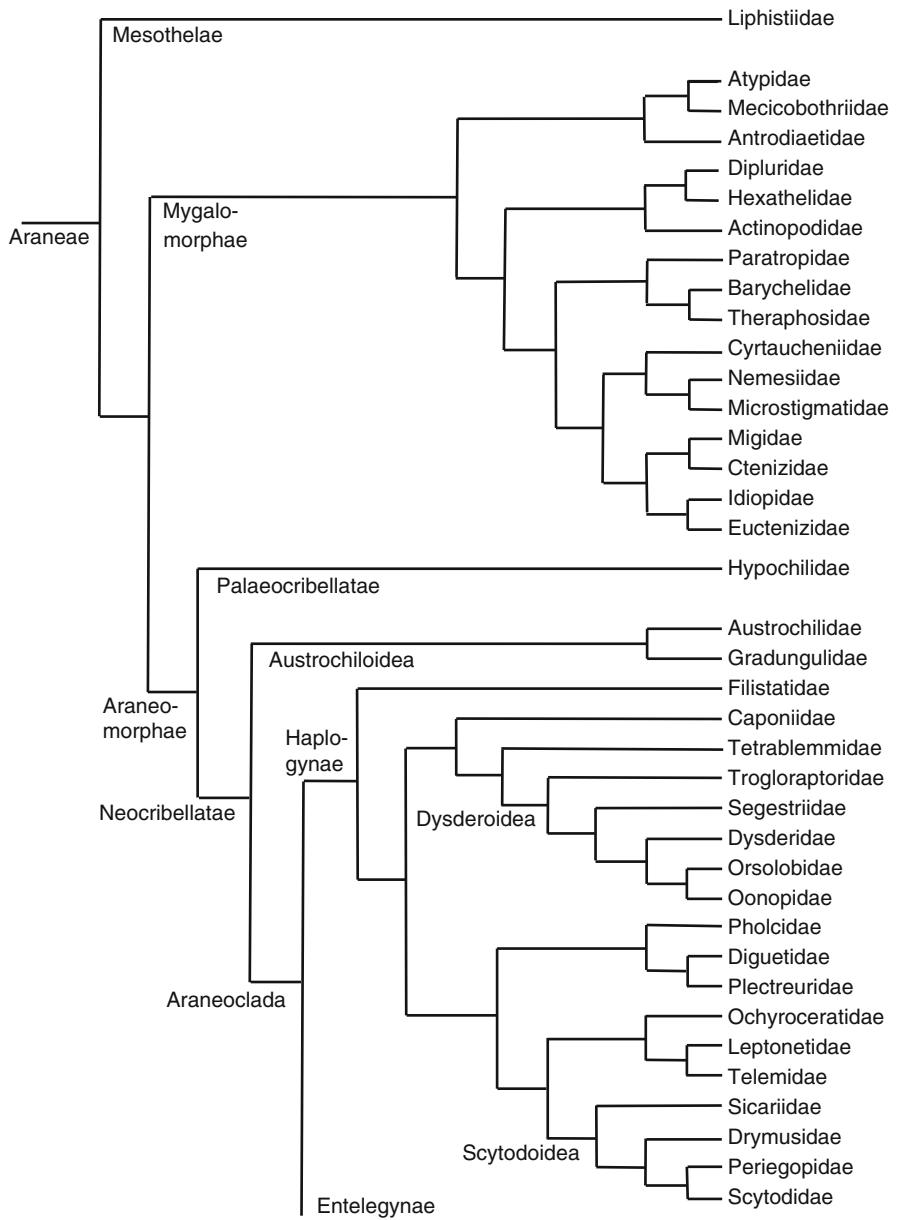


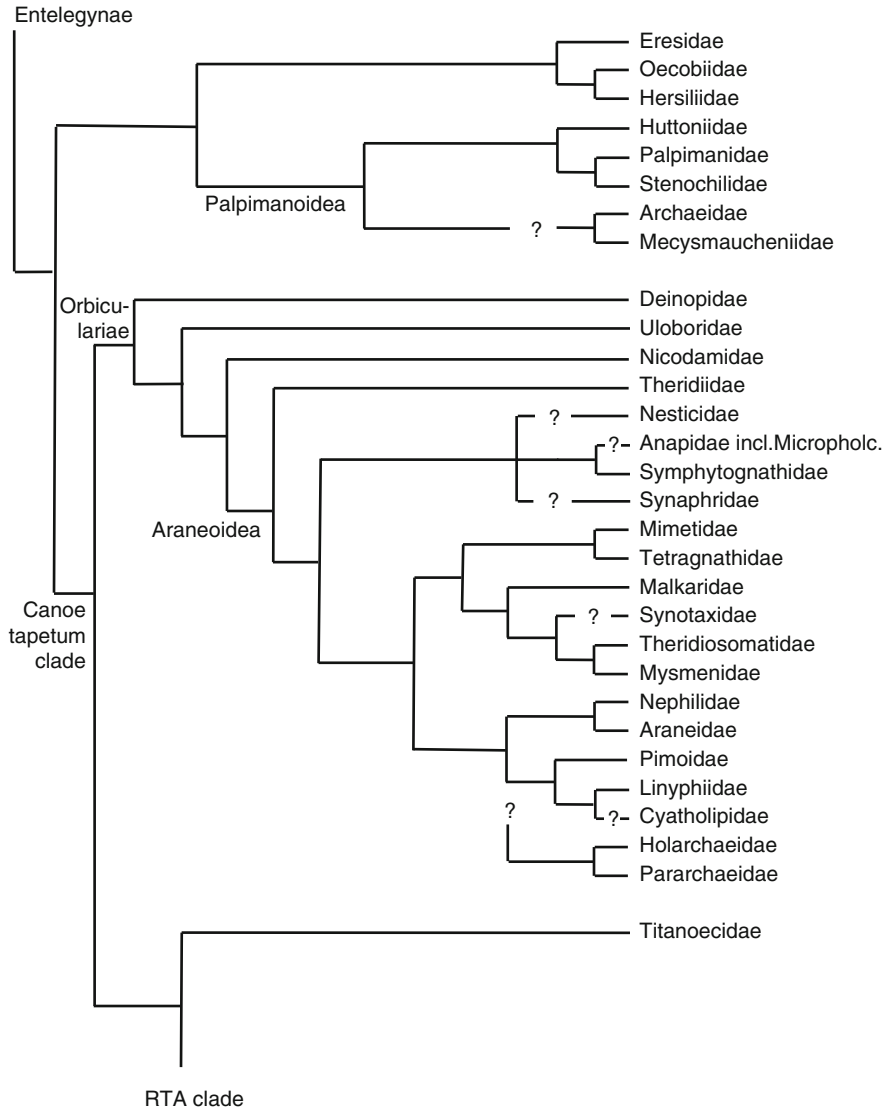
Appendix. Spider Phylogeny

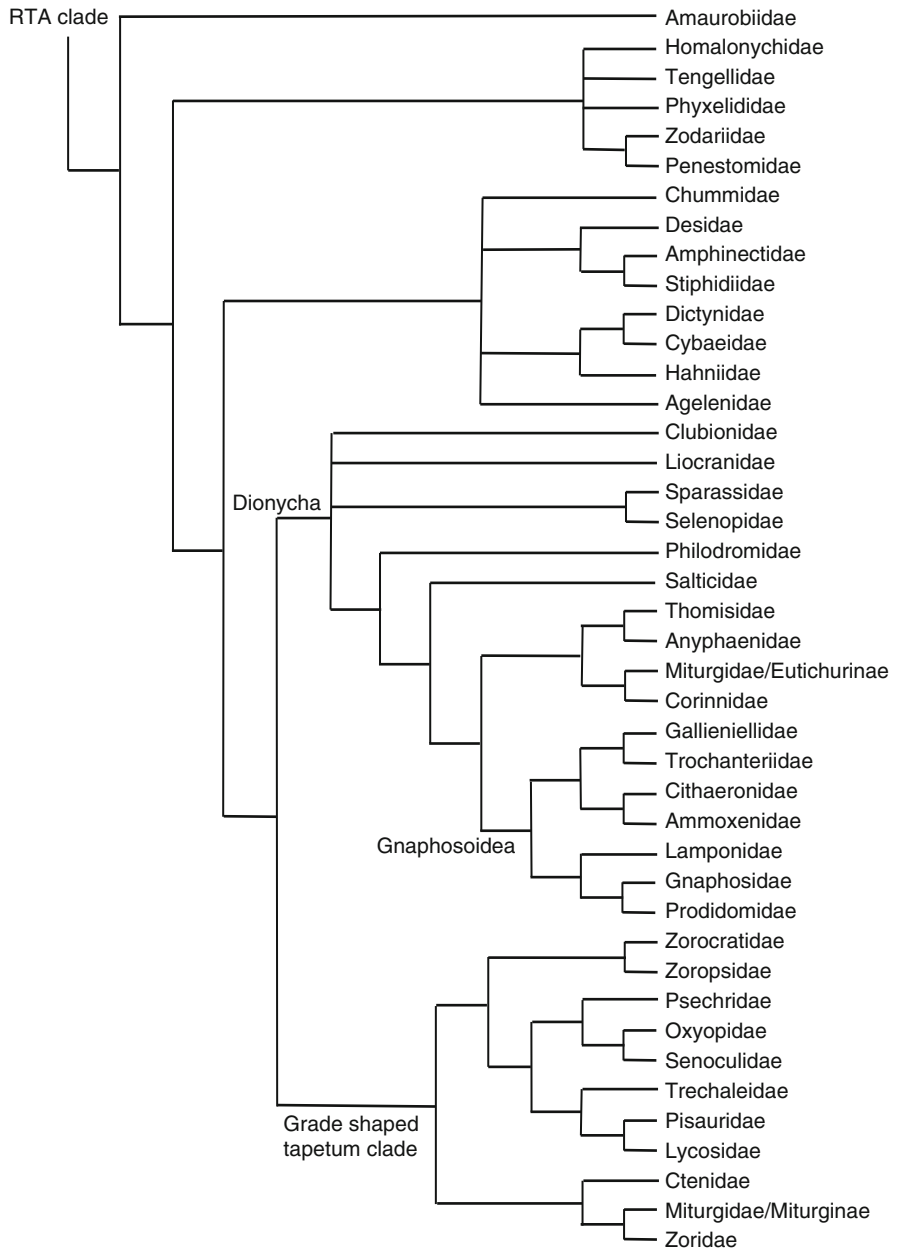
Since many aspects mentioned in this book are better understandable within a phylogenetic context, a phylogenetic cladogram of spiders is given here. However, currently no generally accepted system is available and therefore the approach which is presented here reflects the best compromise of current knowledge and opinions. This system bases on the cladograms provided by Coddington (2005) and Jocqué and Dippenaar-Schoeman (2006) and includes key results from important further publications such as Silva (2003), Hedin and Bond (2006), Benjamin et al. (2008), Rix et al. (2008), Alvarez-Padilla et al. (2009), Arnedo et al. (2009), Blackledge et al. (2009), Miller et al. (2009, 2010), Dimitrov et al. (2011), Lopardo et al. (2011), Bond et al. (2012), Griswold et al. (2012), and Labarque and Ramirez (2012).

The here presented system includes 110 families. Sinopimoidae are not included; they comprise only one species and may show up to belong to Linyphiidae. Cycloctenidae are also not included; they belong to the RTA clade but their further position is unclear. The best approach to include Miturgidae results in different positions for two parts: the subfamily Eutichurinae (including *Cheiracanthium*) close to Corinnidae and the subfamily Miturginae close to Zoridae (Silva 2003). If confirmed, this may point to an upcoming splitting of the family. Micropholcommatidae (Micropholc.) may become a subfamily of Anapidae (Lopardo et al. 2011).

Thanks for discussing this phylogenetic system go to Miquel Arnedo, Jonathan Coddington, Gustavo Hormiga, Rudy Jocqué, Christian Kropf, Jeremy Miller, and Nikolaj Scharff.







References

- Alvarez-Padilla F, Dimitrov D, Giribet G, Hormiga G (2009) Phylogenetic relationship of the spider family Tetragnathidae (Araneae, Araneioidea) based on morphological and DNA sequence data. *Cladistics* 25:109–146
- Arnedo MA, Hormiga G, Scharff N (2009) Higher-level phylogenies of linyphiid spiders (Araneae, Linyphiidae) based on morphological and molecular evidence. *Cladistics* 25:231–262
- Benjamin SP, Dimitrov D, Gillespie RG, Hormiga G (2008) Family ties: molecular phylogeny of crab spiders (Araneae: Thomisidae). *Cladistics* 24:708–722
- Blackledge TA, Scharff N, Coddington JA, Szűts T, Wenzel JW, Hayashi CY, Agnarsson I (2009) Reconstructing web evolution and spider diversification in the molecular era. *Proc Natl Acad Sci USA* 106:5229–5234
- Bond JE, Hendrixson BE, Hamilton CA, Hedin M (2012) A reconsideration of the classification of the spider infraorder Mygalomorphae (Arachnida: Araneae) based on three nuclear genes and morphology. *PLoS One* 7:e38753
- Coddington JA (2005) Phylogeny and classification of spiders. In: Ubick D, Paquin P, Cushing PE, Roth V (eds) *Spiders of North America: an identification manual*. American Arachnological Society, Worcester
- Dimitrov D, Lopardo L, Giribet G, Arnedo MA, Alvarez-Padilla F, Hormiga G (2011) Tangled in a sparse spider web: single origin of orb weavers and their spinning work unravelled by denser taxonomic sampling. *Proc R Soc B* 279:1341–1350. doi:10.1098/rspb.2011.2011
- Griswold CE, Audisio T, Ledford JM (2012) An extraordinary new family of spiders from caves in the Pacific Northwest (Araneae, Trogloraptoridae, new family). *ZooKeys* 215:77–102
- Hedin M, Bond JE (2006) Molecular phylogenetics of the spider infraorder Mygalomorphae using nuclear rRNA genes (18S and 28S): conflict and agreement with the current system of classification. *Mol Phylogenet Evol* 41:454–471
- Jocqué R, Dippenaar-Schoeman AS (2006) *Spider families of the world*. Royal Museum for Central Africa, Tervuren
- Labarque FM, Ramirez MJ (2012) The placement of the spider genus *Periegops* and the phylogeny of Scytodoidea (Araneae: Araneomorphae). *Zootaxa* 3312:1–44
- Lopardo L, Giribet G, Hormiga G (2011) Morphology of the rescue: molecular data and the signal of morphological characters in combined phylogenetic analyses—a case study from the mysmenid spiders (Araneae, Mysmenidae), with comments on the evolution of web architecture. *Cladistics* 27:278–330
- Miller JA, Griswold CE, Yin CM (2009) The symphytognathoid spiders of the Gaoligongshan, Yunnan, China (Araneae, Araneioidea): systematics and diversity of micro-weavers. *ZooKeys* 11:9–195
- Miller JA, Carmichael A, Ramirez MJ, Spagna JC, Haddad CR, Rezac M, Johannesen J, Kral J, Wang X-P, Griswold CE (2010) Phylogeny of entelegyne spiders: affinities of the family Penestomidae (NEW RANK), generic phylogeny of Eresidae, and asymmetric rates of change in spinning organ evolution (Araneae, Araneioidea, Entelegynae). *Mol Phylogenet Evol* 55:786–804
- Rix MG, Harvey MS, Roberest D (2008) Molecular phylogenetics of the spider family Micropholcommatidae (Arachnida: Araneae) using nuclear tRNA genes (18S and 28S). *Mol Phylogenet Evol* 46:1031–1048
- Silva D (2003) Higher-level relationships of the spider family Ctenidae (Araneae: Ctenoidea). *Bull Am Mus Nat Hist* 274:1–86

Subject Index

A

- Abdominal sac, 44, 46, 53f, 368
Acanthoscurria
 A. gomesiana, 6, 84, 86
 A. natalensis, 88
Acanthoscurrin, 82, 87
Acari, 5, 9, 112
Acaricide, 415ff, 442
Acceleration, 459
Accessory gland, 174, 181f
Acentric, 161
Acetamidiprid, 419
Acetylcholine, 193, 206, 261, 286, 420, 497
Acetylcholinesterase, 420
Acetylputrescine, 287f
Acetyltaurine, 287
Achaearanea, 198
Achiasmatic, 167
Achromatic vision, 321, 326–330
Acidification, 271, 411
Acid-sensing ion channel, 208f, 211, 495
Acinifom gland/silk, 273f, 283
Acremonium, 117
Acrocentric, 160–164
Acrosomal, 176–180
Actinopodidae, 493, 506
Aculepeira ceropegia, 396
Acylopolymine, 88, 192–195, 200f, 206, 213, 492
Adaptive, 44, 71, 76, 81, 103, 143, 145, 150, 323, 379, 411, 475
Adaptive immune system, 81
Adenylate energy charge index, 408
Adhesive, 61ff, 271ff, 276–278, 295–297, 308ff, 463ff
ADP, 206, 408
Adrenaline, 193
Aerial dispersal, 68ff
Aerobic metabolic, 36
Aerobic–anaerobic partition, 35
Aerodynamic, 68, 70, 276
Agelena, 262
 A. consociata, 130
 A. labyrinthica, 18, 404–410
 A. orientalis, 218
Agelenidae, 7, 18, 31f, 48, 86, 96, 101, 127ff, 143f, 164ff, 192ff, 218, 262, 387, 404, 412, 493, 508
Agelenopsis, 96, 262
 A. aperta, 143f, 194f, 218
Agglutinin, 85
Agglutination system, 84f
Aggregate gland/silk, 243f, 271, 283ff
Aggressive mimicry, 150f
Agonistic, 132ff, 147
Agriculture, 72, 393–398, 430, 441
Agrobiont, 71f
Akanthomyces, 110, 114f
Alaninamide, 286f
Alanine, 268, 270, 275, 286f, 481
Albumin, 11
Alcohol, 127, 129, 133, 441
Aldehyde, 127, 129
Aliphatic compound, 284, 286
Aliphatic hydrocarbon, 127
Alkane, 133
Alkyl methyl ester, 288
Allelochemical, 126, 142
Allocosa
 A. alticeps, 147
 A. brasiliensis, 147
Allomone, 126, 142
Allosteric effector, 12
Allosteric modifier, 210

- Allostery, 10
Alopecosa pulverulenta, 98
Alpaida veniliae, 418, 422–424
 α -helix, 195f, 217ff, 270, 307, 499
 α -latrocrustotoxin, 198
 α -latrotoxin, 198, 230, 498
Alzheimer's disease, 497
Amaurobiidae, 51, 127, 194, 197, 508
Amaurobius ferox, 51
Amblypygi, 5f, 174, 179
Amidation, 218, 220
Amine, 192f, 206, 492
Amino acid, 4, 7, 9, 85–89, 128, 142, 192–201, 206, 217ff, 244, 256, 267–275, 287–292, 376, 387f, 397, 476, 492, 495–500
Aminopropionamide, 287
Ammoxenidae, 58, 191, 508
Amorphous, 267ff, 364, 477
AMP, 206, 408
Amphinectidae, 509
Amphipathic, 86, 499
Ampullate gland/silk, 68, 269–281, 283, 291, 476–486
Anaerobiosis, 36
Anaerobic, 51
 capacity, 35
 metabolism, 36, 408
Analgesic, 213, 261, 493ff
Anamorph, 110, 112
Anapidae, 507
Anclystaceae, 112
Anelosimus eximius, 130f
Anoteropsis hiliaris, 417–420
Antibiotic, 100, 109, 229, 499
Antifeedant, 415, 422, 441
Antimicrobial, 11, 81ff, 195, 290, 293, 492
Antioxidative, 408f
Antivenom, 256–261
Antrodiaetidae, 506
Anyphaenidae, 31, 58, 68, 388, 394, 435, 443, 508
Aorta, 15f, 18ff, 50
Aphantochilinae, 191, 350
Aphid, 93, 374–382, 389, 432, 444
Aphonopelma
 A. hentzi, 4ff, 10, 17, 22ff, 32, 36, 47f, 50f, 85, 88,
 A. marxi, 23, 82f
 A. seemanni, 59ff
Apis mellifera, 320, 355
Apodem, 30
Apoptosis, 408
Application, 268, 415ff, 436, 442ff, 451ff, 469ff, 475ff, 492ff
Apposition eye, 325
Appressorium, 109
Arachnidicolae, 108, 113
Arachnophobia, 253
Araneidae, 7, 34f, 86, 96, 101, 143ff, 160ff, 191ff, 245, 271ff, 283ff, 319ff, 343, 362ff, 380, 385ff, 394, 407, 416ff, 433f, 442, 477ff, 507
Araneism, 258
Araneoclada, 16, 506
Araneoidea, 194, 243, 273ff, 283ff, 507
Araneomorphae, 7, 11, 29ff, 45, 52, 68, 86ff, 159ff, 180f, 191, 203, 225, 253, 271, 274, 303, 313, 344, 499, 506
Araneus, 194, 325–330
 A. aurantia, 146, 288, 290, 295, 497
 A. cavaticus, 285f
 A. diadematus, 18, 96, 101, 286, 365–367, 385f, 405–410, 418, 422, 434f, 463, 482, 485
 A. trifolium, 276
 A. ventricosus, 96, 114, 160
Archaeidae, 507
Arginine, 195, 223, 498
Argiope, 86, 161, 104, 363, 442
 A. aemula, 322f
 A. auratia, 288, 295
 A. bruemichi, 143ff
 A. flavipalpis, 362f
 A. keyserlingi, 376
 A. lobata, 194, 288
 A. reinwardti, 363
 A. trifasciata, 271, 288
Argiotoxin, 497
Argyrodes, 293
Argyroneta aquatica, 17–19
Ariadna lateralis, 159
Arolia, 57
Aromatic, 194, 206, 284, 288, 498
Arrhythmia, 261, 493, 496
Arsenophonus, 95, 99
Artery, 47
Artificial diet, 393ff
Asci, 113
Ascomycota, 109, 12f
Ascospore, 110, 113
Ascostroma, 113
Asexual stage, 112
Aspergillus, 116
Associative learning, 149
Astacin, 236

- Ataxia, 417, 421
 ATP, 35f, 206, 260, 408, 493, 499
 Atracotoxin, 256
Atrax, 6, 254–256
 Attachment system, 57ff
Atterocopus, 267
 Atypidae, 159–165, 174, 506
Atypus, 6
 A. affinis, 159, 165
 Austrochilidae, 17, 160, 506
 Austrochiloidea, 16, 29, 506
Austrochilus, 17, 159
 Autoimmune disease, 493
 Autosome, 160–169
 Auxiliary spiral, 273
Avicularia
 A. metallica, 200
 A. minatrix, 161
 A. versicolor, 334
 Axoneme, 178–180
Azadirachta indica, 441
 Azadirachtin, 419, 441ff
- B**
Bacillus thuringiensis, 429ff, 445
 Bacteria, 74, 83ff, 93ff, 152, 193, 223f, 234, 289, 429, 479, 499
 Bacteroidetes, 93
Badumna
 B. insignis, 309
 B. longinqua, 304, 309f
Bagheera kiplingi, 388
 Ballistic, 454, 458, 480
 Ballooning, 67ff, 100, 148, 245, 272
 Barychelidae, 58, 506
Beauveria bassiana, 113
 Benzoylurea, 422
 β -caryophyllene, 148
 β -1,3 glucans, 84
 β -hairpin, 87, 196
 Betaine, 286–292
 β -sheet, 207, 270, 477, 499
 β -toxin, 197, 494
 Bioaccumulation, 405–412
 Bioactive, 481, 484, 491ff
 Bioadhesive, 469
 Biocompatible, 475, 481f
 Bioconcentration, 405
 Bioconcentration factor, 406
 Biogenic amine, 193, 206
 Bioinsecticide, 204, 208
 Biological control, 393f, 398, 430
 Biomaterial, 475ff
 Biomedical, 470, 475ff
 Biomimetic, 278, 468–471, 478
 Biopolymer, 475ff
 Biotin, 396
 Bite, 125, 135, 204, 231, 233, 237, 243, 254–263
 Blood cells, 82
 Body condition, 74ff
 Body condition index, 380
 Body size, 8, 24f, 32, 34, 37, 101, 137, 262, 277, 380, 424f, 432
 Bola spider, 144, 150f, 191
Bombyx mori, 479
 Book lung, 9, 16, 21, 29–35, 50f, 303
Brachypelma
 B. albopilosum, 127, 129, 135–137
 B. vagans, 135
 Bradykinin, 288
Bryobia, 101
Bt crop, 386, 429ff
Bt israelensis, 429
Bt kurstaki, 429ff, 445
Bt protein, 431ff
Bt tenebrionis, 429, 435
 Buprofezin, 419
 Butyric acid, 143
- C**
 Cabal, 212f
 Cadaverine, 193, 218
 Cadmium, 403ff
 Calamistrum, 305ff
 Calcium, 87, 286, 396, 403, 407, 481, 497
 Calcium channel, 87, 197f, 208ff, 220, 492ff
 Calmodulin, 224
Calocera, 114
 Camouflage, 110, 320–323, 349, 361, 365
Candida albicans, 87
 Cannibalism, 69, 133–137, 146, 176, 375–382, 398
 Canoe tapetum clade, 507
 Capillarization, 19
 Capillary, 36
 Capillary force, 64, 173, 290, 296, 308–313, 466
 Caponiidae, 30f, 58, 506
 Capture spiral, 273–276, 476
 Carbamate, 415–417
 Carbohydrate, 396
 Carbon dioxide, 21
 Carbosulfan, 444
 Carboxylesterase, 409f

- Carcinoscorpius rotundicauda*, 5
 Cardiac artery, 17ff
 Cardiac cycle, 22ff
 Cardiac disturbance, 260f, 493, 496
Cardinium, 95ff
 Cardiomyocyte, 16f
 Cardioregulatory nerve, 23
 Casein, 397
 Catalase, 408–410
 Catecholamine, 261
 Cav channel, 87, 197f, 208ff, 220, 261, 492ff
 cDNA, 4f, 244, 270, 274
 cDNA library, 84, 86, 218, 225,
 Cellular defence, 109
 Central nervous system, 19, 22, 206, 495, 497
 Centriole, 176, 178f
 Centromere, 160f, 163, 169
Cephalosporium, 117
Cheiracanthium, 262, 442
 C. inclusum, 262, 394f, 434
 C. mildei, 262, 442f
 C. punctorium, 221, 262
 Chelicerae, 18, 144f, 152, 191, 203, 242–246,
 253–256, 260–262, 303, 334–336,
 342–345, 350
 Chemical communication, 125ff
 Chemoreceptor, 65, 125, 128
 Chemosensitive, 128, 144, 153, 197
 Chiasmata, 163, 165, 167
Chileotaxus, 177f
Chilobrachys guangxiensis, 212
 Chloride, 286
 Chlorpyrifos, 418f, 444
 Cholesterol, 127, 136, 376, 396f
 Choline, 193, 233, 287, 289, 292
 Cholinesterase, 417, 420
 Chondroitin sulphate, 224f
 Chromatic vision, 321–330
 Chromatin, 164, 166f, 179
 Chromosome, 159ff
 Chrysomelidae, 429ff
Chrysso scintillans, 363f
 Chummidae, 508
 Circadian, 421
 Circulatory organ/system, 2, 15ff
 Cithaerionidae, 508
 Citric acid, 143, 145, 193, 206
Clathroconium, 115
Clavicipitaceae, 112
Clavicipitales, 112
 Cleistospermia, 181f
 Clomazone, 418f
 Clotting, 81ff
 cascade, 81ff
 enzyme, 11, 85
Clubiona, 444
C. phragmitis, 404
 Clubionidae, 7, 58, 68, 96, 191, 387, 394, 404,
 444, 508
 Coagulation, 81
 Coagulation cascade, 83
 Coagulin, 84
 Coagulogen, 84
 Cobweb, 258, 274, 278, 283, 291–293, 434, 475
 Cocoon, 128, 130, 350, 411, 479, 482
Coelotes terrestris, 133, 136
 Coenospermia, 181f
 Coevolution, 109, 267, 277, 303, 355,
 Coiling process, 180
Coleosoma octomaculatum, 99
 Collagenase, 199
 Collembola, 180, 374ff, 393, 432
 Coloration, 319ff, 335ff, 353ff, 362–366
 Color-blind, 325
 Colour change, 351, 353f, 361ff
 Competition, 69, 103
 Complement system, 233
 Compound eye, 320, 325
 Cone snail, 212f, 491–494
Conidiobolus, 12
 Conidium, 110
 Conspicuous, 245, 261, 297, 319ff, 334, 349f,
 356, 364f
 Contact pheromone, 126, 136, 143ff
 Contamination, 403ff
 Copper, 403ff
 Copper protein, 3, 11
Cordyceps, 108ff
 C. cylindrica, 110, 113
 C. singeri, 110, 113
 C. thaxteri, 118
 Corinnidae, 394, 505, 508
Corynebacterium, 234
Cosmophasis, 341
 Courtship, 142ff, 344f, 375, 423
 C-reactive protein, 85
 Cribellate, 271, 278, 284, 296, 303ff
 Crustacea, 3, 18
cry gene, 430ff
cry protein, 429ff
 Crypsis, 231, 351f, 378
 Cryptochiasmatic, 167
 Cryptocyanin, 3
 Crystalline, 83, 243, 267–277, 334, 343, 349,
 353–356, 364, 429ff, 476f
 CsTx, 217–222

- Ctenidae, 7f, 17, 47f, 58, 61f, 82ff, 112, 144,
 193ff, 217ff, 259ff, 458ff, 508
 Ctenidin, 82, 87
 Ctenitoxin, 494
 Ctenizidae, 58, 110, 113, 118, 194, 506
 Cupiennin, 195, 222–224
Cupiennius salei, 7ff, 17ff, 36, 47f, 61ff, 82ff,
 112, 144, 148, 153, 193–196, 217ff,
 397, 458–460,
 Cuticle, 3, 11, 21, 32ff, 49ff, 85, 125ff, 243f,
 247, 290f, 308, 311, 335ff, 353ff, 365,
 369, 420, 466, 468
 Cuticular compounds, 125ff
 Cuticular lamella, 335ff
 Cuticular lipid, 127, 132, 135, 137
 Cyanocytes, 82f
 Cyatholipidae, 507
 Cybaeidae, 17, 32, 96, 508
 Cycloctenidae, 505
 Cyclodiene, 415, 420
Cyclosa conica, 96
 Cyhalothrin, 418
 Cylindrical gland, 283
 Cypermethrin, 418f, 445
Cyrtopagopus, 334
Cyrtarachne, 286
 Cyrtoucheniidae, 506
Cyrtophora cicatrosa, 362–364
 Cysteine, 86, 89, 192ff, 218ff, 229, 237, 407,
 480, 492
 Cystine, 207f, 213, 256
 Cyto-insectotoxin, 195
 Cytolytic, 193–200, 217ff, 499
 Cytoplasmic incompatibility, 95, 99f–101
- D**
- Damper element, 453, 455
 Damping, 275f, 453, 459, 471
Dasumia carpathica, 160
 Deacidification, 411
 Decapoda, 3, 10, 22
 Decapsulation, 183
 Defensins, 82, 86
 Deferent duct, 174f, 181
 Degranulation, 82, 84
 Deinopidae, 284, 306, 507
Delena cancerides, 162, 165
 δ -atractotoxin, 256
 δ -ctenitoxin, 494
 Deltamethrin, 418f
 δ -toxin, 197, 212, 494
 Depolarization, 193, 206, 209–212, 261, 494
 Dermonecrosis, 230–237, 243, 258, 262
 Desiccation, 127
 Desidae, 96, 304, 309f, 508
 Detoxification, 409f, 420
Deuteromycota, 115
 Dextrose, 397
 Diacylhydrazine, 416
Diaea
 D. circumlita, 99
 D. evanida, 352, 355
 D. lactea, 352
 Diakinesis, 164, 167f
 Diasterometric ratio, 143
 Diastole, 23f
 Diazinon, 418
 Dicentric, 161, 163
 Dicotyl, 418
 Dictynidae, 31, 162, 174, 307f, 417, 508
 Diet, 127, 150–152, 231, 271, 277, 288, 373ff,
 387–390, 393ff, 434
 Diflubenzuron, 419
 Digueteidae, 31, 165, 506
 Dimethoate, 418
 Dimethyl citrate, 144
 Dimethylalkane, 127
 Dimethylhentriaccontane, 134
 Dionycha, 508
Diplocephalus
 D. latifrons, 96
 D. picinus, 96
 Diploid number, 159ff
 Dipluridae, 112, 163, 167, 506
 Diptera, 57, 374, 429–431
 Dispersal, 67ff, 100–103, 113, 133f, 350, 421
 Disulphide bridge, 87, 196, 218, 220, 222
 Diuresis, 420
 Diurnal, 141, 319ff, 344f
 Diversiculum, 364–369
 Diversity, 102, 118, 145, 159, 166, 174ff, 192,
 194f, 197, 200, 213, 225, 229–233, 271,
 303, 307, 393, 410, 412, 444, 500
 D-lactate, 36
 DNA, 95, 112, 162, 290, 480, 484
 Domain, 88, 212, 221, 234, 269, 290, 480f, 487f
 Dopamine, 193
 Dragline, 68, 126, 271, 273, 288, 312, 350,
 477ff
 Drug, 204, 229, 260, 476, 484–487, 491ff
Drymusa, 232
 Drymusidae, 165, 231, 506
 Dummy, 324, 329f
Dysdera, 8f, 11, 32, 175
 D. crocata, 167

- Dysdera* (*cont.*)
D. erythrina, 34
D. ninnii, 168
Dysderidae, 31f, 45, 58, 96, 160–168, 174, 506
Dysderoidea, 30, 160f, 169, 506
Dyspnoea, 256
- E**
Ebrechtella tricuspidata, 387f
Ecdysone, 11, 397, 441
Ecdysteroid, 136
Ecological niche, 406, 412
Ecological web, 380
Ecribellate, 283f, 286, 312
Ectomere, 126f
Egg sac, 144f, 274, 292f, 380, 423f, 478, 482, 486
8-methyl-2-aonanone, 143
Ejaculation, 173
Ejaculatory duct, 174
Elaphomyces, 113
Elasticity, 43, 243, 247, 289, 295–298, 460–462, 475ff
Electrophysiological, 129, 153, 197
Electrostatic, 109, 195, 223, 226
11-methylpentatriacontane, 133
Enantiomer, 143
Encapsulation, 81, 83
Endeis spinosa, 5
Endoplasmic reticulum, 9, 175, 479
Endosternite, 44–46
Endosulfan, 418
Endosymbiont, 74, 76, 93 ff
Engyodontium, 17
Enhance, 10, 51, 64, 74, 134, 167, 193, 198, 217–222, 290, 311, 336, 374ff, 394, 408, 417, 481, 487
Enhancer peptide, 221f
Enoplognatha ovata, 99
Ensifera, 57
Entapophyse, 30
Entelecara flavipes, 96
Entelegyne, 7, 30f, 58, 95, 142, 145, 159ff, 173ff, 221, 506
Enterococcus faecalis, 88
Entomogenae, 108
Entomophthorales, 112
Envenomation, 204, 226, 231, 242, 257, 260f
Enzyme, 3, 11, 84–86, 109, 192–194, 198–201, 204, 207, 213f, 217, 224f, 229ff, 243, 258, 263, 378, 408–412, 417, 420, 492
Ephebopus cyanognathus, 334–337
Epicuticle, 109, 127
Epidermis, 32f, 46, 152, 484
Epilepsy, 494, 497
Epithelium, 173, 175, 181, 293
Eresidae, 130, 164, 443, 507
Erigone, 71f
E. arctica, 74, 96
E. atra, 68, 73f, 95f, 100–103, 418, 422, 424
E. dentipalpis, 68, 74f, 96
E. longipalpis, 97
E. promiscua, 97
Eriovixia cavaleriei, 96
Eschar formation, 257
Escherichia coli, 87f
Euathlus, 334
Euchelicerata, 5
Euctenizidae, 506
Eukaryotic, 162, 195, 220–224
Euplantulae, 57
Eurypelma californicum. *See* *Aphonopelma hentzi*
Euryphagous, 374
Eurypterid-like, 33
Evaporation, 34
Evarcha, 164
E. arcuata, 61ff, 463–468
E. culicivora, 144, 147, 149
E. falcata, 98
Evolution, 3ff, 25, 29, 33f, 67–70, 85, 94, 102, 112–115, 130, 133, 137, 142, 150, 162ff, 174, 176ff, 196, 199f, 207, 219, 229ff, 244f, 253f, 267ff, 310ff, 330f, 353, 356f, 374, 376, 411, 469
Excretion, 364, 404, 406, 420
Exocuticle, 109
Exocytosis, 84
Exoskeleton, 21, 85, 109
Extensor muscle, 43–47, 53, 246, 451
Extracellular, 180f, 198f, 207, 209, 226, 236, 495
Extrafloral nectary, 389
Exuvia, 407
- F**
Factor C, 84
Farnesyl acetate, 145
Fasciculation, 256f
Fatality, 204, 254ff
Fat body, 33
Fatty acid, 127f, 130, 133, 136f, 288, 290, 376
Fecundity, 76, 102, 397, 410f, 416, 424f, 435
Feminization, 95, 99

Fenithrothion, 419
 Fenvalerate, 418
 Fertility, 21, 424
 Fertilization, 136, 145, 183
 Fiber, 206, 212, 268ff, 283ff, 306ff, 469, 475ff
 Fibril, 178, 243, 269, 271, 302ff
 Fibroin, 244, 267–271, 289f, 476ff
Filistata
 F. hibernalis, 17
 F. insidiatrix, 8
 Filistatidae, 17, 31, 48, 160, 165, 178, 181, 304–309, 493, 506
 Fitness, 69–74, 100, 376–381, 389, 403, 409, 411
 5-hydroxytryptamine, 193
 5-methylhentriacontane, 132
 Flagelliform gland/silk, 245, 273f, 283, 306, 476, 480
Flavobacterium, 99
 Flexor muscle, 44–54, 246, 421, 451
Floronia bucculenta, 362–369
 Folate, 396
Folsomia candida, 374
 Foraging, 37, 67, 134–136, 148–151, 320–330, 350, 373–379, 404, 415
 Formulation, 394–398, 415ff, 431ff, 443
Frontinella communis, 386, 418–421, 434
 Fructose, 387
 Functional diversity, 200, 412
 Functional response, 381, 416, 422–425
 Fungal pathogen, 107ff
 Fungi, 84, 87, 88, 108ff, 152, 386
 Fungicidal, 88
 Fungicide, 415ff, 442
 Fungivory, 386
 Funnel web, 256, 309, 312

G

GABA, 193, 286f, 292
 GABamide, 286–292
 Gallieniellidae, 508
 Gammaproteobacteria, 93
 Gas exchange, 33, 36
Gasteracantha, 363f
 GDPD, 234
Gea heptagon, 363f
 Gecko, 57, 62, 64, 464, 468
Gelanor, 177f
 Gene, 4–8, 71, 94, 101, 206–209, 224, 230ff, 244, 267ff, 290, 292
 Gene flow, 75, 100, 103,
 Generalist predator, 149, 203, 213, 373f, 381f, 385

Genetic drift, 103
 Genetically engineered plant, 429ff
 Genome, 94, 234, 476, 480
Geolycosa, 218, 499
Ghelna canadensis, 98
Gibellula, 111, 114, 116f
Gladicosa gulosa, 394
 Gland. *See* Assessorial gland; Midgut gland; Silk gland; Venom, gland; Wax gland
 Glucose, 387, 397
 Glucuronic acid, 224
 Glutamate, 193f, 213, 497
 Glutamate receptor, 194, 213, 497
 Glutamic acid, 206
 Glutathione, 408–410
 oxidase, 408–410, 420
 s-transferase, 408, 420
 Glyceride, 127
 Glycine, 84, 86f, 217, 268, 270–275, 286–288, 292, 481
 Glycogen, 180, 286
 Glycolipid, 199
 Glycolysation, 9, 290
 Glycoprotein, 221, 243, 269, 290–297
 Glyphosate, 152, 418
 Gnaphosidae, 7, 31, 58, 96, 191, 508
 Gnaphosoidea, 508
 Golgi apparatus, 9, 175f
 Gomesin, 82, 87
 Gonad, 17, 174, 406
Gonatium rubens, 97
 Gonopore, 173f
 Grade shaped tapetum clade, 508
 Gradungulidae, 506
Grammostola rosea, 208, 496, 499
 Gram-negative bacteria, 84ff, 499
 Gram-positive bacteria, 86ff, 499
 Granules, 81, 407
 Granulocytes, 82f, 86, 224
Granulomanus, 110f, 114, 116
 Gregarious, 129f
 Guanine, 343, 354–356, 361ff
 Guanocyte, 343, 353f, 361ff
 Guild, 403, 412
 Gumfoot threat, 274, 278, 291ff

H

Habrocestum pulex, 98, 149
Habronattus, 164
 H. hallani, 339–344
Hadronyche, 254–256
 Haemocyanin. *See* Hemocyanin

- Haemolymph. *See* Hemolymph
 Hahniidae, 31, 508
Hamiltonella defensa, 93
 Haplogyne, 8f, 30, 58, 95, 145, 159ff, 178ff,
 197, 231, 234, 506
Haplopelma
 H. haianum, 200
 H. lividum, 335
 H. minax, 205
 H. schmidti, 208, 211, 494f
Harpactea, 45
 Headache, 262
 Head-to-tail, 195
 Heart, 15ff, 43, 47, 50
 beat, 23, 52
 rate, 24f, 37, 204, 417
 wall, 81ff
 Heat shock protein, 408–410
 Heavy metal, 403ff
 Helix-hinge-helix structure, 223
 Hemerythrin, 3
 Hemmingsen's equation, 35
 Hemocyanin, 3ff, 33–37, 82–85
 Hemoglobin, 3, 10
 Hemolymph, 10f, 15ff, 21f, 32ff, 43ff, 81ff,
 127ff, 193, 206, 217, 226, 420, 451ff
 channel, 49
 pressure, 21–25, 35f, 43ff, 173, 245–247,
 451ff
 Hemolysis, 257
 Heparan sulphate, 224f
 Hepatopancreas, 86, 285
Heptathela kimurai, 159, 176
 Herbicide, 152, 415ff, 442
 Herbivory, 385f
 Hersiliidae, 507
 Heterochromatin, 160–167
 Heterogametic, 167
Heteropoda, 177, 262
 H. venatoria, 494
 Heteropodatoxin, 494
 Heteropycnotic, 164f, 168
Heterothele gabonensis, 335
 Hexadecane, 136
 Hexadecyl acetate, 145
 Hexamer, 3ff
 Hexamerin, 3, 11
 Hexathelidae, 194, 197, 254, 261, 493–497, 506
Hibana
 H. futilis, 388
 H. velox, 394f, 435, 443
 Hibernation, 72, 381
Hippasa partita, 225
Hirsutella, 116
 Histamine, 193, 206, 213, 218, 236, 261
 Histamine-releasing factor, 236
Hogna, 175, 262
 H. carolinensis, 18
 H. helluo, 144, 149, 151, 416
 Holarchaeidae, 191, 253, 507
 Holocentric, 161
Holocnemus pluchei, 98, 102
 Holokinetic, 160–169
Hololena, 262
 H. curta, 195
Holoplatys sp., 98
Holothele, 335
 Homalonychidae, 58, 508
 Homeostasis, 15, 408
 Homogametic, 166
 Honeybee, 290f, 320–323, 350–355
 Hormesis, 416, 424f
 Host, 74, 81, 93–95, 99–103, 107–118, 148,
 389, 445
 Hsp70, 409f
 Human population, 255
 Humidity, 63, 65, 289, 296, 308–313, 420,
 477–479
 Humoral defence, 109
 Humoral response, 81
 Hunger, 152, 373ff
 Huttoniidae, 507
 Huwentoxin, 208, 494
 Hyaluronic acid, 199, 224
 Hyaluronidase, 199, 207, 213, 224–226,
 236, 492
 Hydraulic, 15, 20–25, 35, 43ff, 60, 246,
 451ff
 Hydrocarbon, 130, 133
 Hydrophobic, 196
 Hydrostatic, 46, 51, 64, 245f
 Hygrosopic, 289
Hylaphantes graminicola, 97, 417f, 422–425
 Hyluronan, 199, 224f
 Hymenoptera, 57, 320–328, 353
Hymenostilbe, 116
 Hyperpolarization, 210
 Hypertension, 256, 260
 Hypha, 109, 115f
Hyphomycetes, 112, 115
 Hypochilidae, 165, 178, 303, 305, 506
Hypochilus, 308
 H. pococki, 305
Hypocreales, 112f
 Hypodermis, 353–355, 361, 367–369
Hypolimnas, 102

*Hypomma**H. bituberculatum*, 97*H. cornutum*, 97*Hyptiotes*, 307, 312*H. cavatus*, 305, 309*H. gertschi*, 309

Hysteresis, 275

Hysterochrates gigas, 210**I**

ICK motif, 196f, 207f, 213, 219–222, 237, 256, 492

Idiopidae, 262, 506

Imidacloprid, 418, 444f

Immigration, 70

Immune defense, 15

Immune response, 3, 11, 233, 482, 484

Immune system, 81ff

Imperfect stage, 112

Implantation fossa, 178–180

Inbreeding, 69, 74, 76, 103

Indicoblemma Iannaianum, 53f

Indolic, 194

Infection, 81ff, 93ff, 108ff, 258, 263, 499f

Inflammation, 257

Inhibition, 23, 87f, 134, 137, 193, 197f, 208–213, 221, 224f, 237, 261, 403, 408, 417, 420–423, 441, 493–497

Inhibitor cysteine knot motif, 196f, 207f, 213, 219–222, 237, 256, 492

Injury, 82

Innate immune system, 81

Insect growth regulator, 415f, 425, 441

Insecticidal, 195, 204, 208, 210, 217–222, 236f, 416, 418, 423, 429ff, 441ff

Insecticide, 210, 415ff, 429, 436f, 441ff

Integument, 127, 342, 365

Interference, 333ff

Interphase, 165f

Ion channel, 192f, 197f, 208f, 211, 213, 217, 221, 225, 236f, 261, 263, 431, 492ff

Ion concentration, 193, 217, 286

Ionotropic receptor, 193, 206, 213, 497

Iridescence, 334ff

Iridopelma, 335

Iron, 396, 403ff

Isaria, 16*I. arachnophila*, 108

Ischaemia, 257, 260

Ischnothele guianensis, 112

Isethionic acid, 287–292

J*Jacksonoides queenslandicus*, 144, 149**K***Kaira alba*, 151, 288

Kairomone, 126, 142, 148–151, 422, 424

 κ -toxin, 198, 212, 494

Karyotype, 159ff

Kevlar, 268

Kinase, 224

Kinetic(s), 9f, 267, 275f, 486f

Kinetochore, 161, 168

Kishinouyeus, 114

Knottin, 207

Kukulcania, 307*K. hibernalis*, 48, 51, 160, 304–310

Kunitz-type fold, 207f, 212

Kv channel, 193, 197f, 208–213, 261, 493f

Kynurenine, 353f

L

Labidognatha, 11

Lachesana tarabaevi, 195f, 223

Lactic acid, 193, 342

Lacunae, 15, 21, 47, 54, 451ff

Lamponidae, 508

Large protein, 192, 198, 229, 476

*Larinia**L. argiopiformis*, 96*L. tabida*, 96*Larinioides**L. patagiatus*, 162*L. sclopetarius*, 416–418, 422

Laser Doppler vibrometry, 248

Laser trans-illumination technique, 24

Lasiadora 88

Latarcin, 195, 223

Latouchia, 114

Latrocrustotoxin, 198

Latroductism, 259f

Latroductus, 198, 229f, 258ff, 287, 292f*L. curacaviensis*, 259*L. geometricus*, 259*L. hasselti*, 142, 176, 198, 259*L. hesperus*, 148, 200, 259, 292f, 295*L. indistinctus*, 259*L. mactans*, 198, 259, 292f*L. tredecimguttatus*, 193, 198, 259, 498

Latroinsectotoxin, 198

Latrophilin receptor, 498

- Latrotoxin, 198, 230, 498
 LD50, 200, 219–222, 416, 425
 Lead, 403ff
 Leberidocytes, 83
Lecanicillium, 114
 Lectin, 85, 208f, 212, 294
 Leg autotomy, 43
Leishmania amazonensis, 87
 Lepidoptera, 150, 328f, 429ff
Lepthyphantes minutus, 97
Leptoneta infuscata, 165
 Leptonetidae, 165, 506
 Lethal, 193, 204, 209, 253ff, 416f
Leucauge, 325, 362
 L. blanda, 363
 L. celebesiana, 363
 L. dromedaria, 98
 L. magnifica, 322f, 329
 L. subgemnea, 362f
 Leukemic cell, 224
 Life cycle, 4, 35, 112, 364, 374–382
 Life history traits, 67, 75, 403f, 417, 425
 Lightning-strike cabal, 212
Limulus polyphemus, 5, 10
 Linear peptide, 192, 195, 200, 492
 Linoleic acid, 136
Linyphia, 177f, 293f, 365, 442
 L. triangularis, 96, 142, 367, 405–410
 Linyphiidae, 7, 31f, 68, 73ff, 96ff, 142, 178f, 194, 283ff, 362ff, 386f, 407ff, 417ff, 433ff, 442, 507
 Liocranidae, 58, 98, 508
 Liphistiidae, 17, 177, 274, 506
Liphistius, 128, 175, 177
 L. desulator, 25
 L. malayanus, 17f
 Lipopolysaccharide, 84, 87, 195
 Lipoprotein, 109
 Locomotion, 21f, 32, 36, 43ff, 61, 67, 81, 197, 420f, 451, 464, 470f
 Longevity, 387f, 397, 407
 Low molecular mass compound, 141, 192, 195, 199f, 204, 206, 217, 221, 224, 233, 286f, 292, 492
Loxosceles, 175, 193, 199, 230ff, 257ff, 263
 L. deserta, 200
 L. gaucho, 257
 L. intermedia, 174, 180, 237, 257
 L. laeta, 230, 237, 257
 L. parrami, 257
 L. rufescens, 164, 230, 257
 Loxoscelism, 257f
 Lung, 9, 16, 21, 29–35, 50f, 303
Lycosa, 262, 436
 L. singoriensis, 218
 Lycosidae, 7, 31f, 58, 71, 98, 112, 144, 160ff, 178, 184, 195ff, 218, 225, 262, 387, 393f, 404ff, 416ff, 435f, 442, 463, 493, 499, 508
 Lysine, 195, 222f, 486
 Lysoglycerophospholipid, 199
 Lysophosphatic acid, 199
 Lysophospholipid, 233

M
Macrarugs rufus, 97
Maevia inclemens, 98
 Magnesium, 396f, 403
 Magnesium sulphate, 397
 Major ampullate gland/silk, 269ff, 283, 476ff
 Malaria, 212, 224, 500
 Malathion, 418f, 444
 Male-killing, 95, 100–103
 Malkaridae, 507
Mallos, 307
Malthonica
 M. ferruginea, 165, 168
 M. silvestris, 164
 Mandibulata, 9
Maratus
 M. splendens, 339–344
 M. volans, 339–341
Marpissa lineata, 98
 Mass rearing, 394ff
Mastigoproctus giganteus, 45
Mastophora
 M. cornigera, 150
 M. hutchinsoni, 150f
 M. stowei, 144
Matachia livor, 309, 312
 Maternal effect, 74–76
 Mating, 72f, 100f, 127, 130, 142–147, 176, 261, 375, 395, 398, 415f, 423
 Matriphagy, 376
 Mechanics, 62, 245, 278, 451ff
 Mechanosensitive receptor, 197, 208–210, 496–499
 Mechatronic, 470
 Mecicobothriidae, 506
 Mecysmaucheniiidae, 507
 Medical importance, 199, 228, 230–233, 254ff, 462, 470, 475ff, 492f, 497f
Megalepthyphantes collinus, 97
Meioneta rurestris, 97
 Meiosis, 159ff

- Melanin, 81–85
 Melanisation, 85
 Membrane, 23f, 43, 45, 48f, 54, 85f, 167f, 180, 192–200, 207, 209, 217, 220–226, 233, 247, 253, 258, 260, 263, 367, 417, 431, 452, 476, 499
 Membranolytic, 195, 220–223
 Mercury, 403ff
 Mesocuticle, 109
 Mesothelae, 6, 16, 29, 34, 159ff, 173ff, 191, 199, 253, 304, 506
Meta
M. menardi, 86
M. mengei, 99
 Metabolic rate, 25, 34f
 Metacentric, 160ff
Metacordyceps, 113
 Metalloprotease, 193, 199
 Metallothionein, 407–411
 Metaphase, 160–168
Metaphidippus, 389
 Metapopulation, 75
Metarhizium, 113
Metellina
M. merianae, 118
M. segmenta, 99, 405, 409f
 Methamidophos, 418
 Methionine, 376
 Methoxyalkane, 288, 292, 294
 Methoxyfenozone, 419
 Methyl palmitate, 136
 Methyl stearate, 136
 Methylester, 130
 Methyl-malonyl-coa, 127
 Methyloctadecadienoate, 132
 Methyloctadecanoate, 133f
 Methylpentacosane, 133
 Methyltetradecanoate, 133
 Methyltriacontane, 133
Mexitilia, 307
M. trivittata, 307
Miagrammopes, 307, 309f, 312
M. animotus, 304f, 309f
Micrargus herbigradus, 97
Micrococcus luteus, 87f
 Microelectromechanical system, 478, 485
Microlinyphia, 294
M. imprigra, 97
M. pusilla, 97
Microneta variata, 97
 Micropholcommatidae, 505
 Microstigmatidae, 506
 Microtrichia, 57
 Microtubules, 168, 176–179
 Microvilli, 175
 Midgut gland, 17, 343, 361ff, 405–409
 Migidae, 506
 Migraine, 499
 Mimetidae, 178, 191, 507
 Mimicry, 150f, 396
 Mini-protein, 192–201, 206, 217, 492–495
 Minor ampullate gland/silk, 273, 283
Misionella, 307
Missulena, 262
Misumena vatia, 148, 350, 352, 365f, 406
Misumenoides formosipes, 387
 Mitochondrion, 36, 176, 408
 Miturgidae, 221, 434, 442, 505, 508
Modisimus, 112
 Mollicutes, 93
 Moltling, 11, 43, 82f, 146, 441
 Monocentric, 160f
 Monocrotophos, 443
 Monogamy, 176
 Monomethylalkane, 127
 Monophagous, 191
 Mortality, 70, 108, 117f, 374, 415ff, 434f, 442–445
 Motor cabal, 212f
 Moulting, 11, 43, 82f, 146, 441
 Mucopolysaccharide, 199
Mucor hiemalis, 12
 Muscle, 16, 18, 24f, 31ff, 43ff, 86, 173, 197, 204, 206, 209f, 224f, 246f, 256, 261, 267, 269, 271, 367–369, 421, 451ff, 478, 493f, 496
 Muscular dystrophy, 496
 Musculi laterales, 44–46, 53
 μ -toxin, 197, 494
 Mutualism, 94, 148, 388–390
 Myastenic syndrome, 493
 Mycelium, 109f
 Mygalin, 88
 Mygalomorphae, 6, 16ff, 29, 35f, 58, 68, 86–88, 110, 113, 159ff, 173ff, 191ff, 203, 225, 253ff, 274, 303, 499, 506
 Myocardium, 22–24, 81
 Myogenic, 22
 Mysmenidae, 507
N
 N-acetylgalactosamine, 290, 293f
 NADPH oxidase, 224
 Nanocrystal, 267–270
 Nanospring, 270, 274

- Nausea, 204, 256, 260f
 Nav channel, 193, 197, 208–213, 256, 261, 494f
 Necrotic, 199, 230, 233, 243, 257f, 262f, 408
 Nectar, 330, 385ff, 395
 Neem, 441ff
 N-eicosane, 132
Nemesia, 6
 Nemesiidae, 58, 262, 506
 Neocribellatae, 506
Neolana pallida, 307, 309, 313
Neon neli, 98
 Neonicotinoid, 422f
Neoscona, 325–330
 N. pratensis, 418, 422–424
 N. punctigera, 328–330
 N. scylla, 162
Neosparassus, 262
Neoxyphinus, 175
Nephila, 175, 194, 284ff, 325, 477, 482
 N. clavata, 98
 N. clavipes, 286ff, 476–481, 468
 N. inaurata, 7
 N. madagascariensis, 486
 N. pilipes, 288, 322, 324, 328
 N. plumipes, 98
Nephilengys, 175, 194
 Nephilidae, 7, 98, 175, 192ff, 284, 286, 319ff, 387, 476, 507
Nereine
 N. clathrata, 96f
 N. montana, 97
 N. peltata, 97
 Nerolidol, 148
 Nerve, 19, 22f, 50, 86f, 128, 153, 197f, 225f, 261, 453, 482, 484
 Nesticidae, 291, 507
Nesticodes rufipes, 115
 Neuroactive substance, 30
 Neurogenic, 22
 Neurotoxin, 192f, 197, 199f, 203, 208, 217ff, 229f, 236–238, 256, 415, 419f, 423, 492
 Neurotransmitter, 192f, 197–200, 209, 244, 257, 260, 286, 417, 420, 422, 492, 497
 N-heneicosane, 133
 N-hentriacontane, 133
 N-heptacosane, 133
 N-heptadecane, 133
 N-heptatriacontane, 134
 Niacin, 396
 Nicodamidae, 507
Nigma, 175
 N. flavescens, 174
 Nirvana cabal, 213
 Nitric oxide synthase, 224, 494
 Nitrogen, 381
 NMDA receptor, 213, 497
 N-nonacosane, 132
 Nociception, 211, 493ff
 N-octacosane, 132
 N-octadecane, 132f
 Nocturnal, 141, 151, 261, 319, 324ff, 334
 Nodulation, 81, 83
Nomuraea atypicola, 113, 117
 Nonacosane, 136
 Non-newtonian liquid, 245f
 Nontarget, 415
 Noradrenaline, 193
 N-pentacosane, 133
 N-tricosane, 133
 N-tritriacontane, 132
 Nucleolus organiser region., 162
 Nucleoplasm, 179
 Nucleoside, 192f, 492
 Nucleotide, 192, 206, 479, 492
 Nucleus, 82f, 164–169, 176–180, 367, 369
Nurscia albofasciata, 99
 Nutrient, 21, 137, 373ff, 387, 395ff
 Nutrition, 21, 81, 134–137, 271, 289, 373ff, 387, 394ff, 420, 434

O
 O₂
 binding, 8ff
 debt, 36
 transport, 35
 Ochyroceratidae, 506
 Octadecadienoic acid, 132
 Octadecenoid acid, 132f
Octonoba, 277
 O. sinensis, 309
 Octopamine, 18f, 193, 206
 Odour, 129, 147ff
 Oecobiidae, 7, 180, 507
Oedothorax
 O. apicatus, 97, 418–424
 O. fuscus, 97
 O. gibbosus, 97, 100
 O. retusus, 97
 Oenocytes, 83
 Oleic acid, 133, 136
 Olfactory, 71, 126–128, 141ff, 388, 397, 422
 Oligo-hexamer, 3, 11
 ω-toxin, 197, 493
 Ommatidium, 325f

- Ommochrome, 338, 353, 356
 Oogenesis, 423
 Oonopidae, 31, 174, 506
 1-docosanol, 133
 1-eicosanol, 133
 1-octadecanol, 133
 Open circulatory system, 15, 36, 81
Ophiocordyceps, 113
 O. caloceroides, 110
 O. engleriana, 110
Ophiocordyciptaceae, 113
 Opiliones, 5, 9, 34, 112
 Opisthosoma, 15ff, 29ff, 43ff, 68, 101,
 109–111, 127, 173, 243ff, 267, 285,
 294, 304, 322, 327, 330, 334, 341f,
 353f, 361ff, 396, 407, 476
 Optical density, 333
 Optimal foraging, 373, 376
 Orbiculariae, 175, 270ff, 507
 Orb web, 245, 273ff, 283ff, 308ff, 319ff, 385ff,
 422f, 476f
 Organic acid, 192f
 Organochlorine, 415, 422
 Organophosphate, 415, 417, 420–425
 Orsolobidae, 58, 506
 Oscillation, 50, 243, 247–249, 276
 Osmotic pressure, 10
 Ostia, 17f, 22
 Oviposition, 395, 416, 424
 Oxidative phosphorylation, 408
 Oxygen transport, 9f
Oxyopes, 436, 444
 O. salticus, 149
 O. sertatus, 98
 Oxyopidae, 7, 98, 162, 178, 195ff, 387, 444,
 493, 508
 Oxyopinin, 223

P
Pachygnatha
 P. degeeri, 99
 P. listeri, 99
 Pachytene, 164, 167
Paecilomyces, 116
 Pain, 193, 204, 206, 211, 213, 230, 254ff, 324,
 492–499
 Pain theory, 193
 Palaeocribellatae, 16, 506
 Palmitic acid, 133f, 136
 Palpal organ, 43, 173f
 Palpigradi, 5
 Palpimanidae, 507
 Palpimanoidea, 507
Pamphobeteus, 335
Pandinus imperator, 6, 10
 Panthotenic acid, 396
 Pantopoda, 5
 Paracribellar, 306
 Paralysis, 150, 193f, 197–199, 206, 210, 212f,
 253, 417, 421
Paraphysa scrofa, 211
 Pararchaeidae, 507
 Parasexuality, 112
 Parasocial, 134f
 Parasporal crystal, 429, 431
Parasteatoda tepidariorum, 271
 Paratropidae, 506
Pardosa
 P. agrestis, 98
 P. agricola, 98
 P. amentata, 112, 376, 380, 416–422, 425
 P. astigera, 406, 411
 P. bifasciata, 98
 P. hyperborea, 98
 P. laura, 412
 P. lugubris, 32, 98, 404–410
 P. milvina, 144, 149, 151f, 416–421, 424, 436
 P. monticola, 98
 P. palustris, 405, 408–410, 416–421
 P. prativaga, 376–380, 418–420
 P. pseudoannulata, 418–422, 425, 435, 442f
 P. pullata, 98
 P. purbeckensis, 71
 P. riparia, 98
 P. saltans, 405, 407, 412
 P. sphagnicola, 98
 P. wagleri, 160
 Parkinson's disease, 497
 Parthenogenesis, 95, 99f
 Patent, 480ff
 Pathogen, 11, 81ff, 107ff, 224, 258, 499
Pax islamita, 164
 Peckham's mimicry, 150
 Pedicel, 18, 50f
 Pedipalpi, 180
Pelegrina proterva, 98
Pellenes tripunctatus, 164
 Penestomidae, 508
 Pentadecane, 136
Peponcranium ludicrum, 97
Perania nasuta, 52f
 Perfect stage, 112
 Perforatorium, 178
 Pericardial membrane, 23
 Pericardial sinus, 16, 22ff

- Pericentric, 162, 165
 Perichomosome, 164
 Periegopidae, 231, 506
 Peristaltic heart contraction, 22
 Perithecium, 110–113
 Peroxidase, 408–410, 420
 Pesticide, 393f, 415ff, 429f, 441ff
 Petiolus, 29, 31
 pH dependence, 10
 Phagocytosis, 81ff
 Pharmacological, 23, 204, 207, 229, 493–496
 Phenolic, 194
 Phenoloxidase, 3, 11, 82, 85
 Pheromone, 126ff, 141ff
Phidippus, 342, 344
 P. audax, 61, 98, 342
 P. pulcherrimus, 345
 P. regius, 342
 P. rimator, 61
 Philodromidae, 7, 31, 58, 65, 174, 350, 363ff, 416, 419, 442, 508
Philodromus, 442
 P. cespitem, 416, 419, 422, 443
 P. dispar, 65, 174
 P. spinitaris, 363f
Philoponella arizonica, 309
 Pholcidae, 7, 31, 47, 98, 102, 112, 143–145, 165, 177ff, 250, 406, 487, 506
Pholcus, 177
 P. beijingensis, 143ff
 P. crypticolens, 98
 P. phalangioides, 18, 47, 98, 406, 487
Phoneutria, 259–261
 P. fera, 261
 P. keyserlingi, 261
 P. nigrienter, 195, 218, 261, 493f
 P. reydii, 86, 261
Phonognatha graeffei, 363f
Phormictopus, 335
Phoroncidia studo, 151
 Phosphamidon, 444
 Phosphate, 195, 284, 286, 297, 397, 485
 Phosphatidylcholine, 199, 223
 Phosphodiesterase, 199, 492
 Phosphoglycoprotein, 293
 Phospholipase, 193, 199–201, 225f, 233f, 258
 Phospholipid, 195, 198f, 217, 221, 223, 233, 235f, 258
 Phosphoric acid, 193
 Phosphorus, 396
 Photo-damage, 355f
 Photoreceptor, 320–327, 349f
 Phototransduction, 321
Phrixotrichus roseus, 451, 453
Phylloneta impressa, 432–436
 Phylogeny, 5f, 68f, 93f, 102, 113–115, 176, 183, 230–234, 272, 303, 323, 339, 343, 350, 356, 505ff
 Phyxelidae, 508
 Pigment, 333ff, 353ff, 361, 364
Pikelinia, 307
 Piloerection, 256
 Pimoidae, 179, 507
Pirata
 P. piraticus, 404–406, 410
 P. piratoides, 416–419, 422–425
 P. subpiraticus, 435
 Piriform gland/silk, 273f, 283
 Pirimicarb, 418
Pisaura mirabilis, 148
 Pisauridae, 7, 148, 178, 194, 387, 508
Pityohyphantes phrygianus, 97, 100–103
 Plasmatocytes, 82f
 Plasmodium, 224, 500
 Plectreuridae, 31, 493, 506
 Plesiomorphic, 17, 25, 178, 199, 304, 313
 Pleura, 44, 52
Pocadicnemus juncea, 97
Poecilopachys australasiae, 96
Poecilotheria, 204
 P. formosa, 159
 P. metallica, 335–340, 344
 P. regalis, 205
Polenezia, 307
 Pollen 310, 385ff, 431ff
 Pollinator, 148, 323, 328, 350–357, 430
 Pollution, 403ff
 Polyalanine, 268, 270, 274f, 481
 Polyamine, 192–194, 206, 218, 498
 Polyandrous, 145
Polybetes pythagoricus, 86, 417, 419
 Polydimethylsiloxane, 470, 476
 Polygamy, 176
 Polyphagous, 149, 191
 Polyploidisation, 163
 Polyurethane, 470, 487
 Population, 71ff, 100–103, 118, 152, 161–165, 288, 293, 379–382, 394f, 403ff, 415, 430, 435f, 443–445
Portia
 P. fimbriata, 144, 149
 P. labiata, 152
 Postsynaptic, 194
 Posttranslational, 218, 222f
 Potassium, 193, 197, 217, 286, 396f, 485
 Potassium channel, 193, 197f, 208–213, 493f

- Precursor, 82–86, 223, 243, 353, 397
 Predator–prey, 136, 149, 319
 Preoral digestion, 199, 207
 Presynaptic, 197, 498
 Previtellogenesis, 136
 Prey specialist, 191
Priiha, 307
 Prochloraz, 418
 Prodidomidae, 508
 Prohemocytes, 81ff
 Prokaryotic, 195, 220, 222
 Proline, 199, 270, 273–275, 287, 290, 292
 Prometaphase, 164, 167
 Propeptid, 219
 Prophenoloxidase, 9, 85
 Propionyl-CoA, 127
 Propylester, 130
 Prosoma, 15ff, 43ff, 127, 191, 203, 241ff, 253,
 322, 340, 378, 343, 451, 454ff
 Protease, 84f, 207–213, 236, 291, 420, 425,
 431, 492
 Protease inhibitor, 208f, 211, 213
 Proto-silk, 245f, 249f
 Psalmopeotoxin, 500
Psalmopoeus cambridgei, 205, 211f, 495–500
 Psalmotoxin, 495f
 Psechridae, 508
 Pseudocrystalline, 476
 Pseudoflagelliform, 296, 306
 Pseudohemocyanin, 3, 11
 Pseudoscorpiones, 5, 9, 57, 180
 Psychodidae, 151
Pterinochilus chordatus, 205
 Pulmonary oedema, 256, 261
 Pulmopericardial sinus, 22ff
 Pulvilli, 57
 Purine, 364
 Purotoxin, 499
 Putrescine, 193, 218, 287f
 Pycnogonida, 4f
 Pyrethroid, 415ff
 Pyridoxine hydrochloride, 396
- Q**
- Quantum, 321, 326
- R**
- Rabidosa rabida*, 168, 419–423
 Receptor signal, 320ff
 Recombinant, 233, 270, 476ff
 Recycling of silk, 286, 288f, 311f, 385f, 431
 Reflectance, 320–327, 336–340, 349–357
 Refractive index, 333ff
 Renal failure, 257, 260
 Reoxygenation, 21
 Repetitive sequence, 268, 270, 274, 290, 476ff
 Reproduction, 67–75, 93ff, 125f, 134, 142ff,
 373, 381f, 394–397, 403ff, 423
 Reproductive parasite, 93ff
 Reproductive stage/state, 112, 137, 142ff, 364
 Reproductive system, 20, 173ff
 Resorption, 173, 271, 364, 366
 Respiration, 2, 29ff, 81
 Respiratory organ, 10, 29ff
 Reverse Bohr effect, 10
 Riboflavin, 396
 Ricinulei, 5, 46, 180
Rickettsia, 94ff
 Rickettsiales, 93
 Robot, 278, 462, 470f
 Rondonin, 82, 88
 RTA clade, 8, 11, 178, 180, 272, 507f
Runcinia, 352
- S**
- Salticidae, 7, 31ff, 47, 58ff, 68, 98, 111, 144ff,
 164, 191, 334ff, 387f, 419ff, 463, 508
Salticus, 95
S. scenicus, 32f, 98, 419–421
 Saturated fat, 396
 Scale hair, 334ff
Schizocosa, 177f, 382
 S. duplex, 242
 S. humilis, 443
 S. malitiosa, 164, 174, 182, 184
 S. ocreata, 419–421
 Sclerite, 45, 53f
 Sclerotisation, 3, 85
 Scopula, 57ff, 463ff
 Scorpiones, 5f, 33, 255
Scytodes, 147, 152, 231f, 242ff, 291
 S. thoracica, 242ff
 S. velutina, 243
 Scytodidae, 37, 147, 165, 174, 191, 231, 241ff,
 253, 506
 Scytodoidea, 165, 231, 506
 Secondary copulatory organ, 173
Segestria florentina, 166
 Segestriidae, 31f, 159ff, 174, 493, 506
 Selene, 420
 Selenopidae, 58, 508
 Semicrystalline, 267
 Semi-hydraulic machine, 43

- Seminal fluid, 173ff
 Semiochemical, 126f, 141f, 152
 Senoculidae, 508
 Sepsis, 257
 Sericophilily, 135
 Serine, 84f, 209–213, 290, 481
 Serine protease, 84f, 209, 211–213
 Serotonin, 18f, 193, 206, 213
 Seta, 57ff, 305ff, 338, 463ff
 Setae, 57ff, 305ff, 338ff, 463ff
 Setal comb, 291, 306
 Setula, 463ff
 Sex
 chromosome, 159ff
 pheromone, 137, 142f, 149, 151
 ratio, 70, 76, 100, 103
 Sexual stage, 112
 Shear force, 246, 269–171, 477
 Sheet web, 32, 283, 293f, 312f, 386, 434
 Sialic acid 224
 SIBD-1, 88
 Sicariidae, 31, 37, 164f, 174–180, 192f, 199f, 229ff, 257, 263, 506
 Sicaritoxin, 237
Sicarius., 230ff, 263
SicTox, 230, 233–237
Sidymella, 352
 S. longipes, 351
 Sieve tracheae, 30
 Signal, 34, 125ff, 141ff, 198, 209, 320ff, 344, 355, 367, 494ff
 Signal peptide, 9, 86, 219
 Silk, 60ff, 67ff, 126ff, 141ff, 241ff, 256f, 267ff, 283ff, 311ff, 350, 463, 475
 Silk gland, 17, 65, 68, 127, 241ff, 267ff, 283ff, 476ff
 Silkworm, 479ff
Silometopus elegans, 97
 Sinopimoidae, 505
 Sinus, 15ff
Siratoba referena, 309
 Sit-and-wait, 35f, 148, 325, 331, 350, 388
Sitticus pubescens, 47
 Sleep sickness, 224
 Small cationic peptide, 195, 217, 223
 SMase D, 230–237
 Snake, 234, 255, 491
 Social, 70, 95, 125ff
 Sodium, 193, 197, 286, 396
 Sodium channel, 193, 197, 208–213, 256, 494f
 Solifugae, 5, 9, 57
 Sparassidae, 7, 58, 86, 162ff, 177, 193, 197, 262, 417, 419, 493f, 508
 Spasm, 256
 Spatula, 57ff, 339, 464ff
 Spectral, 320f, 337
 Sperm, 143, 145f, 173ff
 conjugate, 180–183
 storage, 145, 174, 181f
 web, 173
 Spermatheca, 146
 Spermatid, 175–179
 Spermatogenesis, 175f, 423
 Spermatogenic, 174
 Spermatogonial, 160, 164f, 175f
 Spermatophore, 174, 181f
 Spermatozoa, 173ff
 Spermidine, 88, 193
 Spermine, 193
 Spermophor, 173
 Sphingomyelin, 199, 233, 235, 258, 492
 Sphingomyelinase, 199, 230, 237f, 243, 258, 263
 Spider-insect interaction, 319ff
 Spidroin, 268ff, 480ff
 Spigot, 65, 68, 245, 271, 274, 284, 291, 304ff
 Spinneret, 29, 53, 65, 68, 152, 245, 266, 274, 283, 285f, 304ff, 322, 476
 Spinosad, 418f, 445
 Spinosyn, 422–424
 Spiracle, 30, 37
Spiroplasma, 94ff
 Spitting spider, 37, 147, 152, 241ff
 Spore, 109ff, 386, 429, 431
Sporotrichum 117
 Spreading factor, 199, 225f
 Spring element, 453, 457f, 465
 Stabilimentum, 273f
 Stable isotop analysis, 388
Staphylococcus aureus, 87, 258, 499
 Starch, 397
 Starvation, 35, 37, 71–76, 373, 380, 387, 424
 Stearic acid, 133
Steatoda, 175, 198, 293
 S. bipunctata, 45
Stegodyphus, 95, 130
 S. lineatus, 133, 164, 376, 378
 S. sarasinorum, 443
Stemonyphantes lineatus, 97
 Stenochilidae, 507
 Stenophagous, 374
Stephanopsis scabra, 357

- Sterol, 397
 Stickiness, 243, 286ff, 303ff
 Sticky spiral, 245, 258, 284–297
 Sticky substance, 150, 243, 245, 283ff, 303
 Stiphiidae, 508
 Stomach, 18
Streptococcus, 258, 499
 Stromata, 110
Stromatopelma calceatum, 209
 Stromatoxin 209
 Structural color, 333ff
 Structural diversity, 178–181, 194, 200
 Subesophageal ganglion, 18f
 Subiculum, 110f
 Sublethal, 410, 415ff, 425, 435
 Submetacentric, 160f
 Subsocial, 95, 133
 Subtelocentric, 160f
 Sucking stomach, 18
 Sucrose, 397
 Supercontraction, 477
 Superoxide dismutase, 408f
 Superposition eye, 325, 329f
 Supraesophageal ganglion, 18
 Survival, 69, 75, 93, 134, 146, 254, 257, 324,
 374ff, 387f, 393ff, 403, 409f, 415f,
 434f, 443
 Sweating, 256, 260f
 Symbiosis, 94
 Symphytognatidae, 31, 191, 253, 507
 Symptomatic treatment, 260f
 Synanthropic, 257, 262
 Synaphridae, 507
 Synaptic, 19, 198, 260
 Synaptonemal, 164, 166
Synema globosum, 352
 Synergistic, 192f, 212f, 217–221, 225, 291,
 411, 420
 Synnemata, 110f
 Synotaxidae, 178, 507
 Synspermia, 180–182
 Synthetic pesticide, 415ff, 444f
 Systemic reaction, 257
 Systole, 17, 23f
- T**
- Tachycardia, 256
 Tachykinin, 261
 Tachylectin, 85
Tachypleus tridentatus, 11, 84, 86
 Tachystatin, 85
 Taenidia, 32
Tangaroa beattyi, 305
 Tarsal organ, 128f
 Taurine, 193, 218, 286f
 TCTP, 236
Teegenaria, 32
 T. agrestis, 262
 T. atrica, 48, 86, 128, 130ff, 193
 T. domestica, 18, 136, 166
 T. duellica, 96, 101
 Teichoic acid, 195
Telema tenella, 175
 Telemidae, 30, 175, 181, 506
 Teleomorph, 110, 112
 Telomeric, 160, 162, 166
 Temperature, 10, 25, 71–76, 102, 207, 211,
 289, 420, 475, 480
 Temporary spiral, 273
Tengella radiata, 312
 Tengellidae, 508
Tennesseeillum formicum, 386, 434
Tenuiphantes
 T. tenuis, 97, 418, 421f
 T. zimmermanni, 97
 Termite, 191
 Testis, 174–176, 181
 Tetrablemmidae, 31, 52–54, 506
 Tetracosane, 136
 Tetradecane, 136
Tetragnatha, 177–179, 362f
 T. eurychasma, 363
 T. filicifilia, 363
 T. mandibulata, 445
 T. maxillosa 445
 T. montana 99
 T. paludicola 363
 Tetragnathidae, 7, 86, 98, 118, 177, 194, 283,
 294, 319ff, 343, 362ff, 387, 408, 445,
 507
Tetranychus urticae, 100
 Thanatosis, 364f
 Thelytokous parthenogenesis, 95
Theraphosa blondi, 203
 Theraphosidae, 6, 17, 32, 47ff, 58ff, 82ff,
 127ff, 159, 161, 193ff, 203ff, 262,
 334ff, 451ff, 492ff, 506
 Theraphotoxin, 205–212, 495, 500
 Theridiidae, 7, 35, 45, 99, 115, 130f, 142, 151,
 174ff, 191ff, 258ff, 271, 283ff, 343,
 363–365, 387, 417, 432, 492, 498, 507
 Theridiosomatidae, 294, 507
 Thermosensitive receptor, 197

- Thiamin, 396
 Thomisidae, 7, 31ff, 58, 60, 99, 148, 191, 349ff, 365, 386f, 406, 508
Thomisus, 353, 355
 T. onustus, 352, 386f
 T. spectabilis, 148, 351f, 354f
 3-methylheptacosane, 133
Thrixopelma pruriens, 210, 494
Tidarren argo, 175
 Tiptoe behaviour, 68
Tiso vagans, 97
 Titanoecidae, 99, 507
 Tomography, 17
Torrubiella, 110f, 114f, 117
 Toxicity, 87, 206, 212, 217, 220f, 225, 291, 374, 405, 415, 435, 442ff
 Toxin, 109, 192ff, 203ff, 217ff, 229ff, 256–260, 284, 288, 373–375, 382, 420, 429, 431, 492ff
 Trachea, 8f, 21, 29ff
Trachelas volutus, 394f
 Tracheoles, 33
 Trade-off, 277, 403, 410f
 Transcriptome, 196, 212, 236, 500
 Transgenic, 430, 435, 479f
 Transient receptor potential channel, 208f, 211, 495
 Transmission, 93f, 101f, 127, 198, 212, 277, 326, 493, 497
 Trechaleidae, 508
 Triacontane, 136
 Triadimenol, 418
 Trigonotarbid-like ancestor, 33
 Trimethyl methylcitrate, 143
 Triterpenoid, 441
 Trochanteridae, 508
Trochosa parthenus, 149
 Troglorapteridae, 506
Troxochrus scabriculus, 97
 Trypanosome, 224
 Tubuliform gland/silk, 273, 283
 Tumour cell, 87, 224, 495
 20-hydroxyecdysone, 136
 2-methylhexacosane, 132
Tylorida striata, 363
 Tyramine, 193
- U**
 Uloboridae, 31–34, 99, 160, 191, 253, 277, 304ff, 507
Uloborus
 U. danoliuis, 160
 U. globosis, 309
- Ultraviolet/UV, 320ff, 336ff, 349ff, 431
Ummeliata insecticeps, 435
Uroctea durandi, 180
 Uropygi, 5f, 174
- V**
 Valve, 22f, 36, 50–54, 245, 249, 269, 271
 van der Waals forces, 62–64, 308, 313, 465–471
 Vascular constriction, 257
 Vascularization, 18
 Vasodilation, 261, 494
 Velcro, 308, 469
 Venom, 18, 25, 35, 148, 191ff, 203ff, 217ff, 229ff, 241ff, 253ff, 491ff
 duct, 241, 244f, 250, 253
 gland, 18, 148, 191, 193, 199, 203, 212, 218, 225, 235, 241–244, 249f, 253, 291, 500
 Venomics, 492, 500
Verticillium, 117
 Viscerocutaneous, 257
 Viscid, 271, 277
 Viscous, 243, 275, 295, 306, 310–313, 475
 Visual signal, 141, 320–325, 344, 355
 Vitamin, 375f, 388, 396f
 Vitellogenesis, 136
 Volatile, 72, 126, 129f, 141f, 441
 Voltage activated channel, 197f, 208–210, 220, 493f
 Vomiting, 204, 256f, 260–262
- W**
Waitkera waitakerensis, 304, 309
Walckenaeria
 W. antica, 97
 W. atrotibialis, 98
 W. obtusa, 98
 Wavelength, 320, 326, 333ff, 349, 353
 Wax, 109
 Wax gland, 127
 Web, 29, 32, 35, 58, 127, 129–133, 137, 142–148, 231, 267ff, 283ff, 303ff, 405, 417, 422, 432
 Wind speed, 71
Wolbachia, 94ff
 W. pipientis, 93
 Wound healing, 85
- X**
 X chromosome, 160–169
Xenesthis immanis, 335
 Xenobiotic, 403, 409

Xerolycosa nemoralis, 409f
Xiphosura, 5, 82, 84
Xysticus, 352

Y

Y chromosome, 160–165
Yeast, 87
Yolk, 82

Z

Zinc, 396, 403ff

Zodariidae, 149, 164, 191ff, 223, 508
Zodarion, 191
Zoridae, 58, 505, 508
Zorocratidae, 508
Zoropsidae, 508
Zosis geniculatus, 99, 304
Zygiella
 Z. atrica, 286
 Z. x-notata, 96, 380
Zygomotis lactea, 351f
Zygomycota, 12
Zygotene, 166
Zymogen, 84