



LOOK AGAIN...

Just for Fun!

See if you can find the 8 differences in each set of images.

Micro-astronaut on the dark side of the bismuth oxide moon

A thin film of bismuth oxide formed by pyrolysis spray on Corning glass. The image was obtained using scanning electron microscopy.



A. Bernal-Díaz, Universidad Nacional Autónoma de México, Mexico.




Hybrid organic–inorganic perovskites

A methylammonium lead iodide perovskite single crystal. This symmetrical crystal is 150 microns in size and was precipitated from a solution of methylammonium iodide and lead iodide dissolved in propylene carbonate.

J. Clay Hamill Jr. and Yueh-Lin Loo, Princeton University, USA.



DECEMBER 2018 answer key



Answers will be published in the April 2019 issue.

Images on the top were submitted to the Materials Research Society "Science as Art" competition. Images on the bottom were modified in Adobe Photoshop for this "Look Again" activity.