


METHODOLOGY

Open Access

The Clinical Sustainability Assessment Tool: measuring organizational capacity to promote sustainability in healthcare



Sara Malone^{1,2*} , Kim Prewitt¹, Rachel Hackett¹, John C. Lin³, Virginia McKay¹, Callie Walsh-Bailey¹ and Douglas A. Luke¹

Abstract

Background: Few validated assessment tools are available to increase understanding and measure factors associated with sustainment of clinical practices, an increasingly recognized need among clinicians. We describe the development of the Clinical Sustainability Assessment Tool (CSAT), designed to assess factors that contribute to sustainable practices in clinical settings.

Methods: Sixty-four participants from clinical and research fields participated in concept mapping and were recruited to brainstorm factors that lead to sustained clinical practices. Once repeated factors were removed, participants sorted items based on similarity and rated them by importance and feasibility. Using concept mapping analyses, items were grouped into meaningful domains to develop an initial tool. We then recruited pilot sites and early adopters, for a total of 286 practicing clinicians, to pilot and evaluate the tool. Individuals were recruited from clinical settings across pediatric and adult medical and surgical subspecialties. The data were analyzed using confirmatory factor analysis (CFA) to test hypothesized subscale structure in the instrument. We used root mean square error of approximation (RMSEA) and the standardized root mean square residual (SRMR) to assess fit and thus the ability of CSAT to measure the identified domains.

Results: The concept mapping produced sorted statements that were edited into items that could be responded to, resulting in the creation of a tool with seven determinant domains and 47 items. The pilot and CFA testing resulted in a final CSAT instrument made up 35 items, five per domain. CFA results demonstrated very good fit of the seven domain structure of the CSAT (RMSEA = 0.049; SRMR = 0.049). Usability testing indicated the CSAT is brief, easy to use, easy to learn, and does not require extensive training. Additionally, the measure scored highly (18/20) on the Psychometric and Pragmatic Evidence Rating Scale (PAPERS). The seven final CSAT domains were engaged staff and leadership, engaged stakeholders, organizational readiness, workflow integration, implementation and training, monitoring and evaluation, and outcomes and effectiveness.

Conclusions: The CSAT is a new reliable assessment tool which allows for greater practical and scientific understanding of contextual factors that enable sustainable clinical practices over time.

Keywords: Sustainability, Healthcare, Clinical science, Measurement development, Reliability

* Correspondence: sara.malone@wustl.edu

¹Washington University in St. Louis, Brown School, St. Louis, MO, USA

²Division of Pediatric Infectious Disease, Department of Pediatrics, Washington University School of Medicine, St. Louis, USA

Full list of author information is available at the end of the article



© The Author(s). 2021 **Open Access** This article is licensed under a Creative Commons Attribution 4.0 International License, which permits use, sharing, adaptation, distribution and reproduction in any medium or format, as long as you give appropriate credit to the original author(s) and the source, provide a link to the Creative Commons licence, and indicate if changes were made. The images or other third party material in this article are included in the article's Creative Commons licence, unless indicated otherwise in a credit line to the material. If material is not included in the article's Creative Commons licence and your intended use is not permitted by statutory regulation or exceeds the permitted use, you will need to obtain permission directly from the copyright holder. To view a copy of this licence, visit <http://creativecommons.org/licenses/by/4.0/>. The Creative Commons Public Domain Dedication waiver (<http://creativecommons.org/publicdomain/zero/1.0/>) applies to the data made available in this article, unless otherwise stated in a credit line to the data.

Contributions to the literature

- Sustainability of evidence-based practices is important to deliver intended health outcomes to individuals and populations. However, there has been relatively little focus on sustainability theory and methods in implementation science.
- We introduce the Clinical Sustainability Assessment Tool (CSAT), a new instrument for measuring sustainability capacity in clinical and healthcare settings.
- The CSAT is designed to be easy to use—it is short, requires little training, and can be used by researchers, evaluators, and frontline clinical staff.
- The CSAT is one of the few reliable assessment tools for measuring sustainability and is the only tool that allows quick assessment of clinical sustainability by evaluators and quality improvement staff, as well as researchers.
- The CSAT has excellent usability and reliability, and preliminary validation data suggest that the CSAT is able to distinguish among different types of clinical settings.

Background

Sustainability is the degree to which an evidence-based program, policy, or intervention can deliver its intended benefits over an extended period of time [1]. Programs need to be sustained and clinical interventions continuously delivered to achieve their desired public health impacts and clinical outcomes [2]. Sustainability can be challenging, and in fact, many initially implemented programs fail to remain in place over time. Evidence suggests that interventions that are not sustained could result in decreased care quality and worsened patient outcomes and quality of life [3, 4]. Programs that are not kept up after an initial investment can waste money and non-monetary resources [5, 6]. Having a better understanding of what factors affect sustainability can inform strategies to improve the likelihood that interventions will successfully continue after initial implementation [7, 8].

Studies within implementation science often focus on initial program or intervention adoption and implementation, placing less emphasis on sustainability [9]. Recent reviews of sustainability found relatively few studies focusing on sustainability, most of which were of limited quality and methodological rigor [4, 10, 11]. Research on sustainability is limited in part because data collection for grant-funded studies is typically not carried out long enough to determine predictors of long-term sustainability [12]. Consequently, there have been recent calls for increased attention to sustainability research, theory, and methods [4, 11]. In response to this, the Sustainability Measurement System Scale (SMSS) was developed

to understand both determinants and outcomes of sustainment for mental health and substance abuse programs [8].

Partly to address this critical gap in the field, we previously developed the Program Sustainability Assessment Tool (PSAT), which was designed to measure capacity for program sustainability [13], particularly for evidence-based public health programs. The PSAT has been used worldwide for local, regional, and national programming [14]. Although it was developed for public health programs, it has also been used by social service, clinical care, and education programs to assess the sustainability of a variety of programs focused on transitional services, obesity prevention, behavioral health, health systems strengthening, and tobacco control [15].

The PSAT has been used to examine sustainability within clinical and healthcare settings, but early reports from users highlighted a number of limitations. Most essentially, clinical settings differ from public health settings in a number of important ways which change how sustainability should be conceptualized and measured. For example, funding in clinical settings tends to be tied primarily to public and private insurance funding, rather than public grants and/or private donations for public health initiatives [16]. Thus, the sustainability of a clinical practice is more tied to its ability to be reimbursed by payors [17, 18]. Furthermore, community outreach, a key driver of sustainability in public health settings, is conducted less in clinical settings as services are mainly delivered to identified in-services patients [19]. Current evidence suggests that sustaining evidence-based practices is particularly challenging in clinical settings. For example, a review of practices in the UK National Health Service (NHS) found that 33% of quality improvement projects are not sustained for 1 year after initial implementation [20, 21]. This speaks to the need for assessment procedures that are specially designed to assess the specific aspects of sustainability within healthcare and clinical settings.

Recently, a changing context in clinical healthcare has also become relevant to the implementation and integration of evidence-based practices. Clinical healthcare has widely adopted electronic medical records, dramatically changing how practitioners chart, build workflows, and communicate with other team members. This change has altered the structure in different health settings and how professionals orient themselves to medical decisions as well as other team members. New evidence-based clinical practices need to be integrated into this complex information and work system to be able to sustain them over time. Furthermore, sustainability outcomes in clinical settings play out over shorter time periods than for public health programming that is focused more on population health outcomes. Finally, the rapid cycle

improvement that has historically been promoted in clinical settings and quality improvement initiatives has failed to focus on or understand the role of long-term sustainability and organizational capacity within this realm [22–24].

To address this need for additional research focused on sustainability and to support clinicians interested in planning for sustainable implementation of innovations, we present a new instrument for measuring sustainability capacity in clinical and healthcare settings: the *Clinical Sustainability Assessment Tool* (CSAT). In this paper, we describe the conceptual and measurement development of the CSAT, and present pilot data demonstrating its usability, reliability, and preliminary validation with a variety of healthcare practitioners and researchers. We also outline the next steps for the CSAT, including broader dissemination and validation of the tool.

Methods

This is a measurement development study of a tool to assess capacity for sustainability in clinical healthcare settings. The study included two major components: (1) conceptual development guided by a literature review and expert opinion (via concept mapping), and (2) a pilot study of an initial version of the CSAT to assess its reliability, confirm its domain structure, and produce a final version of the instrument ready for dissemination and use in the field. The CSAT was designed to be easy to use by researchers, evaluators, and clinicians, and applicable to a wide variety of healthcare settings.

Conceptual development

A literature search was conducted to identify any existing tools, surveys, instruments designed for assessing clinical sustainability. Two project team members (KP, SM) searched for articles about measures related to the sustainability of a clinical care or behavioral health practice. The search included journals within the fields of clinical medicine and implementation science as well as Scopus [25]. The article reference lists were also examined for relevant publications. The literature search results at the time showed that there was no simple, valid, and reliable tool for measuring the sustainability of a clinical care practice.

After the literature review, a concept mapping approach was conducted to develop the CSAT [26, 27]. Concept mapping is a mixed methods approach to reveal the structure of a complex conceptual domain and is a useful tool for measurement development [28, 29]. Concept mapping analysis and results were conducted using The Concept System® Global MAX™ software: Concept Systems, Inc. Copyright 2004–2021; all rights reserved [27].

We used concept mapping to conceptualize sustainability of practices in clinical settings, which resulted in the production and refinement of the domain structure for the measure. Concept mapping consisted of five steps, including (1) brainstorming, (2) sorting, (3) rating, (4) analysis of structure, and (5) cleaning/measure creation. Sixty-two participants from multiple professions and different healthcare settings participated in an initial brainstorming activity.

Concept mapping respondents included:

- Researchers in areas of clinical care, sustainability, and dissemination and implementation science (n=10)
- Clinical care administrators (e.g., nurse managers, medical directors, quality and safety leads; n=9)
- Clinical care service providers (e.g., physicians, nurses, rehabilitation specialists; n=43)

Participants represented various specialties and clinical environments (e.g. inpatient, outpatient, adult, and pediatric settings). In the brainstorming phase, these participants responded to the prompt, “In order for clinical practices to continue over time, they need...” and generated an initial list of 230 statements. The study team (DL, KP, SM, RH, and JL) reviewed the list of statements and removed any duplicate items and edited for spelling and grammar. The final list included 97 statements. In a subsequent activity, participants were asked to complete the sorting and rating steps during which they grouped similar the statements together and rated each statement on dimensions of feasibility and importance. The research team then conducted analysis and utilized multidimensional scaling (MDS) and cluster analysis to create a concept map of the statements.

Instrument Development

Instrument Development (second level header) CSAT initial instrument development

After cluster analyses were completed, the grouped statements were reviewed by the study team and statements were selected to produce an initial measurement tool. Utilizing concept mapping and item development best practices, statements were selected from the concept mapping responses that best reflected the meaning of its domain. Statements were selected through a series of in person meetings by a multiprofessional team. This team included both implementation scientists (KP, DL, RH, SM) and clinicians (SM, JL). Each cluster was addressed individually and all items within the cluster were reviewed, along with their ratings. Disagreements in selection were resolved through discussion among the research team. Statements were edited upon selection into items usable on the measure. Editing included processes consistent with measurement development, such

as removing double-barreled items. To help focus the assessment on the capacity for sustainability, each statement was edited so that CSAT respondents would be asked to assess the extent to which each existed in their clinic or setting on a Likert-type scale from 1 (no extent) to 7 (great extent). An example of editing was changing the statements “ensure ongoing champions exist” and “ongoing champions” to “The practice has engaged, ongoing champions”. Other examples can be seen in Additional File 4.

A total of seven statements were selected for each of the domains for a total of 49 indicators. Seven statements were selected at this stage to allow removal of poorly performing items and end up with five items per subscale. In our experience, this approach yields both better-performing items and subscales with clearer underlying conceptual constructs [13, 30].

Participants and recruitment

Data from two different participant samples were used for the development and testing of the CSAT instrument. First, a *pilot* sample (N = 120) was used for the initial development of the instrument, which included item selection, preliminary psychometrics testing, and usability testing. Second, a subsequent set of *early CSAT users* administered the final 35-item version of the CSAT. These data were used for more in-depth psychometric testing, including subdomain analyses and structural invariance testing (see below).

The first CSAT pilot sample of participants was selected from different clinical work environments as well as from different healthcare professions. Recruitment efforts used a snowball sampling approach and included identifying and contacting stakeholders that could potentially benefit from using the tool, as well as promoting the CSAT at local and national dissemination and implementation conferences. Respondents had the option to forward the link to peers or nominate individuals to complete the CSAT. To incentivize participation, all respondents were offered an optional tailored sustainability results report and the opportunity to enter a drawing for one of five \$50 gift cards. The final pilot sample size was 120 participants (Table 1).

The second set of *early user* program participants (N = 166) came from two separate research studies. The first study recruited clinical staff working on the cancer control continuum in Missouri. This included primary care environments, screening programs, and cancer care centers that are focused on the diagnosis and treatment of those with cancer. The second study recruited participants in antimicrobial stewardship teams working to implement surgical prescribing guidelines. The contact at each site forwarded the CSAT to stakeholders they identified to participate. The early user sample size was 166

Table 1 CSAT development participant demographic characteristics

Characteristic	Pilot (N=120)		Early users (N=166)	
	N	%	N	%
<i>Profession</i>				
Nurse	18	16	42	27
Pharmacist	37	33	11	7
Physician	29	26	34	22
Admin/research	13	12	29	19
Ancillary	7	6	18	11
Other	8	7	22	14
<i>Position/role</i>				
Bedside provider	44	40	65	42
Unit level management	7	6	–	–
System leadership	6	5	60	38
Program leader	27	24	4	3
Other	27	24	27	17
<i>Environment</i>				
Academic medical center	67	60	65	42
Private practice	6	5	16	10
Community hospital	21	19	19	12
Community health center	6	5	48	31
Other	12	11	8	5
<i>Setting</i>				
Inpatient	56	55	35	25
Outpatient	26	26	79	56
Both	19	19	27	19
<i>Patient</i>				
Pediatric	54	53	49	32
Adult	47	47	94	63
Both	–	–	6	4

Note: Frequencies add up to less than sample totals because of missing responses

participants who represented a mix of professions and roles. The early users differed from the pilot sample with more early users representing adult care and outpatient settings (Table 1).

Data collection and instrument testing

Data collection was administered through an electronic survey on Qualtrics [31]. The assessment included the 49 CSAT items, as well as a small number of additional demographic questions, and tool usability questions. Demographic items included questions about the individual, their profession, and their practice setting. Usability questions were adapted from the System Usability Scale [32] and were used to understand participant reactions to completing the

CSAT and give insight into any concerns with the functionality of the tool.

Data management and analyses

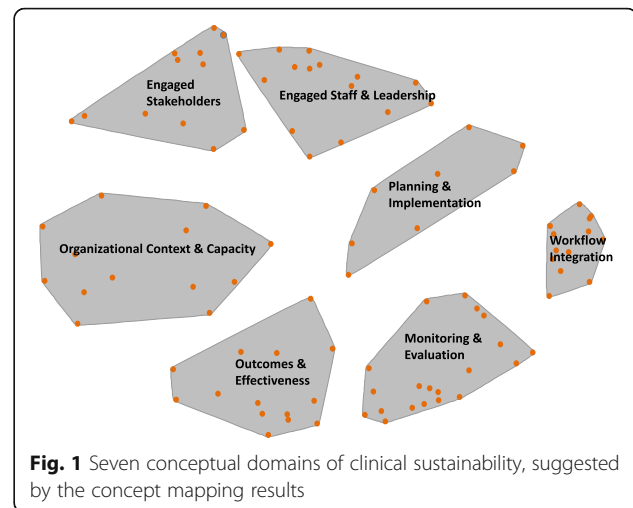
Data were downloaded, managed, and analyzed in R. A variety of descriptive, visualization, and psychometric analyses were conducted to explore the item, domain, and instrument characteristics of the CSAT, with particular emphasis on reliability. The *classical test theory* package (CTT, Version 2.3.3) in R was used to calculate measures of internal consistency, particularly Cronbach's alpha.

Confirmatory factor analyses were done using the *lavaan* package (Version 0.6-5) [33]. Confirmatory factor analysis (CFA) is a powerful and appropriate tool for testing a hypothesized subscale structure in a measurement instrument [34, 35]. All CFA models were estimated using robust full-information maximum likelihood to efficiently handle any issues with normality and missing data [36]. Initially, CFA was applied to the pilot CSAT (with 7 items per subscale) to identify poorly performing items and test our hypothesized sustainability domain structure. Models were fit that allowed intercorrelations among latent constructs, which aligns with our conceptual approach that assumes sustainability conceptual domains are distinctive but inter-related. Poor items were those that had low variability and/or poor fit with the intended subscale. Once the final structure was determined, we reran the CFA on the smaller, final version of the CSAT (5 items per subscale) for the pilot, early adopter, and combined samples. For the CFA tests, we used three commonly used measures of model fit to assess model adequacy: comparative fit index (CFI), root mean square error of approximation (RMSEA), and the standardized root mean square residual (SRMR). These three fit indices were chosen due to their wide usage; they comprise both absolute (RMSEA, SRMR) and relative measures of fit (CFI), as well as including two measures that value parsimony (RMSEA, SRMR) [37]. Demographics were further assessed to understanding potential differences in responses and understanding how these variables might influence sustainability capacity. The Guidelines for Reporting Reliability and Agreement Studies was utilized for reporting (Additional File 2) [38].

Results

Concept mapping

Figure 1 shows the concept mapping results after sorting the 97 statements. Seven domains emerged based on the sorts of the underlying items (points in the figure) and literature on sustainability. The resulting conceptual domains were *engaged staff and leadership*, *engaged stakeholders*, *monitoring and evaluation*, *organizational context and capacity*, *workflow integration*, *planning and implementation*, and *outcomes and effectiveness*. The



domains represent determinants of sustainability capacity [39, 40]. These domains were then used to help develop the subscale structure of the clinical sustainability assessment tool.

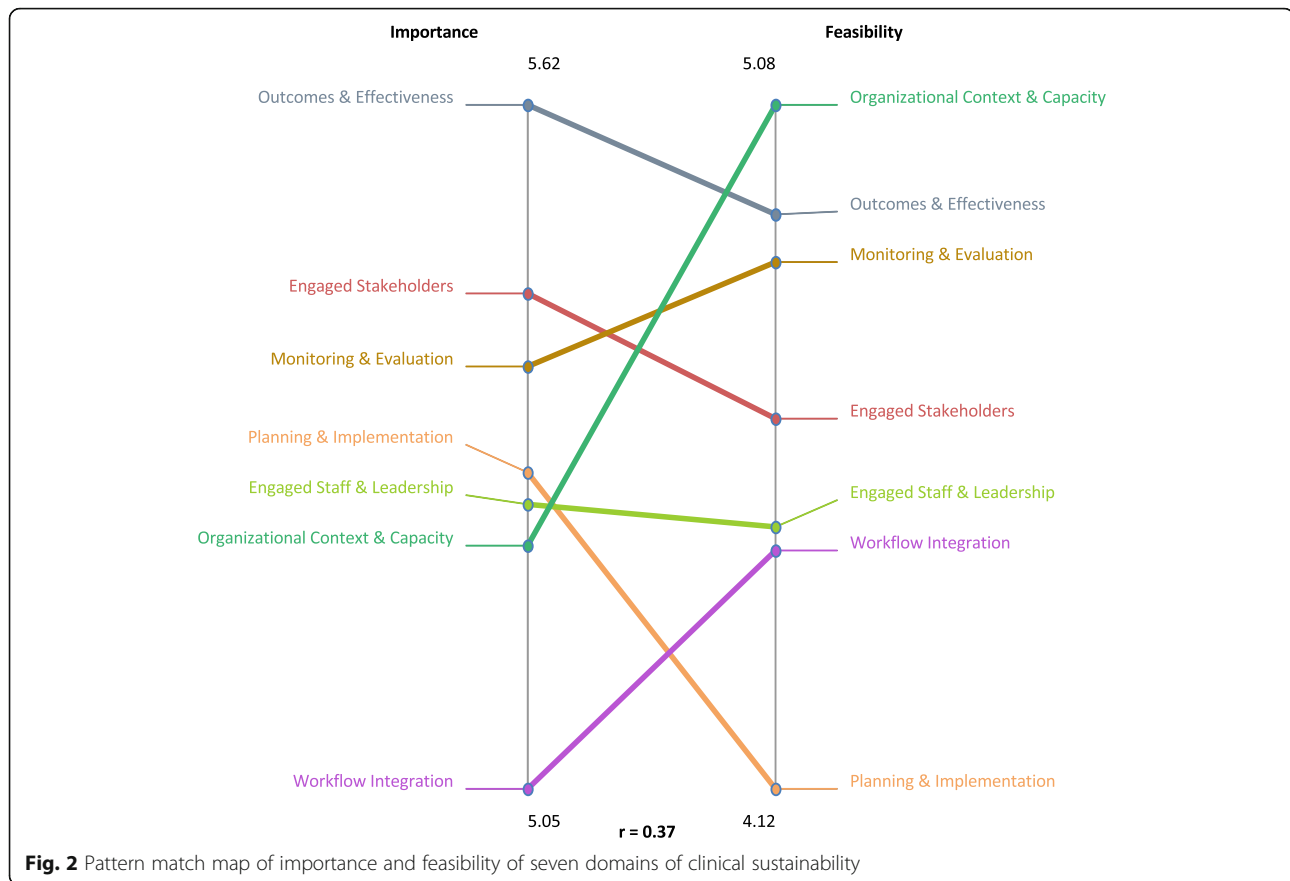
In order to understand more about the determinant domains, the mean cluster ratings of importance and feasibility were assessed through a pattern match map. Figure 2 shows the results of rating importance and feasibility. *Outcomes and effectiveness* was most highly rated for importance and *organizational context and capacity* was identified as most feasible. The overall correlation between importance and feasibility was $r = 0.37$.

CSAT instrument development and pilot testing

Instrument improvement and domain structure

Item and confirmatory factor analyses were used to determine the final structure of the CSAT. Table 2 shows the improved psychometrics during the instrument development process. The baseline model is used as a comparison for the pilot, early adopter, and final models. The pilot original model includes all initial 49 items contained in seven subscales. After psychometric analyses, 14 items were dropped from the pilot original version of the framework and tool. Items were dropped if they had some combination of (1) lower loadings in the latent factors, (2) poor variance (i.e., restricted range), or (3) excessive missing data [41]. The final CSAT is comprised of 35 items organized within 7 subscale domains. Each domain represents a determinant of sustainability capacity and has five items. This simple and balanced structure facilitates training, scoring, and ease of use with practices and groups.

The final items of the CSAT within each of their sub-domains can be seen in Additional file 1. The first domain, *engaged staff and leadership*, includes items assessing the extent to which the clinical practice has the support of internal frontline staff and management



within the organization. *Engaged stakeholders* assesses the extent to which the practice has support among external stakeholders. *Organizational readiness* measures whether the organization has the internal supports and resources needed to effectively manage the practice. *Workflow integration* refers to whether the practice has been designed to fit into existing workplace processes, policies, and technologies (e.g., EMR systems). *Implementation and training* reflects whether the organization promotes processes and learning that appropriately guide the direction, goals, and strategies of the clinical

practice. *Monitoring and evaluation* assesses the extent to which the organization monitors the clinical practice and uses data to inform quality improvement. Finally, *Outcomes and effectiveness* refers to whether and how the organization measures practice outcomes and impacts. Each subscale is scored separately (a simple average of the items in the subscale), and an overall CSAT score can be obtained, ranging from 1 to 7. Higher scores indicate a greater organizational capacity for clinical sustainability.

Table 2 Confirmatory factor analysis (CFA) results of baseline, pilot, early adopter, and final Clinical Sustainability Assessment Tool instruments

Phase	Subscales	Items	df	CFI	RMSEA	SRMR
Baseline comparison	1	49	1127	0.47	0.121	0.119
Pilot original	7	49	1106	0.68	0.095	0.094
Pilot final	7	35	539	0.81	0.084	0.075
Early users	7	35	539	0.91	0.063	0.052
All	7	35	539	0.93	0.051	0.049

Note: Total pilot N = 120; early adopters N = 166; all N = 286. CFA model fit with robust maximum-likelihood. CFI comparative fit index, RMSEA root mean square error of approximation, SRMR standardized root mean square residual

Table 2 also shows the very good fit of the 7-factor confirmatory factor analysis model to the data—that is, the 35 item CSAT does a credible job of measuring seven distinctive clinical sustainability domains that were identified in the literature and in the concept mapping phase of the study. The CFA results for the combined sample data (last row in Table 2) show an excellent fit of the model. Specifically, CFI scores of greater than 0.90 (here 0.93), RMSEA scores below 0.06 (here 0.051), and SRMR scores less than 0.08 (here 0.049) all are signs of excellent fit [42–45].

The most important pattern in the CFA results presented in Table 2 is the improvement in model fit as we move from a single factor model, to a seven-subscale model with all items, and finally, the seven-subscale

Table 3 Intercorrelations among seven CSAT subscale domains (latent constructs in CFA model)

	Estf	Estk	Org	Work	Imp	Mon	Out
Engaged staff and leadership							
Engaged stakeholders	.83						
Organizational readiness	.64	.64					
Workflow integration	.68	.69	.71				
Implementation and training	.73	.80	.75	.76			
Monitoring and evaluation	.73	.73	.67	.70	.83		
Outcomes and effectiveness	.71	.71	.59	.71	.74	.66	

model with the reduced number of items. The overall results suggest that the CSAT measures distinctive aspects of clinical sustainability with a relatively modest number of items that promote ease of use. Table 3 presents the intercorrelations among the seven latent constructs of the final CFA model, representing the interrelationships of these conceptual domains. Taken together, these results suggest that the seven constructs underlying the CSAT are distinctive, but interrelated. This is consistent with our conceptual framework which assumes that organizational capacity for sustainability is a multidimensional construct, made up of various aspects such as organizational readiness and workflow integration.

Measurement invariance across samples

An important strength of this study is that we used two samples in the development and testing of the CSAT. The pilot sample was used to finalize the item selection and domain structure, while the two programs in the early users sample provided new data using the final CSAT instrument with 35 items. We conducted a measurement invariance test to determine if the CSAT domain structure varied across these two samples. Specifically, we used CFA to perform a configural invariance test [46], which tests whether the instrument subscales show similar patterns of item loadings across our two samples. Configural invariance means that the latent

constructs have the same pattern loadings for each of the samples [47]. Our results were not significant (chi-squared difference test; $\chi^2 = 30.03, df = 28, p = 0.36$), indicating configural invariance and suggesting that the subdomain structure of the CSAT is the same across these multiple groups.

Subscale reliability

Table 4 presents the subscale reliabilities (internal consistency) for the CSAT for both samples. The average internal consistency of the seven subscales across both samples is 0.91, and range from 0.84 to 0.93. These indicate excellent scale reliability, especially given the small size of each subscale (5 items) [48]. Internal consistency tends to go up with more items, so a desirable goal is the fewest items that still maintain high reliability [42]. Furthermore, the item loadings show consistently high intercorrelations with their respective subscales, indicating a good fit of individual items with overall subscale scores (Additional File 3, full results available from authors).

Preliminary CSAT results and validation

Subdomain scores are the simple means of the five items in each domain. The total CSAT score is then the mean of the seven subdomain scores. Table 5 presents descriptive statistics for the seven subscales and the total scores. *Organizational readiness* has the lowest average score,

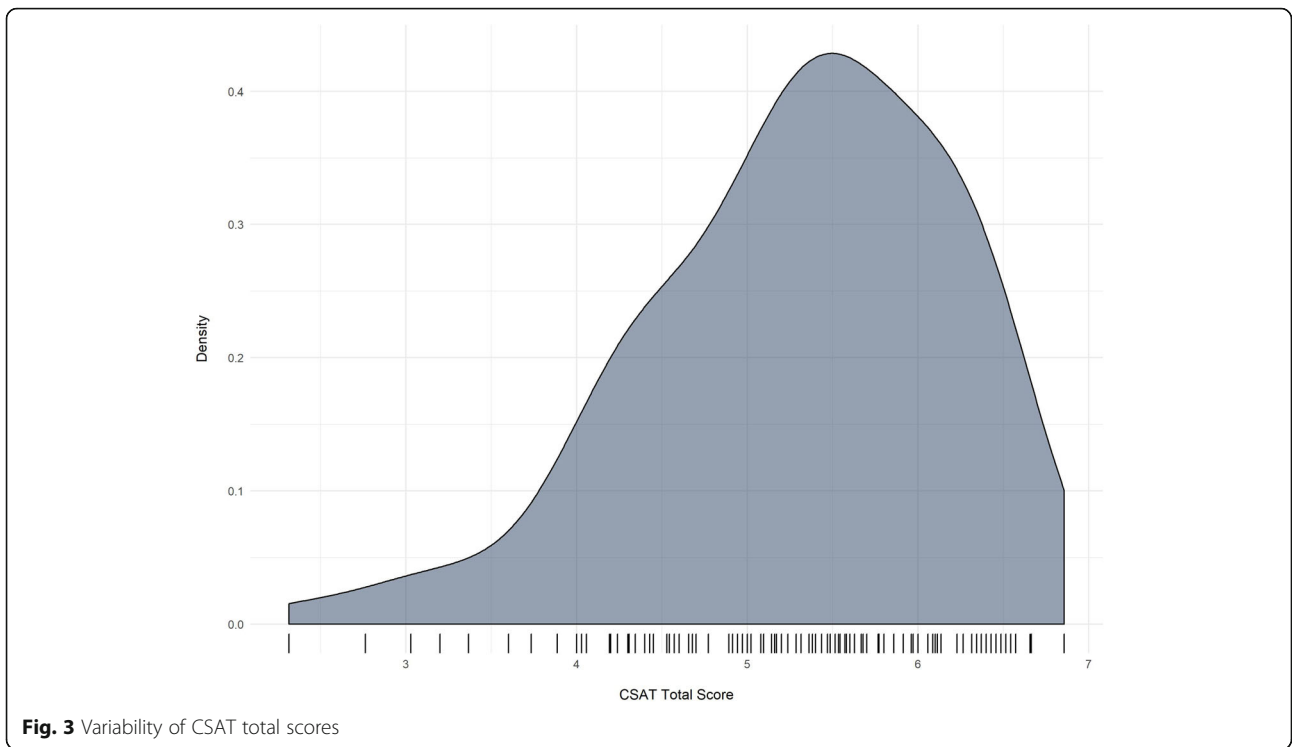
Table 4 Subscale reliabilities (internal consistency) for the Clinical Sustainability Assessment Tool subscales

Subscale	Cronbach's α		
	Pilot	Early users	All
Engaged staff and leadership	0.85	0.93	0.90
Engaged stakeholders	0.82	0.86	0.84
Organizational readiness	0.87	0.94	0.92
Workflow integration	0.89	0.93	0.92
Implementation and training	0.90	0.94	0.93
Monitoring and evaluation	0.94	0.93	0.93
Outcomes and effectiveness	0.90	0.94	0.93

Note: Each subscale is made up of 5 items

Table 5 CSAT subscale and total score descriptive statistics (N = 120)

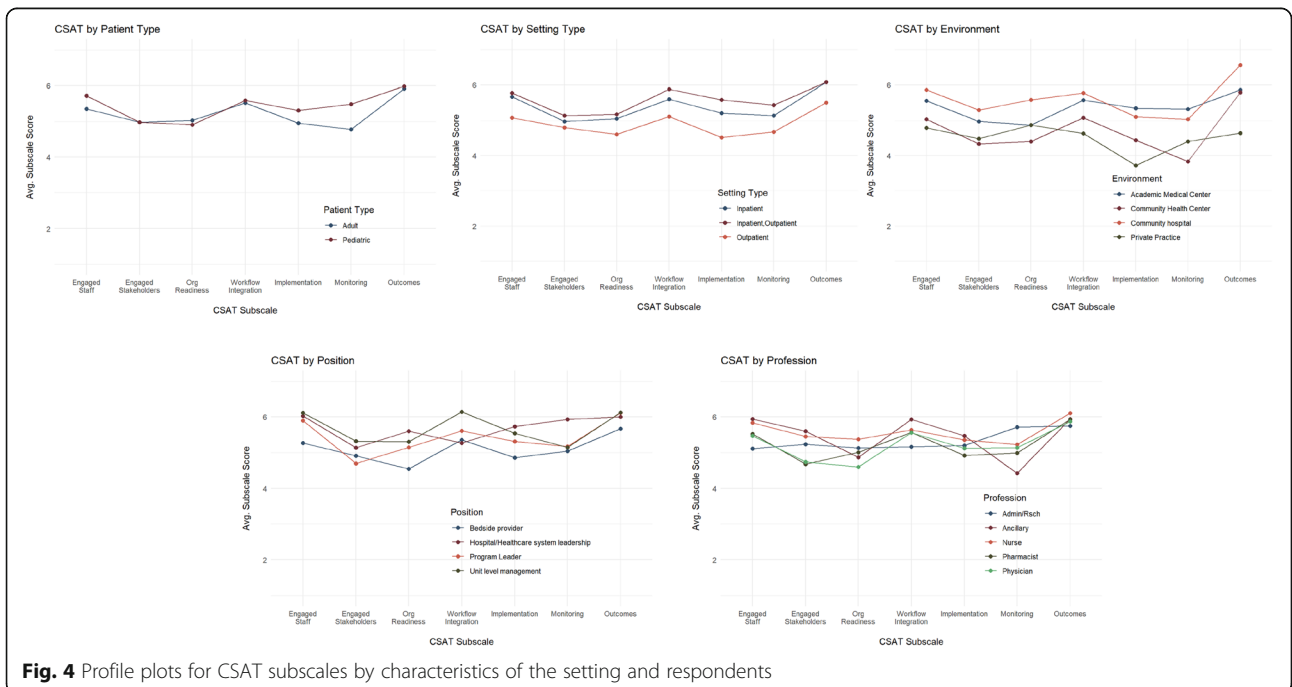
Subscale	Mean	SD	Low	High
Engaged staff and leadership	5.50	1.03	1.60	7.00
Engaged stakeholders	5.02	1.18	1.20	7.00
Organizational readiness	4.97	1.23	2.40	7.00
Workflow integration	5.49	1.13	1.60	7.00
Implementation and training	5.14	1.25	2.00	7.00
Monitoring and evaluation	5.12	1.41	1.00	7.00
Outcomes and effectiveness	5.95	1.01	1.60	7.00
Total score	5.29	0.90	2.31	6.86



while *outcomes and effectiveness* is rated the highest. The standard deviations, ranges, and the density plot shown in Fig. 3 show that there is good variability of scores and no major problems with restricted range. The CSAT total scores range from 2.3 to 6.9. The standard deviation for the total scores is lower than for the

subdomain scores, which is expected given that the total score is the mean of the seven subdomain scores.

In addition to the CSAT scores, basic characteristics of the clinical setting were collected (i.e., patient, setting, and environment type) as well as two characteristics of the respondent (i.e., job position, and training



profession). As part of a set of preliminary validation analyses, CSAT total and subscale scores were examined across these five setting and respondent characteristics. In terms of setting characteristics, total CSAT scores varied significantly by setting type ($F = 3.16, p = 0.047$) and environment ($F = 2.93, p = 0.038$), but not by patient type ($F = 1.09, p = 0.299$). CSAT scores did not vary by respondent's profession ($F = 0.93, p = 0.449$) or job position ($F = 1.69, p = 0.175$).

Figure 4 shows the CSAT subscale score profile plots for the three setting (top row) and two respondent (bottom row) characteristics. Domain scores were very similar based on patient age category but showed significant differences based on outpatient vs. inpatient clinical setting and academic vs. community vs. private practice environment. Outpatient settings report consistently lower sustainability scores than inpatient settings across all seven domains. Academic medical centers and community hospitals were assessed as having higher sustainability capacities than community health centers and private practices. While the type of environment is a little more nuanced, it appears that community hospitals and academic medical centers report higher sustainability than community health centers and private practice settings.

Usability testing

We also collected data regarding ease of use and asked participants to report on their experience using the CSAT. On average, it took participants just under 20 min to complete the longer initial 49-item version of the CSAT and just under 10 min to complete the final 35-item tool. Participants also rated the experience of completing the CSAT in a positive manner: 85% of participants rated the tool as easy to use; 75% felt very confident about their ability to use the tool; 90% thought that most other people would be able to learn quickly how to use the tool. Importantly, only 35% thought that they would need external support to use the tool effectively.

In addition to the usability data from our pilot participants, we assessed the final 35-item version of the CSAT using the Psychometric and Pragmatic Evidence Rating Scale (PAPERS), which offers an objective rating of measure quality [49]. The PAPERS pragmatic scale scores five practical characteristics of measures on a Likert scale ranging from -1 (poor) to 4 (excellent) for a maximum total score of 20 indicating the highest pragmatic quality. The CSAT rates 3 (good) or 4 (excellent) in each of the five PAPERS pragmatic categories: brevity, cost, ease of training, ease of interpretation, and language. The CSAT rates good in brevity with fewer than 50 items and language at less than a 10th grade reading level. It rates excellent in cost, ease of training, and ease of interpretation being free, requiring no training to use,

and automated calculations of scores. The total PAPERS pragmatic score is 18/20, indicating this is a highly practical, usable instrument.

Discussion

We introduce here the Clinical Sustainability Assessment Tool (CSAT) as a reliable instrument to assess organizational capacity for sustainability in clinical settings. The final CSAT includes seven distinct determinant domains with high internal consistency within each domain. The CSAT also demonstrates good variability with respect to clinical setting and practice, but maintains consistency across respondents and patients.

More specifically, these results provide initial discriminant validation support for the CSAT. The CSAT is designed to assess determinants of sustainability for specific clinical practices. These settings are often associated with different characteristics, both related to practice adaptation and environmental context. Because sustainability requires a team effort, the assessment of sustainability should not be different based on the training and/or job title of the people providing the assessment. Here, with the small pilot sample, we can see that the CSAT is able to detect perceived sustainability differences among different types of clinical settings and environments.

This instrument is of potential value to researchers in implementation science, as well as evaluators of clinical practices and outcomes. Our measure aligns with existing frameworks conceptualizing organizational capacity and emphasizes specific concepts known to be relevant to clinical settings [9, 50]. For example, workflow is known to have a significant impact on the implementation of new interventions in clinical settings [51]. Similarly, we would hypothesize that new interventions that are poorly integrated into the existing clinical workflow will be less likely to be sustained.

Other instruments exist that assess organizational context and have been well-validated and widely used: Organizational Readiness for Change Assessment (ORCA), Alberta Context Tool, and the Implementation Leadership Scale are frequently used tools [52–54]. The CSAT adds to this toolbox in important ways. Unlike the ORCA, which focuses on initial implementation, the CSAT specifically focuses on sustainability but can be used in all phases of implementation. Indeed, planning for sustainability in the early implementation phases improves likelihood of long-term sustainment [4]. In addition, unlike the Alberta Context Tool and the Implementation Leadership Scale, which assess general aspects of the organization, the CSAT focuses on sustaining a specific intervention rather than a general measurement of context. This allows users to focus their sustainability assessment on specific interventions. The CSAT's ability to identify concrete interventions and

activities will allow researchers to understand aspects of capacity that are essential to sustaining specific interventions, to recognize patterns across different types of clinical settings attempting to sustain the same intervention, and to describe the impact of organizational capacity on different kinds of interventions [55].

Our instrument also pairs well with the goals of health systems and quality improvement research. It aims to assist with sustainment of an identified clinical practice, which would support overall quality care. Further, this applies across the context of specific practice improvement, a traditional focus of quality improvement work, while also focusing on broader contextual and process factors that are highlighted in implementation science work [56–58].

We intended this tool not only to be reliable and valid, but also to be brief and easy to use in busy clinical settings, making the CSAT of high value to clinicians. To allow equal and open access, the CSAT and the companion assessment for public health settings, the PSAT, are both freely available. Online, clinicians may fill out a version of the tool and receive a report summarizing their CSAT score and recommendations for improving organizational capacity for sustaining clinical interventions. This simple structure, which may be used by one individual or a group, facilitates training and implementation planning. The complete CSAT instrument, along with instructions, is also available in Additional file 1.

Future CSAT research and evaluation work is planned to enhance our knowledge of how best to measure capacity for sustainability in clinical settings, to determine how it operates within broader implementation studies, and to assess its predictive validity for implementation outcomes in healthcare systems and clinical settings. Collectively, this work will address the major limitation of this study, which is the relatively small convenience sample. We are also exploring other ways to enhance its use for broader audiences, including the development of a brief CSAT version, and translating the CSAT into other languages, starting with Spanish.

Conclusion

The full benefit of evidence-based interventions will continue to go unrealized without sustained delivery of interventions over time. A critical precursor to sustaining intervention is having adequate organizational capacity. To date, researchers and practitioners have lacked adequate measures to assess organizational capacity for sustainability. The CSAT is a valid, reliable, and easy to use tool that may be used to assess capacity, support sustainability research, and promote sustainable healthcare service delivery.

Abbreviations

PSAT: Program Sustainability Assessment Tool; NHS: National Health Service; CSAT: Clinical Sustainability Assessment Tool; CF: Comparative fit index; RMSEA: Root mean square error of approximation; SRMR: Standardized root mean square residual; CFA: Confirmatory factor analysis; ORCA: Organizational Readiness to Change Assessment; PAPE RS: Psychometric and Pragmatic Evidence Rating Scale

Supplementary Information

The online version contains supplementary material available at <https://doi.org/10.1186/s43058-021-00181-2>.

Additional file 1. CSAT

Additional file 2. Reporting checklist

Additional file 3. CFA detailed results

Additional file 4. Statements to items

Acknowledgements

We would like to acknowledge the Center for Dissemination and Implementation at Washington University in St. Louis as well as the WUNDIR network (Washington University Network for Dissemination & Implementation Research) for their assistance throughout the development of this study. We would also like to thank the antimicrobial stewardship programs and Jason Newland, MD, for their assistance and participation.

Authors' contributions

SM participated in study development, participant recruitment, data management, and led the writing of the manuscript. KP participated in participant recruitment, data management, and writing of the manuscript. RH participated in pilot study management and writing of the manuscript. JI participated in pilot study development, recruitment, and writing of the manuscript. VM participated in data analysis and writing of the manuscript. DL participated in writing and formatting of the manuscript. CWB participated in pilot study development, data analysis, and preparation of the manuscript. The authors read and approved the final manuscript.

Funding

This work was funded by the Center for Dissemination and Implementation at Washington University in St. Louis and by the Center for Public Health Systems Science at Washington University in St. Louis. Research reported in this publication was supported by *National Cancer Institute* of the National Institutes of Health under award number P50CA244431 and the Washington University Institute of Clinical and Translational Sciences grant UL1TR002345 from the National Center for Advancing Translational Sciences (NCATS) of the National Institutes of Health (NIH). The content is solely the responsibility of the authors and does not necessarily represent the official view of the NIH.

Availability of data and materials

The datasets generated and/or analyzed during the current study are not publicly available due to their containing information which could compromise the confidentiality, but are available from the corresponding author on reasonable request.

Declarations

Ethics approval and consent to participate

This work was reviewed and declared exempt by the Washington University IRB #201706163.

Consent for publication

Not applicable.

Competing interests

The authors declare that they have no competing interests.

Author details

¹Washington University in St. Louis, Brown School, St. Louis, MO, USA. ²Division of Pediatric Infectious Disease, Department of Pediatrics, Washington University School of Medicine, St. Louis, USA. ³Division of Pediatric Critical Care Medicine, Department of Pediatrics, Washington University School of Medicine, St. Louis, USA.

Received: 11 March 2021 Accepted: 29 June 2021

Published online: 17 July 2021

References

- Rabin BA, Brownson RC, Haire-Joshu D, Kreuter MW, Weaver NL. A glossary for dissemination and implementation research in health. *J Public Health Manag Pract*. 2008;14(2):117–23. <https://doi.org/10.1097/01.PHH.0000311888.06252.bb>.
- Schell SF, Luke DA, Schooley MW, Elliott MB, Herbers SH, Mueller NB, et al. Public health program capacity for sustainability: a new framework. *Implement Sci*. 2013;8(1):15. <https://doi.org/10.1186/1748-5908-8-15>.
- Scheirer M. Is sustainability possible? A review and commentary on empirical studies of program sustainability. *American J Evaluation*. 2005; 26(3):28p.
- Wiltsey Stirman S, Kimberly J, Cook N, Calloway A, Castro F, Charns M. The sustainability of new programs and innovations: a review of the empirical literature and recommendations for future research. *Implement Sci*. 2012; 7(1):17. <https://doi.org/10.1186/1748-5908-7-17>.
- Goodman RM, Steckler A. A model for the institutionalization of health promotion programs. *Family & Community Health*. 1989;11(4):63–78. <https://doi.org/10.1097/00003727-198902000-00009>.
- Demski DB, Arabie K. Employee Competency Development and Engagement: - The surprising impact on sustainability, HSE performance and financial results. SPE International Conference on Health, Safety, and Environment in Oil and Gas Exploration and Production; 2008/1/1/; Nice, France. SPE: Society of Petroleum Engineers; 2008. p. 16.
- Campbell S, Pieters K, Mullen KA, Reece R, Reid RD. Examining sustainability in a hospital setting: case of smoking cessation. *Implement Sci*. 2011;6(1): 108. <https://doi.org/10.1186/1748-5908-6-108>.
- Palinkas LA, Chou C-P, Spear SE, Mendon SJ, Villamar J, Brown CH. Measurement of sustainability of prevention programs and initiatives: the sustainability measurement system scale. *Implementation Science*. 2020; 15(1):71. <https://doi.org/10.1186/s13012-020-01030-x>.
- Chambers DA, Glasgow RE, Stange KC. The dynamic sustainability framework: addressing the paradox of sustainment amid ongoing change. *Implement Sci*. 2013;8(1):117. <https://doi.org/10.1186/1748-5908-8-117>.
- Lennox L, Maher L, Reed J. Navigating the sustainability landscape: a systematic review of sustainability approaches in healthcare. *Implement Sci*. 2018;13(1):27. <https://doi.org/10.1186/s13012-017-0707-4>.
- Braithwaite J, Ludlow K, Testa L, Herkes J, Augustsson H, Lamprell G, et al. Built to last? The sustainability of healthcare system improvements, programmes and interventions: a systematic integrative review. *BMJ Open*. 2020;10(6):e036453. <https://doi.org/10.1136/bmjopen-2019-036453>.
- Proctor E, Luke D, Calhoun A, McMillen C, Brownson R, McCrary S, et al. Sustainability of evidence-based healthcare: research agenda, methodological advances, and infrastructure support. *Implement Sci*. 2015; 10(1):88. <https://doi.org/10.1186/s13012-015-0274-5>.
- Luke DA, Calhoun A, Robichaux CB, Elliott MB, Moreland-Russell S. The Program Sustainability Assessment Tool: a new instrument for public health programs. *Prev Chronic Dis*. 2014;11:130184. <https://doi.org/10.5888/pcd11.130184>.
- Luke D, Malone S, Prewitt K, Hackett R, Lin J, editor The clinical sustainability assessment tool (CSAT): Assessing sustainability in clinical medicine settings. 11th Annual Conference on the Science of Dissemination and Implementation in Health; December 2018; Washington, D.C.
- Malone S, Prewitt K, Luke DA, editor Assessing clinical sustainability: a new, user-friendly tool for evaluating real-world practices. American Evaluation Association's annual conference; 2019; Minneapolis, MN.
- Aarons GA, Sommerfeld DH, Walrath-Greene CM. Evidence-based practice implementation: the impact of public versus private sector organization type on organizational support, provider attitudes, and adoption of evidence-based practice. *Implement Sci*. 2009;4(1):83. <https://doi.org/10.1186/1748-5908-4-83>.
- Chou WC, Tinetti ME, King MB, Irwin K, Fortinsky RH. Perceptions of physicians on the barriers and facilitators to integrating fall risk evaluation and management into practice. *J Gen Intern Med*. 2006;21(2):117–22. <https://doi.org/10.1007/s11606-006-0244-3>.
- Hanbury A, Farley K, Thompson C, Wilson P, Chambers D. Challenges in identifying barriers to adoption in a theory-based implementation study: lessons for future implementation studies. *BMC Health Serv Res*. 2012;12(1): 422. <https://doi.org/10.1186/1472-6963-12-422>.
- Hou SI, Roberson K. A systematic review on US-based community health navigator (CHN) interventions for cancer screening promotion—comparing community- versus clinic-based navigator models. *J Cancer Educ*. 2015; 30(1):173–86. <https://doi.org/10.1007/s13187-014-0723-x>.
- Maher L, Gustafson D, Evans A. Sustainability Model and Guide. National Health Service; 2010.
- Silver SA, McQuillan R, Harel Z, Weizman AV, Thomas A, Nesrallah G, et al. How to Sustain Change and Support Continuous Quality Improvement. *Clin J Am Soc Nephrol*. 2016;11(5):916–24. <https://doi.org/10.2215/CJN.11501015>.
- Beer M, Nohria N. Cracking the code of change. *Harv Bus Rev*. 2000;78(3): 133–41 216.
- Ham C, Kipping R, McLeod H. Redesigning work processes in health care: lessons from the National Health Service. *Milbank Q*. 2003;81(3):415–39. <https://doi.org/10.1111/1468-0009.t01-3-00062>.
- Geoffrion TR, Lynch IP, Hsu W, Phelps E, Minhajuddin A, Tsai E, et al. An Implementation Science Approach to Handoff Redesign in a Cardiac Surgery Intensive Care Unit. *Ann Thorac Surg*. 2019.
- Scopus [Internet]. Available from: <https://www.scopus.com/home.uri>.
- Malone S, Prewitt K, Lin J, Luke D, editors. Using Concept Mapping for Measure Development: Examples from Sustainability. Conference on the Science of Dissemination and Implementation in Health; 2018; Washington, DC.
- The Concept System® Global MAX™ (Build 2021.273.21) [Web-based Platform]. (2019). Ithica, NY. Available From <http://www.conceptsystemsglobal.com>.
- Luke DA, Schooley MW, Elliott MB, Herbers SH, Mueller NB, Bunger AC. Public health program capacity for sustainability: a new framework. *Implementation Science*. 2013;8(1):9p.
- Rosas SR, Ridings JW. The use of concept mapping in measurement development and evaluation: Application and future directions. *Eval Program Plann*. 2017;60:265–76. <https://doi.org/10.1016/j.evalprogplan.2016.08.016>.
- Kyriazos TA, Stalikas A. Applied psychometrics: The steps of scale development and standardization process. *Psychology*. 2018;9(11):2531–60. <https://doi.org/10.4236/psych.2018.911145>.
- Qualtrics. Qualtrics Provo, Utah, USA 2005.
- Brooke J. SUS-A quick and dirty usability scale. *Usability Evaluation Industry*. 1996;189(194):4–7.
- Rosseel Y. lavaan: An R Package for Structural Equation Modeling. 2012. 2012;48(2):36.
- Floyd FJ, Widaman KF. Factor analysis in the development and refinement of clinical assessment instruments. *Psychological Assessment*. 1995;7(3):286–99. <https://doi.org/10.1037/1040-3590.7.3.286>.
- Luke D, Ribisl KM, Walton MA, Davidson WS. Assessing the Diversity of Personal Beliefs About Addiction: Development of the Addiction Belief Inventory. *Substance Use & Misuse*. 2002;37(1):32p.
- Lee T, Shi D. A comparison of full information maximum likelihood and multiple imputation in structural equation modeling with missing data. *Psychological Methods*. 2021;No Pagination Specified-No Pagination Specified.
- Hu L, Bentler P. Evaluating model fit. In: Hoyle RH, editor. *Structural Equation Modeling: concepts, issues, and applications*. Thousand Oaks, CA: Sage Publications; 1995. p. 76–99.
- Kottner J, Audige L, Brorson S, Donner A, Gajewski BJ, Hróbjartsson A, et al. Guidelines for Reporting Reliability and Agreement Studies (GRRAS) were proposed. *International Journal of Nursing Studies*. 2011;48(6):661–71. <https://doi.org/10.1016/j.ijnurstu.2011.01.016>.
- Nilsen P, Bernhardtsson S. Context matters in implementation science: a scoping review of determinant frameworks that describe contextual determinants for implementation outcomes. *BMC Health Services Research*. 2019;19(1):189. <https://doi.org/10.1186/s12913-019-4015-3>.
- Aarons GA, Reeder K, Sam-Agudu NA, Vorkoper S, Sturke R. Implementation determinants and mechanisms for the prevention and treatment of adolescent HIV in sub-Saharan Africa: concept mapping of the NIH Fogarty

- International Center Adolescent HIV Implementation Science Alliance (AHIS A) initiative. *Implement Sci Commun.* 2021;2(1):53-.
41. Streiner DL, Norman GR, Cairney J. *Health measurement scales: a practical guide to their development and use*: Oxford University Press, USA; 2015.
 42. L H, B PM. Fit indices in covariance structure modeling: Sensitivity to underparameterized model misspecification. 1998;3:424–53.
 43. Kenny D, McCoach DB. Effect of the Number of Variables on Measures of Fit in Structural Equation Modeling. *Structural Equation Modeling.* 2003;10(3):19p.
 44. Hu L, Bentler PM. Cutoff criteria for fit indexes in covariance structure analysis: Conventional criteria versus new alternatives. *Structural Equation Modeling: A Multidisciplinary Journal.* 1999;6(1):1–55. <https://doi.org/10.1080/1070519990540118>.
 45. Tabachnick BG, Fidell LS, Ullman JB. *Using multivariate statistics*: Pearson Boston, MA; 2007.
 46. Widaman KF, Reise SP. Exploring the measurement invariance of psychological instruments: Applications in the substance use domain. *The science of prevention: Methodological advances from alcohol and substance abuse research*. Washington, DC, US: American Psychological Association; 1997. p. 281–324.
 47. Putnick DL, Bornstein MH. Measurement Invariance Conventions and Reporting: The State of the Art and Future Directions for Psychological Research. *Dev Rev.* 2016;41:71–90. <https://doi.org/10.1016/j.dr.2016.06.004>.
 48. Schmitt N. Uses and abuses of coefficient alpha. *Psychological Assessment.* 1996;8(4):350–3. <https://doi.org/10.1037/1040-3590.8.4.350>.
 49. Stanick CF, Halko HM, Nolen EA, Powell BJ, Dorsey CN, Mettett KD, et al. Pragmatic measures for implementation research: development of the Psychometric and Pragmatic Evidence Rating Scale (PAPERS). *Transl Behav Med.* 2019.
 50. Meyer AM, Davis M, Mays GP. Defining organizational capacity for public health services and systems research. *J Public Health Manag Pract.* 2012; 18(6):535–44. <https://doi.org/10.1097/PHH.0b013e31825ce928>.
 51. Cain C, Haque S. Organizational Workflow and Its Impact on Work Quality. In: Hughes RG, editor. *Patient Safety and Quality: An Evidence-Based Handbook for Nurses. Advances in Patient Safety.* Rockville (MD) 2008.
 52. Aarons GA, Ehrhart MG, Farahnak LR. The Implementation Leadership Scale (ILS): development of a brief measure of unit level implementation leadership. *Implement Sci.* 2014;9(1):45. <https://doi.org/10.1186/1748-5908-9-45>.
 53. Estabrooks CA, Squires JE, Cummings GG, Birdsell JM, Norton PG. Development and assessment of the Alberta Context Tool. *BMC Health Serv Res.* 2009;9(1):234. <https://doi.org/10.1186/1472-6963-9-234>.
 54. Helfrich CD, Li YF, Sharp ND, Sales AE. Organizational readiness to change assessment (ORCA): development of an instrument based on the Promoting Action on Research in Health Services (PARiHS) framework. *Implement Sci.* 2009;4(1):38. <https://doi.org/10.1186/1748-5908-4-38>.
 55. Flaspohler P, Duffy J, Wandersman A, Stillman L, Maras MA. Unpacking prevention capacity: an intersection of research-to-practice models and community-centered models. *Am J Community Psychol.* 2008;41(3-4):182–96. <https://doi.org/10.1007/s10464-008-9162-3>.
 56. Batalden PB, Davidoff F. What is "quality improvement" and how can it transform healthcare? *Qual Saf Health Care.* 2007;16(1):2–3. <https://doi.org/10.1136/qshc.2006.022046>.
 57. Kleinman LC, Dougherty D. Assessing quality improvement in health care: theory for practice. *Pediatrics.* 2013;131(Suppl 1):S110–9. <https://doi.org/10.1542/peds.2012-1427n>.
 58. Bauer MS, Damschroder L, Hagedorn H, Smith J, Kilbourne AM. An introduction to implementation science for the non-specialist. *BMC Psychol.* 2015;3(1):32. <https://doi.org/10.1186/s40359-015-0089-9>.

Publisher's Note

Springer Nature remains neutral with regard to jurisdictional claims in published maps and institutional affiliations.

Ready to submit your research? Choose BMC and benefit from:

- fast, convenient online submission
- thorough peer review by experienced researchers in your field
- rapid publication on acceptance
- support for research data, including large and complex data types
- gold Open Access which fosters wider collaboration and increased citations
- maximum visibility for your research: over 100M website views per year

At BMC, research is always in progress.

Learn more biomedcentral.com/submissions

