

RESEARCH

Open Access



Adult mortality before and during the first wave of COVID-19 pandemic in nine communities of Yemen: a key informant study

Mervat Alhaffar^{1*}, Huda Basaleem², Fouad Othman³, Khaled Alsakkaf², Sena Mohammed Mohsen Naji⁴, Hussein Kolaise⁵, Abdullah K. Babattah⁶, Yassin Abdulmalik Mahyoub Salem⁴, Hannah Brindle¹, Najwa Yahya⁷, Pasquale Pepe¹ and Francesco Checchi¹

Abstract

Introduction: Widespread armed conflict has affected Yemen since 2014. To date, the mortality toll of seven years of crisis, and any excess due to the COVID-19 pandemic, are not well quantified. We attempted to estimate population mortality during the pre-pandemic and pandemic periods in nine purposively selected urban and rural communities of southern and central Yemen (Aden and Ta'iz governorates), totalling > 100,000 people.

Methods: Within each study site, we collected lists of decedents between January 2014–March 2021 by interviewing different categories of key community informants, including community leaders, imams, healthcare workers, senior citizens and others. After linking records across lists based on key variables, we applied two-, three- or four-list capture-recapture analysis to estimate total death tolls. We also computed death rates by combining these estimates with population denominators, themselves subject to estimation.

Results: After interviewing 138 disproportionately (74.6%) male informants, we identified 2445 unique decedents. While informants recalled deaths throughout the study period, reported deaths among children were sparse: we thus restricted analysis to persons aged ≥ 15 years old. We noted a peak in reported deaths during May–July 2020, plausibly coinciding with the first COVID-19 wave. Death rate estimates featured uninformatively large confidence intervals, but appeared elevated compared to the non-crisis baseline, particularly in two sites where a large proportion of deaths were attributed to war injuries. There was no clear-cut evidence of excess mortality during the pandemic period.

Conclusions: We found some evidence of a peak in mortality during the early phase of the pandemic, but death rate estimates were otherwise too imprecise to enable strong inference on trends. Estimates suggested substantial mortality elevations from baseline during the crisis period, but are subject to serious potential biases. The study highlighted challenges of data collection in this insecure, politically contested environment.

Keywords: Yemen, Humanitarian, Armed conflict, Crisis, Mortality, SARS-CoV-2, COVID-19, Key informant, Capture recapture, Multiple systems estimation

*Correspondence: Mervat.Alhaffar1@lshtm.ac.uk

¹ Department of Infectious Disease Epidemiology, Faculty of Epidemiology and Population Health, London School of Hygiene and Tropical Medicine, London, UK

Full list of author information is available at the end of the article

Background

Yemen has been affected by political unrest throughout recent history [1–3]. The current armed conflict started in 2014. The country is split into several areas of control with contested borders and multiple local and



© The Author(s) 2022. **Open Access** This article is licensed under a Creative Commons Attribution 4.0 International License, which permits use, sharing, adaptation, distribution and reproduction in any medium or format, as long as you give appropriate credit to the original author(s) and the source, provide a link to the Creative Commons licence, and indicate if changes were made. The images or other third party material in this article are included in the article's Creative Commons licence, unless indicated otherwise in a credit line to the material. If material is not included in the article's Creative Commons licence and your intended use is not permitted by statutory regulation or exceeds the permitted use, you will need to obtain permission directly from the copyright holder. To view a copy of this licence, visit <http://creativecommons.org/licenses/by/4.0/>. The Creative Commons Public Domain Dedication waiver (<http://creativecommons.org/publicdomain/zero/1.0/>) applies to the data made available in this article, unless otherwise stated in a credit line to the data.

international regional actors holding different political and ideological stances [3–6]. The protracted armed conflict resulted in targeting civilians, healthcare facilities and personnel, water and sanitation infrastructure, schools, roads and bridges thereby disrupting services and exacerbating poor living conditions experienced before the war [5, 7–10]. In addition to frequent civilian casualties, the protracted conflict has resulted in widespread forced displacement, food insecurity, severe malnutrition and food insecurity bordering on potential famine [11], and a heavily disrupted and fragmented health system consisting of two ministries of health (controlled by two different authorities in the north and the south), one based in Sana'a and the other in Aden [8, 12].

The first laboratory-confirmed case of COVID-19 in Yemen was announced in April 2020 [13]. Efforts to track the pandemic's dynamics and share information relating to its impact on morbidity and mortality have differed between areas of political control. Houthi authorities in particular, have tended not to openly report cases and deaths in their areas of control [14–16].

In conflict settings, information on health status can help humanitarian actors better allocate scarce resources and record the progress of response activities [17, 18]. Population mortality is a key indicator of health status as it captures the contributions of various health risk factors [18, 19]. Additionally, documenting mortality during conflicts may support advocacy for peacebuilding and post-conflict reconciliation [20].

To contribute evidence on COVID-19 attributable mortality in Yemen, we aimed to estimate the excess death toll and death rate during the pandemic period, as well as the pre-pandemic levels, in nine selected sites in the south and central of the country by collecting lists of decedents from key community informants and applying capture-recapture statistical analysis to these. A secondary aim was to explore the feasibility and limitations of conducting such research in this context.

Methods

Scoping phase

Prior to data collection, we conducted a scoping phase consisting of informal in-depth interviews and group discussions in Arabic with more than seventy people who identified as Yemenis in the United Kingdom (UK), Yemen, and other countries. The participants were identified through a snowball approach of sequential referrals while ensuring a difference in their backgrounds including profession and place of origin in Yemen. The interviews took place in person in London and Sheffield (after obtaining verbal consent) and online, with note-taking used to record the information collected. Interviews included questions on (i) the categories of people most

likely to know about deaths and births in the community, (ii) the ways in which people report/know about deaths in the community, (iii) whether health facilities or burial sites keep any written lists on deceased people and (iv) security concerns that might impact participation or bias people's answers in different areas in Yemen. This scoping phase helped us to form an independent advisory group of country-based Yemeni researchers and public health actors to provide guidance on the project and establish collaborations between the London School of Hygiene and Tropical Medicine, the University of Aden and Ta'iz University.

Study population and period

While we originally wished to select a nationally representative sample, study permission was not received from authorities in Sana'a (the Supreme Council for the Management and Coordination of Humanitarian Affairs and International Cooperation SCMCHA) [21], and even in southern Yemen, the geographical scope of data collection was constrained by travel and security challenges. We thus opted to purposively select nine accessible sites, including four in Aden governorate and five in Ta'iz governorate, which were identified by Yemen-based authors and represented different levels and typologies of exposures to the crisis (Table 1). We further selected sites that were clearly delineated (e.g. city neighbourhoods, groups of villages) and of an approximate population size (5000–20,000) consistent with feasible data collection within the study's resources and security constraints. All the sites were under the control of the Internationally Recognised Government (IRG); site names are omitted here to maintain confidentiality of the key informants. Data collection started on 18th January and ended on 31st March 2021. We inquired about deaths among people residing within the site from January 2014 to the start of data collection.

Several key informant categories were identified: community leaders and their spouses; healthcare providers; imams; ritual burial preparers; senior citizens; and teachers. None were known to keep written death records, except for health facility managers. Moreover, in places where the conflict was intense, records from local hospitals were destroyed, missing data from specific years or not even collected. Depending on the site's characteristics, e.g. urban versus rural or size, some or all of the above informant categories were identifiable and thus included in the study.

Participant recruitment

The in-country research team consisted of three male medical doctors and one female midwife who were residents and familiar with the study communities. They initially drew on their personal and professional

Table 1 Characteristics of the study sites and informant lists retained for capture-recapture analysis

Site	Rural/Urban	Characteristics (estimated population, March 2021)	Informant lists (main analysis)	Informant lists (alternative analysis)
A1	Urban	Directly and heavily affected by the armed conflict; under Houthi control for around four months. Residents fled the area due to the lack of water, electricity and fuel, and shortage of food and health services (population size uncertain)	1. Community leaders 2. Health workers 3. Imams 4. Burial preparers	1. Community leaders 2. Health workers 3. Imams + Burial preparers
A2	Urban	Directly and heavily affected by the armed conflict; under Houthi control for around four months. Residents fled the area due to the lack of water, electricity and fuel, and shortage of food and health services (population 11,000, ≈9% of subdistrict)	1. Community leaders 2. Senior citizens 3. Imams 4. Burial preparers	1. Community leaders + senior citizens 2. Imams + Burial preparers
A3	Urban	Moderately affected by the armed conflict; destination of many internally displaced populations (IDPs) (population 2600, ≈2% of subdistrict)	1. Community leaders 2. Imams 3. Burial preparers	1. Community leaders 2. Imams + Burial preparers
A4	Urban	Moderately affected by the armed conflict; destination of many IDPs (population 9400, ≈6% of subdistrict)	1. Community leaders + spouses 2. Senior citizens 3. Burial preparers	1. Community leaders + spouses + senior citizens 2. Burial preparers
T1	Urban	On the contested borders between the two areas of political control (population 2700, ≈3% of subdistrict)	1. Community leaders + spouses + senior citizens + imams 2. Health workers	1. Community leaders + spouses + senior citizens 2. Health workers 3. Imams + Burial preparers
T2	Rural area	Ongoing direct conflict since the beginning of the crisis; divided between two areas of control (population 14,700, 100% of subdistrict)	1. Community leaders + senior citizens + imams 2. Health workers 3. Teachers 4. Burial preparers	1. Community leaders + senior citizens + teachers 2. Health workers 3. Imams + burial preparers
T3	Semi-urban	No active conflict, but a destination for many IDPs (population size uncertain)	1. Community leaders + spouses + senior citizens + imams 2. Health workers	1. Community leaders + spouses + senior citizens 2. Health workers 3. Imams
T4	Urban	Past direct conflict, was under bombardment and siege (population 8600, ≈15% of subdistrict)	1. Community leaders + senior citizens 2. Health workers	1. Community leaders + senior citizens 2. Health workers
T5	Rural area	Ongoing direct conflict since the beginning of the crisis, divided between two areas of control (population 21,700, 100% of subdistrict)	1. Community leaders 2. Senior citizens	1. Community leaders + senior citizens (no analysis possible: only one list)

A and T refer to sites in Aden and Ta'iz governorates, respectively

connections to identify key informants and build trust before conducting the interviews. Participants provided verbal, researcher-witnessed informed consent. Those who declined to participate were mostly able to recommend others to be interviewed. All key informants provided consent in-person, mostly after receiving recommendations from respected peers, e.g. another community leader or a hospital manager, who either wrote letters of introduction or accompanied researchers on their first visits to potential participants. In Aden, preliminary phone conversations helped to establish rapport with key informants and facilitate organising appointments for introducing the study, while in Ta'iz, in-person

visits were necessary. In Aden, 13/69 people contacted (two women and 11 men) declined to participate in the study, while in Ta'iz, 7/89 (all men) declined. Stated reasons for non-participation included concerns that information would be shared with opposing forces; previous negative experiences with researchers; insufficient time; and anticipated difficulty to recall deaths.

Data collection

A standardised questionnaire was developed and built using the Open Data Kit (ODK) [22] platform, with in-built validation rules to collect information on (i) key informants (age, gender, typology, site and residency) and

(ii) names, age, gender, year of death, cause of death, place of death and origin of decedents within the sites since 2014. Online two-day training sessions for researchers took place in Arabic, consisting of study concepts, procedures for data collection and management, and role-play. Data were entered into the ODK Application on Android devices and automatically uploaded to a secure server hosted at the LSHTM. Participants were also offered the option to recall and write down decedent information in their own time on a printed form if needed, enlisting help from their spouses; researchers collected the form at a later point and entered the data into ODK.

Investigators in Aden, Ta'iz and London monitored data quality, addressed issues and replied to questions in real-time. After conducting 56 interviews, we paused data collection for a week to share experiences. Given that the preliminary analysis showed a disproportionate reporting of adult male deaths, we agreed on procedures to enhance the detection of child and women decedents during subsequent interviews. This included a heavier reliance on spouses for recall and listing female names as 'mother/wife/daughter of', which was felt to be more protective of their confidentiality.

Analysis

Record linkage

Data were manually cleaned, and duplicates were removed from each key informant's list. Linkage criteria (Additional file 1: Table S1) were developed to establish, for each site, which lists a given decedent was included in. Individuals' names in Yemen usually consist of first name, father's name, grandfather's name and lastly tribe name or area/ district of origin. Records with missing first name, gender, age, and/or year of death were excluded from analysis. The year and age at death were averaged if informants reported discordant values.

Capture-recapture analysis

Capture-recapture analysis examines the overlap among lists L to estimate the number of individuals (in this case decedents) who have not been captured by any list. This estimate, summed to the number of individuals appearing on at least one list, provides the total. In this study, lists consisted for each site of the records collected from specific categories of informants. After record linkage, site data consisted of two, three or four lists (see below and Table 1).

In a two-list scenario, each decedent $x \in \{1, 2, 3 \dots N\}$ has status x_{10} if named within L_1 only, x_{01} if named within L_2 only, x_{11} if named by both lists and x_{00} if not captured by either list. The resulting contingency table consists of four cells, n_{10} , n_{01} , n_{11} and n_{00} , the last of which is unknown. We used the simple Chapman

estimator to estimate the total number of deaths as $\hat{N} = n_{10} + n_{01} + n_{11} + \hat{n}_{00} = \left(\frac{(n_{10}+1)(n_{01}+1)}{(n_{11}+1)} \right) - 1$; we computed a confidence interval (CI) as $[e^{-z_{\alpha/2}\hat{\sigma}_{0.5}\varphi}, e^{z_{\alpha/2}\hat{\sigma}_{0.5}\varphi}]$, where $\varphi = n_{10} + n_{01} - n_{11} - 0.5 + \frac{(n_{10}-n_{11}+0.5)(n_{01}-n_{11}+0.5)}{(n_{11}+0.5)}$, $z_{\alpha/2}$ is the normal distribution quantile for a given significance level of interest (1.96 for $\alpha = 0.05$ or 95%CI) and $\hat{\sigma}_{0.5} = \sqrt{\frac{1}{n_{11}+0.5} + \frac{1}{(n_{10}-n_{11}+0.5)} + \frac{1}{(n_{01}-n_{11}+0.5)} + \frac{n_{11}+0.5}{(n_{10}-n_{11}+0.5)(n_{01}-n_{11}+0.5)}}$, as per Sadinle [23].

In a three-list scenario, the overlap among lists L may be represented by eight alternative candidate log-linear Poisson models, each of which features terms for the probability of appearing on any given list, as well as two-way interaction terms representing potential dependencies among lists: these models range from one with no interaction terms to a model featuring all the two-way interactions $L_1 \times L_2$, $L_2 \times L_3$ and $L_1 \times L_3$. We wished to also include in the models an exposure (period before and during the COVID-19 pandemic in Yemen) and potential confounding variables (age, gender). To allow for continuous covariates, we used Rossi et al. [24] parametrisation of log-linear models, whereby the dataset is expanded to feature, for each individual, all potential list statuses ($x_{000}, x_{100}, x_{101}, x_{001}, x_{110}, x_{101}, x_{011}, x_{111}$); an outcome of 1 for the actual status, missing for status x_{000} and 0 otherwise; and any covariate values. The model, once fit, is used to predict \hat{x}_{000} , interpretable as each individual's contribution to \hat{n}_{000} , the estimate of uncaptured deaths (i.e. $\hat{n}_{000} = \sum_{i=1}^N \hat{x}_{000}$); this quantity may of course be stratified by exposure stratum. This estimation framework can easily be extended to the four-list scenario, which however entails a larger set of models, featuring both three-list and/or (hierarchically non-redundant) two-list interactions.

While conventional capture-recapture analysis selects the best-fitting among candidate models, we adapted Rossi et al.'s suggested approach for averaging multiple models [25]. First, we screened out models that did not fit (e.g. due to sparse overlap among lists), yielded an implausible $\hat{n}_{000(0)}$ (defined as ≥ 10 times the number of listed deaths) or featured a likelihood-ratio test p -value ≥ 0.60 when compared to the saturated model (indicating potential overfitting). At this stage, we also assessed whether to retain any potential confounder covariates, based on likelihood-ratio tests compared to the no-confounder model and inspection of estimates with and without the confounder. For each shortlisted model $i \in \{1, 2, 3 \dots K\}$, we then computed a weight (equivalent to a Bayesian posterior probability) between 0 and 1 $w_i = \frac{e^{-\Delta_i/2}}{\sum_{i=1}^K e^{-\Delta_i/2}}$, where $\Delta_i = AIC_i - AIC_{\min}$, i.e. the difference between the model's Akaike Information Criterion (AIC) and the lowest AIC among all shortlisted

models (the AIC is a goodness-of-fit indicator that rewards predictive accuracy and parsimony, i.e. the fewest possible model terms). Finally, we computed a weighted average estimate of $\hat{n}_{000(0)} = \sum_{i=1}^K w_k \hat{n}_{000(0),i}$. We present results overall and by period.

Alternative list groupings

Capture-recapture analysis is unfeasible when the overlap among the lists is very poor, causing models not to fit (see above). To avoid these problems, for our main analysis we grouped lists together that plausibly reflected similar sources of community information: community leaders’ and their spouses’ lists were combined in sites A4, T1 and T3; community leaders’ and senior citizens’ lists were combined in sites T1, T2, T3 and T4; community leaders’ and imams’ lists were combined in sites T1, T2 and T3. This yielded between two and four grouped lists per site (Table 1).

As an alternative analysis, we (i) combined imams’ and burial preparers’ lists across all sites to form one list and (ii) added records obtained from teachers and senior citizens to the community leaders’ lists.

Population estimates and death rates

We previously estimated the all-age population of Yemen between 2014 and 2021, by month and sub-district (administrative level 3), using a combination of pre-crisis census, geospatial projections by WorldPop (available at 100 m² resolution, and resulting from extensively validated predictive statistical models [26]) and displacement flow data. Details are provided in Checchi et al. [27]. However, only two sites (T2, T5) consisted of entire subdistricts.

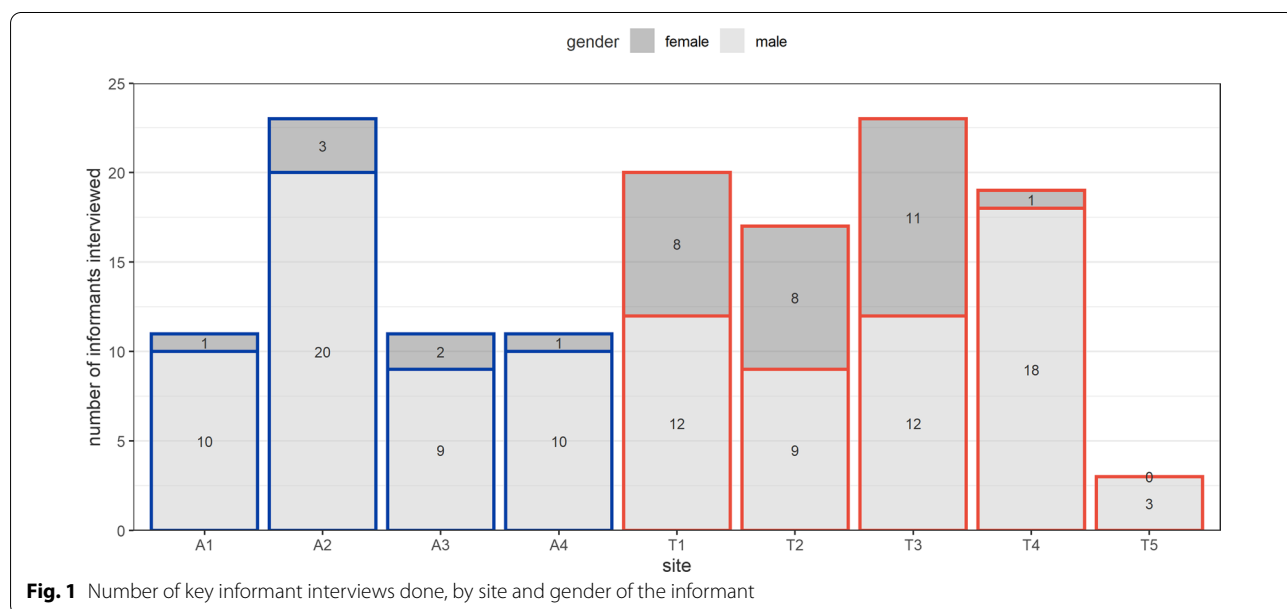
In remaining sites, researchers attempted to collect GPS coordinates of all corners of the site (e.g. road boundaries) using their phones. We overlaid these polygons, and the boundaries of the surrounding subdistricts, onto WorldPop projections for 2017 (the mid-point of the data collection period) to compute the approximate proportion of the subdistrict’s population that fell within the site. We then multiplied our subdistrict estimates by this proportion to estimate the site’s population. Site boundaries, and thus populations, were unresolved for two sites (A1, T3). We used population estimates to compute average death rates by period (pre-pandemic and pandemic). We specifically present crude death rates among people aged ≥ 15yo (CDR15+), per all-age population: this may be thought of as an age-specific fraction of the all-age CDR.

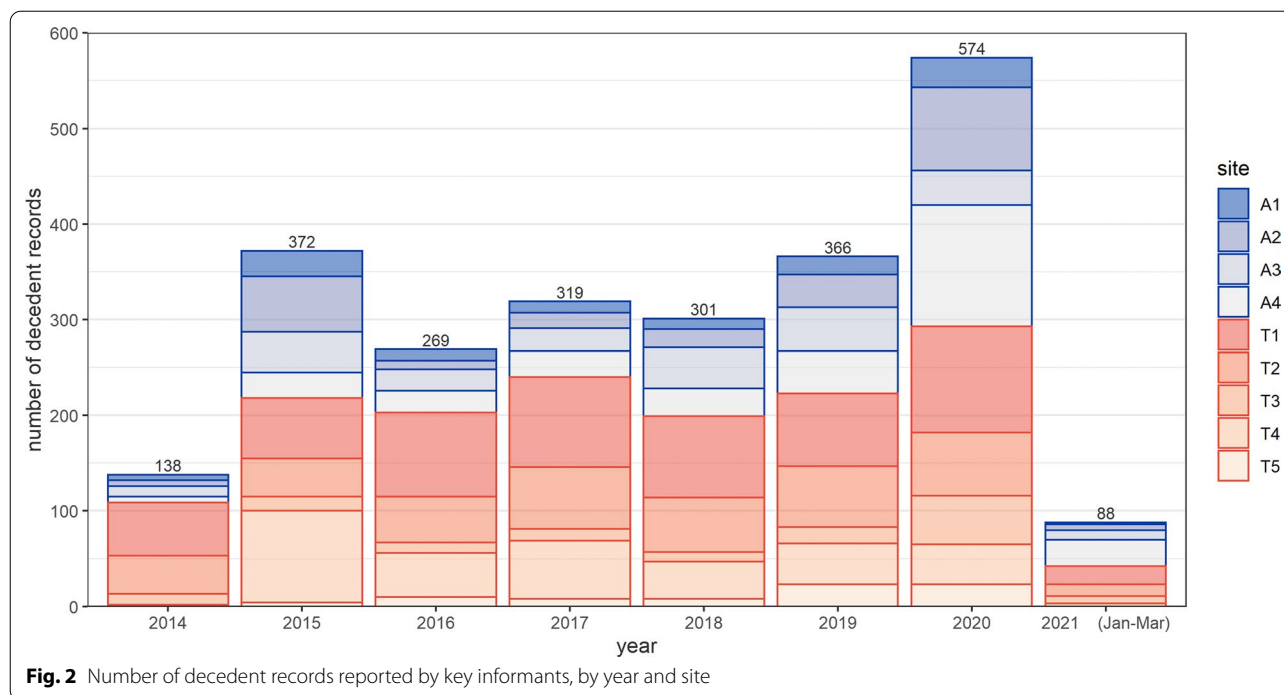
Results

Decedent records

Between 14 January and 31 March 2021, 138 interviews were conducted (56 in Aden, 82 in Ta’iz: Fig. 1), yielding 3022 decedent records. Across all sites, only 35/138 (25.4%) interviews were conducted with female informants (midwives, health workers, wives of community leaders and burial preparers).

Apart from 2014, when the number of recalled deaths was 138, the annual number of death events recalled by informants did not appear to decrease as time became more remote (range=269–372) (Fig. 2). The largest number of deaths were reported for 2020 (N=574). The highest number of deaths was reported by participants from site T1 (N=718) and the lowest from T5 (N=81).





Characteristics of reported deaths

After record linkage (including definite, probable and possible matches) and excluding 21 non-analysable records due to one or more missing variables, 2445 unique decedents were identified across all sites. All sites except for T3 were notable for the sparsity of data on children (only 189/2445 or 7.7% reported decedents

were aged <15yo), and for a disproportion of males (1851/2445, 75.7%; Table 2). Site T4 featured an exceptionally large share of deaths in the 15–44yo stratum, while in the remaining sites, the highest numbers of deaths were reported among people aged ≥ 45yo. Site-specific detail by list is provided in the Additional file 1.

Table 2 Age and gender distribution of reported deaths, by site

Site:	A1	A2	A3	A4	T1	T2	T3	T4	T5
<i>Age</i>									
Mean	48.5y	57.3y	54.4y	58.1y	43.6y	49.7y	38.1y	33.4y	53.9y
0y	1 (0.8%)	0 (0.0%)	2 (0.9%)	2 (0.6%)	26 (4.3%)	9 (2.3%)	27 (20.0%)	4 (1.2%)	0 (0.0%)
1y–4y	3 (2.5%)	2 (0.9%)	1 (0.4%)	0 (0.0%)	6 (1%)	11 (2.8%)	7 (5.2%)	3 (0.9%)	0 (0.0%)
5y–14y	6 (5.0%)	3 (1.3%)	1 (0.4%)	6 (1.9%)	29 (4.8%)	22 (5.6%)	6 (4.4%)	10 (3.0%)	2 (2.6%)
15y–44y	37 (30.8%)	44 (18.7%)	64 (27.4%)	65 (20.9%)	252 (41.3%)	111 (28.3%)	35 (25.9%)	244 (73.5%)	19 (25.0%)
≥ 45y	73 (60.8%)	186 (79.1%)	166 (70.9%)	238 (76.5%)	297 (48.7%)	239 (61%)	60 (44.4%)	71 (21.4%)	55 (72.4%)
<i>Gender</i>									
Female	36 (30.0%)	70 (29.8%)	53 (22.6%)	86 (27.7%)	115 (18.9%)	132 (33.8%)	45 (33.3%)	31 (9.3%)	26 (34.2%)
Male	84 (70.0%)	165 (70.5%)	181 (77.7%)	225 (72.8%)	495 (81.1%)	260 (66.3%)	90 (66.7%)	301 (90.7%)	50 (65.8%)
Totals	120	235	234	311	610	392	135	332	76

For 2020 and 2021 only, we collected months of death: when aggregating all sites, a notable peak in monthly deaths is evident in May–July 2020, possibly corresponding to the first COVID-19 wave (Fig. 3), with a majority of recalled deaths among people aged ≥ 45 yo.

Across all sites and particularly in A1, T1 and T4, a substantial proportion of deaths was attributed to intentional or war-related injuries (Table 3).

Estimates of total adult mortality

Across all sites, estimates of total deaths overall and by period before and after the first COVID-19 case was announced in Yemen featured wide 95% confidence intervals (95%CI; Table 4). When considering point estimates, the mean monthly mortality rose appreciably during March 2020 to March 2021 compared to January 2014 to February 2020 in sites A1, A2, A4, T3 and T5, remained nearly constant in A3, T1 and T2, and declined in T4. The alternative analysis yielded an approximately similar pattern (Table 5).

Available CDR15+ estimates varied considerably across sites (Table 6). There was no consistent pattern of increase during the pandemic period, though 95%CIs are uninformatively wide. Sites T1 and T4, where the highest CDR15+ was observed, were also those with the highest percentage of intentional/war injury deaths (Table 3) and deaths among young adults (Table 2).

Table 3 Causes of death as reported by informants over the entire analysis period, by site

Site	Intentional/war injury	Unintentional injury	Other causes	Total
A1	44 (36.7%)	15 (12.5%)	61 (50.8%)	120
A2	38 (16.2%)	3 (1.3%)	194 (82.6%)	235
A3	46 (19.7%)	15 (6.4%)	173 (73.9%)	234
A4	50 (16.1%)	11 (3.5%)	250 (80.4%)	311
T1	244 (40.0%)	31 (5.1%)	335 (54.9%)	610
T2	61 (15.6%)	23 (5.9%)	308 (78.6%)	392
T3	11 (8.1%)	11 (8.1%)	113 (83.7%)	135
T4	168 (50.6%)	106 (31.9%)	58 (17.5%)	332
T5	12 (15.8%)	0 (0.0%)	64 (84.2%)	76

Discussion

Main findings

Covering a population of over 100,000 and a period of seven years, our analysis suggests that nine purposively selected communities in Yemen, featuring varying exposure to the crisis, experienced highly variable death rates among people aged ≥ 15 yo over periods before and during the COVID-19 pandemic.

Due to sparse reporting of data on children, we restricted analysis to older age groups; accordingly, our CDR15+ indicators are not readily comparable with

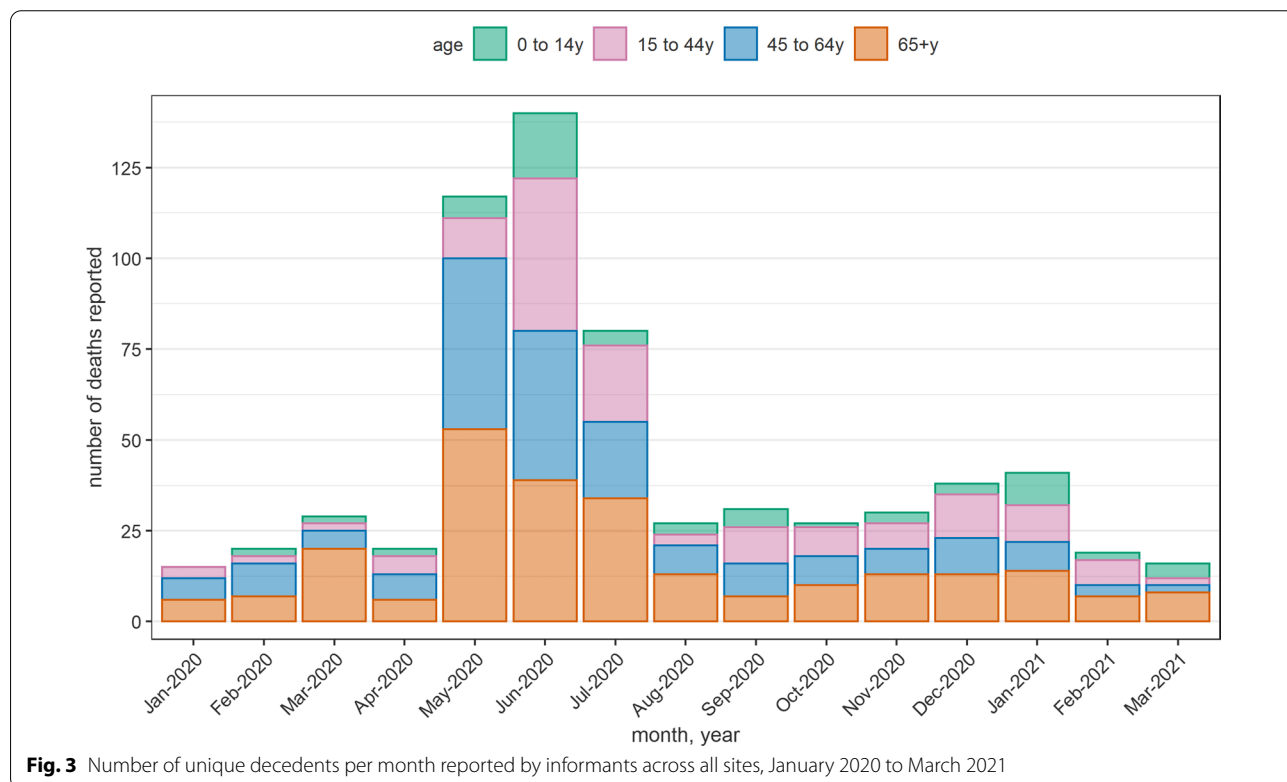


Fig. 3 Number of unique decedents per month reported by informants across all sites, January 2020 to March 2021

Table 4 Estimates of total deaths and deaths per month, overall and by period (main analysis)

Site	Estimated total deaths (95%CI)			Estimated mean deaths per month		
	Overall	Jan 2014 to Feb 2020	Mar 2020 to Mar 2021	Overall	Jan 2014 to Feb 2020	Mar 2020 to Mar 2021
A1	461 (166–3570)	342 (129–2049)	119 (38–1520)	5.2	4.6	9.9
A2	633 (358–1636)	492 (260–1340)	141 (98–296)	7.1	6.6	11.8
A3	604 (373–1293)	514 (319–1064)	90 (55–229)	6.8	6.9	7.5
A4	1840 (664–7722)	1474 (453–6720)	367 (211–1002)	20.9	19.7	30.6
T1	3127 (2203–4776)	2361 (1631–3732)	455 (227–1451)	35.5	31.5	37.9
T2	839 (613–1283)	732 (534–1100)	108 (79–183)	9.5	9.8	9.0
T3	1739 (291–56,295)	545 (113–17,876)	322 (69–10,602)	19.7	7.3	26.8
T4	4920 (2102–15,933)	3716 (1601–12,023)	299 (69–9902)	33.1	49.6	24.9
T5	569 (200–3769)	299 (114–1985)	107 (32–3649)	6.5	4.0	8.9

Table 5 Estimates of total deaths and deaths per month, overall and by period (alternative analysis)

Site	Estimated total deaths (95%CI)			Estimated mean deaths per month		
	Overall	Jan 2014 to Feb 2020	Mar 2020 to Mar 2021	Overall	Jan 2014 to Feb 2020	Mar 2020 to Mar 2021
A1	207 (35–1703)	155 (28–1158)	52 (7–544)	2.3	2.1	4.3
A2	441 (368–567)	308 (243–437)	132 (106–196)	5.0	4.1	11.0
A3	534 (424–733)	448 (346–645)	79 (56–169)	6.1	6.0	6.6
A4	845 (569–1587)	818 (322–5430)	296 (211–568)	9.6	10.9	24.7
T1	No results (all models yielded implausible estimates)					
T2	915 (587–2060)	802 (509–1815)	113 (78–244)	10.4	10.7	9.4
T3	No results (all models yielded implausible estimates)					
T4	4126 (2074–10,274)	4719 (2019–15,279)	119 (64–485)	46.8	62.9	9.9
T5	No results (only one list)					

other crisis-affected settings. Based on United Nations demographic projections not accounting for crisis conditions, Yemen would have expected about 115,000 annual deaths ≥ 15 yo during 2016–2020 within a mid-period population of 27,835,000, yielding a 'baseline' CDR15+ of 4.1 per 1000 person-years (0.1 per 10,000 person-days) [28]. In six of the seven study sites with available population denominators, the 95%CIs of our CDR15+ estimates exceed this baseline during all study periods, suggesting

a broad pattern of considerably elevated mortality during the crisis period, with alarmingly high levels in two sites (T1, T4) where the age distribution (15–44 yo) and cause of reported deaths suggests elevated mortality directly due to armed conflict. We did not observe an obvious increase in mortality (CDR15+) during the COVID-19 transmission period, but the inaccuracy of period estimates hampers this comparison; it is possible that in some sites, extreme elevations in mortality during

Table 6 Estimated crude death rates among people aged ≥ 15 yo, overall and by period (main analysis)

Site	Deaths ≥ 15 yo per 1000 all-age population per year (95%CI)			Deaths ≥ 15 yo per 10,000 all-age population per day (95%CI)		
	Overall	Jan 2014 to Feb 2020	Mar 2020 to Mar 2021	Overall	Jan 2014 to Feb 2020	Mar 2020 to Mar 2021
A1	[No population estimates]					
A2	9.1 (5.2–23.5)	8.5 (4.5–23.2)	11.9 (8.3–25.0)	0.2 (0.1–0.6)	0.2 (0.1–0.6)	0.3 (0.2–0.7)
A3	38.3 (23.7–82)	39.5 (24.5–81.7)	32.8 (20.0–83.4)	1.0 (0.6–2.2)	1.1 (0.7–2.2)	0.9 (0.5–2.3)
A4	28.2 (10.2–118.3)	27.3 (8.4–124.3)	32.7 (18.8–89.4)	0.8 (0.3–3.2)	0.7 (0.2–3.4)	0.9 (0.5–2.4)
T1	132.9 (93.6–203)	138 (95.4–218.2)	70.8 (35.3–225.9)	3.6 (2.6–5.6)	3.8 (2.6–6.0)	1.9 (1.0–6.2)
T2	7.5 (5.5–11.5)	8.6 (6.3–12.9)	4.0 (2.9–6.8)	0.2 (0.2–0.3)	0.2 (0.2–0.4)	0.1 (0.1–0.2)
T3	[No population estimates]					
T4	56.0 (23.9–181.4)	59.8 (25.7–193.3)	11.7 (2.7–385.9)	1.5 (0.7–5.0)	1.6 (0.7–5.3)	0.3 (0.1–10.6)
T5	3.8 (1.3–24.9)	2.4 (0.9–15.9)	4.0 (1.2–137.6)	0.1 (0.0–0.7)	0.1 (0.0–0.4)	0.1 (0.0–3.8)

the early phase of the war, followed by a less acute situation, would have counterbalanced any increase due to COVID-19. The distribution of monthly reported deaths during 2020 does suggest the study sites experienced an acute epidemic peak in May–July, temporally consistent with the first wave of the pandemic. A second wave was reported in Yemen shortly after this study's data collection period.

Based on a PubMed search with keywords “mortality” and “Yemen”, we identified only two other reports of population mortality in the country since the crisis began in 2014. In Aden, satellite imagery of cemeteries and civil registration data suggested a very similar peak in mortality as in this study during May–July 2020 [13]. Ogbu et al. analysed 56 surveys done by humanitarian actors during 2015–2019 and classified Yemen's governorates into high- and low-child mortality groups [29]; these surveys have been criticised for under-estimation [5].

The sites we investigated are unlikely to be representative of Aden and Ta'iz governorates, or indeed all of Yemen, and furthermore our estimates are subject to considerable imprecision and potential bias, highlighting challenges of primary data collection in insecure, politically contested settings (see below). The study does, however, indicate that community informants are able to recall details of local adult decedents, even going back several years.

Data collection challenges

Various challenges of this study arose during implementation. Limited electricity and internet coverage,

ongoing SARS-CoV-2 transmission and unpredictable security conditions constrained data collection, especially in rural, remote sites within Ta'iz governorate, where the female researcher had to be accompanied by her spouse to secure travel. Moreover, some informants reported concerns that nominal details of decedents would be shared with warring parties, resulting either in non-participation or in short interviews. While informants generally recalled chronologically remote deaths, recall of ages and years of death was difficult, and informants appeared to mainly remember deaths during salient events (e.g. bombardments or battles) or decedents who are considered ‘martyrs’ in their community. This may explain the high proportion of war injury deaths among those reported. Capturing deaths among women and, in particular, children was difficult across sites, probably reflecting the choice of key informants (mostly men in positions of authority). Female researcher appeared better able to obtain this information from male and female participants, suggesting future similar studies in Yemen and comparable cultural settings should systematically deploy mixed-gender teams to collect data in communities and conduct formative work to ensure a balanced gender distribution among key informants. Lastly, entry and management of data on the ODK platform proved straightforward, though entering long lists of names onto smart phones was time-consuming.

Limitations

Capture-recapture analysis involves certain statistical assumptions. Firstly, record linkage should be accurate,

resulting in error-free attribution of decedents to one or more lists. Misclassification could have occurred due to the complexity of names in Yemen and the high frequency of certain names, combined with other errors in recall of key linkage variables. The long recall period affected recall of the exact full names of decedents by the key informants. If decedents are incorrectly classified as unique (i.e. less overlap among lists), overall mortality estimates would be upward-biased (over-estimated), while the inverse would happen if decedents on different lists are incorrectly matched. If misclassification is a function of date of death (e.g. more frequent errors for deaths in the remote past), our estimates of period mortality would tend to be artefactually higher in the pre-pandemic period than during COVID-19: this may be an explanation for the high pre-pandemic death rates in several sites, though it should be noted that data completeness was not correlated with date of death (data not shown).

A second assumption of capture-recapture methods is that lists do not draw on each other for information: this assumption is adjusted for in three- and four-list analyses, but may have biased our estimates for T1, T3, T4 and T5, where two-list analysis was done (in the latter, senior citizen and community leader lists may plausibly be non-independent).

Across all sites, we observed surprisingly little overlap among lists (Additional file 1), in contrast to previous applications of this method [30]. This may reflect individual informants being aware of deaths only within a sub-section of the site, difficulty in identifying all informants of the same typology within the site and/or local kinship, access to information, trust networks and ongoing insecurity.

Lastly, population denominators used to compute death rates are also subject to inaccuracy, not captured in the 95% CIs of our estimates. While all estimates were based on a 2004 census, projections rely on several statistical models and ground displacement information, all of which will typically have higher relative error at fine geographic resolution.

Conclusions

This study provides some evidence of elevated mortality in parts of Yemen during the crisis period (particularly in communities with high death tolls due to war injuries), and of a mortality peak consistent with the first COVID-19 wave in 2020. However, study limitations considerably weaken this inference: as such, evidence from this study should be evaluated carefully alongside other efforts to document mortality and public health impacts of the war in Yemen. Future studies could more specifically compare sites affected directly by the conflict with those that weren't.

This application of a key informant method to document mortality illustrates the feasibility and challenges of conducting such research in Yemen, and possibly comparable crisis-affected, insecure settings. We believe that key informant interviews combined with capture-recapture analysis could be applied in conflict-affected settings by taking into consideration the contextual differences and addressing the limitations we outline above. This method also has the potential to be applied prospectively as a substitute for non-functional vital events registration.

Supplementary Information

The online version contains supplementary material available at <https://doi.org/10.1186/s13031-022-00497-3>.

Additional file 1. Record linkage criteria, descriptive characteristics and lists overlap by study site.

Acknowledgements

We are grateful to all participants who gave their time to support this study, especially those in Yemen, who work and live under conditions of extreme hardship and adversity. ODK servers & support were provided by the LSHTM Global Health Analytics Group (odk.lshtm.ac.uk).

Author contributions

Study design: FC, MA. In-country supervision: HB, FO, KA. External supervision: HB. Data collection: MA, SN, HK, AB, YS. Data management: MA. Analysis: FC. Drafting manuscript: MA, FC. All authors commented on the draft and provided substantial inputs. All authors read and approved the final manuscript.

Funding

The study was funded by the United Kingdom Foreign, Commonwealth & Development Office (FCDO), grant reference 300708-139. However, the views expressed do not necessarily reflect that of the FCDO's or the UK government's official policies. Funders were not involved in study design, data collection, analysis, or manuscript preparation.

Availability of data and materials

Due to ongoing armed conflict and insecurity in Yemen, we believe that the benefit of publishing data, even if anonymised, is outweighed by the risk to participants. We may publish data in the future if the situation allows. All statistical code, and a dummy dataset that can be used to implement capture-recapture methods, are published at https://github.com/francescochecchi/mortality_capture_recapture_analysis.

Declarations

Ethics approval and consent to participate

The study was approved by the Ethics Committee of the London School of Hygiene and Tropical Medicine (Ref: 22080) and Faculty of Medicine and Health Science, University of Aden, Yemen (REC-76-2020). Local approvals from the Ministry of Public Health and Health and Population Office in Ta'iz Governorate were obtained. All research participants provided verbal informed consents before the interviews.

Consent for publication

Not applicable.

Competing interests

The authors declare that they have no competing interests.

Author details

¹Department of Infectious Disease Epidemiology, Faculty of Epidemiology and Population Health, London School of Hygiene and Tropical Medicine, London, UK. ²Department of Community Medicine and Public Health, Faculty of Medicine and Health Science, University of Aden, Aden, Yemen. ³Faculty of Medicine and Health Science, Taiz University, Taiz, Yemen. ⁴Epidemiology Surveillance Office, Taiz Governorate Health Office, Taiz, Yemen. ⁵Department of Internal Medicine, Faculty of Medicine and Health Science, University of Aden, Aden, Yemen. ⁶Primary Health Care Program, Health Sector, HUMAN ACCESS for Partnership and Development, Aden, Yemen. ⁷Yemen Public Health Network, Aden, Yemen.

Received: 15 May 2022 Accepted: 5 December 2022

Published online: 12 December 2022

References

1. Yemen profile - Timeline. BBC News. 2019. <https://www.bbc.co.uk/news/world-middle-east-14704951>. Accessed 8 Feb 2022.
2. Montgomery M. A timeline of the Yemen Crisis, from the 1990s to the Present. Arab Center Washington DC. 2021. <https://arabcenterdc.org/resource/a-timeline-of-the-yemen-crisis-from-the-1990s-to-the-present/>. Accessed 8 Feb 2022.
3. Dureab F, Al-Sakkaf M, Ismail O, Kuunibe N, Krisam J, Müller O, et al. Diphtheria outbreak in Yemen: the impact of conflict on a fragile health system. *Confl Heal*. 2019;13:1–7.
4. Elnakib S, Elaraby S, Othman F, BaSaleem H, Abdulghani AlShawafi NA, Saleh Al-Gawfi IA, et al. Providing care under extreme adversity: The impact of the Yemen conflict on the personal and professional lives of health workers. *Soc Sci Med*. 2021;272:113751.
5. Maxwell D, Hailey P, Spainhour Baker L, Janet Kim J. Constraints and complexities of information and analysis in humanitarian emergencies evidence from Yemen. Boston: Feinstein International Center, Tufts University; 2019.
6. AlKarim T, Abbara A, Attal B. Armed conflict alone does not explain the devastation of Yemen's health system. *BMJ Glob Health*. 2021;6:e004740.
7. Health TLG. Yemen needs a concrete plan—now. *Lancet Glob Health*. 2019;7: e1.
8. Qirbi N, Ismail SA. Health system functionality in a low-income country in the midst of conflict: the case of Yemen. *Health Policy Plan*. 2017;32:911–22.
9. Dureab F, Shibib K, Al-Yousufi R, Jahn A. Yemen: cholera outbreak and the ongoing armed conflict. *J Infect Dev Ctries*. 2018;12:397–403.
10. Group of Eminent International and Regional Experts on Yemen. Situation of human rights in Yemen, including violations and abuses; 2019.
11. United Nations Office for Coordination of Humanitarian Affairs. Yemen plan to reach 5.1 million people at risk of famine - Yemen.
12. Dureab F, Hussain T, Sheikh R, Al-Dheeb N, Al-Awlaqi S, Jahn A. Forms of health system fragmentation during conflict: the case of Yemen. *Front Public Health*. 2021;9:659980.
13. Koum Besson ES, Norris A, Bin Ghouth AS, Freemantle T, Alhaffar M, Vazquez Y, et al. Excess mortality during the COVID-19 pandemic: a geospatial and statistical analysis in Aden governorate, Yemen. *BMJ Glob Health*. 2021;6(3):e004564. <https://doi.org/10.1136/bmjgh-2020-004564>.
14. Al-Hamdani R, Wilson R. Yemen's response to COVID-19: Part I. 2020. <https://peacerep.org/2020/07/27/yemens-response-to-covid-19-part-i/>.
15. Yemen: Houthis risk civilians' health in covid-19. Human rights watch. 2021.
16. Dureab F, Al-Awlaqi S, Jahn A. COVID-19 in Yemen: preparedness measures in a fragile state. *Lancet Public Health*. 2020;5:e311.
17. Checchi F, Warsame A, Treacy-Wong V, Polonsky J, van Ommeren M, Prudhon C. Public health information in crisis-affected populations: a review of methods and their use for advocacy and action. *Lancet*. 2017;390:2297–313.
18. Checchi F, Roberts L. Documenting mortality in crises: what keeps us from doing better? *PLoS Med*. 2008;5:e146.
19. Jawad M, Hone T, Vamos EP, Roderick P, Sullivan R, Millett C. Estimating indirect mortality impacts of armed conflict in civilian populations: Panel regression analyses of 193 countries, 1990–2017. *BMC Med*. 2020;18:1–11.
20. Ekzayez A, Alhaj Ahmad Y, Alhaleb H, Checchi F. The impact of armed conflict on utilisation of health services in north-west Syria: an observational study. *Confl Health*. 2021;15(1):1–10.
21. Supreme Council for the Management and Coordination of Humanitarian Affairs and International Cooperation SCMCHA. <https://www.scmcha.org/en/>. Accessed 6 Feb 2022.
22. Open Data Kit. <https://opendatakit.org/>. Accessed 6 Feb 2022.
23. Sadinle M. Transformed logit confidence intervals for small populations in single capture-recapture estimation. *Commun Stat-Simul Comput*. 2009;38:1909–24. <https://doi.org/10.1080/03610910903168595>.
24. Rossi G, Pepe P, Curzio O, Marchi M. Parameterization of continuous covariates in the poisson capture-recapture log linear model for closed populations. *Statistica (Bologna)*. 2019;79:427–43.
25. Rossi G, Pepe P, Curzio O, Marchi M. Generalized linear models and capture-recapture method in a closed population: strengths and weaknesses. *Statistica (Bologna)*. 2010;70:371–90.
26. Stevens FR, Gaughan AE, Linard C, Tatem AJ. Disaggregating census data for population mapping using random forests with remotely-sensed and ancillary data. *PLoS ONE*. 2015;10:e0107042.
27. Checchi F, Koum Besson ES. Reconstructing subdistrict-level population denominators in Yemen after six years of armed conflict and forced displacement. *J Migr Health*. 2022;5:100105.
28. United Nations D of E, Social Affairs PD. World population prospects - population division - United Nations. 2019.
29. Ogbu TJ, Rodriguez-Llanes JM, Moitinho de Almeida M, Speybroeck N, Guha-Sapir D. Human insecurity and child deaths in conflict: evidence for improved response in Yemen. *Int J Epidemiol*. 2022;51:847–57.
30. Roberts B, Morgan OW, Sultani MG, Nyasulu P, Rwebangila S, Myatt M, et al. A new method to estimate mortality in crisis-affected and resource-poor settings: validation study. *Int J Epidemiol*. 2010;39:1584–96.

Publisher's Note

Springer Nature remains neutral with regard to jurisdictional claims in published maps and institutional affiliations.

Ready to submit your research? Choose BMC and benefit from:

- fast, convenient online submission
- thorough peer review by experienced researchers in your field
- rapid publication on acceptance
- support for research data, including large and complex data types
- gold Open Access which fosters wider collaboration and increased citations
- maximum visibility for your research: over 100M website views per year

At BMC, research is always in progress.

Learn more biomedcentral.com/submissions

