

RESEARCH ARTICLE

Open Access



Introduction of day case hip and knee replacement programme at an inpatient ward is safe and may expedite shortening of hospital stays of traditional arthroplasties

Gyorgy Lovasz^{1*} , Attila Aros¹, Ferenc Toth¹, John Va Faye² and Marco La Malfa¹

Abstract

Purpose: We investigated the safety of primary hip and knee replacements with same day discharge (SDD) and their effect on length of stay (LOS) of traditional inpatient arthroplasties at our elective orthopaedic ward.

Methods: 200 patients underwent elective, unilateral primary day case total hip (THA, $n = 94$), total knee (TKA, $n = 60$) and unicondylar knee replacements (UKA, $n = 46$). SDD rates, reasons for failure to discharge, readmission, complication and satisfaction rates were recorded at 6-week follow up. Changes in LOS of inpatient arthroplasties ($n = 6518$) and rate of patients discharged with only one night stay treated at the same ward were tracked from 1 year prior to introduction of day case arthroplasty (DCA) program to the end of observation period.

Results: 166 patients (83%) had SDD while 34 (17%) needed overnight stay. Main reasons for failure to discharge were lack of confidence (4%) fainting due to single vasovagal episode (3.5%), urine retention (3%) and late resolution of spinal anaesthesia (3%). 5 patients (3%) had readmission within 6 weeks, including 1 (0.6%) with a partial and treated pulmonary embolism. 163 patients were satisfied with SDD (98%). After launching the DCA program, average LOS of inpatients was reduced from 2.3 days to 1.8 days and rate of discharge with only 1-night stay increased from 12% to around 60%.

Conclusion: Introduction of routine SDD hip and knee arthroplasty programme at an elective orthopaedic centre is safe and also may confer wider benefits leading to shorter inpatient hospital stays.

Keywords: Hip and knee arthroplasty, Day case, Shortening, Lengths of stay

Introduction

Outpatient hip and knee arthroplasty with same day discharge (SDD) gains popularity worldwide. This has become widespread practice in the USA and an abundance of literature shows that the practice is associated with high satisfaction, low complication rates and is a safe and feasible option for selected patient population

[1–6]. Encouraging outcomes have also been reported from European centres albeit in smaller cohorts of patients [7–14]. Benefits of SDD are not limited to clinical outcomes but also advantageous to the healthcare systems especially in resource stressed environments by freeing up capacity and offering significant cost savings [15]. SDD arthroplasty can be performed at dedicated Ambulatory Surgical Centres (ASC), hospital outpatient surgery departments (HOSD) and at hospital inpatient wards. The safety of DCA on selected patient population is well documented in all these settings [14, 16, 17].

*Correspondence: gyorgy.lovasz@practiceplusgroup.com

¹ Practice Plus Group Hospital Barlborough, 2 Lindrick Way, Barlborough S43 4XE, Chesterfield, UK

Full list of author information is available at the end of the article



© The Author(s) 2021. **Open Access** This article is licensed under a Creative Commons Attribution 4.0 International License, which permits use, sharing, adaptation, distribution and reproduction in any medium or format, as long as you give appropriate credit to the original author(s) and the source, provide a link to the Creative Commons licence, and indicate if changes were made. The images or other third party material in this article are included in the article's Creative Commons licence, unless indicated otherwise in a credit line to the material. If material is not included in the article's Creative Commons licence and your intended use is not permitted by statutory regulation or exceeds the permitted use, you will need to obtain permission directly from the copyright holder. To view a copy of this licence, visit <http://creativecommons.org/licenses/by/4.0/>. The Creative Commons Public Domain Dedication waiver (<http://creativecommons.org/publicdomain/zero/1.0/>) applies to the data made available in this article, unless otherwise stated in a credit line to the data.

Recent publications comparing the inpatient versus outpatient settings concluded that the latter is more time efficient and patients are more likely to achieve discharge criteria on the day of surgery [14, 18]. Although outpatient-based arthroplasty may offer these benefits, the hospital-ward approach provides a safe solution for those patients who are unable to discharge. After considering these opinions, we introduced our SDD program within a mixed inpatient setting on a selected cohort of patients at our high-volume orthopaedic centre in 2018. Planned SDD patients were treated at our orthopaedic ward mixed with traditional inpatient arthroplasties. As we made successful progress with day cases, we observed a concomitant reduction of LOS in our standard inpatient pathway. Thus far, scientific literature pertinent to such an impact of DCC on standard joint replacement patients has not been reported.

The paucity of these data was the main motivation for undertaking the present analysis of the associated impact

on the inpatient pathway in addition to assessing patient safety features of day cases.

Patients and methods

Standard Operating Procedure was developed for day case arthroplasties and approved by Clinical Governance structure of the hospital.

200 patients were selected for unilateral total hip (THA, *n*=94), total knee (TKA, *n*=60) and unicondylar knee arthroplasties (UKA, *n*=46) with planned SDD based on a pertinent inclusion criteria (Table 2) between March 2018 and December 2020. From the high number of patients having no exclusion criteria for SDD we selected those exhibiting strong motivation for same day discharge. Patients had the same standard pre-operative assessment as inpatients but once consenting to be a potential day case, they were educated in SDD pathway. Perioperative data were collected prospectively. Demographic data and selection criteria are presented in Tables 1 and 2.

Patients were admitted on the day of surgery directly to the inpatient ward and were operated on as first or second on the list with a cut off surgery end-time at 13.00 h. An established enhanced recovery protocol was followed and a trained team of nurses and physiotherapists were allocated to manage their care.

The standard hospital protocol of spinal anaesthesia for arthroplasties was slightly modified for day cases. Short acting, opiate free formula (50–60 mg Prilocaine hydrochloride 2%) was used to accommodate early mobilization and reduce the risk of urine retention. One patient requested general anaesthesia. Ultrasound guided

Table 1 Demographic and ASA data of 200 patients admitted for day case arthroplasty (DCA)

| Parameter | THA | TKA | UKA |
|---------------------------|------------------|------------------|------------------|
| Male (<i>n</i>) | 67 | 41 | 28 |
| Female (<i>n</i>) | 27 | 19 | 18 |
| Age (mean, range) | 63.1 (46–81) | 67.4 (48–82) | 62.3 (47–78) |
| BMI (mean, range) | 27.6 (19.8–38.7) | 30.6 (21.8–39.2) | 30.2 (20.3–38.7) |
| ASA grade I (<i>n</i>) | 34 | 11 | 9 |
| ASA grade II (<i>n</i>) | 60 | 49 | 37 |

THA total hip arthroplasty, TKA total knee arthroplasty, UKA unicondylar knee arthroplasty, ASA American Society of Anestheziologists

Table 2 Patient selection criteria for day case arthroplasty (DCA)

| Inclusion criteria | Exclusion criteria |
|--|---|
| ASA grade I and II | Type I diabetes |
| Strong motivation to go home same day | Chronic Obstructive Pulmonary Disease |
| Adequate postoperative home support | History of prostate pathology |
| Independent preoperative mobility status | Coronary artery disease |
| | Congestive heart failure |
| | Cirrhosis |
| | History of cerebrovascular or venous thromboembolic event |
| | Preoperative haemoglobin < 130 g/L |
| | Coagulopathies |
| | Anticoagulation therapy |
| | Cognitive disorders/dementia |
| | Dependent mobility status |
| | Lack of home support |
| | Chronic Kidney Disease 3 and above |

Hunter’s canal (adductor canal) block was performed for knee replacements utilising 8–10 ml 0.5% levobupivacaine [19, 20]. Postoperatively, patients were observed for a short period of time in theatre recovery before being transferred to the orthopaedic ward.

The surgical technique, mechanical and chemical venous thromboembolism (VTE) prophylaxis, peri-operative antibiotic regime and tranexamic acid protocol was identical to inpatient arthroplasties. Local infiltration analgesia (LIA) was used in both hip and knee arthroplasties. Patients were mobilized as soon as short acting spinal anaesthesia wore off via the same enhanced, unrestricted physiotherapy protocol and fully weight bearing as on the inpatient pathway. For planned day cases, intervals between consecutive steps of mobilisation were shortened depending on medical condition and tolerance of the patient to facilitate achievement of discharge criteria by the end of the day.

Postoperative radiographs were obtained and checked before patients were released to home with a cut off at 19:00 h. Discharge criteria were identical to traditional, inpatient hip and knee replacements i.e. stable vital signs, controlled post-operative pain, absence of urine retention, independent transfer in and out of bed, capability to independently ascend and descend one flight of stairs and for knee arthroplasties, sufficient flexion and good quadriceps activation for safe ambulation. A 24 h per day seven days per week manned telephone number was provided. Take home medication (Paracetamol, Codeine Phosphate, Ibuprofen, Omeprazole) including rescue painkillers (Oxycodone Hydrochloride 5–10 mg prn) for 7 days were supplied. Postoperative follow up phone call was arranged for the following morning. Patients received community physiotherapy but also had access to hospital physiotherapy in case of any setbacks in recovery. As it has been reported that the vast majority of early complications occur within 6 weeks postoperatively [16], we maintained the standard 6-week arthroplasty follow up protocol of our hospital which in place for all joint replacements. In addition to clinical assessment, satisfaction rating with SDD was obtained, i.e. satisfied and would undergo DCA again, overnight stay would have been better or dissatisfied. Alternative provider hospital or emergency department attendances or readmissions, medical and surgical complications (e.g. VTE or cardiovascular events, dislocation, surgical infections, reoperation) were recorded.

We carried out the retrospective analysis of the LOS and the rate of next day discharges of inpatient arthroplasties ($n=6518$) starting 1 year prior to launch of DCAs to the end of observation period for any relevant trend-changes in hospital stays on traditional inpatient pathway. Correlation coefficient (Pearson’s r) was

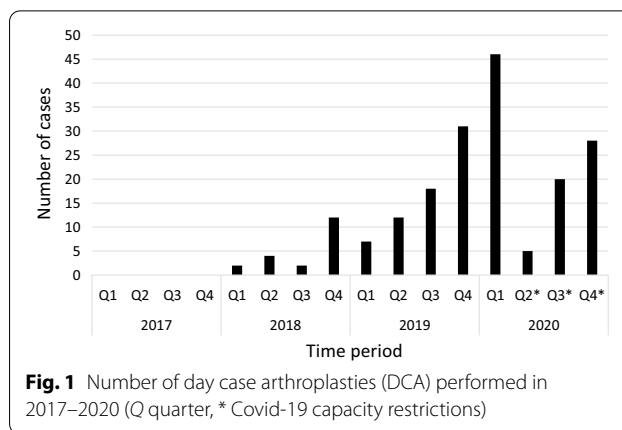


Fig. 1 Number of day case arthroplasties (DCA) performed in 2017–2020 (Q quarter, * Covid-19 capacity restrictions)

Table 3 Same day discharge (SDD) rates of 200 hip and knee arthroplasties

| Surgery | Booked (n) | SDD (n) | Rate (%) |
|---------|------------|---------|----------|
| THA | 94 | 72 | 76 |
| TKA | 60 | 53 | 88 |
| UKA | 46 | 41 | 89 |
| Total | 200 | 166 | 83 |

THA total hip arthroplasty, TKA total knee arthroplasty, UKA unicondylar knee arthroplasty

calculated between the number of day cases performed and decrease of LOS and increase of rate in 1-night stay discharges of inpatient arthroplasties in the same time period. $R > 0.5$ or < -0.5 was set for strong correlation.

Results

75 patients had uncemented and 19 received hybrid THA while 60 patients received cemented TKA and 46 medial, cemented fixed bearing UKA. Number of DCAs performed over the study period are presented in Fig. 1.

Same day discharge (SDD) rate

Out of 200 patients booked as day case, 166 went home the same day (83%). Knee arthroplasties had better SDD rates than hips (Table 3). All but two of overnight stayers went home the next day. Details and reasons for overnight stays are listed in Table 4.

Readmissions, complications

No patients were lost to follow up, all readmissions and complications were recorded. Five readmissions occurred within 6-weeks (3%). One THA for minor oozing from surgical wound, two TKA patients with suspected but unconfirmed surgical site infection (SSI) and with cellulitis on lower leg and one UKA for poor pain control. One

Table 4 Reasons for unplanned overnight stays of day case arthroplasties (DCA)

| Reasons | THA (n) | UKA (n) | TKA (n) | Total (n) |
|--------------------------------------|---------|---------|---------|-----------|
| Lack of confidence or patient choice | 5 | 1 | 2 | 8 |
| Fainting (vasovagal) | 7 | 0 | 0 | 7 |
| Urinary retention | 4 | 2 | 0 | 6 |
| Late resolution of spinal | 3 | 1 | 2 | 6 |
| Tachycardia | 2 | 0 | 1 | 3 |
| pain management | 1 | 0 | 0 | 1 |
| Wound ooze | 0 | 0 | 2 | 2 |
| Hypertension | 0 | 1 | 0 | 1 |
| Total | 22 | 5 | 7 | 34 |

THA total hip arthroplasty, TKA total knee arthroplasty, UKA unicondylar knee arthroplasty

TKA patient was readmitted with partial, treatable pulmonary embolism 7 days postoperatively (0.6%).

Satisfaction rate

Three patients would have preferred overnight stay while 163 were satisfied and would undergo DCA again (98% satisfaction rate).

Inpatient arthroplasty rates

Rate of 1-night stay of inpatients increased to around 60% from 14% prior to DCA within a few months after achieving high case numbers and this discharge rate was sustained to the end of observation period. The average LOS of inpatient arthroplasties reduced to 1.8 days from 2.3 days (22% reduction) in the same time span (Figs. 2 and 3). Correlation coefficient calculation showed strong correlation between number of day cases performed and reduction of LOS ($r = -0.86$) and increase of 1-night stays ($r = 0.83$) of inpatient arthroplasties.

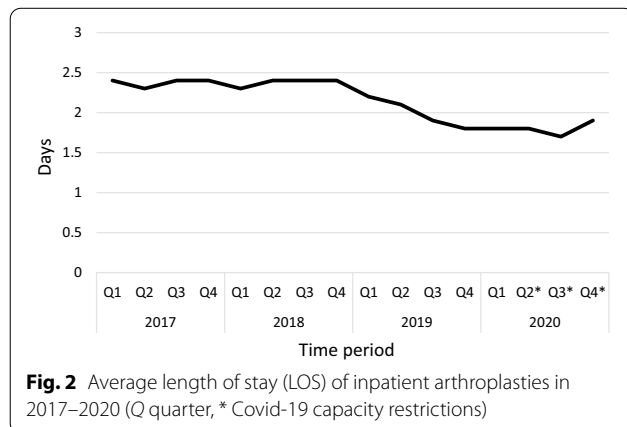


Fig. 2 Average length of stay (LOS) of inpatient arthroplasties in 2017–2020 (Q quarter, * Covid-19 capacity restrictions)

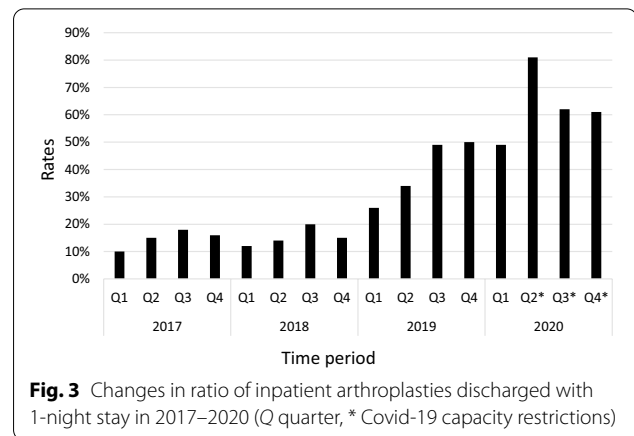


Fig. 3 Changes in ratio of inpatient arthroplasties discharged with 1-night stay in 2017–2020 (Q quarter, * Covid-19 capacity restrictions)

Discussion

In the selection process, choosing patients with appropriate motivation for early discharge is essential [6, 21, 22]. Lack of awareness and low level of confidence in DCA within the patient cohort populations has been shown to be a barrier to allocate otherwise eligible patients to SDD [23]. Our experience was consistent with these findings, high proportion of potential hip and knee replacement patients were unaware of and reluctant to accept the day case option when seen at pre-operative assessment. For this reason, we only selected those from medically eligible patients for the DCA pathway who showed strong motivation and family support to go home the same day.

The overall SDD rate was 83% and knee arthroplasties had higher rates (88% for TKA and 89% for UKA) than THAs (76%). Postoperative anaemia and need of blood transfusion after joint replacements are usually among the main causes of delayed hospital discharges [24]. Patients in our series were optimized for preoperative haemoglobin, intraoperative blood loss was minimized by tranexamic acid, thorough haemostasis and short operating time. As a result, postoperative anaemia was not a reason for failure to discharge the same day. This finding is consistent with literature reports concluding that perioperative blood management plan should be integral part of fast-track pathways and is a key factor in the success of early discharges [25]. Postoperative pain was well controlled in each group and was an uncommon reason of failure to discharge (1 patient only). This observation is somewhat contradictory to previous publications which have reported pain and lack of mobilization to be significant obstruction to early discharge of knee replacements [26, 27]. Potential explanation for this difference may be that these studies did not use adductor (Hunter’s) canal block for knee arthroplasties which was part of our protocol. It resulted in excellent pain control without motor deficit and allowed for early mobilization.

The most important medical reason for overnight stays was orthostatic hypotension exclusively in THA group which is a well-documented untoward event during post-operative mobilization of hip arthroplasties [28, 29]. The lack of this phenomenon in cases of knee arthroplasties may be another factor that explains better SDD rate of knees in our series in contrast to previous studies [8, 30].

Our SDD rates are in line with the published rates of unplanned overnight stays which range from 75 to over 99% [31–34].

Readmissions comprised 3% of DCAs consistent with recent European studies [16] as well as with reports published on large overseas patient cohorts [4, 17, 35–37]. There was only one readmission (0.6%) due to a serious complication; a TKA patient with partial pulmonary embolism 7 days after index procedure. This patient had been mobilized per protocol, had no preoperative risk factor for VTE and our root cause analysis could not identify association with SDD. Within 24 h, we had one readmission for wound ooze while the rest of hospitalisations were unrelated to SDD as similar causes, like suspected SSI, commonly warrant repeated admissions with inpatient arthroplasties as well [38].

In addition to low readmission and complication rates, day cases were associated with very high satisfaction rates (98%) which indicates that our outcomes are consistent with the overwhelming majority of reported case series and meta-analysis and support the opinion that DCA is feasible, safe and highly satisfactory option for suitable patient cohorts in both outpatient and inpatient settings [3, 12–14, 16, 34, 39, 40].

Another affirmative consequence of DCAs treated in the arthroplasty ward was the shortening of LOS over the entire cohort of patients within the traditional inpatient pathway. Shortening of hospital stay with arthroplasties has been a general trend worldwide [41, 42], but the observation of a rapid, simultaneous reduction in LOS with the increase of DCA patient cohort has not been reported before. Prior to introduction of SDD and during the low volume pilot phase, rate of 1-night stays was constantly approximating 15%, with inpatient LOS at 2.3 days. In parallel with the surge of DCA numbers, fast increase of next day discharges to 60% and decrease of LOS to 1.8 days on the inpatient pathway was noticed and maintained during the entire observation period even when day case numbers dropped considerably because of Covid capacity restrictions (Figs. 1, 2 and 3). The strong correlation was verified by Pierson coefficient as well. Outpatient-based arthroplasty has been reported more time efficient, patients spend about 30% less time in the unit compared to day cases treated at an inpatient ward. Apart from differences in comfort conditions and the higher staff-patient ratio, this is generally attributed

to attentive teams working fully focused toward early discharge at a separated outpatient department [14, 18]. In our ward set up, we assigned dedicated but non-exclusive staff to treat day cases and eventually our entire ward team became skilled in and confident with the day case rehabilitation protocol. The inevitable split of attention of shared medical and physiotherapy teams may have slightly extended hospital stay of day cases with a few hours but appeared to boost earlier discharges on the inpatient pathway. As the main differences in post-operative rehabilitation were swifter mobilization, more intense and time-sensitive medical observation of day cases, we hypothesize that success of SDD protocol inspired the ward teams to adopt similar practices on the inpatient pathway thus helping medically fit patients achieve discharge criteria earlier. On the other hand, a larger subset of inpatients may have felt empowered to engage with fast-track regime by witnessing first-hand the rapid progression of day cases. It appears that supplementing our physiotherapy and medical team skills with day case management routine has improved their efficacy and contributed to acceleration of inpatient recovery.

We believe that this pleiotropic effect is an important observation as it demonstrates that in addition to significant financial benefits of DCA alone [15], the shortening of inpatient stay may offer further cost savings and capacity relief for hospitals where significant number of beds are reserved for elective arthroplasties.

Strength of our study is that, compared with the European standards, our case numbers are high, thus adding to the literature data regarding safety of SDD arthroplasty. Our study presents a new finding namely, that treating SDD patients mixed with traditional arthroplasties in the same ward may facilitate shorter hospitalisation of inpatients.

This study has weaknesses including lack of matched inpatient group and longer than 6 weeks follow up with validated outcome measures.

Conclusions and novelty

In summary we conclude that SDD hip and knee replacements for selected patients can safely be introduced in an orthopaedic ward with established fast-track protocol and as an additional benefit, LOS of traditional inpatient arthroplasties may reduce.

Abbreviations

ASC: Ambulatory Surgical Centre; ASA: American Society of Anesthesiologists; BMI: Body mass index; DCA: Day case arthroplasty; HOSD: Hospital outpatient surgery department; SDD: Same day discharge; LIA: Local infiltration analgesia; LOS: Length of stay; SSI: Surgical site infection; THA: Total hip arthroplasty; TKA: Total knee arthroplasty; UKA: Unicompartmental knee arthroplasty; VTE: Venous thromboembolism; Q: Quarter.

Author's contribution

All authors contributed to the study conception and design. Material preparation, data collection and analysis were performed by [Gyorgy Lovasz], [Ferenc Toth, John Va Faye] and [Attila Aros, Marco La Malfa]. The first draft of the manuscript was written by [Gyorgy Lovasz] and all authors commented on previous versions of the manuscript. All authors read and approved the final manuscript.

Funding

The study did not receive additional external or internal funding to the standard NHS tariff for joint arthroplasty episode of care. No funding was received to assist with the preparation of this manuscript. No funding was received for conducting this study. No funds, grants or other support was received.

Availability of data and material

Corresponding authors confirms that summary of all data are included in the manuscript. Details are available upon request.

Declarations

Ethics approval and consent to participate

As this effort was an observational study, ethics committee approval was not required.

Consent to participate

The manuscript does not contain patient identifiable or personal information thus no consent is required for participation or publishing.

Consent for publication

All authors consent to submission of this manuscript to Journal of Orthopaedic Surgery and Research.

Competing interests

On behalf of all authors, the corresponding authors states that there is no conflict of interest or competing interest related to this manuscript.

Author details

¹Practice Plus Group Hospital Barlborough, 2 Lindrick Way, Barlborough S43 4XE, Chesterfield, UK. ²The Royal Orthopaedic Hospital NHS Foundation Trust, Birmingham, UK.

Received: 5 August 2021 Accepted: 21 September 2021

Published online: 11 October 2021

References

- Berger RA, Sanders SA, Thill ES, Sporer SM, Della Valle CJ. Newer anaesthesia and rehabilitation protocols enable outpatient hip replacement in selected patients. *Clin Orthop Relat Res*. 2009;467:1424–30. <https://doi.org/10.1007/s11999-009-0741-x>.
- Berger RA, Kusuma SK, Sanders SA, Thill ES, Sporer SM. The feasibility and perioperative complications of outpatient knee arthroplasty. *Clin Orthop Relat Res*. 2009;467(6):1443–9. <https://doi.org/10.1007/s11999-009-0736-7>.
- Courtney PM, Boniello AJ, Berger RA. Complications following outpatient total joint arthroplasty: an analysis of a national database. *J Arthroplasty*. 2017;32(5):1426–30. <https://doi.org/10.1016/j.arth.2016.11.055>.
- Berend ME, Lackey WG, Carter JL (2018) Outpatient-focused joint arthroplasty is the future: the Midwest Center for Joint Replacement experience. *J Arthroplasty*. 2018;33(6):1647–8. <https://doi.org/10.1016/j.arth.2018.02.002>.
- Kelly MP, Calcins TE, Culvern C, Kogan M, Della Valle CJ. Inpatient versus outpatient hip and knee arthroplasty: which has higher patient satisfaction? *J Arthroplasty*. 2018;33(11):3402–6. <https://doi.org/10.1016/j.arth.2018.07.025>.
- Meneghini R, Gibson W, Halsey D, Padgett D, Berend K, Della Valle CJ. The American Association of Hip and Knee Surgeons, Hip Society, Knee Society, and American Academy of Orthopaedic Surgeons Position statement on outpatient joint replacement. *J Arthroplasty*. 2018;33(12):3599–601. <https://doi.org/10.1016/j.arth.2018.10.029>.
- Beard DJ, Murray DW, Rees JL, Price AJ, Dodd CAF. Accelerated recovery for unicompartmental knee replacement—a feasibility study. *Knee*. 2002;9(3):221–4. [https://doi.org/10.1016/S0968-0160\(02\)00016-9](https://doi.org/10.1016/S0968-0160(02)00016-9).
- Hartog YM, Mathijssen NMC, Vehmeijer SBW. Total hip arthroplasty in an outpatient setting in 27 selected patients. *Acta Orthop*. 2015;86(6):667–70. <https://doi.org/10.3109/17453674.2015.1066211>.
- Thienpont E, Lavand'homme P, Kehlet H. The constraints on day-case total knee arthroplasty: the fastest fast track. *Bone Joint J*. 2015;97-B(10 Suppl A):40–4. <https://doi.org/10.1302/0301-620X.97B10.36610>.
- Bradley B, Middleton S, Davis N, Williams M, Stocker M, Hockings M, Isaac DL. Discharge on the day of surgery following unicompartmental knee arthroplasty within the United Kingdom NHS. *Bone Joint J*. 2017;99-B(6):788–92. <https://doi.org/10.1302/0301-620X.99B6.BJJ-2016-0540.R2>.
- Kort NP, Bemelmans YFL, Schotanus MGM. Outpatient surgery for unicompartmental knee arthroplasty is effective and safe. *Knee Surg Sports Traumatol Arthrosc*. 2017;25(9):2659–67. <https://doi.org/10.1007/s00167-015-3680-y>.
- Gromov K, Kjærsgaard-Andersen P, Revald P, Kehlet H, Husted H. Feasibility of outpatient total hip and knee arthroplasty in unselected patients. A prospective 2-center study. *Acta Orthop*. 2017;88(5):516–21. <https://doi.org/10.1080/17453674.2017.1314158>.
- Coenders MJ, Mathijssen NMC, Vehmeijer SBW. Three and a half years' experience with outpatient total hip arthroplasty. *Bone Joint J*. 2020;102-B(11):82–9.
- Husted C, Gromov K, Hansen HK, Troelsen A, Kristensen BB, Husted H. Outpatient total hip or knee arthroplasty in ambulatory surgery center versus arthroplasty ward: a randomized controlled trial. *Acta Orthop*. 2020;91(1):42–7. <https://doi.org/10.1080/17453674.2019.1686205>.
- Husted H, Kristensen BB, Andreassen SE, Skovgaard Nielsen C, Troelsen A, Gromov K. Time-driven activity-based cost of outpatient total hip and knee arthroplasty in different set-ups. *Acta Orthop*. 2018;89(5):515–21. <https://doi.org/10.1080/17453674.2018.1496309>.
- Gromov K, Jørgensen CC, Petersen PB, Kjærsgaard-Andersen P, Revald P, Troelsen A, Kehlet H, Husted H. Complications and readmissions following outpatient total hip and knee arthroplasty: a prospective 2-center study with matched controls. *Acta Orthop*. 2019;90(3):281–5. <https://doi.org/10.1080/17453674.2019.1577049>.
- Carey K, Morgan JR, Lin MY, Kain MS, Creevy WR. Patient outcomes following total joint replacement surgery: a comparison of hospitals and ambulatory surgery centres. *J Arthroplasty*. 2020;35(1):7–11. <https://doi.org/10.1016/j.arth.2019.08.041>.
- Gibson E, Parvataneni HK, Prieto HA, Photos LL, Stone WZ, Gray CF. Outpatient knee arthroplasty: Is it economically feasible in the hospital setting? *Arthroplasty Today*. 2020;6:231–5. <https://doi.org/10.1016/j.artd.2020.02.004>.
- Busch CA, Shore BJ, Bhandari R, Ganapathy S, MacDonald SJ, Bourne RB, Rorabeck CH, McCalden RW. Efficacy of periarticular multimodal drug injection in total knee arthroplasty: a randomized trial. *J Bone Joint Surg*. 2006;88-A:959–63. <https://doi.org/10.2106/JBJS.E.00344>.
- Kerr DR, Kohan L. Local infiltration analgesia: a technique for the control of acute postoperative pain following knee and hip surgery: a case study of 325 patients. *Acta Orthop*. 2008;79(2):174–83. <https://doi.org/10.1080/17453670710014950>.
- Berger RA, Sanders S, Gerlinger T, Della Valle C, Jacobs JJ, Rosenberg AG. Outpatient total knee arthroplasty with minimally invasive technique. *J Arthroplasty*. 2005;20(Suppl 3):33–8. <https://doi.org/10.1016/j.arth.2005.05.021>.
- Klein GR, Posner JM, Levine HB, Hartzband MA. Same day total hip arthroplasty performed at an Ambulatory Surgical Center: 90-day complication rate on 549 patients. *J Arthroplasty*. 2017;32(4):1103–6. <https://doi.org/10.1016/j.arth.2016.10.013>.
- Meneghini RM, Ziemba-Davis M. Patient perceptions regarding outpatient hip and knee arthroplasties. *J Arthroplasty*. 2017;32(9):2701–5. <https://doi.org/10.1016/j.arth.2017.04.006>.
- Pitter FT, Jørgensen CC, Lindberg-Larsen M, Kehlet H. Postoperative morbidity and discharge destinations after fast-track hip and knee arthroplasty in patients older than 85 years. *Anesth Analg*. 2016;122(6):1807–15. <https://doi.org/10.1213/ANE.0000000000001190>.

25. Pennestrii F, Maffulli N, Sirtori P, Perazzo P, Negrini F, Banfi G, Peretti GM. Blood management in fast-track orthopedic surgery: an evidence-based narrative review. *J Orthop Surg Res*. 2019;14:263. <https://doi.org/10.1186/s13018-019-1296-5>.
26. Jensen CB, Troelsen A, Nielsen CS, Otte NKS, Husted H, Gromov K. Why are patients still in hospital after fast-track, unilateral unicompartmental knee arthroplasty. *Acta Orthop*. 2020;91(4):433–8. <https://doi.org/10.1080/17453674.2020.1751952>.
27. Husted H, Lunn TH, Troelsen A, Gaarn-Larsen L, Kristensen BB, Kehlet H. Why still in hospital after fast-track hip and knee arthroplasty? *Acta Orthop*. 2011;82:679–84. <https://doi.org/10.3109/17453674.2011.636682>.
28. Jans Ø, Bundgaard-Nielsen M, Solgaard S, Johansson PI, Kehlet H. Orthostatic intolerance during early mobilization after fast-track hip arthroplasty. *Br J Anaesth*. 2012;108(3):436–43. <https://doi.org/10.1093/bja/aer403>.
29. Skarin MU, Rice DA, McNair PJ, Kluger MT. Orthostatic intolerance following hip arthroplasty. *Eur J Anaesthesiol*. 2019;6:123–9. <https://doi.org/10.1097/EJA.0000000000000940>.
30. Husted CE, Husted H, Ingelsrud LH, Nielsen CS, Troelsen A, Gromov K. Are functional outcomes and early pain affected by discharge on the day of surgery following total hip and knee arthroplasty? *Acta Orthop*. 2021;92:62–6. <https://doi.org/10.1080/17453674.2020.1836322>.
31. Goyal N, Chen AF, Padgett SE, Tan TL, Kheir MM, Hopper RH Jr, Hamilton WG, Hozack WJ. Otto Aufranc Award: a multicenter, randomized study of outpatient versus inpatient total hip arthroplasty. *Clin Orthop Relat Res*. 2017;475:364–72. <https://doi.org/10.1007/s11999-016-4915-z>.
32. Toy PC, Fournier MN, Throckmorton TW, Mihalko WM. Low rates of adverse events following ambulatory outpatient total hip arthroplasty at a free-standing surgery center. *J Arthroplasty*. 2018;33(1):46–50. <https://doi.org/10.1016/j.arth.2017.08.026>.
33. Hoffmann JD, Kusnezov NA, Dunn JC, Zarkadis NJ, Goodman GP, Berger RA. The shift to same-day outpatient joint arthroplasty: a systematic review. *J Arthroplasty*. 2018;33:1265–74. <https://doi.org/10.1016/j.arth.2017.11.027>.
34. Jaibaji M, Volpin A, Haddad FS, Konan S. Is outpatient arthroplasty safe? A systematic review. *J Arthroplasty*. 2020;35:1941–9. <https://doi.org/10.1016/j.arth.2020.02.022>.
35. Pugely AJ, Callaghan JJ, Martin CT, Cram P, Gao Y. Incidence of and risk factors for 30-day readmission following elective primary total joint arthroplasty: analysis from the ACS-NSQIP. *J Arthroplasty*. 2013;28:1499–504. <https://doi.org/10.1016/j.arth.2013.06.032>.
36. Berend KR, Lombardi AV, Berend ME, Adams JB, Morris MJ. The outpatient total hip arthroplasty: a paradigm change. *Bone Joint J*. 2018;100-B(1 Suppl A):31–5. <https://doi.org/10.1302/0301-620X.100B1.BJJ-2017-0514.R1>.
37. Lan RH, Samuel LT, Grits D, Kamath AF. Contemporary outpatient arthroplasty is safe compared with inpatient surgery: a propensity score-matched analysis of 574,375 procedures. *J Bone Joint Surg*. 2021;103(7):593–600. <https://doi.org/10.2106/JBJS.20.01307>.
38. Saucedo JM, Marecek GS, Wanke TR, Lee J, Stulberg SD, Puri L. Understanding readmission after primary total hip and knee arthroplasty Who's at risk? *J Arthroplasty*. 2014;29(2):256–60. <https://doi.org/10.1016/j.arth.2013.06.003>.
39. Vehmeijer SBW, Husted H, Kehlet H. Outpatient total hip and knee arthroplasty. Facts and challenges. *Acta Orthop*. 2018;89(2):141–4. <https://doi.org/10.1080/17453674.2017.1410958>.
40. Xu J, Cao JY, Chaggar GS, Negus JJ. Comparison of outpatient versus inpatient total hip and knee arthroplasty: a systematic review and meta-analysis of complications. *J Orthop*. 2020;17:38–43. <https://doi.org/10.1016/j.jor.2019.08.022>.
41. Burn E, Edwards CJ, Murray DW, Silman A, Cooper C, Arden NK, Pinedo-Villanueva R, Prieto-Alhambra D. Trends and determinants of length of stay and hospital reimbursement following knee and hip replacement: evidence from linked primary care and NHS hospital records from 1997 to 2014. *BMJ Open*. 2018;8: e019146. <https://doi.org/10.1136/bmjopen-2017-019146>.
42. Husted H, Jensen CM, Solgaard S, Kehlet H. Reduced length of stay following hip and knee arthroplasty in Denmark 2000–2009: from research to implementation. *Arch Orthop Trauma Surg*. 2012;132:101–4. <https://doi.org/10.1007/s00402-011-1396-0>.

Publisher's Note

Springer Nature remains neutral with regard to jurisdictional claims in published maps and institutional affiliations.

Ready to submit your research? Choose BMC and benefit from:

- fast, convenient online submission
- thorough peer review by experienced researchers in your field
- rapid publication on acceptance
- support for research data, including large and complex data types
- gold Open Access which fosters wider collaboration and increased citations
- maximum visibility for your research: over 100M website views per year

At BMC, research is always in progress.

Learn more biomedcentral.com/submissions

