

# On the estimates of the ring current injection and decay

P. Ballatore<sup>1</sup> and W. D. Gonzalez<sup>2</sup>

<sup>1</sup>*Istituto di Scienza e Tecnologie dell'Informazione, National Research Council, Via Moruzzi, 1-56124 Pisa, Italy*

<sup>2</sup>*National Institute for Space Research (INPE), São José dos Campos, Brazil*

(Received February 13, 2003; Revised June 23, 2003; Accepted August 7, 2003)

In the context of the space weather predictions, forecasting ring current strength (and of the *Dst* index) based on the solar wind upstream conditions is of specific interest for predicting the occurrence of geomagnetic storms. In the present paper, we have studied separately its two components: the *Dst* injection and decay. In particular, we have verified the validity of the Burton's equation for estimating the ring current energy balance using the equatorial electric merging field instead of the original parameter  $V B_s$  ( $V$  is the solar wind speed and  $B_s$  is the southward component of the Interplanetary Magnetic Field, *IMF*). Then, based on this equation, we have used the phase-space method to determine the best-fit approximations for the ring current injection and decay as functions of the equatorial merging electric field ( $E_m$ ). Results indicate that the interplanetary injection is statistically higher than in previous estimations using  $V B_s$ . Specifically, weak but not-null ring current injection can be observed even during northward *IMF*, when previous studies considered it to be always zero. Moreover, results about the ring current decay indicate that the rate of *Dst* decay is faster than its predictions derived by using  $V B_s$ . In addition, smaller quiet time ring current and solar wind pressure corrections are contributing to *Dst* estimates obtained by  $E_m$  instead of  $V B_s$ . These effects are compensated, so that the statistical *Dst* predictions using the equatorial electric merging field or using  $V B_s$  are about equivalent.

**Key words:** Magnetospheric physics, ring current, modeling and forecasting.

## 1. Introduction

Forecasting the geomagnetic activity and the occurrence of geomagnetic storms are considered as one of the main goals in recent space weather investigations. The most commonly used index of geomagnetic storms is the *Dst* index. Therefore *Dst* forecasting has been widely attempted and accurate *Dst* estimates can be presently computed based on interplanetary space observations (O'Brien and McPherron, 2000a).

The *Dst* index is derived from the perturbations of the horizontal component of the geomagnetic field as measured by mid-latitude (or latitudes at about 20°–30° from the *CGM*, Corrected GeoMagnetic, equator) ground stations and it is expressed in units nT. It represents the westward ring current formed around the Earth and associated with the occurrence of the geomagnetic storms (Mayaud, 1980; Gonzalez *et al.*, 1994). In particular, the energy of the ring current is carried by energetic ions injected into the magnetosphere powered by the mechanisms of reconnection between the interplanetary magnetic field (*IMF*) and the magnetospheric field. Generally, reconnection occurs when the two fields have opposite directions. At the sub-solar point, this occurs when the *IMF* is directed southward (in the *GSM* coordinate system). Therefore the ring current energy input is considered proportional to the upstream parameter  $V B_s$ , where  $V$  is the solar wind speed and  $B_s$  is the southward *IMF*  $B_z$  component (Burton *et al.*, 1975). The original ring current energy

balance equation is:

$$\Delta Dst^*/\Delta t = Q - Dst^*/\tau \quad (1)$$

where  $\tau$  is the *Dst* decay time constant and  $Q$  is the ring current energy injection expressed as a linear function of  $V B_s$  (Burton *et al.*, 1975). In Eq. (1),  $Dst^*$  represents the *Dst* corrected by the effects of the solar wind pressure (or the associated magnetospheric currents) and the quiet time ring current

$$Dst^* = Dst - b P^{1/2} + c \quad (2)$$

where  $P$  is the solar wind pressure and  $b$  and  $c$  are constants.

A review paper by O'Brien and McPherron (2000a) summarizes and compares previous results about *Dst* forecasts. The models presented in that paper are based on Eq. (1), which was originally reported by Burton *et al.* (1975). Each model has different parameters  $Q$ ,  $\tau$ ,  $b$  and  $c$  in Eqs. (1) and (2). Specifically, O'Brien and McPherron (2000b) considered  $Q$  and  $\tau$  as functions of  $V B_s$  and derived  $b$  and  $c$  (in Eq. (2)) to be 7.26 nT/nPa<sup>1/2</sup> and 11 nT, respectively. The  $Q$  function is different from zero (and in particular it is negative) only for  $V B_s > 0.49$  mV/m, when it is:

$$Q[\text{nT/h}] = -4.4 \cdot (V B_s[\text{mV/m}] - 0.49). \quad (3)$$

The decay rate,  $\tau$ , is a function of  $V B_s$  and it is:

$$\tau[\text{h}] = 2.4 e^{9.74/(4.69 + V B_s[\text{mV/m}])}. \quad (4)$$

Eqs. (3) and (4) give very good *Dst* forecasts according to Eqs. (1) and (2). Therefore these  $Q$  and  $\tau$  are considered, respectively, as the *effective* ring current interplanetary energy injection and decay. However it might be questioned

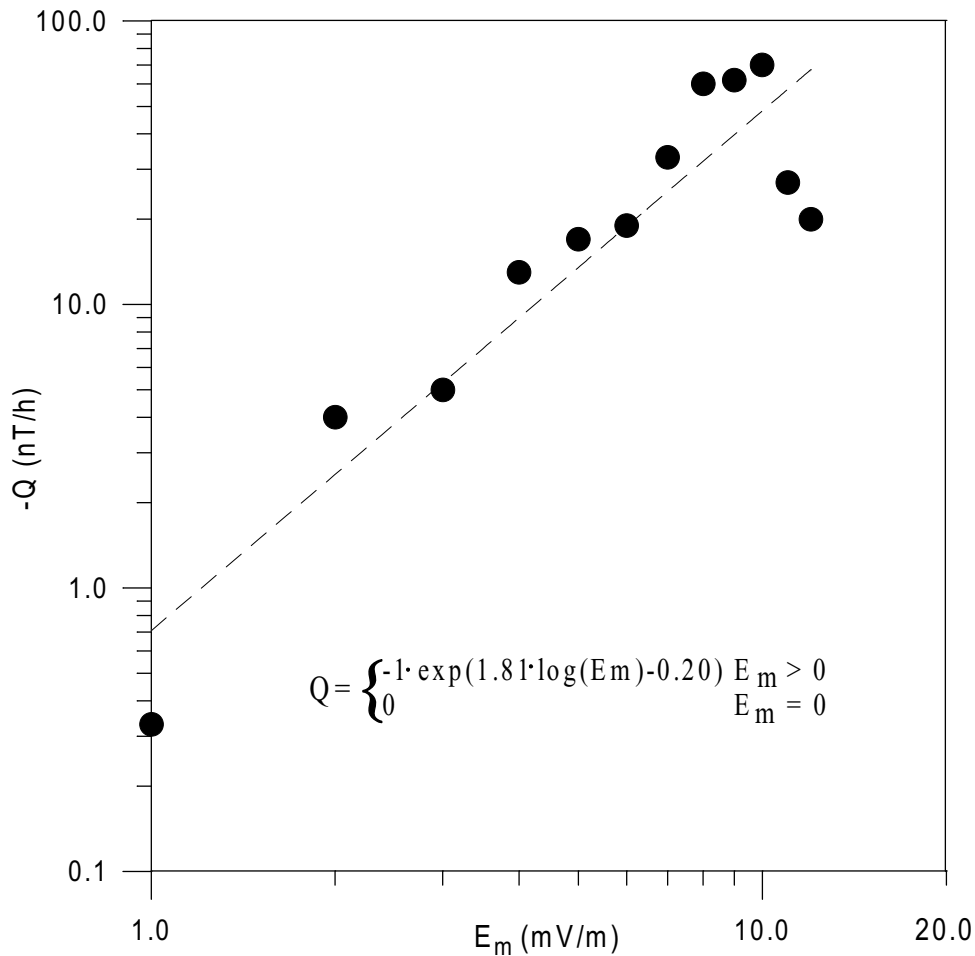


Fig. 1. Injection  $Q$  versus  $E_m$ .  $Q$  values are derived from linear fits to the phase space  $\Delta Dst$  vs.  $Dst$  for separate 1 mV/m  $E_m$  intervals; each point is shown at the center of the  $E_m$  interval to which it refers.

how much these *effective*  $Q$  and  $\tau$  differ from the real ones. In fact it is known that other quantities, besides the  $VB_s$  parameter, represent the interplanetary-magnetospheric reconnection. For example, in this paper we consider the equatorial projection of the merging electric field ( $E_m$ ), which represents the rectified reconnection electric field in the equatorial plane (Gonzalez, 1990). Specifically, the equatorial  $E_m$  takes into account effects due to the  $IMF$   $B_y$  component and the  $IMF$  clock angle so that contributions from the reconnections at the magnetospheric lobes are taken into account. In particular,  $E_m$  coincides with  $VB_s$  in the case of clock angle close to  $180^\circ$  or  $IMF$   $B_y \ll B_z$  with negative  $B_z$ .

The equatorial electric field considered here is (Kan and Lee, 1979; Akasofu, 1981):

$$E_m = VB_t \cdot \sin^2(\phi/2) \quad (5)$$

where  $B_t$  is the projection of the  $IMF$  on the  $Y$ - $Z$  plane (in  $GSM$  coordinate system) and  $\phi$  is the clock angle between  $B_t$  and the  $Z$ -axis (Kan and Lee, 1979).

This paper aims to look for the best approximations for the ring current injection and decay as functions of  $E_m$ . Conclusions are based on the comparison between the present results and previous findings of  $Q$  and  $\tau$  using  $VB_s$  instead of  $E_m$ .

## 2. Data Analysis and Observations

The time interval under investigation is the period since January 1, 1995 until December 31, 2000. For this period, the interplanetary data considered are the measurements of  $IMF$  components and  $V$  from the OMNI/NSSDC database. According to data availability, these measurements are from different satellites, mostly from WIND, but smaller amounts of the data are from IMP-8 and ACE. These measurements have been used to calculate the  $VB_s$  and  $E_m$  parameters.

A time delay is introduced between the ground based  $Dst$  index and the interplanetary data. This delay is chosen equal to 1-h in agreement with previous estimations of average delays between satellites and ground-based measurements (e.g., Ballatore *et al.*, 2001). It is worth mentioning that the 1-h delay is valid statistically, but not exactly at any specific time.

Using Eq. (1), we can calculate the offset and the slope of the linear best-fit for the scatter plots representing  $\Delta Dst$  vs.  $Dst$  and we can derive  $Q$  and  $\tau$  from the following equations

$$\text{offset} = Q \Delta t \quad (6)$$

$$\text{slope} = -\Delta t / \tau \quad (7)$$

Considering all the data together, the determination of the offset and slope of the best-fit are not statistically significant due to the large scatter of data. This is in agreement with

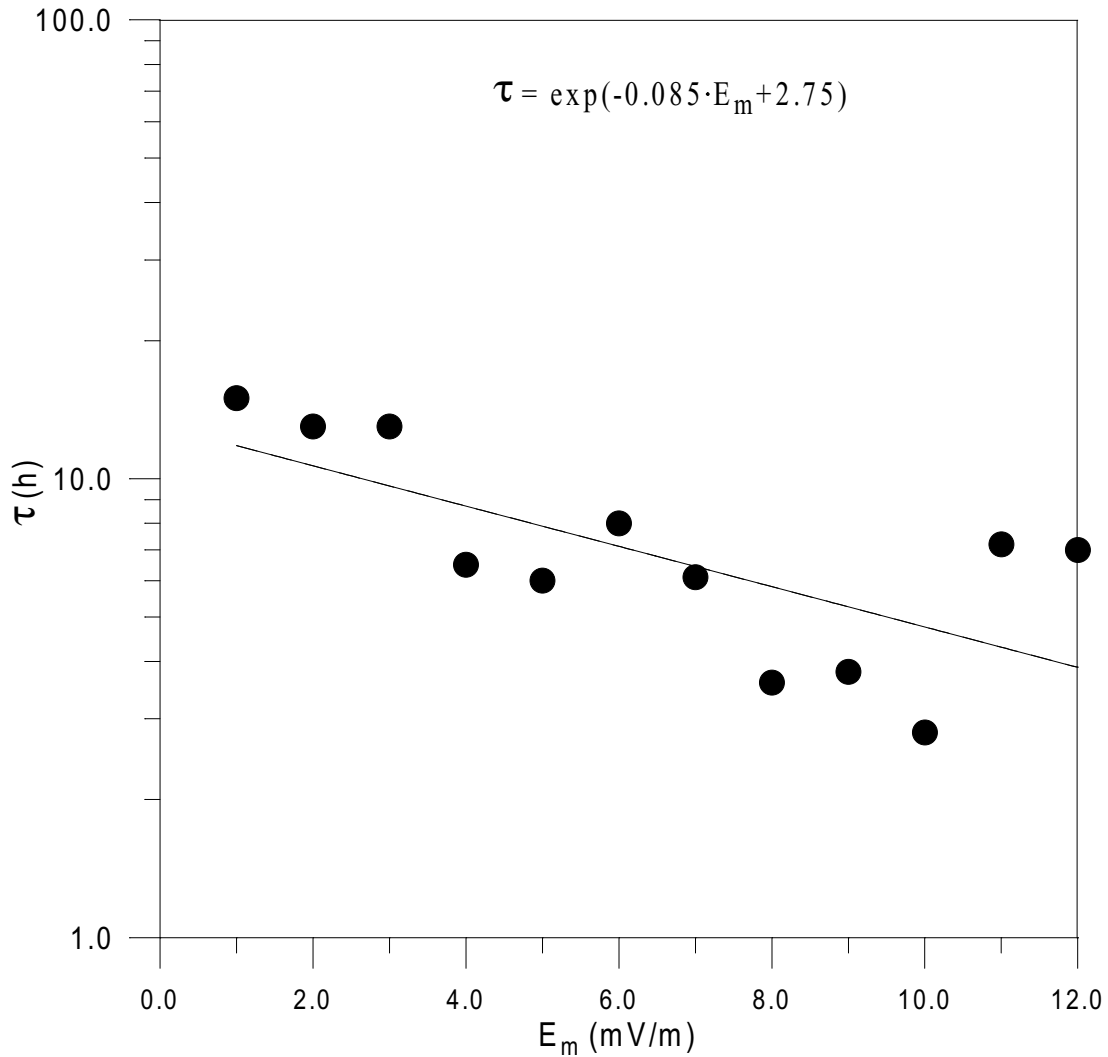


Fig. 2. Decay  $\tau$  versus  $E_m$ .  $\tau$  values are derived from linear fits to the phase space  $\Delta Dst$  vs.  $Dst$  for separate 1 mV/m  $E_m$  intervals; each point is shown at the center of the  $E_m$  interval to which it refers.

the important dependence of  $Q$  and  $\tau$  on the interplanetary parameters (e.g., Fenrich and Luhmann, 1998). However, if each scatter plot is limited only to data points with restricted intervals of  $VB_s$ , the best-fits obtained are significant, and  $Q$  and  $\tau$  estimations (from Eq. (6) and Eq. (7)) can be considered statistically significant too. Our procedure here is quite similar to that used by O'Brien and McPherron (2000b).

We have calculated the best-fits for the scatter plots  $\Delta Dst$  vs.  $Dst$  considering data separated in 1 mV/m intervals of  $E_m$ , starting from 0.05 mV/m until 12.5 mV/m. This is similar to the binning for separate  $VB_s$  intervals by O'Brien and McPherron (2000b), but they calculated the  $\Delta Dst$  vs.  $Dst$  best fits in each  $VB_s$  sub-set, after having further averaged these data in separate  $Dst$  bins. In our case, the linear best-fit correlations take into account each data point measured and are significant at a confidence level above 99.9% until  $E_m \sim 10.5$  mV/m. However, the best correlations are found for the intervals with  $E_m < 8$  mV/m, where most of the interplanetary data are observed. Above  $\sim 10.5$  mV/m, the confidence level for the best fits are  $< 99.0\%$ , due to the small number of data points involved. The  $Q$  and  $\tau$  derived from Eq. (6) and Eq. (7) are shown in Figs. 1 and 2 as functions of the

corresponding  $E_m$  (the data points are shown at the center of the 1 mV/m  $E_m$  interval to which they refer).

We have studied linear and non-linear fits in Figs. 1 and 2 between  $Q$  vs.  $E_m$  and  $\tau$  vs.  $E_m$ , respectively. The best-fits chosen for  $Q(E_m)$  and  $\tau(E_m)$  (reported on the plots) are the ones corresponding to the best correlation coefficients and the smallest residuals. The correlation coefficients for these two fits are 0.92 in Fig. 1 and 0.76 in Fig. 2 and correspond, respectively, to statistical confidence levels 99.9% and 99.2%. The possibility of defining quite significant best fits can be interpreted as the validity of Burton's equation (Eq. (1)) by using  $E_m$  instead of  $VB_s$ .

## 2.1 Ring current injection $Q$

While the best fit between  $VB_s$  and  $Q$  is linear (O'Brien and McPherron, 2000b), the best fit between  $E_m$  and  $Q$  is found to be a power law. This may suggest a strong relationship between the sub-solar point reconnection and the ring current energy input and a quite large magnetospheric/ionospheric re-processing of the ring current energy injection originated by magnetospheric lobe reconnections.

Previously, a similar non-linear relationship was found by Akasofu (1981), between the energy coupling  $\epsilon$  ( $\epsilon =$

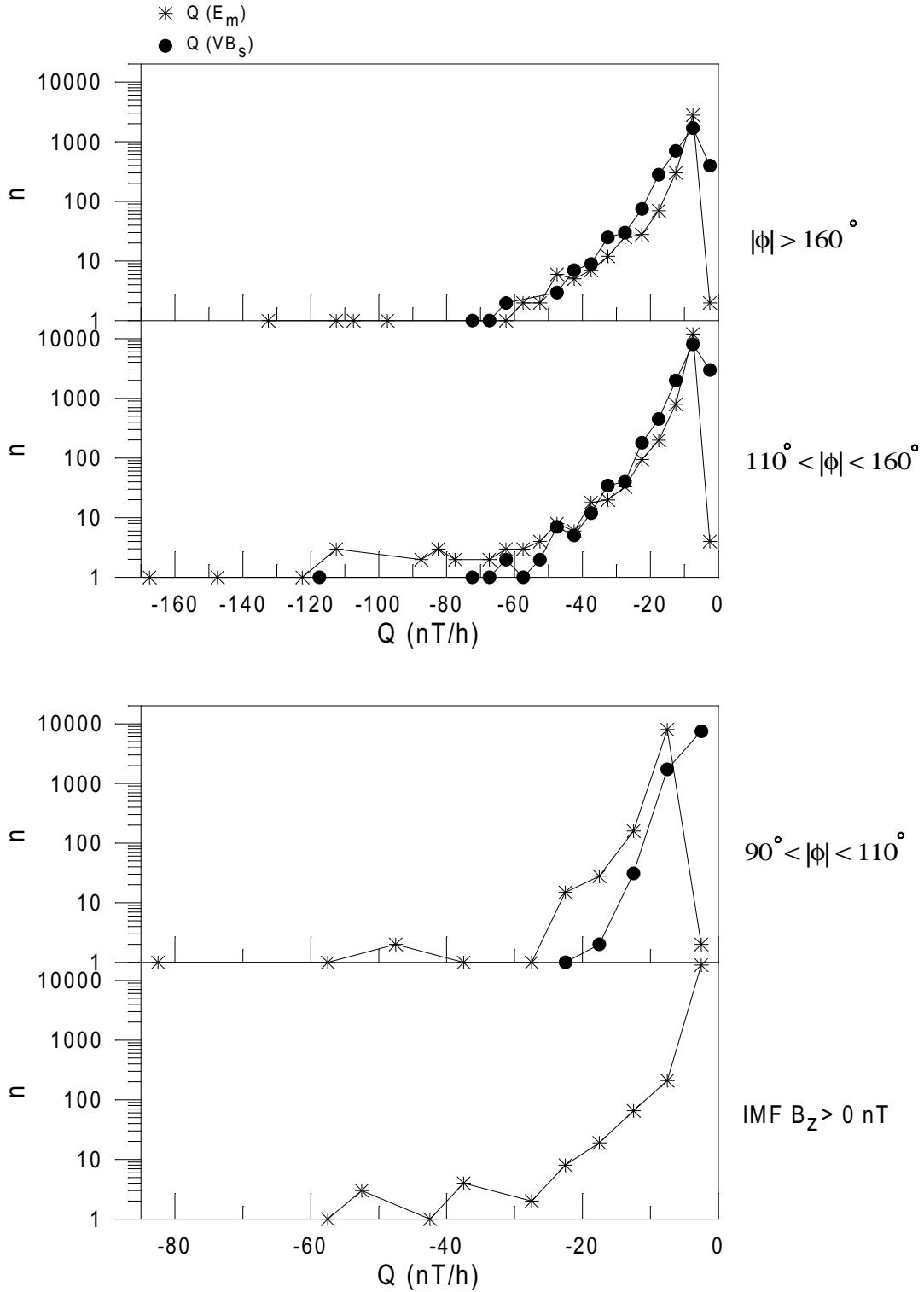


Fig. 3. Number of  $Q$  occurrences in the 5 nT/h intervals whose center is indicated on the abscissa. Each panel refers to periods when the clock angle was in the range indicated on the right. The bottom panel refers to periods of  $IMF B_z > 0$  nT.

$VB^2L^2 \sin^4(\phi/2)$ , where  $B$  is the module of the total  $IMF$  vector and  $L$  is a scale length at the magnetopause) and the  $Dst$  index. In this case, the best-fit was a second order polynomial function in  $\log(\epsilon)f$ . This was explained by considering that a more intense ring current forms closer to the Earth, where the atmosphere density increases exponentially.

We have studied a quantitative comparison between the function  $Q(VB_s)$  calculated according to O'Brien and

McPherron (2000b) and the  $Q(E_m)$  function given by:

$$\log(-Q(E_m))[\text{nT/h}] = 1.81 \cdot \log(E_m[\text{mV/m}]) - 0.2. \quad (8)$$

Results are shown in Fig. 3, where the number of occurrences of  $Q(E_m)$  and  $Q(VB_s)$  are reported for separate ranges of the  $IMF$  clock angle during negative  $IMF B_z$  (three top panels), and during northward  $IMF$  (bottom panel). In this figure, each point is illustrated at the center of the 5

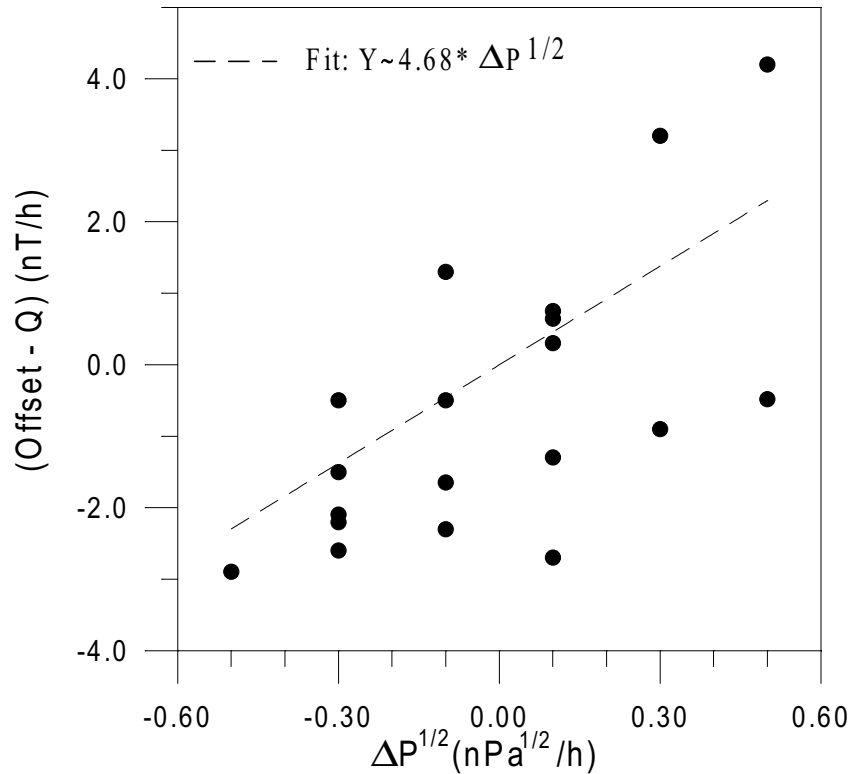


Fig. 4. Residual of phase space offsets minus the injection  $Q$  versus variations of the solar wind dynamic pressure  $P$ . The constant  $b$  in Eq. (2) is estimated by the slope of the fit and it is equal to 4.68.

nT/h  $Q$  interval to which it refers. It can be seen that the distribution of  $Q(VB_s)$  is clustered at zero, with maximum total occurrence (this total occurrence is the sum of the occurrence in the three upper panels of Fig. 3) in the range between  $-5$  nT/h and  $0$  nT/h. Differently, the distribution of  $Q(E_m)$  is shifted towards higher injection values, with maximum occurrence in the range between  $-10$  nT/h and  $-5$  nT/h for each one of the three upper panels in Fig. 3. The shift between  $Q(E_m)$  and  $Q(VB_s)$  is especially clear for  $IMF$  clock angle  $|\phi|$  closer to  $90^\circ$ , when the number of occurrences of  $Q(E_m)$  is always higher than  $Q(VB_s)$  for intervals of  $Q < -5$  nT/h.

The bottom panel of Fig. 3 shows the distribution of data points with  $Q(E_m)$  different from zero for periods with northward  $IMF$ , when  $Q(VB_s)$  is always equal to zero. Although, in this panel, most of the  $Q(E_m)$  occurrences are clustered towards zero, a significant percentage of data lies in the range  $(-25, 0)$  nT/h.

## 2.2 Ring current decay $\tau$

The rate of the ring current decay  $\tau$  calculated by O'Brien and McPherron (2000b) was based on the hypothesis that an increase in  $VB_s$  (i.e., during a higher magnetospheric convection electric field) is associated with a shift towards lower altitudes of the boundary between open and closed drift orbits. At lower altitudes the denser exosphere provides a more rapid charge exchange interactions, resulting in a more rapid decay of the ring current (O'Brien and McPherron, 2000b). In particular, it is assumed that  $\tau$  is related to the charge exchange lifetime,  $\tau \propto (n_H)^{-1}$ , where  $n_H$  is the density of hydrogen in the geocorona (Smith and Bewtra, 1978). In addition, the geocorona density falls with dis-

tance from the Earth,  $L$ , as  $n_H \propto e^{-L/L_0}$ , where  $L_0$  is a scale height determined by atmospheric and gravitational parameters (Smith and Bewtra, 1978). Therefore, O'Brien and McPherron (2000b) considered

$$\tau \propto e^{L/L_0} \quad (9)$$

where  $L$  is the distance from the Earth and  $L_0$  is the scale height mentioned above. Considering  $\Phi_0$  as the electric field strength proportional to the polar cap potential drop, results by Reiff *et al.* (1981) showed that

$$L^{-1} \propto \Phi_0 \quad (10)$$

And

$$\Phi_0 \propto (a' + VB_s) \quad (11)$$

So that

$$\tau(VB_s)[h] \propto e^{1/(a'+VB_s)}. \quad (12)$$

Equation (12) (O'Brien and McPherron, 2000b) roughly indicates that a decrease in  $\tau(VB_s)$  is associated with an increase in  $VB_s$ . Similarly, in our case, we find that a decrease in  $\tau(E_m)$  is associated with an increase in  $E_m$ , with the best functional form given by (see Fig. 2)

$$\log(\tau(E_m)[h]) = -0.085 \cdot E_m [\text{mV/m}] + 2.75. \quad (13)$$

Our comparison between  $\tau(E_m)$  and  $\tau(VB_s)$  shows that, for equivalent  $E_m$  and  $VB_s$ ,  $\tau(VB_s)$  is generally larger than  $\tau(E_m)$ , indicating a faster  $Dst$  decay associated to  $\tau(E_m)$ . In fact, for  $E_m$  or  $VB_s$  in the range  $(0, 12)$  mV/m,  $\tau(E_m)$  varies in the interval  $(14.88, 2.9)$  h while  $\tau(VB_s)$  varies in the interval  $(17.73, 4.29)$  h.

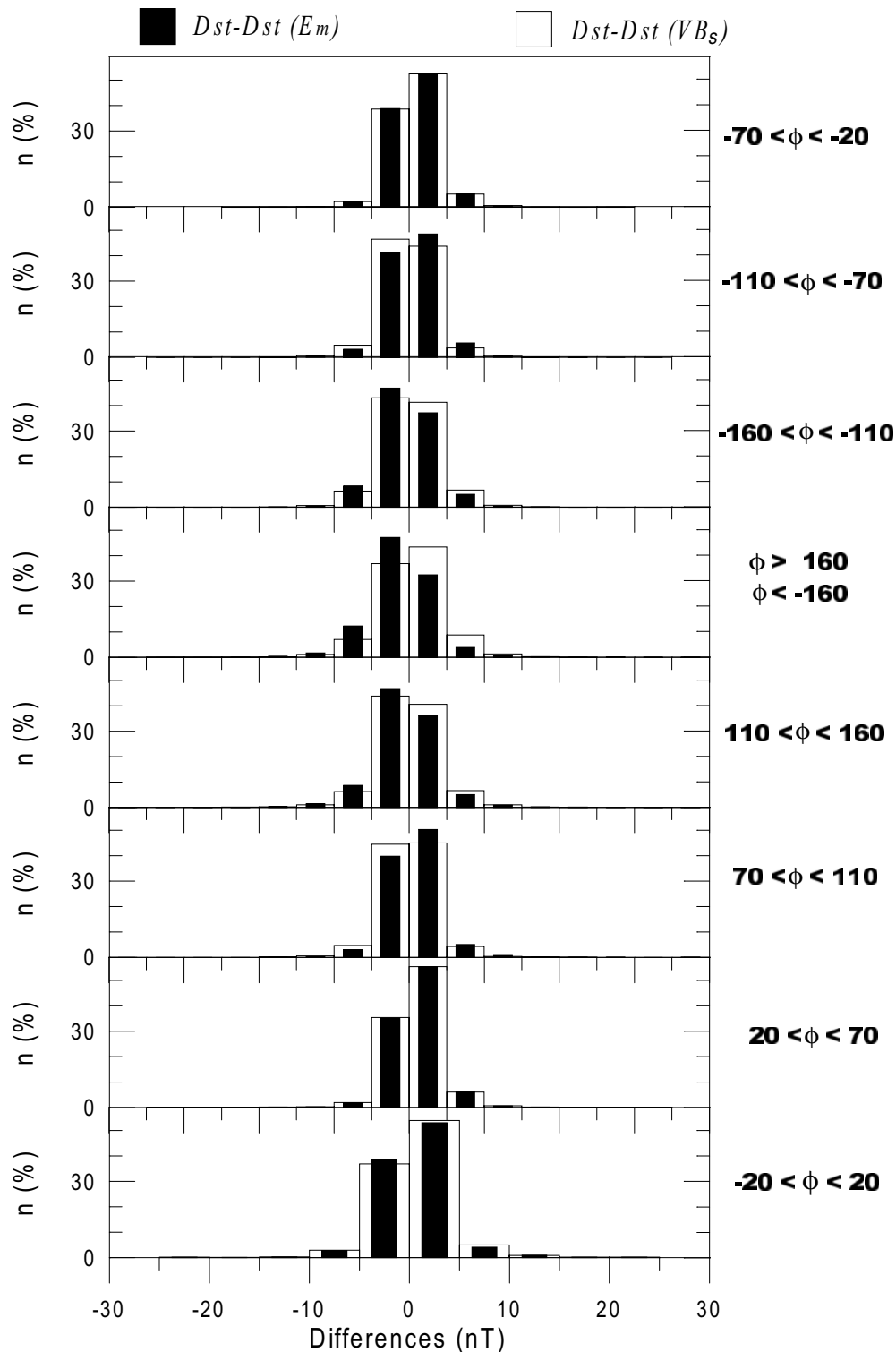


Fig. 5. Distributions of the differences  $Dst - Dst(E_m)$  and  $Dst - Dst(VB_s)$ . Each panel refers to periods when the clock angle lies as indicated at the right of the plot.

### 2.3 Pressure correction and quiet time ring current

The correction to  $Dst$ , introduced in Eq. (1) and related to the solar wind pressure  $P$ , takes into account the contribution of the ring current energy balance due to magnetospheric currents (e.g., Burton *et al.*, 1975; O'Brien and McPherson, 2000b). In order to estimate this pressure correction, we use a procedure quite similar to O'Brien and McPherson (2000b). For separate intervals of pressure variations,

the differences between the phase space best-fit offsets and  $Q(E_m)$  (given by Eq. (8)) are calculated for separate  $E_m$  intervals. In each pressure variation range, this is done for each  $E_m$  interval in which there is a relatively sufficient number of data points. In this case the definition of the offset given by Eq. (6) is extended to

$$\text{offset} - Q\Delta t = b \cdot \Delta P^{1/2}. \quad (14)$$

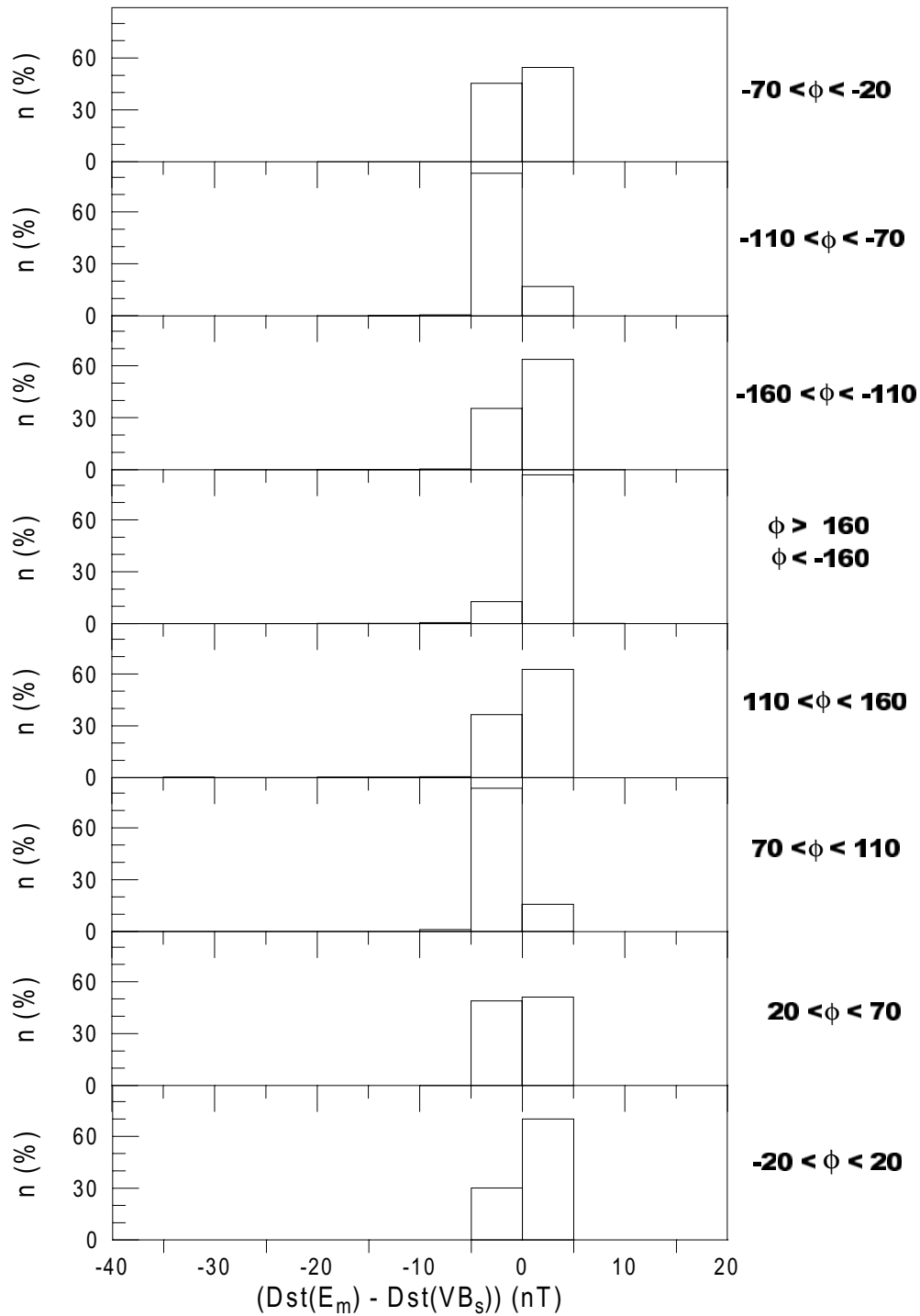


Fig. 6. Distribution of the differences  $Dst(E_m) - Dst(VB_s)$ . Each panel refers to periods when the clock angle lies as indicated at the right of each plot.

More specifically, 1h data points for the whole period 1995–2000 have been grouped for separate  $0.2 \text{ nPa}^{1/2}/\text{h}$  intervals of variation  $\Delta P^{1/2}$ . Then, separately for each of these groups, a procedure equal to that used for deriving Fig. 1 has been repeated to find the offsets for separate  $1 \text{ mV/m}$  intervals of  $E_m$ . Finally, the differences between these offsets (in units  $\text{nT/h}$ ) and  $Q(E_m)$  calculated from Eq. (8) have been found. We show these differences in Fig. 4 as functions of the center of the corresponding  $0.2 \text{ nPa}^{1/2}/\text{h}$  interval of  $\Delta P^{1/2}$ .

From Eq. (14) and the best-fit obtained in Fig. 4, we derive the coefficient  $b$  (that corresponds to  $b$  given in Eq. (2) and

Eq. (14)) as  $4.68 \text{ nT/nPa}^{1/2}$ , which is smaller than the value  $7.26 \text{ nT/nPa}^{1/2}$  derived using  $VB_s$  (O’Brien and McPherron, 2000b). The best fit chosen has a correlation coefficient equal to about 0.64 with 19 data points, corresponding to a statistical confidence level equal to about 99.5%.

To calculate the parameter  $c$  of the quiet time ring current correction (given by Eq. (2)), we make use of Eqs. (14) and (15) given by O’Brien and McPherron (2000b) and of the results from Fig. 4. In this way, we obtain a value of  $c$  equal to  $7.25 \text{ nT}$ . Similar to the case of  $b$ , our  $c$  is smaller than the value  $11 \text{ nT}$  calculated for  $VB_s$  (O’Brien and McPherron,

2000b) and it is also smaller than the original value of 20 nT, derived by Burton *et al.* (1975).

The fact that the estimates of  $b$  and  $c$  obtained by  $E_m$  are smaller than those previously derived by  $VB_s$  indicates smaller contributions from magnetopause currents due to the solar wind pressure and smaller level of the quiet time ring current. This might suggest that some of the power previously attributed to these processes is actually driven by *IMF*/magnetosphere reconnections occurring at magnetospheric lobes, which are taken into account by  $E_m$ .

#### 2.4 Comparisons among $Dst$ and its estimates as functions of $VB_s$ and $E_m$

The  $Dst$  forecast has been computed using interplanetary parameters according to Eq. (1) and the functions  $Q(VB_s)$  and  $\tau(VB_s)$  given by Eq. (3) and (4). In this way the  $Dst(VB_s)$  is calculated as reported by O'Brien and McPherron (2000a, b). Similarly, the  $Dst(E_m)$  has been derived by using Eq. (1) with  $Q(E_m)$  and  $\tau(E_m)$  functions given in Eq. (8) and (13), respectively.

As a further verification of the validity of Eq. (1) for the use of  $E_m$  and also to estimate the possible precision of the  $Dst$  forecast obtained by  $E_m$ , we compared the estimated  $Dst(E_m)$  and  $Dst(VB_s)$  with the observed  $Dst$  index. In Fig. 5 the distributions of the differences  $Dst - Dst(E_m)$  and  $Dst - Dst(VB_s)$  are reported for separate ranges of the *IMF* clock angle. Both distributions maximize in the range  $(-5, 5)$  nT, where a percentage of data points  $>70\%$  is observed. This indicates good precision of both  $Dst(VB_s)$  and  $Dst(E_m)$  predictions. In addition, the percentage of occurrences in the range  $(-5, 5)$  nT for  $Dst(E_m)$  is about the same as the distribution  $Dst(VB_s)$ . Therefore, the prediction of the ring current level made by  $E_m$  can be considered as significant as that made by  $VB_s$ . In particular, in Fig. 5, the distributions related to  $Dst(E_m)$  and  $Dst(VB_s)$  are very much similar for the clock angle  $\phi$  in the range  $(-70, 70)^\circ$ , namely, during the most northward *IMF* values.

We note that, in Fig. 5, the occurrences of differences in the positive range of the abscissa correspond to the occurrences of a  $Dst$  less disturbed than  $Dst(E_m)$  or  $Dst(VB_s)$ , i.e.  $Dst(E_m)$  or  $Dst(VB_s)$  over-estimates the observed  $Dst$ . Similarly, the occurrence of differences in the negative range of the abscissa indicates that the corresponding  $Dst(E_m)$  or  $Dst(VB_s)$  under-estimates the measured  $Dst$ , which is more disturbed. Therefore, Figure 5 shows that, for  $\phi$  around  $90^\circ$ ,  $Dst(E_m)$  tends to over-estimate the observed  $Dst$ , while this is not so for  $Dst(VB_s)$ . In fact, for  $\phi$  in the interval  $(70, 110)^\circ$  and  $(-110, -70)^\circ$ , the occurrence of  $Dst - Dst(E_m)$  is higher in the positive range, while the occurrence of  $Dst - Dst(VB_s)$  in the positive range is equal to or smaller than in the negative range. These observations are in agreement with the occurrence of higher merging observed in Fig. 3 for clock angles closer to  $|90|^\circ$ . On the other hand, for the most southward oriented *IMF* values ( $\phi$  around  $180^\circ$ ),  $Dst(E_m)$  tends to under-estimate the  $Dst$  index, while  $Dst(VB_s)$  tends to over-estimate it.

Figure 5 shows that the observed results are rather symmetrical for positive or negative clock angle ranges, so that no significant differences are presently obtained for positive or negative *IMF*  $B_y$  periods.

A more direct comparison between  $Dst(E_m)$  and

$Dst(VB_s)$  is given in Fig. 6, where the distributions of the differences  $Dst(E_m) - Dst(VB_s)$  are reported for separate ranges of the *IMF* clock angle. It is shown that  $Dst(VB_s)$  tends to indicate a ring current activity higher than  $Dst(E_m)$  does, except at clock angles around  $90^\circ$  ( $\phi = (-110, -70)^\circ$  and  $\phi = (70, 110)^\circ$ ), when  $Dst(E_m)$  is more disturbed. The higher ring current level estimated by  $Dst(VB_s)$  than  $Dst(E_m)$  is not due to the higher injection  $Q(VB_s)$ , which is zero during northward *IMF* and tends to be smaller than  $Q(E_m)$  also during the other periods (as indicated in Fig. 3). Therefore this higher disturbance indicated by  $Dst(VB_s)$  compared with  $Dst(E_m)$  can be in part attributed to larger contributions to  $Dst(VB_s)$  from the quiet time  $Dst$  and from the solar wind pressure correction (Section 2.3) and in part to the fact that  $\tau(VB_s)$  is higher than  $\tau(E_m)$  (Section 2.2). In particular, these factors seem to compensate the absence of injection for  $Dst(VB_s)$  during northward *IMF*. However, the estimates of the ring current injection and decay by  $E_m$  are better than that by  $VB_s$ . In fact,  $E_m$  considers interplanetary-magnetospheric merging as indicated by  $VB_s$  and additional magnetospheric-lobe effects (Akasofu, 1981; Gonzalez, 1990).

### 3. Conclusions

The present study of the ring current energy balance demonstrates the validity of using  $E_m$  in predicting  $Dst$  (Eq. (1)) (Burton *et al.*, 1975) instead of the parameter  $VB_s$ . In fact, the  $Dst$  predictions obtained using  $E_m$  agree well with the observed  $Dst$ . We have given new functional forms for the ring current injection ( $Q$ ) and decay ( $\tau$ ) in term of  $E_m$ .

The estimate of  $Q$  as a function of  $E_m$  indicates the occurrence of an interplanetary injection greater than that calculated using  $VB_s$ . This effect is particularly evident for *IMF* clock angles  $|\phi|$  closer to  $90^\circ$ , when the reconnection between the magnetosphere and the interplanetary magnetic field is more active on the magnetospheric lobes. In addition, during positive *IMF*  $B_z$  periods, when  $Q$  calculated using  $VB_s$  is always zero (Burton *et al.*, 1975; O'Brien and McPherron, 2000a, b), the injection estimated using  $E_m$  is generally in the range  $(0, 25)$  nT.

The prediction of the rate of ring current decay,  $\tau$ , obtained by using  $E_m$  indicates that the real loss should be more rapid than that calculated in previous forecasts. In addition, a smaller level of quiet time ring current and a smaller solar wind pressure correction are obtained using  $E_m$  instead of  $VB_s$ .

The comparison between  $Dst$  predictions produced by  $VB_s$  or by  $E_m$  shows comparable accuracy. Therefore, we do not promote using  $E_m$  instead of  $VB_s$ , but we merely highlight that  $E_m$  could be alternatively used instead of  $VB_s$  in  $Dst$  forecasts.

**Acknowledgments.** The interplanetary data and the geomagnetic index  $Dst$  are from the OMNI database, U.S. National Space Science Data Center (NASA, Goddard Space Flight Center, USA).

### References

Akasofu, S.-I., Energy coupling between the solar wind and the magneto-



- sphere, *Space Sci. Rev.*, **28**, 121–190, 1981.
- Ballatore, P., J. P. Villain, N. Vilmer, and M. Pick, The influence of interplanetary medium on SuperDARN scattering occurrence, *Ann. Geophysicae*, **18**, 1576–1583, 2001.
- Burton, R. K., R. L. McPherron, and C. T. Russell, An empirical relationship between interplanetary conditions and Dst, *J. Geophys. Res.*, **80**, 4204–4214, 1975.
- Fenrich, F. R. and J. G. Luhmann, Geomagnetic response to magnetic clouds of different polarity, *Geophys. Res. Lett.*, **25**, 2999–3002, 1998.
- Gonzalez, W. D., A unified view of solar wind—magnetosphere coupling functions, *Planet. Space Sci.*, **38**, 627–632, 1990.
- Gonzalez, W. D., J. A. Joselyn, Y. Kamide, H. W. Kroehl, G. Rostoker, B. T. Tsurutani, and V. M. Vasylunas, What is a geomagnetic storm?, *J. Geophys. Res.*, **99**, 5771–5792, 1994.
- Kan, J. R. and L. C. Lee, Energy coupling function and solar wind—magnetosphere dynamo, *Geophys. Res. Lett.*, **6**, 577–580, 1979.
- Mayaud, P. N., *Derivation, Meaning and Use of Geomagnetic Indices*, Geophys. Monograph, vol. 22, AGU, Washington, DC, 1980.
- O'Brien, T. P. and R. L. McPherron, Forecasting the ring current index Dst in real time, *J.A.S.T.P.*, **62**, 1295–1299, 2000a.
- O'Brien, T. P. and R. L. McPherron, An empirical phase space analysis of ring current dynamics: Solar wind control of injection and decay, *J. Geophys. Res.*, **105**, 7707–7720, 2000b.
- Reiff, P. H., R. W. Spiro, and T. W. Hill, Dependence of polar cap potential drop on interplanetary parameters, *J. Geophys. Res.*, **86**, 7639–7648, 1981.
- Smith, P. H. and N. K. Bewtra, Charge exchange lifetime for ring current ions, *Space Sci. Rev.*, **22**, 301–318, 1978.

---

P. Ballatore (e-mail: ballatore@isti.cnr.it) and W. D. Gonzalez