

ORIGINAL RESEARCH

Open Access

Impacts of pH, temperature, and pretreatment method on biohydrogen production from organic wastes by sewage microflora

Jaruwan Wongthanate*, Kittibodee Chinnacotpong and Madsamon Khumpong

Abstract

Biohydrogen production could be generated from organic wastes - food and beverage processing wastewater, restaurant food waste, and raw starch waste. Fermentative hydrogen production from food and beverage processing wastewater by sewage microflora was optimized in terms of pH (4.5 to 7.0), mesophilic condition ($35^{\circ}\text{C} \pm 2^{\circ}\text{C}$), and thermophilic condition ($50^{\circ}\text{C} \pm 2^{\circ}\text{C}$). Low initial pH (6.5) and mesophilic condition favored hydrogen production (0.28 L/L) indicating that such parameters along with the wastewater characteristics were crucial to dark-fermentative hydrogen production. Pretreatment methods (methanogenic inhibitor, sterilization, sonication, and acidification) on restaurant food waste and raw starch waste to enhance biohydrogen production were also investigated in this study. Maximum hydrogen yields of 3.48 ml H_2 /g COD and 2.18 ml H_2 /g COD were observed in sterilization of pretreated restaurant food and raw starch wastes, respectively.

Keywords: Biohydrogen production; Organic wastes; pH; Temperature; Pretreatment method

Background

The dependence of global energy requirements on fossil fuels may eventually lead to their depletion. It is imperative to seek for an alternative energy resource as the possible successor. Hydrogen (H_2) is a clean fuel with no carbon dioxide (CO_2) emissions, in case sustainably produced, could be the ideal fuel of the future to replace the fossil fuels [1]. Biological hydrogen production (biohydrogen production) is less energy intensive and environmental friendly. Dark fermentation is a biohydrogen production process that applies anaerobic bacteria to decompose the organic materials. Moreover, organic waste such as wastewater from municipalities or industries, agricultural waste, dung, food waste, etc. is used as substrate for biohydrogen production and can reduce a quantity of waste to environment [2]. H_2 is produced by bacteria through bio-process under ambient temperature and pH regimes, and the yield can be enhanced by the manipulation of other environmental conditions. The initial pH and temperature are the important factors that influence H_2 production by bacteria.

However, pretreatment methods - methanogenic inhibitor, sterilization, sonication, acidification, freezing, and thawing of organic waste - are one strategy to promote the hydrolysis and disintegration of organic compounds and augment the fermentation to enhance H_2 generation [3]. Although, the several studies demonstrated the role of those conditions on fermentative hydrogen production, there still exist different values with regard to optimum of initial pH, temperature, and pretreatment method [3,4].

Therefore, the main objectives of this study were to look for the impacts of fermentative hydrogen production from food and beverage processing wastewater in terms of initial pH (4.5 to 7.0), mesophilic ($35^{\circ}\text{C} \pm 2^{\circ}\text{C}$), and thermophilic ($50^{\circ}\text{C} \pm 2^{\circ}\text{C}$) conditions and to investigate the impacts of pretreatment method on organic wastes for enhancing the biohydrogen production.

Methods

Substrates and seed sludge

Wastewater was collected from six industrial factories in Thailand by a water sampler (grab sampling method). Food and beverage processing wastewater was used as substrate for fermentative hydrogen production. Juice processing wastewater was obtained from coconut milk

* Correspondence: jaruwan.won@mahidol.ac.th
Faculty of Environment and Resource Studies, Mahidol University, 999
Phutthamonthon 4 Road, Salaya, Phutthamonthon, Nakhon Pathom 73170,
Thailand

industry (Ci) and juice industry (Ji). Food processing wastewater was obtained from the starch and rice noodle industry (Sti) and snack industry (Sni). Winery and brewery processing wastewater was from winery industry (Wi) and brewery industry (Bi), respectively. Restaurant food waste collected from the central cafeteria at Mahidol University (Salaya campus, Thailand) and raw starch waste collected from a sludge thickness tank of a noodle processing plant were used as substrates. Both waste types were grinded using a blender and were mixed in a container, as well as were sieved with a 5-mm screen. Then, they were mixed with distilled water with a volume ratio of waste to distilled water of 3:1. The physical and chemical characteristics of organic wastes - pH, Total Suspended Solid (TSS), Total Dissolved Solid (TDS), Volatile Suspended Solid (VSS), Chemical Oxygen Demand (COD), Biochemical Oxygen Demand (BOD), Total Kjeldahl Nitrogen (TKN), and Fat oil and Grease (FOG) - were analyzed [5]. Table 1 shows the physical and chemical characteristics of organic wastes.

Anaerobic sludge was taken from the Bio-fertilizer plant, Nonthaburi province, Thailand. Seed sludge was screened with sieve (2.00 mm) to eliminate the large particulate matter. Seed sludge was heated (90°C, 10 min) to eliminate the hydrogen-consuming bacteria and facilitated growth of spore-former bacteria [6].

Experimental procedures

The nutrient solution for bacterial growth contained 10 g C₆H₁₂O₆ (D-Glucose), 5,240 mg NH₄HCO₃, 6,720 mg NaHCO₃, 125 mg K₂HPO₄, 100 mg MgCl₂ · H₂O, 25 mg FeSO₄ · 7H₂O, 15 mg MnSO₄ · 6H₂O, 4.37 mg CuSO₄ · 5H₂O, 0.125 mg CoCl₂ · 5H₂O in 1,000 ml distilled water [4]. Regarding food and beverage processing wastewater as the substrate, a batch reactor of 500-ml serum bottle was

added with 20 ml seed sludge, 50 ml nutrient solution, and 250 ml wastewater. On the other hand, batch reactor of 250-ml serum bottle consisted of 150 ml the substrate and 10 ml seed sludge as well as 40 ml of nutrient solution was set up for biohydrogen production from restaurant food or raw starch waste. The mixed liquor was purged with N₂ for 1 min to ensure anaerobic condition prior to each run and clogged with silicone rubber stoppers to avoid the gas leakage from the bottles.

The experiment was conducted to compare the biohydrogen production at uncontrolled pH at room temperature in case of food and beverage processing wastewater as the substrate. Subsequently, biohydrogen production was monitored at initial pH of 4.5, 5.0, 5.5, 6.0, 6.5, or 7.0 end under mesophilic (35°C ± 2°C) and thermophilic (50°C ± 2°C) conditions. In order to find out the proper pretreatment method of waste for enhancing biohydrogen production, restaurant food and raw starch wastes using as substrates were pretreated by four pretreatment methods of methanogenic inhibitor by 1 M Sodium 2-bromoethanesulfonate (BESA: C₂H₄BrO₃SNa, 0.2/l), sterilization by autoclave at 121°C for 20 min, sonication by an ultrasonic bath for 20 min and acidification by HClO₄ at initial pH 3. All bottle reactors were placed in a shaking water bath with speed 120 ± 1 (rpm) at different temperature setup. Each batch experiment was conducted in triplicate.

Analytical methods

The volume of biogas production was measured by a plunger displacement of gas-tight syringes [7]. The hydrogen concentration was determined by gas chromatography (Varian STAR 3400, Palo Alto, CA, USA) which equipped with a thermal conductivity detector (TCD) and packed stainless-steel column (Alltech Molesieve 5A 80/100 10' × 1/8", Nicholasville, KY, USA). Argon was used as

Table 1 Characteristics of organic wastes

Substrates	pH	TDS (mg/l)	TSS (mg/l)	VSS (mg/l)	FOG (mg/l)	TKN (mg/l)	COD (mg/l)	BOD (mg/l)
Food and beverage processing wastewater								
Juice wastewater ^a								
Ji	6.40	4,422	149	146	1,721	36	2,605	2,593
Ci	7.46	4,472	4,112	3,330	2,301	140	8,847	5,450
Food wastewater ^b								
Sti	5.30	1,602	304	327	3,010	68	4,296	1,096
Sni	5.50	5,686	4,963	4,840	175,978	14	20,000	3,353
Winery and brewery wastewater ^c								
Wi	6.10	1,163	1,684	1,559	1,910	138	2,038	1,150
Bi	6.90	2,826	348	400	1,035	56	1,185	944
Restaurant food waste	4.83	-	75,700	48,600	-	-	770	136,000
Raw starch waste	7.40	-	89,290	59,640	-	-	868	27,200

^aJuice wastewater - juice industry (Ji) and coconut milk industry (Ci); ^bFood wastewater - starch and rice noodle industry (Sti) and snack industry (Sni); ^cWinery and brewery wastewater - winery industry (Wi) and brewery industry (Bi).

the carrier gas for analysis [8]. The temperatures of injector, detector, and column were maintained at 80°C, 90°C, and 50°C, respectively.

Hydrogen gas production was calculated from headspace measurements of gas composition and total volume of biogas produced at each time interval by using a following equation (Equation 1) [9]:

$$V_{H,i} = V_{H,i-1} + C_{H,i}(V_{G,i-1}) + V_H(C_{H,i} + C_{H,i} + C_{H,i-1}), \quad (1)$$

where $V_{H,i}$ and $V_{H,i-1}$ are cumulative hydrogen gas volumes at the current (i) and previous ($i - 1$) time intervals, $V_{G,i}$ and $V_{G,i-1}$ are the total gas volumes in the current and previous time interval, $C_{H,i}$ and $C_{H,i-1}$ are the fraction of hydrogen gas in the headspace of the bottle measured using gas chromatography in the current and previous intervals, and V_H is total volume of headspace in the reactor.

A modified Gompertz equation (Equation 2) was used to calculate cumulative hydrogen data depict.

$$H = P \cdot \exp \left\{ -\exp \left[\frac{Rm \cdot e}{P} (\lambda - t) + 1 \right] \right\}, \quad (2)$$

where H (ml) is the cumulative hydrogen production, P (ml) is the hydrogen production, Rm (ml/h) is the maximum hydrogen production rate, λ (h) is the lag phase time, t (h) is the incubation time, and $e = 2.71828$.

Results and discussion

Feasibility of biohydrogen production from organic wastes

The cumulative hydrogen production from all kinds of wastewater showed that the highest production was approximately 0.53 l H₂/l from snack wastewater, 0.52 l H₂/l from coconut milk wastewater, 0.31 l H₂/l from juice wastewater, and 0.08 l H₂/l from starch and rice noodle wastewater and the least (approximately 0.0003 l H₂/l) from winery wastewater. However, H₂ production from brewery wastewater was not observed (Figure 1). Among the six kinds of wastewater, coconut milk wastewater was best suited for continuous biohydrogen production. However, snack wastewater supported maximum cumulative hydrogen production, but it could not be used as the representative substrate because of the discontinuous biohydrogen production. As the snack wastewater had a much higher suspended solid than others, these solid remains might be non-degradable. Cumulative hydrogen production in snack wastewater and coconut milk wastewater is higher than that of other wastewaters. It is associated with the high-carbohydrate wastewater and is significantly related to the much of COD and BOD values in wastewater [10]. Presence of carbohydrate content as carbon source has positive effect on the hydrogen production in the metabolic reactions involving molecular

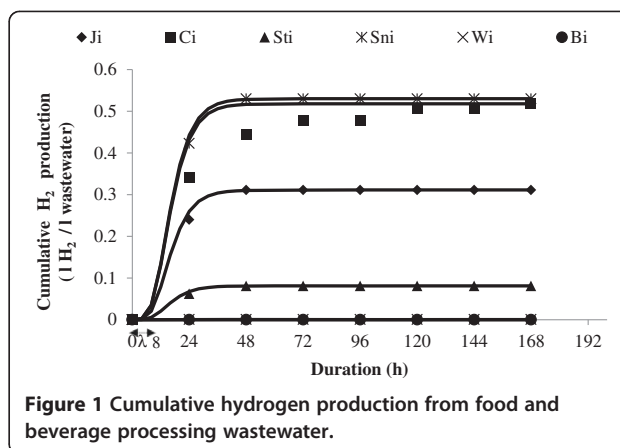


Figure 1 Cumulative hydrogen production from food and beverage processing wastewater.

hydrogen generation [11]. Thus, carbohydrate rich food and beverage processing wastewater may be further processed to convert the carbohydrate content to organic acids and then to hydrogen gas by dark fermentation [12]. The results are similar to other researches [10] as overall H₂ conversions were 0.7 to 0.9 l H₂/l for the apple wastewater, 0.1 l H₂/l for confectioner-A, 0.4 to 2.0 l H₂/l for confectioner B, and 2.1 to 2.8 l H₂/l for the potato wastewater. Moreover, cumulative hydrogen production from wastes increased in early experiments and then slowly decreased until out of biogas production in the batch reactor. Consequently, hydrogen yield of restaurant food waste (2.82 ml H₂/g COD) was higher than raw starch waste (2.02 ml H₂/g COD). These results were similar to other researches that hydrogen yield could be produced by food waste (121.6 ml H₂/g carbohydrate-COD), 250 ml H₂/g VS and 62.6 ml H₂/g VS and industrial wasted sludge (32.6 ml H₂/g carbohydrate-COD) [13,14].

Hence, it could imply that H₂ production depended on the different organic components of the wastes. Organic wastes - food and beverage processing wastewater, restaurant food, and raw starch wastes - have high COD and BOD values and are therefore suitable for fermentative hydrogen production [10].

Impacts of initial pH and temperature on biohydrogen production from food and beverage processing wastewater

Biohydrogen production from coconut milk wastewater as the substrate at the initial pH from 4.5, 5.0, 5.5, 6.0, 6.5, and 7.0 as the anaerobic dark-fermentation at room temperature revealed that lag phase was about 8 h. The lag phase was greatly affected by the initial pH. The results are different from those of others as the lag time was 74 h (at initial pH 5.0) and 41 h (at initial pH 6.0), respectively, and the lag time was longer than 19 to 28 h for initial pH in the range of 7.0 to 10.0 [15]. At the initial pH ranges of 5.5, 6.0, 6.5, 7.0, biohydrogen production was quite high only initially, and it gradually declined to the steady state of biogas production. Regarding

cumulative hydrogen production, the hydrogen yield was quite low at initial pH 4.5, 5.0, 5.5, and 6.0, which produced about 0.02 l H₂/l, 0.01 l H₂/l, 0.08 l H₂/l, and 0.15 l H₂/l, respectively. However, the maximum cumulative hydrogen production was approximately 0.28 l H₂/l at the initial pH of 6.5 but was slightly decreased at initial pH 7.0 (Figure 2). Consequently, the initial pH 6.5 is the best pH value for hydrogen production because fermentative conversion of substrate to hydrogen can be increased by maintaining operating pH in and around six compared to neutral pH [1]. Moreover, the initial cultivation pHs were adjusted to 6.5 to 7.0, the pH would further decrease to a suitable value (around 6.0) for hydrogen production [16]. Nevertheless, pH control could stimulate microorganisms to achieve maximum hydrogen production ability because the activity of hydrogenase was inhibited by low or high pH in fermentation [1]. Results are consistent with those of other cites, regarding biohydrogen from starch in wastewater through anaerobic fermentation at the optimal pH of 6.5 and starch concentration at 5 g/l (37°C) with a hydrogen yield reaching 186 ml H₂/g starch [17], while achieved the conversion of organics in wastewater to H₂ in batch experiments, the highest rate of H₂ production (74.7 ml H₂/l.h) at pH 5.5 the COD of 7.5 g/l corresponding to the conversion efficiency of 38.9 ml H₂/(g COD/l) [18]. Furthermore, biohydrogen production from coconut milk wastewater under mesophilic (35°C ±2°C) and thermophilic (50°C ±2°C) conditions (initial pH 6.5) showed a lag phase of about 8 h. These results are not similar to others wherein the lag was relatively longer lasting about 11 to 13 h at initial pH 6.0 and 55°C [19], while some researchers reported biohydrogen production at mesophilic condition to start after a lag of approximately 9 h [20]. Cumulative hydrogen production from coconut milk wastewater was about 0.28 l H₂/l and 0.16 l H₂/l at mesophilic and thermophilic conditions, respectively (Figure 3). It revealed that temperature can affect the activity of hydrogen-producing bacteria by influencing the

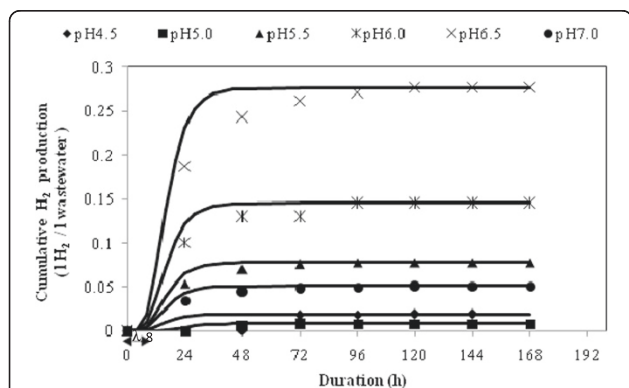


Figure 2 Impacts of initial pH on cumulative hydrogen production from coconut milk wastewater.

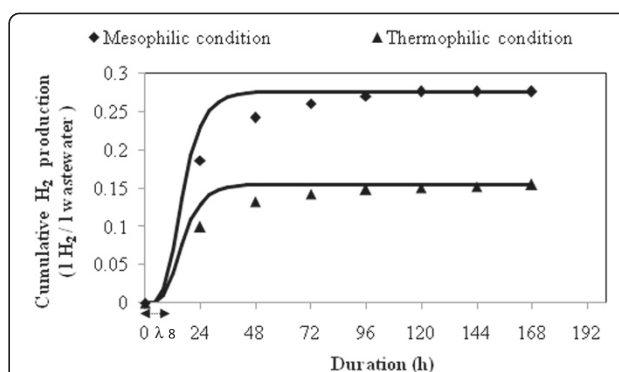


Figure 3 Cumulative hydrogen productions from coconut milk wastewater at mesophilic and thermophilic conditions.

activity of some essential enzymes such as hydrogenases for fermentative hydrogen production. In an appropriate range, increasing temperature could increase the ability of hydrogen-producing bacteria to produce hydrogen during fermentative hydrogen production, but temperature at much higher levels could decrease it with increasing levels [4]. However, operation at high temperatures is not favorable for energy recovery. Therefore, for a balance between hydrogen production and energy recovery, it seems to be reasonable to biological hydrogen-producing reactors in the mesophilic range [21]. These results are

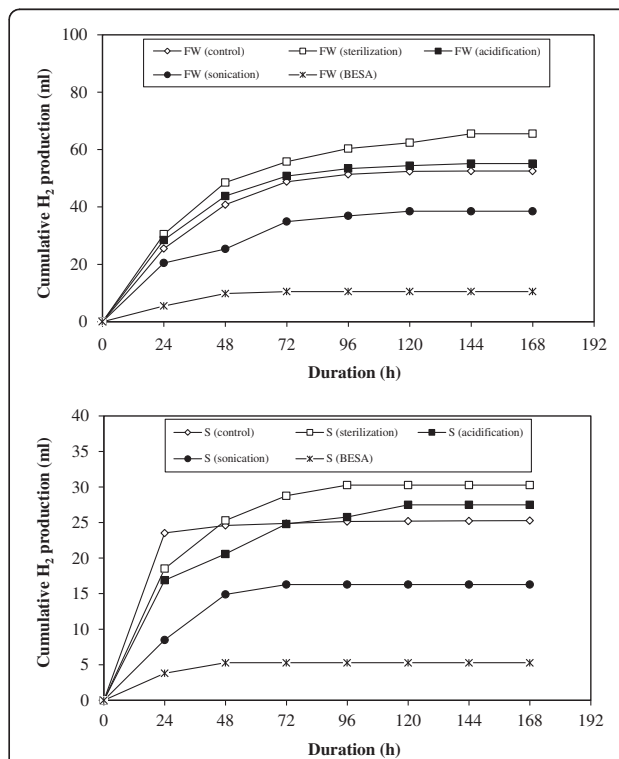


Figure 4 Impacts of pretreatment method on fermentative hydrogen production by utilizing restaurant food (FW) and raw starch (S) wastes.

different from others reported that hydrogen production for thermophilic condition at 55°C was higher (134 ml/day) compared to mesophilic condition (67 ml/day) [22]. Another report showed the effect of temperature and pH on fermentative hydrogen production from cattle wastewater by sewage sludge with the maximum hydrogen yield at pH 5.5 and at 45°C with the peak of hydrogen production (368 ml) or yield (319 ml H₂/g COD) [23]. It was also observed that the initial pH of 6.5 at temperatures of 35°C ±2°C and 50°C ±2°C dropped finally to pH 4.5 during 7 days of fermentation. The final pH of fermentation was comparable to that (about 4.7) reported by Zhang and Shen [24]. Some possible reasons for this may be that hydrogen production occurs in acidification stage of metabolic process and the hydrogen-producing bacteria has a high conversion rate of carbohydrate to hydrogen, then the high concentrations of metabolites may cause the pH to drop to such low level [4]. Moreover, acid accumulation in the system causes a sharp drop of the pH, thus inhibiting biohydrogen production. The lowering by pH suggests inactivation of hydrogen producers. The bacteria involved could not sustain its metabolic activity at pH values less than 5.0 and complete inhibition was reported in the pH range of 4.0 to 5.0 [11].

Hence, it may be concluded that the initial pH and temperature affected the biohydrogen production from coconut milk wastewater. The optimum of initial pH of 6.5 and mesophilic condition was suggested for biohydrogen production. It is also suggested that the pH control induced the system for hydrogen production more effectively than the uncontrolled sets.

Impacts of pretreatment method on restaurant food and raw starch wastes for biohydrogen production

Figure 4 illustrates the impacts of pretreatment method on fermentative hydrogen production by utilizing restaurant food and raw starch wastes. In case of methanogenic inhibitor (BESA), the cumulative hydrogen productions (hydrogen yields) were 10.50 ml H₂ (0.57 ml H₂/g COD) and 5.28 ml H₂ (0.48 ml H₂/g COD) for food and starch wastes, respectively. In sterilization, there were the cumulative hydrogen production (hydrogen yield) of 65.50 ml H₂ (3.48 ml H₂/g COD) for food waste and 30.28 ml H₂ (2.18 ml H₂/g COD) for starch waste, respectively. In sonication, the cumulative hydrogen productions (hydrogen yields) were 38.49 (2.09 ml H₂/g COD) and 16.28 ml H₂ (1.43 ml H₂/g COD) for food and starch wastes, respectively. In acidification, the cumulative hydrogen productions (hydrogen yields) of 55.10 (2.96 ml H₂/g COD) and 27.50 ml H₂ (2.20 ml H₂/g COD) were found using food and starch wastes, respectively. However, the maximum hydrogen production was found in sterilization from restaurant food and raw starch wastes that agreed with previous researches [3,25]. It might

explain to this phenomenon that the substrate after sterilization is nearly complete breakdown from polymeric to monomeric molecules until they release to other nutrients. Consequently, hydrogen-producing bacteria of seed sludge could be easily produced hydrogen gas from waste [26]. On the other hand, biohydrogen production using waste pretreated by sonication and methanogenic inhibitor was much lower than other pretreatment methods. It might imply that both pretreatment methods can also suppress the activity of some hydrogen-producing bacteria in fermentation [27].

Conclusion

In this study, organic wastes - some kinds of food and beverage processing wastewater and restaurant food and raw starch wastes - supported fermentative hydrogen production. The maximum cumulative hydrogen production from coconut milk wastewater was at initial pH 6.5 under mesophilic condition. It is also concluded that characteristics of wastewater, initial pH, and temperature conditions affected the fermentative biohydrogen production. Among pretreatment methods of restaurant food and raw starch wastes, it revealed that sterilization was the best method and could enhance the maximum hydrogen yield from restaurant food waste.

Competing interests

The authors declare that they have no competing interests.

Authors' contributions

JW drafted the manuscript. All authors read and approved the final manuscript.

Acknowledgements

This research was supported by Energy Conservation Promotion Fund, Energy Policy and Planning Office, Ministry of Energy, Thailand (MU-IRB 2011/115.2009).

Received: 15 October 2013 Accepted: 13 December 2013

Published: 24 Jan 2014

References

1. Mohan, SV, Babu, VL, Sarma, PN: Effect of various pretreatment methods on anaerobic mixed microflora to enhance biohydrogen production utilizing dairy wastewater as substrate. *Bioresour. Technol.* **99**, 59–67 (2008)
2. Wang, J, Wan, W: Factors influencing fermentative hydrogen production: a review. *Int. J. Hydrogen Energy* **34**, 799–811 (2009)
3. Guo, L, Li, XM, Bo, X, Yang, Q, Zeng, GM, Liao, DX, Liu, JJ: Impacts of sterilization, microwave and ultrasonication pretreatment on hydrogen producing using waste sludge. *Bioresour. Technol.* **99**, 3651–3658 (2008)
4. Wang, J, Wan, W: Effect of temperature on fermentative hydrogen production by mixed cultures. *Int. J. Hydrogen Energy* **33**(20), 5392–5397 (2008)
5. APHA: Standard methods for the examination of water and wastewater, 21st edn. APHA, Washington, DC (2005)
6. Valdez-Vazquez, I, Poggi-Varaldo, HM: Hydrogen production by fermentative consortia. *Renewable and Sustainable Energy Rev.* **13**, 1000–1013 (2009)
7. Owen, WF, Stuckey, DC, Healy, JB, Young, LY, Mccarty, PL: Bioassay for monitoring biochemical methane potential and anaerobic toxicity. *Water Res.* **13**(6), 485–492 (1979)
8. Selembo, PA, Merrill, MD, Logan, BE: The use of stainless steel and nickel alloys as low-cost cathodes in microbial electrolysis cells. *J. Power Sources* **190**(2), 271–278 (2009)
9. Sreela-or, C, Imai, T, Plangklang, P, Reungsang, A: Optimization of key factors affecting hydrogen production from food waste by anaerobic mixed cultures. *Int. J. Hydrogen Energy* **36**, 14120–14133 (2011)

10. Van Ginkel, SW, Oh, SE, Logan, BE: Biohydrogen gas production from food processing and domestic wastewaters. *Int. J. Hydrogen Energy* **30**(15), 1535–1542 (2005)
11. Mohan, SV, Bhaskar, YV, Krishna, PM, Rao, NC, Babu, VL, Sarma, PN: Biohydrogen production from chemical wastewater as substrate by selectively enriched anaerobic mixed consortia: influence of fermentation pH and substrate composition. *Int. J. Hydrogen Energy* **30**, 2286–2295 (2007)
12. Kapdan, IK, Kargi, F: Bio-hydrogen production from waste materials. *Enzyme Microb. Tech.* **38**, 569–582 (2006)
13. Kim, SH, Han, SK, Shin, HS: Feasibility of biohydrogen production by anaerobic co-digestion of food waste and sewage sludge. *Int. J. Hydrogen Energy*. **24**, 1607–1616 (2004)
14. Zhu, H, Parker, W, Basnar, R, Proracki, A, Falletta, P, B eland, M, Seto, P: Biohydrogen production by anaerobic co-digestion of municipal food waste and sewage sludges. *Int. J. Hydrogen Energy* **33**, 3651–3659 (2008)
15. Fang, HHP, Liu, H, Zhang, T: Phototropic hydrogen production from acetate and butyrate in wastewater. *Int. J. Hydrogen Energy* **30**(7), 785–793 (2005)
16. Kawano, T, Wada, K, Li, YY, Noike, T: Effects of substrate concentration and pH on hydrogen fermentation of mixed substrate by microflora. *J. Soc. Water. Environ.* **27**(7), 473–479 (2004)
17. Wei, J, Liu, ZT, Zhang, X: Biohydrogen production from starch wastewater and application in fuel cell. *Int. J. Hydrogen Energy* **35**(7), 2949–2952 (2010)
18. Van Ginkel, SW, Sung, S, Lay, JJ: Biohydrogen production as a function of pH and substrate concentration. *Environ. Sci. Technol.* **35**(24), 4726–4730 (2001)
19. Zhang, T, Liu, H, Fang, HHP: Biohydrogen production from starch in wastewater under thermophilic conditions. *J. Envi. Manage.* **69**(2), 149–156 (2003)
20. Baghchehsaraee, B, Nakhla, G, Karamanev, D, Margaritis, A: Fermentative hydrogen production by diverse microflora. *Int. J. Hydrogen Energy* **35**(10), 5021–5027 (2009)
21. Mu, Y, Zheng, XJ, Yu, HQ, Zhu, RF: Biological hydrogen production by anaerobic sludge at various temperatures. *Int. J. Hydrogen Energy* **31**, 780–785 (2006)
22. Cheong, DY, Hansen, CL: Feasibility of hydrogen production in thermophilic mixed fermentation by natural anaerobes. *Biores. Technol.* **98**, 2229–2239 (2007)
23. Tang, GL, Huang, J, Zhen, JS, Tang, Q, Yan, C, Liu, G: Biohydrogen production from cattle wastewater by enriched anaerobic mixed consortia: influence of fermentation temperature and pH. *J. Biosci. Bioeng.* **106**(1), 80–87 (2008)
24. Zhang, Y, Shen, J: Effect of temperature and iron concentration on the growth and hydrogen production of mixed bacteria. *Int. J. Hydrogen Energy* **31**, 441–446 (2006)
25. Wang, CC, Chang, CW, Chu, CP, Lee, DJ, Chang, BV, Liao, CS: Producing hydrogen from wastewater sludge by *Clostridium bifermentans*. *J. Biotechnol.* **102**, 83–92 (2003)
26. Cakir, A, Ozmihci, S, Kargi, F: Comparison of bio-hydrogen production from hydrolyzed wheat starch by mesophilic and thermophilic dark fermentation. *Int. J. Hydrogen Energy* **35**, 13214–13218 (2010)
27. Kim, SH, Shin, HS: Effects of base-pretreatment on continuous enriched culture for hydrogen production from food waste. *Int. J. Hydrogen Energy* **33**, 5266–5274 (2008)

10.1186/2251-6832-5-6

Cite this article as: Wongthanate et al.: Impacts of pH, temperature, and pretreatment method on biohydrogen production from organic wastes by sewage microflora. *International Journal of Energy and Environmental Engineering* 2014, 5:6

Submit your manuscript to a SpringerOpen[®] journal and benefit from:

- Convenient online submission
- Rigorous peer review
- Immediate publication on acceptance
- Open access: articles freely available online
- High visibility within the field
- Retaining the copyright to your article

Submit your next manuscript at ► springeropen.com