

Research article

Open Access

Stroke prevalence among the Spanish elderly: an analysis based on screening surveys

Raquel Boix*¹, José Luis del Barrio¹, Pedro Saz², Ramón Reñé³, José María Manubens⁴, Antonio Lobo², Jordi Gascón³, Ana de Arce⁵, Jaime Díaz-Guzmán⁶, Alberto Bergareche⁷, Félix Bermejo-Pareja⁶, Jesús de Pedro-Cuesta¹ and the Spanish Epidemiological Study Group on Ageing

Address: ¹National Centre for Epidemiology, Carlos III Institute of Public Health, Madrid, Spain, ²Department of Medicine and Psychiatry, Zaragoza University, Zaragoza, Spain, ³Dementia Diagnosis and Treatment Unit, Neurology Department, Bellvitge University Teaching Hospital, Barcelona, Spain, ⁴Neurology Unit, Virgen del Camino Hospital, Pamplona, Spain, ⁵Neurology Department, Donostia Hospital, Guipúzcoa, Spain, ⁶Neurology Department, 12 de Octubre University Teaching Hospital, Madrid, Spain and ⁷Neurology Department, Bidasoa-Hondarribia Hospital, Guipúzcoa, Spain

Email: Raquel Boix* - rboix@isciii.es; José Luis del Barrio - jlbarrio@isciii.es; Pedro Saz - psaz@unizar.es; Ramón Reñé - rrene@sub.scs.es; José María Manubens - FMANUBENS@telefonica.net; Antonio Lobo - loba@hcu-lblesa.es; Jordi Gascón - jordigneuro@sub.scs.es; Ana de Arce - med002273@saludalia.com; Jaime Díaz-Guzmán - jdiazg@meditex.es; Alberto Bergareche - abergarechey@meditex.es; Félix Bermejo-Pareja - fbermejop2004@yahoo.es; Jesús de Pedro-Cuesta - jpedro@isciii.es; the Spanish Epidemiological Study Group on Ageing - rboix@isciii.es

* Corresponding author

Published: 16 October 2006

Received: 10 February 2006

BMC Neurology 2006, 6:36 doi:10.1186/1471-2377-6-36

Accepted: 16 October 2006

This article is available from: <http://www.biomedcentral.com/1471-2377/6/36>

© 2006 Boix et al; licensee BioMed Central Ltd.

This is an Open Access article distributed under the terms of the Creative Commons Attribution License (<http://creativecommons.org/licenses/by/2.0>), which permits unrestricted use, distribution, and reproduction in any medium, provided the original work is properly cited.

Abstract

Background: This study sought to describe stroke prevalence in Spanish elderly populations and compare it against that of other European countries.

Methods: We identified screening surveys -both published and unpublished- in Spanish populations, which fulfilled specific quality requirements and targeted prevalence of stroke in populations aged 70 years and over. Surveys covering seven geographically different populations with prevalence years in the period 1991–2002 were selected, and the respective authors were then asked to provide descriptions of the methodology and raw age-specific data by completing a questionnaire. In addition, five reported screening surveys in European populations furnished useful data for comparison purposes. Prevalence data were combined, using direct adjustment and logistic regression.

Results: The overall study population, resident in central and north-eastern Spain, totalled 10,647 persons and yielded 715 cases. Age-adjusted prevalences, using the European standard population, were 7.3% for men, 5.6% for women, and 6.4% for both sexes. Prevalence was significantly lower in women, OR 0.79 95% CI 0.68–0.93, increased with age, particularly among women, and displayed a threefold spatial variation with statistically significant differences. Prevalences were highest, 8.7%, in suburban, and lowest, 3.8%, in rural populations. Compared to pooled Spanish populations, statistically significant differences were seen in eight Italian populations, OR 1.39 95%CI (1.18–1.64), and in Kungsholmen, Sweden, OR 0.40 95%CI (0.27–0.58).

Conclusion: Prevalence in central and north-eastern Spain is higher in males and in suburban areas, and displays a threefold geographic variation, with women constituting the majority of elderly stroke sufferers. Compared to reported European data, stroke prevalence in Spain can be said to be medium and presents similar age- and sex-specific traits.

Background

It is accepted that stroke constitutes the second leading cause of death and leading determinant of disability among the world adult population [1] and, moreover, that its health impact will increase in the future [2]. Mortality due to cerebrovascular disease (CVD) and other disorders in Spain is monitored by the National Centre for Epidemiology [3]. These data show that the leading cause of death among women and the third leading cause of death, after ischaemic heart disease and lung cancer, among men, is cerebrovascular disease, with the highest rates being registered in the southern half of the country following a well-documented time trend [4]. CVD mortality per 100,000 population levelled off in the period 1992–2002, declining from 87.04 to 61.25 among men and from 80.09 to 48.12 among women. From different hospital-based reports, it would appear that 80% of CVD in the Spanish adult population is due to ischaemic lesions and approximately 20% to either parenchymal or subarachnoidal brain haemorrhage [5]. Studies on cost of stroke care report different results [6,7]. Yet it seems that stroke-unit development and the timing and distribution of rehabilitation for stroke patients in Spain differ from that seen in other European populations, with the use of such resources being sparse and largely allocated to young, severely affected patients [8-11].

Lack of data and focus on different entities (first-ever, minor stroke, etc.) and population age-strata have meant that incidence of stroke in Spanish populations is not well known [12]. To date, the most reliable data on stroke frequency in Spain have been in the form of prevalences yielded by door-to-door surveys, which were conducted in the period 1990–2000 on five Spanish populations aged 70 years and over, and reported figures of 4.6% to 11.5% for men and 5.2% to 7.9% for women [13]. Nevertheless, this report failed to encompass unpublished results from other door-to-door surveys conducted in Spain. Our study adds data on five new study populations and 247 new stroke cases. Since a reported review of stroke prevalence, based on screening surveys in European populations including two Spanish surveys [14], failed to reveal relevant differences, comparable European and pooled Spanish data were combined in this study using logistic models.

Accordingly, our study sought to: update data on stroke prevalence in Spanish elderly populations, by including results from new surveys and sub-populations; and compare new age- and sex-specific prevalence counts, using models and references from reported European door-to-door surveys.

Methods

In this report, we followed the recommendations of the Meta-analysis of Observational Studies in Epidemiology (MOOSE) Group [15]. A search strategy for identification of screening surveys was implemented in September 2005 by a librarian, using PubMed, Índice Médico Español (IME) and Biblioteca Virtual en Salud (BVS-Bireme), and the key words, "stroke", "prevalence", "door-to-door", and "Europe". The restrictions imposed were as follows: English or Spanish language; and publication year 1985 to 2005. The search yielded 303 reports in English and 14 in Spanish. In addition, Spanish authors of unreported surveys were contacted personally by researchers or by scientific societies. These strategies provided data on 10 stroke prevalence surveys conducted in Spanish populations and eight in European populations, using a screening approach.

In a second step, we identified screening surveys targeting prevalence of stroke in Spanish populations, which fulfilled the following quality criteria, explicitly mentioning: 1) use of an updated population census for a study population geographically defined by residence; 2) use of a screening instrument in the first phase of the study; 3) a description of the clinical work-up and type of medical specialist responsible for diagnostic ascertainment in phase II; and, 4) use of defined diagnostic criteria or requirements for classification in stroke diagnostic categories for assignment of a specific prevalence numerator. A number of such studies conducted in central and northern Spain were identified, including a pilot study [16], and five surveys covering seven geographically different populations [14,17-19], namely, Zaragoza, Pamplona, Lista, Las Margaritas, Arévalo and Gerona. Three other unpublished screening surveys conducted in populations in the Basque Country [20], El Prat in Catalonia, and Alcoi/Bañeres [21] in south-east Spain were identified from contacts provided by researchers. The studies in Gerona [19] and Alcoi/Bañeres [21] were excluded from our study owing to difficulties in access to data or incomplete data reported by authors. Since some studies solely covered populations aged seventy years and over, the subpopulations meeting the requirements for inclusion in the re-analysis of selected studies comprised subjects over the age of 69 years, divided into ten, 5-year age- and sex-specific strata.

A panel of experts -RB, JLB and JPC- designed a questionnaire for data-collection on the basis of different studies focusing on demographic, methodological, diagnostic, disability and epidemiological data, and resolved issues concerning the diagnostic classification of specific individuals.

The ill health of co-author, JMM, rendered data-collection in Pamplona unfeasible, and reported data were thus used instead.

Population and methodological characteristics of the selected studies [22-25] are listed in Table 1. Prevalence years for Spanish and non-Spanish studies were different, ranging from 1991 to 2002 and 1987 to 2001 respectively. The population ranged from 1,010 in Lista to 2,850 in Zaragoza, and the number of cases went from 47 in Lista and Las Margaritas to 208 in El Prat de Llobregat. The information was recorded in a database listing age- and sex-specific groups, study, population and cases, for each survey. Demographic characteristics relating to the population concentration categories of municipal populations, which generally proved to be larger than those surveyed, were obtained from the National Institute of Statistics [26]. Rural populations had under 2,000 and urban populations over 10,000 inhabitants. Urban metropolitan populations with a high proportion of immigrants were denoted as suburban. An urban mixed category was used to identify former rural populations which had become urban in recent decades.

In addition to descriptive statistics, e.g., prevalence proportions, age- and sex-specific, as well as crude and age-adjusted using the European standard population [27] (its age distribution being similar to those of the study populations), the statistical analysis also included comparisons using unconditional logistic regression on grouped data, Stata version 8.0, with the population of El Prat de Llobregat taken as reference, due to its large size and recent prevalence date. The dependent variable was cases and the independent variables were sex, study and age group.

For the purposes of comparison with stroke prevalence in European studies, we selected five of the eight identified door-to-door stroke surveys in European populations (Rotterdam, Kungsholmen, ILSA, SNES and Vecchiano) [14,28,29] that fulfilled the quality criteria applied to Spanish surveys, and rejected those conducted in Patras, the north-west Peloponnese and Rome [30-32], since the age- and sex-specific groups used were too wide, (i.e., 10 years). In addition to visual comparison from graphs, logistic regression was used taking the pooled Spanish populations as reference. Different models were used for comparisons, determined by age-intervals available from surveys in different European populations.

Results

The geographical distribution of the study populations is depicted in Figure 1. Surveys were located in the central and north-eastern regions of mainland Spain. In terms of habitat, the Zaragoza, Lista and Pamplona surveys focused on urban populations, those in Margaritas and El

Prat were suburban, with a high municipal proportion of immigrant populations (i.e., born outside the municipal boundaries), 36% and 33% respectively, while others were less homogeneous, with Arévalo classified as rural and the Bidasoa Region, made up of two larger, partly industrial and rural municipalities having a 25% immigrant population, designated as urban-mixed.

The overall analysis was based on a study population of 10,647, comprising 4,400 (41%) men and 6,247 (59%) women, and 715 cases, 331 male and 384 female. Detailed age- and sex-specific prevalences are shown in Figure 2 and Table 2, in which crude and age-adjusted prevalences are also provided. The age- and sex-specific patterns suggested an increase in prevalence with age among women and a decrease in prevalence among the oldest men aged 90 years and over. As can be seen in Figure 2, there was a considerable – approximately threefold-variation in age-specific prevalences reported by the different surveys, with age-adjusted values ranging from 3.8% in Arévalo to 11.9% in El Prat. Crude overall prevalences for ages 70 and over were 7.5% among men and 6.1% among women and 6.7% for both sexes, with corresponding age-adjusted values of 7.3%, 5.6% and 6.4% respectively. The logistic regression results summarised in Table 3 show prevalences as being significantly, lower in women OR 0.79 95%CI 0.68–0.93, increasing with age, and registering a considerable –approximately twofold- spatial variation, with significant differences between El Prat and five other geographical areas. The sex-specific pattern was consistent with clearer, statistically significant increases with age among women.

Habitat-specific prevalences, broken down by gender and age category, are presented in Figure 3 and Table 4, with the highest and lowest age-adjusted proportions being registered for the suburban and rural populations, 8.7% and 3.8% respectively. Logistic regression showed that, as against urban populations, the differences proved statistically significant for both suburban OR 1.50 95% CI 1.26–1.79 and rural areas OR 0.64 95% CI 0.48–0.86.

European comparisons were deemed to be valid vis-à-vis Rotterdam (The Netherlands), Vecchiano (Italy) and Kungsholmen (Sweden) for age intervals 75 and over, the Italian ILSA survey for ages 70–85 years, the SNES study (Sicily-Italy) for ages 70 years and over, but not vis-à-vis the two Greek surveys where the population aged 70 and over was collapsed into just one group. The age-specific pattern (see Figure 4) suggests that prevalences in Spanish populations were lower than those in the Italian ILSA survey and Vecchiano, and higher than those in Rotterdam, Sicily and Kungsholmen. Logistic models, Table 5, showed that, when prevalence in pooled Spanish populations was taken as reference, such differences proved to be

Table 1: Methodological aspects of selected, door-to-door stroke prevalence surveys

Survey acronym (country)	Study population's residence	Type of sample	Number of individuals studied	Number of cases	Age (Years)	Prevalence year	Percentage collaboration at screening	Screening phase Instrument & Field workers	Diagnostic ascertainment phase	Diagnostic criteria for stroke
PRATICON (Spain)	El Prat de Llobregat (Barcelona)	Random sample of municipal voters roll	1,754	208	≥ 70	2002	85	Questionnaire Possible stroke symptoms. Field workers: trained neuropsychologist	Stroke protocol. Neurological examination. Hachinski ischaemic score. Brain imaging.	Ischaemic stroke and TIA separately
ZARADEMP (Spain)	Zaragoza municipal area	Random sample of municipal voters roll	2,850	205	≥ 55	1996	83	Questionnaire Possible stroke symptoms. Field workers: trained medical students	Consensus based on review of study data.	Ischaemic stroke and TIA separately Confirmed and possible
BIDASOA (Spain)	Irún, Hondarribia (Guipúzcoa)	Random sample of municipal voters roll	1,349	75	≥ 65	1996	85	Questionnaire Clinical examination SNES (Sicilian Neuro-Epidemiological Study) Field workers: trained sociology students	Neurological examination. Review of medical records.	Thrombotic ischaemic stroke Embolic ischaemic stroke Parenchymatous haemorrhagic stroke Subarachnoid haemorrhage Unspecified stroke Confirmed/possible
PAMPLONA (Spain)	Pamplona (Navarre)	Random sample of municipal voters roll	1,127	80	≥ 70	1991	78	Questionnaire Clinical examination. Field workers: trained physicians	Consensus based on review of study data.	WHO indications [22]
NEDICES (Spain)	Lista (Madrid) Las Margaritas (Getafe, Madrid) Arévalo (Avila)	Random sample of municipal voters roll	1,010 1,164 1,393	47 47 53	≥ 65	1994	78 89 95	Questionnaire. Monica Project items. Review of medical records. Field workers: trained physicians	Neurological examination. Review of medical records.	WHO indications [22]
KUNGS HOLMEN (Sweden)	Kungsholmen, Stockholm	Census	984	31	≥ 75	1987	77	No screening phase.	Self-reported diagnosis. Review of medical records. Clinical examination of the whole population.	Consensus based on review of study data.
ROTTERDAM (The Netherlands)	Rotterdam district	Sample of general population	2,347	158	≥ 55	1993	78	Questionnaire. Incidence. Regular reports of automatic GP records. Field workers: not specified	Review of medical records and study data. Diagnosis by neurologist or GP.	Medically diagnosed stroke. Symptoms more than 24 hours

Table 1: Methodological aspects of selected, door-to-door stroke prevalence surveys (Continued)

ILSA (Italy)	Genoa, Segrate (Milan), Selvazzo-Rubano (Padua), Catania, Impruneta (Florence), Fermo (Ascoli Piceno), Naples and Casamassima (Bari).	Random sample of municipal voters roll	3,343	280	≥ 65	1992	80	Questionnaire Possible stroke symptoms. Simple neurological examination. Field workers: not specified	Neurological examination. Review of medical records. Consensus diagnosis.	WHO indications [23] Oxfordshire Community stroke project [24]
SNES (Italy)	Riposto, Santa Teresa di Riva and Terrasini (Sicily)	All subjects residing in municipalities	2,094	115	≥ 65	1987	92	Clinical examination SNES (Sicilian Neuro-Epidemiological Study) Field workers: medically trained	Neurological examination. Review of medical records. Consensus diagnosis.	Modified Schoenberg et al criteria [25]
Vecchiano (Italy)	Vecchiano, North-west Tuscany	All inhabitants aged 65 years or over	1,136	96	≥ 65	2001	95	Clinical examination. Field workers: investigator trained in the diagnosis of cerebrovascular diseases	Neurological examination.	Symptom questionnaire with six questions



Figure 1
Geographic location of surveys.

statistically significantly higher in ILSA, OR 1.39 95% CI 1.18–1.64, and lower in Kungsholmen, OR 0.40 95% CI 0.27–0.58. Internationally, women also had a lower risk ranking, OR 0.78 95% CI 0.67–0.91 to OR 0.81 95% CI 0.70–0.94, in the above models.

Among the prevalent clinical population with stroke, the proportion of women rose from 46% at ages 70–74 years to 54% at age 90 years and over, while at age 80 years and over this same proportion was 60%.

Discussion

According to our estimates, prevalence of stroke in central and north-eastern Spain is higher in males and in suburban areas, and displays a threefold geographic variation. Compared to reported European data, stroke prevalence

in Spain is medium. Prevalence appears to increase with age, particularly among women, and falls sharply at ages 90 and over, particularly among men, a pattern shared with the European population. Women account for the majority of the prevalent clinical population with stroke.

This study constitutes the first overview of stroke prevalence in Spanish elderly populations. The fact that it included both published and unpublished studies might have served to control for any possible publication bias, though it has to be said that only reported studies were included in the comparison with European data. Furthermore, the inclusion of unpublished studies might shed light on spatial variation of stroke occurrence in Spain where mortality due to stroke varies remarkably. Unfortunately, stroke prevalence figures for Spanish and Euro-

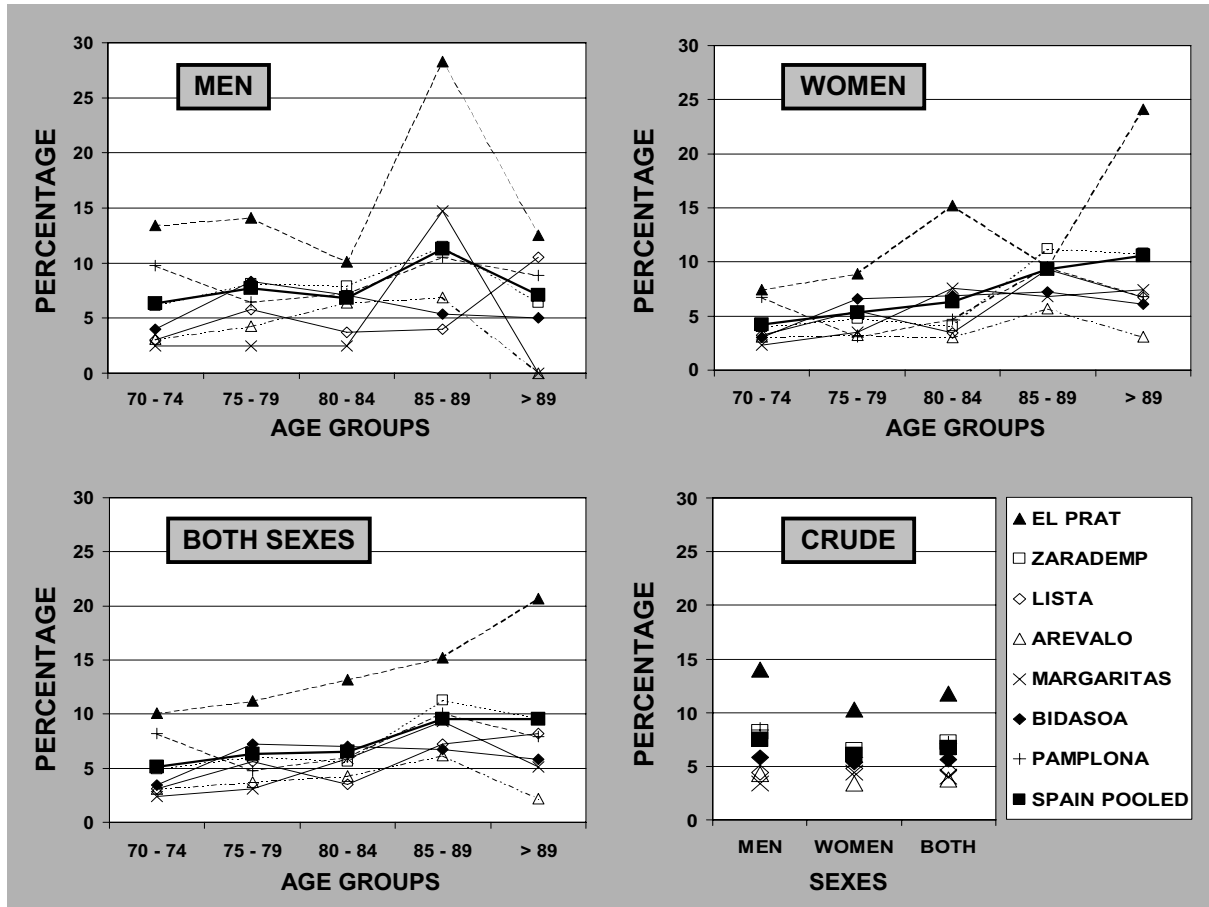


Figure 2
Crude and age-specific prevalence of stroke in Spanish populations.

pean elderly populations obtained from door-to-door surveys are scarce. Since most of the Spanish surveys excluded were unpublished and the quality of the data was low, we feel that restriction to English in the literature search is unlikely to have left a substantial number of quality surveys undetected. Insofar as type of stroke was concerned, prevalence data were to all intents and purposes non-existent.

Although an international comparison of stroke prevalence in Spanish populations has been reported [14], only the Pamplona and Zaragoza studies were included and pooled with the southern European population in comparisons. Differences between our results and those from a prior review of reported stroke prevalence in Spain [13] reside in the data for a small rural population in the

Arévalo municipal area, for which the latter pilot study registered a high prevalence.

Interpretation of the results from our intra- and inter-country comparisons is limited by a number of factors. In the case of the Spanish surveys, some methodological differences were in evidence, namely: a formal screening instrument was used in the Bidasoa [33] and NEDICES [34] studies; and training and health-professional profiles of field workers varied. We believe that such methodological differences may have determined differences in prevalences. However, this interpretation would be difficult to reconcile with a similar sex-specific, spatial mortality pattern reported for the period 1985–1998, with lowest rates in The Netherlands and Sweden, medium rates in Spain and highest rates in Italy [4]. Unfortunately, a hypotheti-

Table 2: Age- and sex-specific prevalence of stroke in different surveys.

MEN							
LOCATION (STUDY)	Age Group					Crude cases/pop. P (%)	Age-adjusted P (%)
	70 – 74 cases/pop. P (%)**	75 – 79 cases/pop. P (%)	80 – 84 cases/pop. P (%)	85 – 89 cases/pop. P (%)	> 89 cases/pop. P (%)		
1. El Prat de Llobregat (PRATICON)	46/344 13.4	30/212 14.1	11/109 10.1	13/46 28.3	3/24 12.5	103/735 14.0	14.5
2. Zaragoza (ZARADEMP)	21/345 6.1	20/245 8.1	15/188 7.9	31/269 11.5	5/78 6.4	92/1.125 8.2	7.6
3. Lista (NEDICES)	4/135 3.0	7/121 5.8	3/82 3.7	2/50 4.0	2/19 10.5	18/407 4.4	4.3
4. Arévalo (NEDICES)	9/286 3.1	7/161 4.3	7/109 6.4	4/58 6.9	0/14 0.0	27/628 4.3	4.3
5. Las Margaritas (NEDICES)	5/198 2.5	3/120 2.5	2/80 2.5	5/34 14.7	0/12 0.0	15/444 3.4	3.7
6. Hondarribia/Irún (BIDASOA)	9/225 4.0	11/133 8.3	6/84 7.1	2/37 5.4	1/20 5.0	29/499 5.8	5.8
7. Pamplona (PAMPLONA)	7/71 9.8	10/152 6.5	11/152 7.2	15/142 10.5	4/45 8.9	47/562 8.4	8.6
TOTAL	101/1.604 6.3	88/1.144 7.7	55/804 6.8	72/636 11.3	15/212 7.1	331/4.400 7.5	7.3

WOMEN							
LOCATION (STUDY)	Age Group					Crude cases/pop. P (%)	Age-adjusted P (%)
	70 – 74 cases/pop. P (%)	75 – 79 cases/pop. P (%)	80 – 84 cases/pop. P (%)	85 – 89 cases/pop. P (%)	> 89 cases/pop. P (%)		
1. El Prat de Llobregat (PRATICON)	30/405 7.4	25/280 8.9	26/171 15.2	10/105 9.5	14/58 24.1	105/1.019 10.3	10.0
2. Zaragoza (ZARADEMP)	20/492 4.0	18/372 4.8	12/292 4.1	41/366 11.2	22/203 10.8	113/1.725 6.5	5.3
3. Lista (NEDICES)	7/218 3.2	9/163 5.5	4/117 3.4	7/75 9.3	2/30 6.7	29/603 4.8	4.7
4. Arévalo (NEDICES)	9/290 3.1	6/187 3.2	5/168 3.0	5/88 5.7	1/32 3.1	26/765 3.4	3.4
5. Las Margaritas (NEDICES)	6/264 2.3	7/198 3.5	12/158 7.6	5/73 6.8	2/27 7.4	32/720 4.4	4.1
6. Hondarribia/Irún (BIDASOA)	9/302 3.0	15/228 6.6	12/174 6.9	7/97 7.2	3/49 6.1	46/850 5.4	5.1
7. Pamplona (PAMPLONA)	5/75 6.7	5/159 3.1	7/150 4.7	13/137 9.5	3/44 6.8	33/565 5.8	5.7
TOTAL	86/2.046 4.2	85/1.587 5.3	78/1.230 6.3	88/941 9.3	47/443 10.6	384/6.247 6.1	5.6

BOTH SEXES							
LOCATION (STUDY)	Age Group					Crude cases/pop. P (%)	Age-adjusted P (%)
	70 – 74 cases/pop. P (%)	75 – 79 cases/pop. P (%)	80 – 84 cases/pop. P (%)	85 – 89 cases/pop. P (%)	> 89 cases/pop. P (%)		

Table 2: Age- and sex-specific prevalence of stroke in different surveys. (Continued)

1. El Prat de Llobregat (PRATICON)	76/749 10.1	55/492 11.2	37/280 13.2	23/151 15.2	17/82 20.7	208/1.754 11.8	11.9
2. Zaragoza (ZARADEMP)	41/837 4.9	38/617 6.1	27/480 5.6	72/635 11.3	27/281 9.6	205/2.850 7.2	6.2
3. Lista (NEDICES)	11/353 3.1	16/284 5.6	7/199 3.5	9/125 7.2	4/49 8.2	47/1.010 4.6	4.5
4. Arévalo (NEDICES)	18/576 3.1	13/348 3.7	12/277 4.3	9/146 6.2	1/46 2.2	53/1.393 3.8	3.8
5. Las Margaritas (NEDICES)	11/462 2.4	10/318 3.1	14/238 5.9	10/107 9.3	2/39 5.1	47/1.164 4.0	3.9
6. Hondarribia/Irún (BIDASOA)	18/527 3.4	26/361 7.2	18/258 7.0	9/134 6.7	4/69 5.8	75/1.349 5.6	5.4
7. Pamplona (PAMPLONA)	12/146 8.2	15/311 4.8	18/302 5.9	18/279 6.4	7/89 7.9	80/1.127 7.1	7.1
TOTAL	187/3.650 5.1	173/2.731 6.3	133/2.034 6.5	160/1.577 10.1	62/655 9.5	715/10.647 6.7	6.4

* pop. : Population
 ** P (%): Prevalence

cal role postulated for the incidence underlying these two patterns would be difficult to verify due to the lack of comparable stroke-incidence figures in the literature.

A remarkable characteristic of the geographical variation in prevalence in Spanish populations are the high discordant figures registered for El Prat, with most of the remaining values lying in the medium to low ranges. Frequencies of vascular risk factors in Spain described by the National Health Survey and a recent meta-analysis [35,36] might not be useful for inference at such small-size populations. However, a tantalizing interpretation of regional differences in stroke prevalence here found might be to attribute them to variation of prevalence of vascular risk factors, in view of the fact that from a recent review of prevalence of vascular risk factors in Spanish populations door-to-door screened for neurological disease [37] a systematic, while not statistically significant, higher prevalence of diabetes, hypertension, tobacco use and

hypercholesterolaemia were found between El Prat and Arévalo. The fact that El Prat survey was the most recently conducted, that screening was performed by a neurologist, and that a considerable part of the immigrant population came from Andalusia and Extremadura -both being southern Spanish regions where stroke mortality has been reported to be highest [38] – we are inclined to speculate that the high prevalence found in El Prat might in part be explained by high stroke ascertainment in a population at high risk for stroke. Since the abovementioned differences in frequency of risk factors were modest, the lowest prevalence found in rural populations (Arévalo) based on 53 cases might, however, be more difficult to attribute to specific determinants, not being able to exclude underreporting.

Important age- and sex-related patterns of stroke prevalence, such as the fall in prevalence among elderly men, the rising trend among women, and the high percentage

Table 3: Prevalence OR with 95%CI from models, controlled for age and sex. Reference: EL Prat de Llobregat

	BOTH SEXES OR (95%CI)	MEN OR (95%CI)	WOMEN OR (95%CI)
1. El Prat de Llobregat	1	1	1
2. ZARADEMP	0.53 (0.43 – 0.65)	0.51 (0.38 – 0.70)	0.54 (0.41 – 0.72)
3. Lista	0.37 (0.27 – 0.52)	0.30 (0.18 – 0.50)	0.45 (0.30 – 0.70)
4. Arévalo	0.31 (0.23 – 0.43)	0.30 (0.19 – 0.47)	0.33 (0.21 – 0.51)
5. Las Margaritas	0.34 (0.24 – 0.47)	0.23 (0.14 – 0.41)	0.43 (0.29 – 0.65)
6. Bidasoa	0.46 (0.35 – 0.61)	0.41 (0.27 – 0.63)	0.51 (0.36 – 0.73)
7. Pamplona	0.49 (0.37 – 0.64)	0.51 (0.35 – 0.75)	0.47 (0.31 – 0.71)
70 – 74	1	1	1
75 – 79	1.26 (1.01 – 1.56)	1.23 (0.91 – 1.67)	1.29 (0.95 – 1.76)
80 – 84	1.36 (1.08 – 1.72)	1.15 (0.81 – 1.62)	1.59 (1.16 – 2.18)
85 – 89	2.10 (1.68 – 2.65)	1.87 (1.34 – 2.61)	2.34 (1.71 – 3.21)
> 90	1.91 (1.41 – 2.60)	1.13 (0.64 – 2.00)	2.54 (1.74 – 3.70)
MEN	1	-	-
WOMEN	0.79 (0.68 – 0.93)	-	-

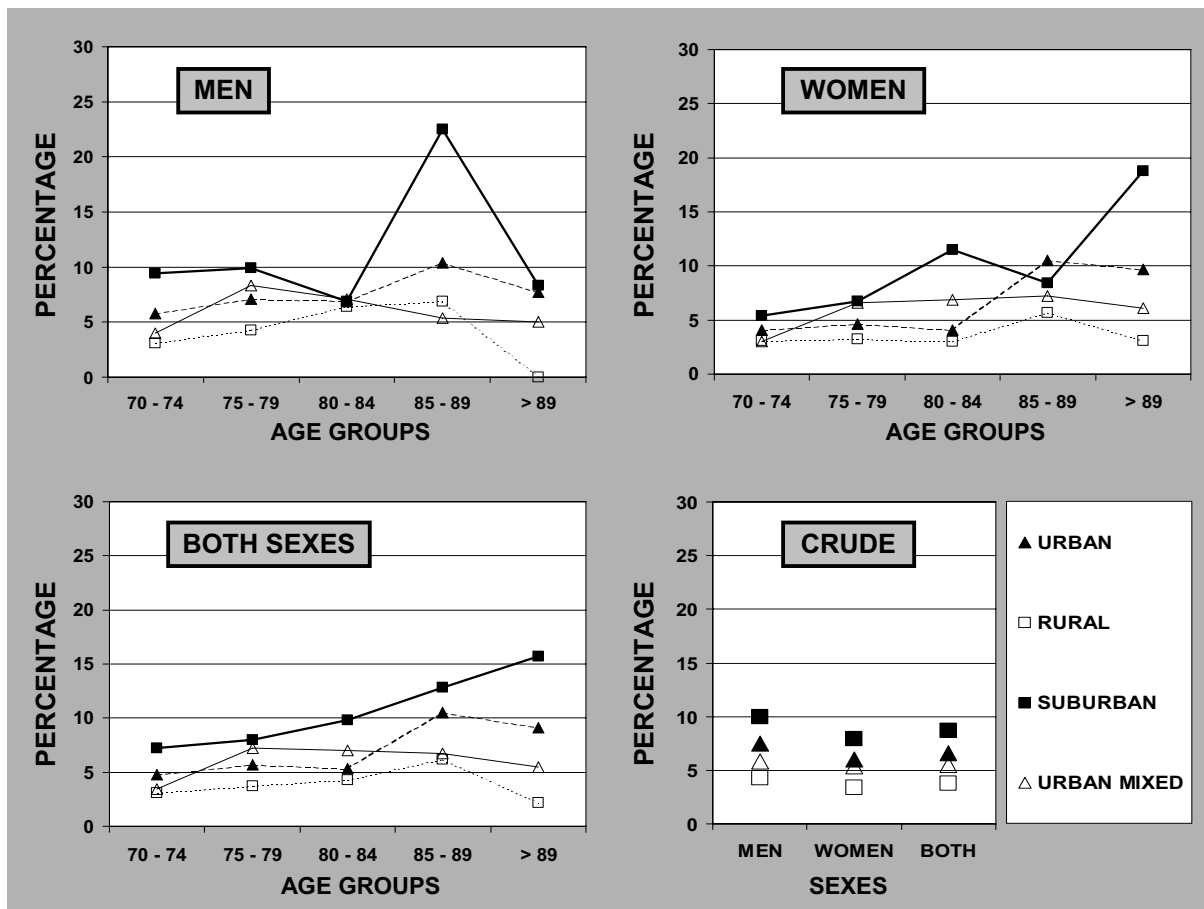


Figure 3
Crude and age-specific prevalence of stroke in Spanish populations grouped by habitat.

of women in the elderly stroke population are shared by the Spanish and remaining European populations. These traits may characterise stroke in Spain possibly suggesting: 1) that women develop stroke at a later age than do men, as observed in Spanish studies [14,39]; 2) that male stroke sufferers have worse survival prospects than do their female counterparts; and 3) that such sex-selective survival is particularly evident at very old ages. Since the latter two statements have not been empirically supported by the results of European studies, in which age-adjusted case-fatality rates were higher among women than among men [40,41], the above-mentioned pattern in Spain might be explained by the effect of differential incidence traits in the two sexes. However, the pattern in some European populations appears to be more difficult to be explained by differences in incidence, namely because incidence traits between sexes have not been found to be dif-

ferential but identically rising, for example in the screening survey on first-ever stroke in the Rotterdam cohort [14].

Questions to be answered by future research may well refer to stroke prevalence in western and southern Spain, prevalence of stroke by type, and detailed descriptions of the clinical-population numerators. Stroke prevalence surveys should incorporate the study of stroke sufferers as well as the view held by the population of care of such patients. The increasingly advanced ageing of the Spanish population suggests that the burden of stroke in Spain will increase, thus calling for specific research.

Conclusion

To reiterate, we describe stroke prevalence in central and north-eastern Spain, which, compared to reported Euro-

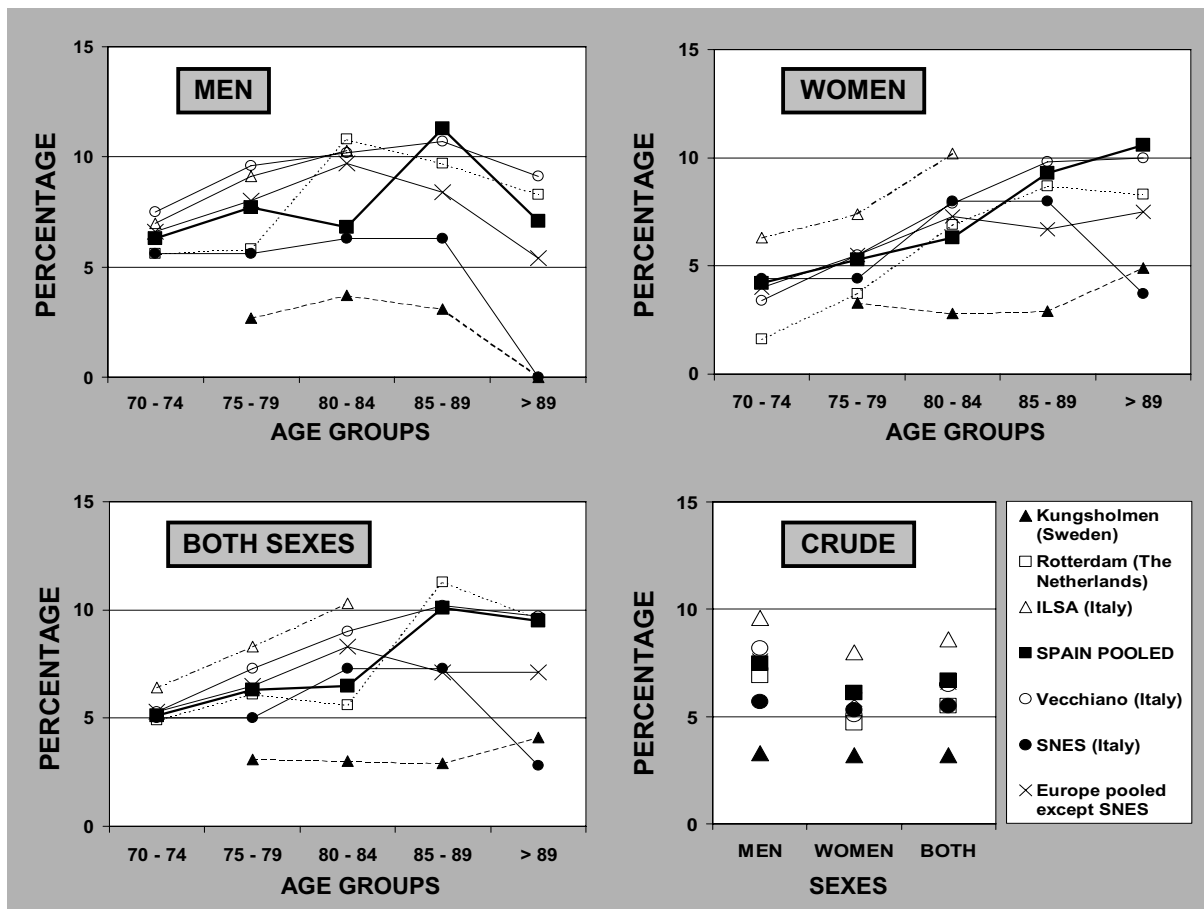


Figure 4
Crude and age-specific prevalence of stroke in pooled Spanish and in European populations.

pean data, is medium. Furthermore, prevalence in these regions of Spain is higher in males and in suburban areas, and displays a threefold geographic variation, with women constituting the majority of elderly stroke sufferers.

Competing interests

The author(s) declare that they have no competing interests.

Authors' contributions

RB took part in designing the reanalysis methods and drafted the first manuscript. JLB participated in design and co-ordination, performed the statistical analysis and contributed to drafting the manuscript. PS, RR, AL, JG, ADA, JDG, JMM, AB and FBP collaborated on study design and data collection, and PS, RR, AL, JG, ADA, JDG, AB and FBP

participated in a critical review of the manuscript. JPC (the study co-ordinator) and FBP conceived the study, participated in the overall design and helped lend the paper its final shape. All authors have read and approved the final manuscript.

Table 4: Age- and sex-specific prevalence of stroke by habitat.

MEN								
HABITAT	Age Group					Crude cases/pop. P (%)	Age- adjusted P (%)	OR and 95%CI controlled for age and sex. Reference: URBAN
	70 – 74 cases/pop* P (%)**	75 – 79 cases/pop. P (%)	80 – 84 cases/pop. P (%)	85 – 89 cases/pop. P (%)	> 89 cases/pop. P (%)			
1. URBAN	32/551 5.8	37/518 7.1	29/422 6.9	48/461 10.4	11/142 7.7	157/2.094 7.5	6.9	I
2. URBAN MIXED	9/225 4.0	11/133 8.3	6/84 7.1	2/37 5.4	1/20 5.0	29/499 5.8	5.8	0.87 (0.57 – 1.31)
3. SUBURBAN	51/542 9.4	33/332 9.9	13/189 6.9	18/80 27.5	3/36 8.3	118/1.179 10.0	10.4	1.49 (1.15 – 1.94)
4. RURAL	9/286 3.1	7/161 4.3	7/109 6.4	4/58 6.9	0/14 0.0	27/628 4.3	4.3	0.63 (0.41 – 0.97)
WOMEN								
HABITAT	Age Group					Crude cases/pop. P (%)	Age- adjusted P (%)	OR and 95%CI controlled for age and sex. Reference: URBAN
	70 – 74 cases/pop P (%)	75 – 79 cases/pop. P (%)	80 – 84 cases/pop. P (%)	85 – 89 cases/pop. P (%)	> 89 cases/pop. P (%)			
1. URBAN	32/785 4.1	32/694 4.6	23/559 4.1	61/578 10.5	27/277 9.7	175/2.893 6.0	5.1	I
2. URBAN MIXED	9/302 3.0	15/228 6.6	12/174 6.9	7/97 7.2	3/49 6.1	46/850 5.4	5.1	1.00 (0.71 – 1.40)
3. SUBURBAN	36/669 5.4	32/478 6.7	38/329 11.5	15/178 8.4	16/85 18.8	137/1.739 7.9	7.5	1.49 (1.18 – 1.89)
4. RURAL	9/290 3.1	6/187 3.2	5/168 3.0	5/88 5.7	1/32 3.1	26/765 3.4	3.4	0.64 (0.42 – 0.97)

Table 4: Age- and sex-specific prevalence of stroke by habitat. (Continued)

BOTH SEXES								
HABITAT	Age Group					Crude cases/pop. P (%)	Age- adjusted P (%)	OR and 95%CI controlled for age and sex. Reference: URBAN
	70 – 74 cases/pop. P (%)	75 – 79 cases/pop. P (%)	80 – 84 cases/pop. P (%)	85 – 89 cases/pop. P (%)	> 89 cases/pop. P (%)			
1. URBAN	64/1.336 4.8	69/1.212 5.7	52/981 5.3	109/1.039 10.5	38/419 9.1	332/4.987 6.6	5.9	1
2. URBAN MIXED	18/527 3.4	26/361 7.2	18/258 7.0	9/134 6.7	4/69 5.8	75/1.349 5.5	5.4	0.95 (0.73 – 1.23)
3. SUBURBAN	87/1.211 7.2	65/810 8.0	51/518 9.8	33/258 12.8	19/121 15.7	255/2.918 8.7	8.7	1.50 (1.26 – 1.79)
4. RURAL	18/576 3.1	13/348 3.7	12/277 4.3	9/146 6.2	1/46 2.2	53/1.393 3.8	3.8	0.64 (0.48 – 0.86)

* pop. : Population **P (%): Prevalence

1. URBAN : Populations: Zaragoza, Lista, Pamplona. Studies: ZARADEMP, NEDICES, Pamplona, respectively

2. URBAN MIXED: Population: Hondarribia-Irún. Study: BIDASOA.

3. SUBURBAN: Populations: El Prat de Llobregat, Las Margaritas. Studies: PRATICON, NEDICES, respectively

4. RURAL: Population: Arévalo. Study: NEDICES.

Table 5: Comparisons with European data. OR and 95% CI from models controlled for age and sex. Reference: SPAIN

STUDY	AGE INTERVAL (years)	POPULATION Denominator	Number of cases	OR with 95%CI
MODEL 1				
SPAIN *	75 and over	6.997	528	1
KUNGSBOLMEN (Sweden)	75 and over	984	31	0.40 (0.27 – 0.58)
ROTTERDAM (The Netherlands)	75 and over	2.347	158	0.93 (0.77 – 1.12)
VECCHIANO (Italy)	75 and over	1.136	96	1.16 (0.92 – 1.46)
MODEL 2				
SPAIN*	70 – 85	8.415	493	1
ILSA (Italy)	70 – 85	3.343	280	1.39 (1.18 – 1.64)
MODEL 3				
SPAIN*	70 and over	10.647	715	1
SNES (Italy)	70 and over	2.094	115	0.87 (0.70 – 1.06)

* seven pooled populations

Acknowledgements

The authors would like to thank Margarita Ramírez for her bibliographic work. Financial support was obtained from the Spanish Neurological Disorders (CIEN C03-06), Epidemiology and Public Health Research Networks (RCESP C03-09), and from the Pfizer Foundation in particular.

The authors would like to thank Michael Benedict for his help with the English version of the manuscript.

The authors would like to thank the Spanish epidemiological study group on ageing:

National Centre for Epidemiology. Carlos III Institute of Public Health: Javier Almazán, José Luis del Barrio, Raquel Boix, Elena Cerrato, Pablo Martínez, María José Medrano, Jesús de Pedro-Cuesta, Francisco Javier Virués. Madrid.

Alcoy (Alcoi): Alicante: Manuel Girón, Jordi Matías-Guiu, José Manuel Moltó. Neurology Unit. Miguel Hernández University. General University Teaching Hospital. Alicante.

Barcelona: El Prat de Llobregat: Jordi Gascón, Ramón Reñé. Dementia Diagnosis and Treatment Unit. Neurology Department. Bellvitge University Teaching Hospital. Barcelona.

Corunna (La Coruña): Santiago de Compostela: Carmen García, Raimundo Mateos, Ramón Ramos. Psychiatry Department, Santiago de Compostela University and Psychogeriatrics Department, Santiago de Compostela University Teaching Hospital.

EPICARDIAN Project: Margarita Alonso, Cristina Fernández, Rafael Gabriel. Clinical-Research Epidemiology Unit. La Paz University Teaching Hospital. Madrid

Gerona: Josep Garre-Olmo, Secundino López-Pousa, Jordi Llinàs-Reglà, Joan Vilalta-Franch. Dementia Unit. Santa Caterina Hospital. Gerona.

Granada: Jorge Cervilla. Psychiatry Department, Granada University.

Guipúzcoa: Ana de Arce, Alberto Bergareche. Neurology Department. Donostia Hospital, Bidasoa-Hondarribia Hospital. Guipúzcoa.

Economics and Geography Institute. Scientific Research Board: Gloria Mayoralas, Fermina Rojo. Madrid.

Leganés Project: Angel Otero, Angel Rodríguez. Madrid Autonomous University, Department of Preventive Medicine. Madrid Regional Health Authority. Madrid.

NEDICES Project: Julián Benito, Félix Bermejo-Pareja, Jaime Díaz, Rafael Gabriel, Javier Guzmán, José Manuel Morales, Fernando Sánchez, Patricia Vale, Saturio Vega. Neurology Department. 12 de Octubre University Teaching Hospital. Madrid.

Pamplona: José María Manubens †. Neurology Unit. Virgen del Camino Hospital. Pamplona.

Pontevedra: Angel Aneiros, Manuel Seijo, Ramón Suarez, Eugenio Torres. Pontevedra General Provincial Hospital.

Segovia: Jacinto Duarte, Amelia Mendoza, Fernanda Sánchez. Neurology Unit. Segovia General Hospital.

Toledo: Francisco José García. Geriatrics Unit. Virgen del Valle Geriatrics Hospital. Toledo.

Zaragoza: Antonio Lobo, Pedro Saz. Department of Medicine and Psychiatry. Zaragoza University.

References

1. Bonita R, Mendis S, Truelsen T, Bogousslavsky J, Toole J, Yatsu F: **The Global Stroke Initiative.** *The Lancet Neurology* 2004, **3**:391-393.
2. Bergen DC, Silberberg D: **Nervous system disorders: a global epidemic.** *Arch Neurol* 2002, **59**:1194-1196.
3. **National Centre for Epidemiology** [<http://www.isciii.es>]
4. Levi F, Lucchini F, Negri E, La Vecchia C: **Trends in mortality from cardiovascular and cerebrovascular diseases in Europe and other areas of the world.** *Heart* 2002, **88**:119-124.
5. Martí-Vilalta JL, Arboix A: **The Barcelona Stroke Registry.** *Eur Neurol* 1999, **41**:135-142.
6. Carod-Artal FJ, Egido-Navarro JA, González-Gutiérrez JL, Varela de Seijas E: **Costes directos de la enfermedad cerebrovascular durante el primer año de seguimiento.** *Rev Neurol* 1999, **29**:1353-1355.
7. Grieve R, Hutton J, Bhalla A, Rastenyte D, Ryglewicz D, Sarti C, Lamassa M, Giroud M, Dundas R, Wolfe CD: **A comparison of the costs and survival of hospital-admitted stroke patients across Europe.** *Stroke* 2001, **32**:1684-1691.

8. Levy E, Gabriel S, Dinet J: **The comparative medical costs of atherothrombotic disease in European countries.** *Pharmacoeconomics* 2003, **21**:651-659.
9. Thorsen AM, Holmqvist LW, de Pedro-Cuesta J, von Koch L: **A randomized controlled trial of early supported discharge and continued rehabilitation at home after stroke: five-year follow-up of patient outcome.** *Stroke* 2005, **36**:297-303.
10. Muro MJ, de Pedro-Cuesta J, Almazan J, Holmqvist LW: **Stroke patients in south Madrid: function and motor recovery, resource utilization, and family support.** *Stroke* 2000, **31**:1352-1359.
11. Jimenez Muro M, de Pedro-Cuesta J, Almazan J, von Koch L, Widen Holmqvist L: **Functional outcome, rehabilitation use and length of hospital stay for stroke patients in south Madrid.** *Cerebrovasc Dis* 2003, **15**:106-115.
12. Medrano Alberio MJ, Boix Martínez R, Cerrato Crespán E, Ramírez Santa-Pau M: **Incidencia y prevalencia de cardiopatía isquémica y enfermedad cerebrovascular en España: revisión sistemática de la literatura.** *Rev Esp Salud Pública* 2006, **80**:5-15.
13. del Barrio JL, de Pedro-Cuesta J, Boix R, Acosta J, Bergareche A, Bermejo-Pareja F, Gabriel R, García de Yébenes MJ, García FJ, Lopez-Pousa S, Manubens JM, Mateos R, Matias-Guiu J, Olive JM, Rene R, Rodríguez F, Saz P: **Dementia, Stroke and Parkinson's Disease in Spanish Populations: A Review of Door-to-Door Prevalence Surveys.** *Neuroepidemiology* 2005, **24**:179-188.
14. Di Carlo A, Launer LJ, Breteler MM, Fratiglioni MD, Lobo A, Martínez-Lage J, Schmidt R, Hofman A: **Frequency of stroke in Europe: A collaborative study of population-based cohorts. ILSA Working Group and the Neurologic Diseases in the Elderly Research Group.** *Neurology* 2000, **54**(Suppl 5):S28-33.
15. Stroup DF, Berlin JA, Morton SC, Olkin I, Williamson GD, Rennie D, Moher D, Becker BJ, Sipe TA, Thacker SB: **Meta-analysis of observational studies in epidemiology.** *JAMA* 2000, **283**:2008-2012.
16. Bermejo-Pareja F, Vega S, Morales J, Díaz J, López L, Parra D, Colmenarejo C, Gabriel R: **Prevalence of stroke in two samples (rural and urban) of old people in Spain. A pilot door-to-door study carried out by health professionals.** *Neurología* 1997, **12**:157-161.
17. Morales JM, Bermejo FP, Benito-Leon J, Rivera-Navarro J, Trincado R, Gabriel SR, Vega S, NEDICES Study Group: **Methods and demographic findings of the baseline survey of the NEDICES cohort: a door-to-door survey of neurological disorders in three communities from Central Spain.** *Public Health* 2004, **118**:426-433.
18. Gabriel R, Bermejo-Pareja F, Vega S, Muñoz J, López I, Suárez C, Novella B, Alonso M: **Survey of Cardiovascular Diseases (Acute Myocardial Infarction and Stroke) and their Risk Factors in the Elderly Population of Spain: The EPICARDIAN Study-Methods and Demographic Findings.** *CVD Prevention* 1999, **2**:290-300.
19. López-Pousa S, Vilalta J, Llinás J: **Prevalencia de la enfermedad vascular cerebral en España: estudio en un área rural de Girona.** *Rev Neurol (Barc)* 1995, **23**:1081-1086.
20. Bergareche A, De La Puente E, López de Munain A, Sarasquera C, de Arce A, Poza JJ, Martti-Masso JF: **Prevalence of Parkinson's disease and other types of Parkinsonism. A door-to-door survey in Bidasoa, Spain.** *J Neurol* 2004, **251**(3):340-345.
21. Matias-Guiu J, Oltra A, alip R, Martín R, Galiano L: **Occurrence of Transient Ischemic Attacks in Alcoi: Descriptive epidemiology.** *Neuroepidemiology* 1994, **13**:34-39.
22. WHO Monica Project: **Monica Manual. Cardiovascular Diseases Unit.** Geneva: WHO 1990.
23. Hatano S: **Experience from a multicenter stroke register, a preliminary report.** *Bull WHO* 1976, **54**:541-553.
24. Bamford J, Sandercock P, Dennis M, Burn J, Warlow C: **A prognostic study of acute cerebrovascular disease in the community: the Oxfordshire Community Stroke Project 1981-86.** *J Neurol Neurosci Psychiatry* 1990, **53**:16-22.
25. Schoenberg BS, Anderson DW, Haerer AF: **Racial differentials in the prevalence of stroke: Copiah county, Mississippi.** *Arch Neurol* 1986, **43**:565-568.
26. **National Institute of Statistics** [<http://www.ine.es>]
27. **Atlas of Health in Europe 2006** [http://www.euro.who.int/InformationSources/Publications/Catalogue/20030630_1].
28. Reggio A, Rocca WA, Patti F, Grigoletto F, Meneghini F, Morgante L, Savettieri G, Salemi G, Cappello S, Di Perri R: **Prevalence of stroke: a door-to-door survey in three Sicilian municipalities. Sicilian Neuroepidemiologic Study (SNES) Group.** *Neuroepidemiology* 1996, **15**:92-102.
29. Orlandi G, Gelli A, Fanucchi S, Tognoni G, Acerbi G, Murri L: **Prevalence of stroke and transient ischaemic attack in the elderly population of an Italian rural community.** *Eur J Epidemiol* 2003, **18**:879-882.
30. Paschalis C, Kondackis X, Papapetropoulos Th: **The Prevalence Rate of cerebrovascular Disease in Patras, Greece. A Direct Epidemiological study.** *Eur Neurol* 1987, **27**:221-226.
31. Paschalis C, Polychronopoulos P, Mackris N, Kondackis X, Papapetropoulos Th: **Prevalence Rate of Cerebrovascular Disease in the rural Population of Northwest Peloponnese, Greece. A Direct Epidemiological study.** *Eur Neurol* 1989, **29**:186-188.
32. Prencipe M, Ferretti C, Casini AR, Santini M, Giubilei F, Culasso F: **Stroke, disability and dementia. Results as a population survey.** *Stroke* 1997, **28**:531-536.
33. Meneghini F, Rocca WA, Anderson DW, Grigoletto F, Morgante L, Regio A, Savettieri G, Di Perri R: **Validating screening instruments for neuroepidemiologic surveys: experience in Sicily. Sicilian Neuro-Epidemiologic Study (SNES) Group.** *J Clin Epidemiol* 1992, **45**:319-331.
34. WHO Monica Project: **Monica Manual. Cardiovascular Diseases Unit.** Geneva: WHO 1990.
35. Ministerio de Sanidad Consumo: **Encuesta Nacional de Salud de España 2003.** [http://www.msc.es/estadEstudios/estadisticas/docs/ENSE2003_SN.pdf]. Accessed October, 18, 2005
36. Medrano MJ, Cerrato E, Boix R, Delgado-Rodríguez M: **Factores de riesgo cardiovascular en la población española: metaanálisis de estudios transversales.** *Med Clin (Barc)* 2005, **124**:606-12.
37. del Barrio JL, Medrano MJ, Arce A, Bergareche A, Bermejo F, Díaz J, Gascón J, García FJ, Garré J, Gómez C, Lobo A, Martínez A, Otero A, Reñé R, Sánchez MI, Saz P, Vega S, Vilalta-Franch J, Zunzunegui MV, de Pedro J: **Prevalencia de factores de riesgo vascular en poblaciones españolas de 70 y más años en estudios puerta a puerta de enfermedades neurológicas.** *Neurología* in press. Accepted June, 5, 2006
38. Barrado-Lanzarote MJ, Almazán-Isla J, Medrano-Alberio MJ, de Pedro-Cuesta J: **Spatial distribution of stroke mortality in Spain, 1975-1986.** *Neuroepidemiology* 1995, **14**:165-173.
39. Caicoya M, Rodríguez T, Lasheras C, Cuello R, Corrales C, Blazquez B: **Incidencia del accidente cerebrovascular en Asturias: 1990-91.** *Rev Neurol (Barc)* 1996, **24**:806-11.
40. Thorvaldsen Per, Davidsen Michael, Brønnum-Hansen Henrik, Schroll Marianne, the Danish MONICA Study Group: **Stable Stroke Occurrence Despite Incidence Reduction in an Aging Population.** *Stroke* 1999, **30**:2529-2534.
41. Di Carlo A, Lamassa M, Baldereschi M, Pracucci G, Basile AM, Wolfe CD, Giroud M, Rudd A, Ghetti A, Inzitari D, European BIOMED Study of Stroke Care Group: **Sex Differences in the Clinical Presentation, Resource Use, and 3-Month Outcome of Acute Stroke in Europe.** *Stroke* 2003, **34**:1114-1119.

Pre-publication history

The pre-publication history for this paper can be accessed here:

<http://www.biomedcentral.com/1471-2377/6/36/prepub>