

METHODOLOGY ARTICLE

Open Access

A method for increasing expressivity of Gene Ontology annotations using a compositional approach

Rachael P Huntley¹, Midori A Harris², Yasmin Alam-Faruque¹, Judith A Blake³, Seth Carbon⁴, Heiko Dietze⁴, Emily C Dimmer¹, Rebecca E Foulger¹, David P Hill³, Varsha K Khodiyar⁵, Antonia Lock², Jane Lomax¹, Ruth C Lovering⁵, Prudence Mutowo-Meullenet¹, Tony Sawford¹, Kimberly Van Auken⁶, Valerie Wood² and Christopher J Mungall^{4*}

Abstract

Background: The Gene Ontology project integrates data about the function of gene products across a diverse range of organisms, allowing the transfer of knowledge from model organisms to humans, and enabling computational analyses for interpretation of high-throughput experimental and clinical data. The core data structure is the annotation, an association between a gene product and a term from one of the three ontologies comprising the GO. Historically, it has not been possible to provide additional information about the context of a GO term, such as the target gene or the location of a molecular function. This has limited the specificity of knowledge that can be expressed by GO annotations.

Results: The GO Consortium has introduced annotation extensions that enable manually curated GO annotations to capture additional contextual details. Extensions represent effector–target relationships such as localization dependencies, substrates of protein modifiers and regulation targets of signaling pathways and transcription factors as well as spatial and temporal aspects of processes such as cell or tissue type or developmental stage. We describe the content and structure of annotation extensions, provide examples, and summarize the current usage of annotation extensions.

Conclusions: The additional contextual information captured by annotation extensions improves the utility of functional annotation by representing dependencies between annotations to terms in the different ontologies of GO, external ontologies, or an organism's gene products. These enhanced annotations can also support sophisticated queries and reasoning, and will provide curated, directional links between many gene products to support pathway and network reconstruction.

Keywords: Gene Ontology, Functional annotation, Annotation extension, Manual curation

Background

Comprehensive representation of the roles of gene products, individually and in combination, is essential to the understanding and modeling of biological systems. In addition to a gene product's intrinsic activity, aspects of the context in which it acts, such as the gene products it acts upon, subcellular location of the activity, distribution

in cell or tissue types, or temporal restrictions to a cell cycle phase or developmental stage, must be described in order to obtain a full description of its biological role.

The Gene Ontology (GO) is a bioinformatics resource that uses structured controlled vocabularies (ontologies) to describe the *molecular functions* or activities of a gene product, the *biological processes* in which a gene product is involved and the *cellular components* in which a gene product is located. Associations or 'annotations' can be made between ontology terms and specific genes or gene products using a variety of manual or algorithmic methods

* Correspondence: cjmungall@lbl.gov

⁴Lawrence Berkeley National Laboratory, Genomics Division, Berkeley, CA 94720, USA

Full list of author information is available at the end of the article

that rely upon experimental evidence or sequence similarity, for example, to support the assertion [1-4].

While the ontological rigor of the GO vocabularies has been enriched over the years through the use of expressive formalisms that permit logical reasoning and interaction with external ontologies [5], the annotations themselves have, until now, remained simple declarative statements. Each GO annotation is essentially a pair, combining a single gene product with a single GO term, plus supporting metadata such as the evidence for the association [6]. Furthermore, any gene product can be associated with many GO terms, and likewise any GO term could be used to annotate any number of gene products, the annotations thus coded remain independent. The simplicity of this core GO annotation model has facilitated the population of large annotation datasets, but this simplicity has, as well, been unable to capture the interconnections between multiple annotations to multiple genes, resulting in limitations on the granularity and connectivity of information that could be captured. Figure 1 illustrates this by showing a subset of Molecular Function and Cellular Component annotations to several gene products, including microsomal glutathione transferase 1 [7]. While the annotations can describe which activities the gene products can perform, and in which components they are located, there is no way of combining this information to convey which activities are performed in which locations.

Guidelines for pre-composing ontology terms

In the core GO annotation model, adding new terms to the ontology, or “pre-composing” terms, has traditionally captured additional biological detail. However, we have set limits on how specific terms may be differentiated from one another. For example, generally we do not add new terms for activities or processes that are identical apart from which specific genes or gene products they affect.

To illustrate this, consider the two terms ‘*regulation of transcription from RNA polymerase II promoter*’ (GO:0006357) and ‘*regulation of Sonic hedgehog transcription from RNA polymerase II promoter*’. The second term would not be added to the Biological Process ontology because the only difference between it and its parent is the target of the regulation; the core process represented by the term is mechanistically no different from analogous processes governing transcription of other genes. Although for the purpose of understanding the biology it is important to capture information about gene products that specifically regulate the transcription of Sonic hedgehog, it would not be practical to create a specific transcription regulation term in the Biological Process ontology for every regulation target in a genome.

We also want to avoid pre-composing GO terms that combine many concepts, or whose term label is very

long, making it difficult for humans to easily interpret their meaning.

To enable curators to create flexible, meaningful GO annotations at the time of annotation that represent a more complete picture of gene product roles in their biological context, we have introduced **annotation extensions** to the GO annotation model. Curators can add detail to GO annotations using controlled vocabularies (either GO or external ontologies, such as Cell Type Ontology (CL) [8]; Uber Anatomy Ontology (Uberon) [9] or Plant Ontology (PO) [10]) and biological entities such as genes or their products. GO annotations with extensions thus incorporate an increased level of detail and biological integration, supporting more sophisticated querying and analysis. We have applied this model to the curation of gene products from species such as mouse, human and fission yeast and are proceeding to implement it throughout the GO Consortium.

Here we describe how annotation extensions have been incorporated into the GO annotation system, summarize the relationship types we use for extensions, and provide examples of how extensions can be displayed and applied, using a corpus of annotations we have developed.

Results

Extending basic annotations with relationships

We extended the core GO annotation model to accommodate annotation extensions. The annotation extension model is described formally in terms of the Web Ontology Language (OWL) in the ‘Methods’ section. Conceptually, we take existing GO terms such as ‘*protein kinase activity*’ (GO:0004672) or ‘*nucleus*’ (GO:0005634) and describe a more specific subtype through the use of one or more formal relationships to other entities (such as the protein that is the target of the kinase, or the cell type which the nucleus is a part of). This is logically equivalent to creating a new term for the subtype in the ontology.

An extended annotation is an annotation to a GO term followed by one or more relational expressions (extensions). Each relational expression is written as *Relation(Entity)*, where *Relation* is a label denoting a relationship type, and *Entity* is an identifier for a database object or ontology term. Each such expression can be thought of as refining the core GO term used. For example, the *Entity* identifier for ‘*keratinocyte*’ (CL:0000312) from the Cell Type Ontology (CL) can be combined with the *Relation* ‘*part_of*’ to create the expression “*part_of(CL:0000312)*”, and when combined with the GO term ‘*nucleus*’ (GO:0005634) now describes a gene product that localizes to the nucleus of a keratinocyte.

Relations

We created an application ontology that extends the OBO (Open Biomedical Ontologies) Relations Ontology (RO)

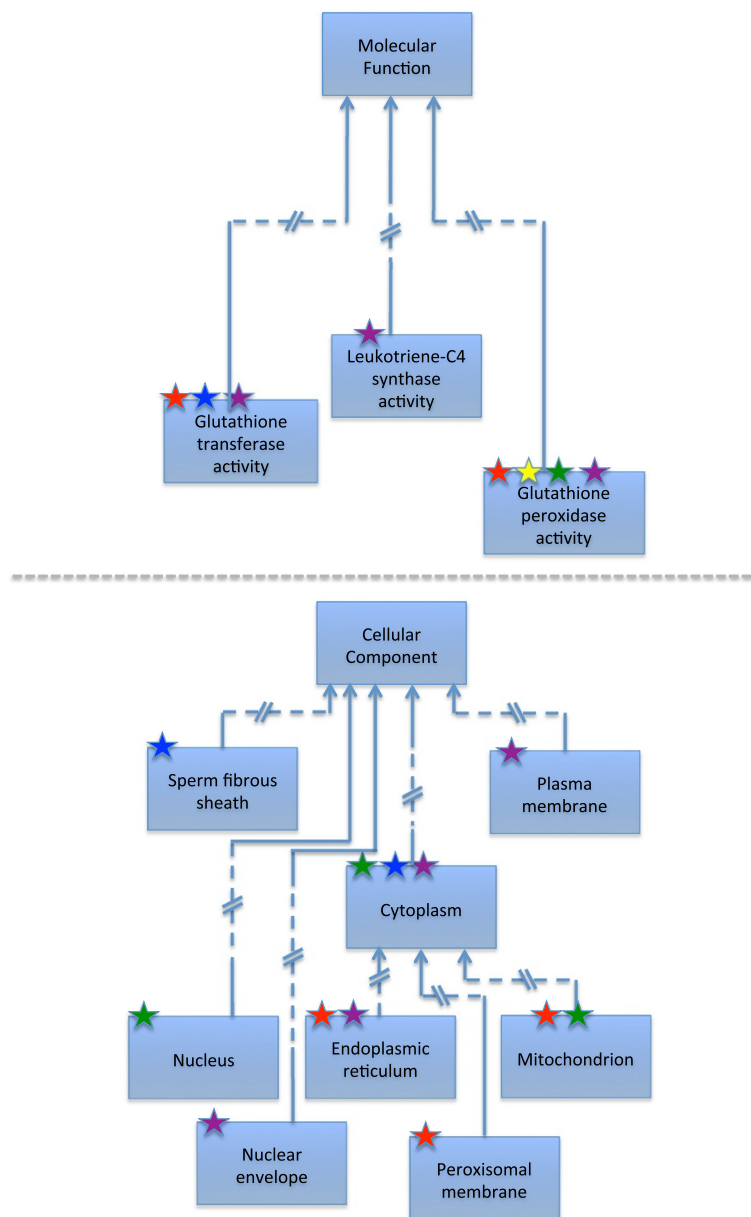


Figure 1 Representation of annotations made using the core GO annotation model. Gene products can be annotated to several GO terms, and any GO term can be used to annotate any number of gene products, but the annotations remain independent. The stars indicate an annotation of a gene product to the GO term and each colour represents a single gene product. Using this simple GO annotation model, it is not clear from the annotations shown in which Cellular Component each of the protein activities are performed. For example, microsomal glutathione S-transferase 1 is represented by the red star and can perform two activities; glutathione transferase activity and glutathione peroxidase activity. It is found in three Cellular Components, the mitochondrion, endoplasmic reticulum and peroxisomal membrane, but from these annotations the knowledge that the glutathione transferase activity is performed in the mitochondrion [7] cannot be found. For clarity not all annotations of each gene product are shown nor all terms between the specified terms and the root node.

[11] with a set of relations created explicitly for use in GO annotation extensions. These were selected and defined for practical use by iterative discussion among curators, and are collected in a file maintained in OBO format [12], and also available in OWL format [13]. To enable curators to select the appropriate relation we have created a graphical web view (Figure 2; [14]), and organized relations into

subsets by entity type (for example, all relations where a chemical entity can be specified are grouped in the 'chemical' subset).

The set of relations used fall into two broad categories – molecular relations, which take an entity such as a gene, gene product, complex or chemical as an argument; and contextual relations, which take an entity such as a cell

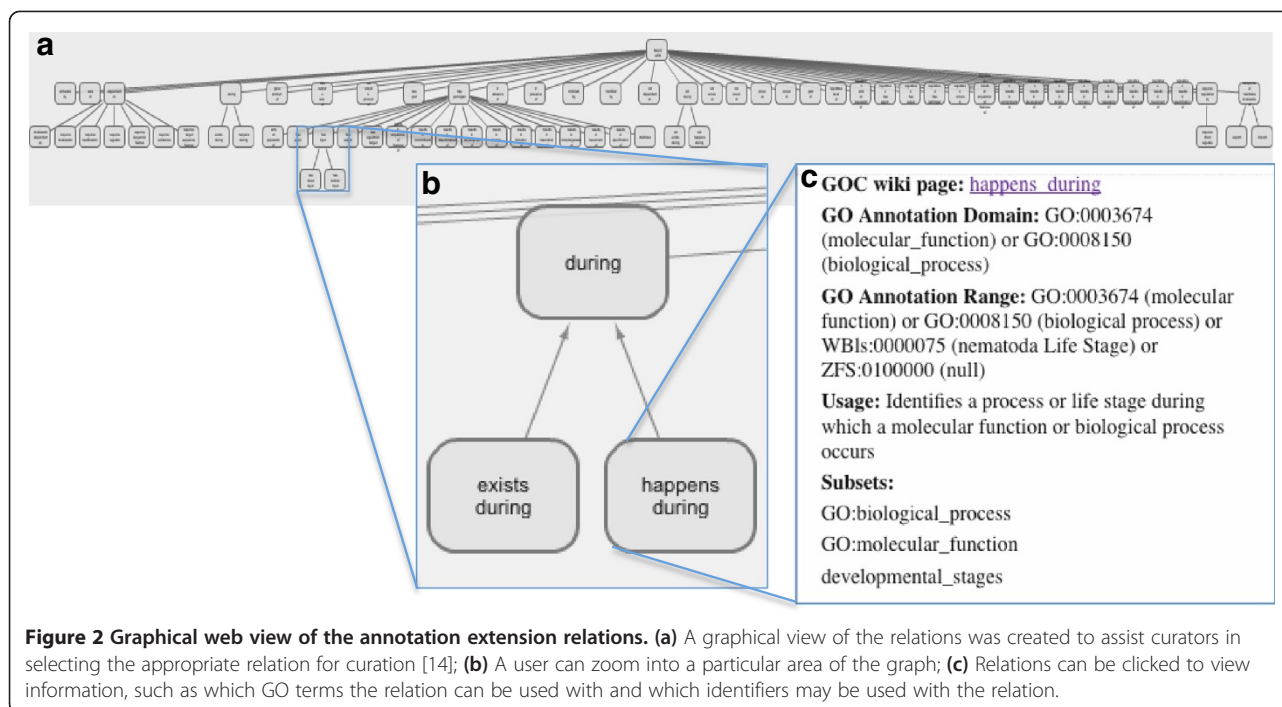


Figure 2 Graphical web view of the annotation extension relations. (a) A graphical view of the relations was created to assist curators in selecting the appropriate relation for curation [14]; (b) A user can zoom into a particular area of the graph; (c) Relations can be clicked to view information, such as which GO terms the relation can be used with and which identifiers may be used with the relation.

type, anatomy term, developmental stage or a GO term as an argument. Table 1 lists the most frequently used annotation extension relations with examples of their usage.

Entities

Identifiers used for the entities in annotation extensions can reference GO or another ontology or database. Each identifier must have a prefix found in the GO Database Abbreviations file [15], for example “UniProtKB” (protein database) [16], “CHEBI” (chemical database) [17], “CL” (cell type ontology) [8], “Uberon” (metazoan anatomy ontology) [9], or “PO” (plant anatomy ontology) [10]. A gene product identifier used in an annotation extension, should be interpreted in the context of the primary GO term used. For example, the inclusion of the gene identifier SGD:S000004660 in the annotation extension field associated with the GO term ‘protein phosphorylation’

should be interpreted as “the protein product of SGD: S000004660 is phosphorylated”.

Combining multiple extensions

In this new system, a single GO annotation can have multiple relational expressions associated with it, where each expression uses a single relation and a single entity. Multiple expressions using the same relation are permitted. For example, if a gene product can carry out its activity in multiple locations or during various processes, multiple *Relation(Entity)* pairs may be added as separate annotation extensions.

To illustrate, consider a gene product that has its activity in a neuron of the hippocampus. Here it would be appropriate to make an extension combining two expressions for both the cell type (neuron) and the gross anatomical structure (hippocampus). If this gene

Table 1 Most commonly used relationships for annotation extension statements and examples of their usage

Contextual relationships	Example (gene product; primary GO term; annotation extension)
part_of	<i>C. elegans</i> psf-1; nucleus; part_of(WBbt:0006804 <i>body wall muscle cell</i>)
occurs_in	Mouse opsin-4; G-protein coupled photoreceptor activity; occurs_in(CL:0000740 <i>retinal ganglion cell</i>)
happens_during	<i>S. pombe</i> wis4; stress-activated MAPK cascade; happens_during(GO:0071470 <i>cellular response to osmotic stress</i>)
Molecular relationships	Example (gene product; primary GO term; annotation extension)
has_regulation_target	Human suppressor of fused homolog SUFU; negative regulation of transcription factor import into nucleus; has_regulation_target(UniProtKB:P08151 <i>zinc finger protein GLI1</i>)
has_input	<i>S. pombe</i> rif2; protein localization to nucleus; has_input(PomBase:SPAC26H5.03 <i>pcf2</i>)
has_direct_input	Human WNK4; chloride channel inhibitor activity; has_direct_input(UniProtKB:Q7LBE3 <i>Solute carrier family 26 member 9</i>)

Molecular relations take an entity such as a gene, gene product, complex or chemical as an argument; contextual relations take an entity such as a cell type, anatomy term, developmental stage or a GO term as an argument. Entity names in italics are shown for clarity and are not part of the annotation extension format.

product also had the same activity in an epithelial cell, this expression could be combined in the same annotation extension.

A description of the semantics of multiple extensions used in the annotation extension model can be found in the 'Methods' section.

Annotation extensions in curation to specify molecular targets

Schizosaccharomyces pombe protein Nep1 illustrates how annotation extensions can be used to represent the multiple targets of a gene product's enzymatic activity. Nep1 is a protease that can deneddylate proteins modified by Nedd8 [18]. It has been shown to deneddylate three cullin proteins, Cul1, Cul3 and Pcu4 (Figure 3a). Using the core GO annotation model described above,

it was not possible to record the cullins as the targets of the deneddylation activity of Nep1. The annotation would be:

'*NEDD8-specific protease activity*' (GO:0019784) with the evidence code 'Inferred from Mutant Phenotype' (IMP) (Figure 3b).

Using annotation extensions the annotation can be enriched as follows: Nep1 is annotated to the term '*NEDD8-specific protease activity*' (GO:0019784) with the evidence code IMP, and with several *Relation(Entity)* pairs specifying the gene product targets of the activity:

```
has_direct_input(PomBase:SPAC17G6.12)|
has_direct_input(PomBase:SPAC24H6.03)|
has_direct_input(PomBase:SPAC3A11.08)
```

(See 'Methods' section for a description of the semantics used in the annotation extension model).

This annotation means that a *nep1* mutant phenotype (IMP evidence in [18]) indicates that Nep1 executes NEDD8-specific protease activity and can deneddylate Cul1 (SPAC17G6.12), Cul3 (SPAC24H6.03) and Pcu4 (SPAC3A11.08) (Figure 3c). We use the relation *has_direct_input* here with a Molecular Function term to indicate the effector-substrate relationship between the gene product and its target protein. The PomBase display of the Nep1 annotation is shown in Figure 4, note the annotation extension relation names have been translated to more human-readable text [19].

Annotation extensions in curation to specify locational context

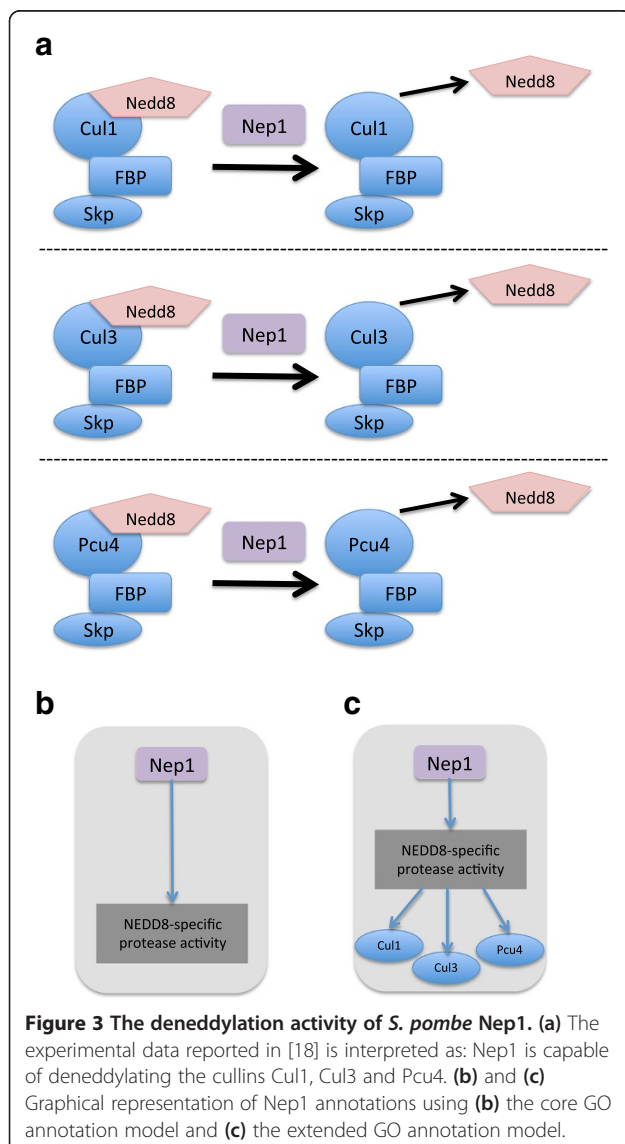
To illustrate how annotation extensions may be used to specify locational context, we use the example of the rat signaling complex subunit, mAKAP. mAKAP has been shown by immunocytochemical assay to be located on the nuclear envelope of cardiomyocytes [20].

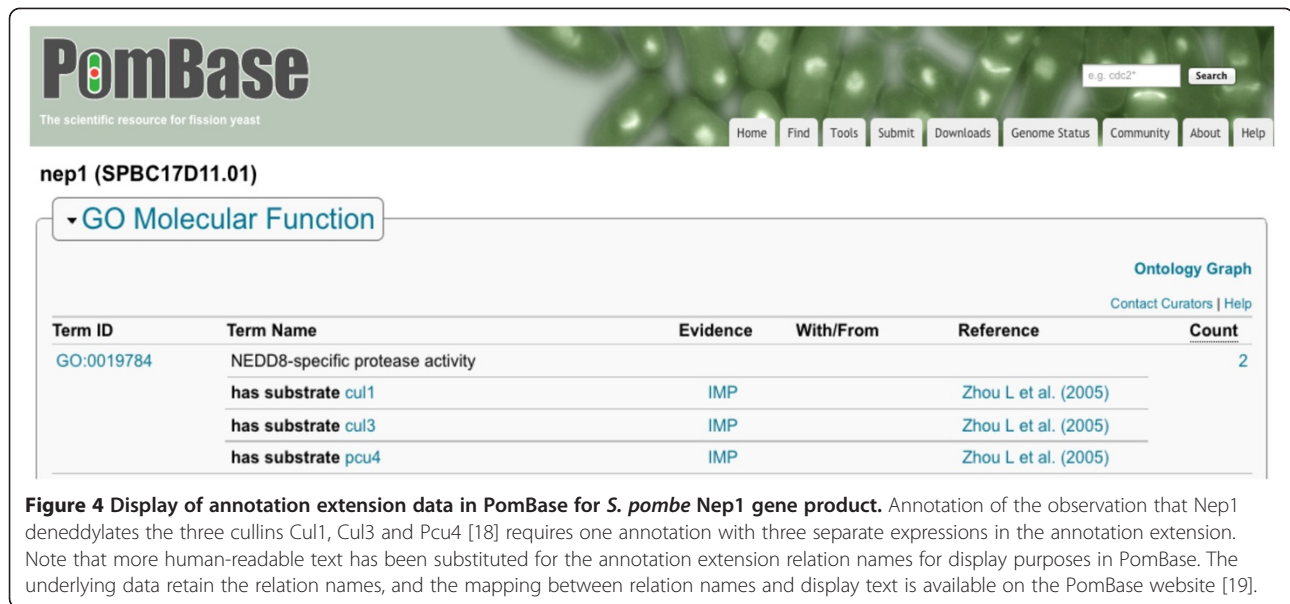
With the core annotation model, we are only able to capture the cellular compartment that mAKAP is located in '*nuclear envelope*' (GO:0005635) with the evidence code 'Inferred from Direct Assay' (IDA).

Using the annotation extension model as follows, we can capture the cellular and anatomical context of the location of mAKAP such that mAKAP is annotated to the term '*nuclear envelope*' (GO:0005635) with the evidence code IDA and with two *Relation(Entity)* pairs specifying the cell and tissue locations of the nuclear envelope:

```
part_of(CL:0002495), part_of(UBERON:0002082)
```

This annotation means that a direct assay (immunocytochemical assay in [20]) has shown that rat mAKAP is





located at the nuclear envelope of 'fetal cardiomyocytes' (CL:0002495) of the 'cardiac ventricle' (UBERON:0002082).

Interconversion of core GO annotations and annotation extensions

As annotation extensions are a relatively new feature of GO curation, we have described and implemented methods that allow legacy tools (i.e. those that do not have support for extensions in their data models) to use extended annotations without loss of specificity [21]. We have also implemented reverse methods that allow the conversion of basic GO annotations to extended annotations. We informally call these methods 'folding' and 'unfolding' respectively, and these make use of the OWL formalization of the GO (see 'Methods' section for details). The folding operation creates a new application ontology on the fly, with each extended annotation materializing a new GO term. An OWL reasoner is used to automatically construct the graph in this new ontology. Application of this method can be seen as a stopgap to allow continued use of existing tools – the resulting application ontology, whilst logically complete, may be unwieldy for querying and browsing. The unfolding method takes annotations to existing highly specific GO terms, and replaces them with an annotation to a more basic GO term, with the equivalent additional information now expressed as extensions. Unfolding annotations is useful for reducing the complexity of GO terms when querying or browsing.

Discussion

Practical application of annotation extensions

Several member groups of the GO Consortium are now producing extended annotations to enrich their dataset.

A summary of the numbers of extended annotations categorized by species is shown in Table 2.

Currently there are few applications, databases or browsers that make use of, or display, extended annotations. In addition to their inclusion in the annotation files, extended annotations are currently displayed in the GO Consortium browser, AmiGO 2 [22] and on the PomBase gene information pages [23] and there are plans to display them in UniProt-GOA's GO browser, QuickGO [24], and on WormBase gene pages [25]. Outside of the GO Consortium, Ensembl Genomes [26] now display annotation extensions for *S. pombe* genes and these can be

Table 2 Extended annotations categorized by species

Species	Total no. manual annotations	No. extended annotations	% extended annotations
Mus musculus	409098	25209	6.2
Homo sapiens	219258	9042	4.1
Saccharomyces cerevisiae	53750	2713	5.0
Schizosaccharomyces pombe	29049	1902	6.5
Caenorhabditis elegans	27488	1102	4.0
Arabidopsis thaliana	101936	503	0.5
Rattus norvegicus	72280	477	0.7
Escherichia coli	11658	426	3.7
Dictyostelium discoideum	19278	228	1.2
Drosophila melanogaster	109886	214	0.2

The number of extended annotations is shown compared to the total number of manual annotations for each species. Calculated with the statistics from the UniProt-GOA database [3] on 21 November 2013.

used for querying annotation sets in the Ensembl Fungi BioMart [27].

As extension data becomes more widely available, querying for functional information can become more sophisticated. Users of the GO will be able to query the annotations for a wealth of specific information, including connections between a gene product and other entities and processes, or the locations — at the subcellular level as well as cell and tissue types — where a gene product performs specific roles. For example, a user could query for all targets of a particular protein kinase, or compose a more specific query to find all the proteins that are involved in blood vessel remodeling during retina vasculature development in the camera-type eye. Annotation extensions capturing effector-target relationships at the cellular level will provide a rich source of directional information for regulatory network reconstruction. For instance, the *has_input* and *has_direct_input* relations can be used to connect signal transducing components of signaling pathways or to link DNA binding regulatory transcription factors with their specific target genes. The inherent directionality encoded in the extension can also be used to increase the information content of existing interaction-based networks. Annotation extensions can also assist with improving the interpretations of pathway analysis. Currently pathway analysis, which uses methods such as term enrichment and pathway topology, is hampered by the lack of functional annotation with associated contextual aspects such as cell or tissue type or dependencies on other gene products or substances [28]. GO has the potential to enable great advances in pathway analysis by providing this contextual information in annotation extensions.

Pre- vs. post-composition of GO terms

As described above, increased specificity of GO annotations has historically been achieved by adding new, more specific ontology terms. However, new term addition cannot accommodate every detail that would be desirable to capture in GO annotations.

Using annotation extensions to increase annotation specificity is logically equivalent to creating new terms in the ontology (see 'Methods' section), but allows a more streamlined approach for information capture at the time of annotation. Extended annotations can be 'folded' to create a logical equivalent of a GO term, regardless of whether the term is included in the ontology. GO terms that are included in the ontology are said to be 'pre-composed', whereas the combination of terms and annotation extensions effectively 'post-compose' a term. It is also possible to perform the inverse and 'unfold' pre-composed GO terms into the equivalent extended annotation expression (see 'Methods' section). Whether terms are pre- or post-composed during the annotation process is thus not critical because it is possible to interconvert

seamlessly between the two. Identical information can thus be captured by either of two routes, creation of a new pre-composed term or during the recording of an annotation.

Although many details captured in annotation extensions will remain outside the scope of GO terms indefinitely, GO developers will investigate systems by which annotation extensions can be automatically converted to pre-composed terms when certain criteria are met, for example where a certain number of annotations have identical extensions and the pre-composed term is in scope. The new terms will be added to the ontology using logical definitions that make them equivalent to the post-compositional annotation. Annotations made previously using post-composition can be processed to the new pre-composed terms.

In the future, maintaining a good balance between pre- and post-composition will be assisted by automated methods to reason over annotations enhanced with annotation extensions to ensure the annotations are consistently grouped by an appropriate common ancestor GO term.

Impact on users of Gene Ontology annotation

The GO Consortium will provide annotation extension data as unfolded annotations, i.e. in the annotation files, the annotation extension will be kept in a separate field to the primary annotation. Consumers of annotation data can therefore choose to be unaffected by annotation extensions by simply ignoring the additional field. However, we do hope that users and tool developers will incorporate the extensions into their tools and workflows to provide additional specificity to their queries and tools. For example, a term enrichment tool provider might provide an option to fold the annotation extensions into pre-composed terms before a user performs term enrichment. A GO browser could be extended to include an option to search folded annotation extensions as well as regular GO terms, e.g. it would be possible to search for all gene products that are involved in epithelial cell differentiation, whether or not the cell type was curated using the specific GO term or in the annotation extension with the more general GO term 'cell differentiation'. A basic query for a GO term will necessarily find the annotations to that term (and its child terms) with and without extensions, the user may choose whether or not to use the extension data.

We encourage users and tool developers to contact us with specific questions so we can assist them with using this data.

Future developments

A longer-term goal of the GO Consortium is to link annotations together to fully describe the directionality and dependencies in a whole pathway or process. Although annotation extensions are not sufficient to represent complete biological pathways, they provide a valuable

set of data that future work can build upon. A more expressive annotation system is now under development within the GO Consortium, which will allow curators to join annotations sourced from different publications and with different supporting evidence to describe entire pathways or sub-processes. The annotation extensions currently being captured will feed directly into the new modular annotation system [29].

Conclusions

GO annotation extensions have been introduced to enhance the depth and utility of annotation data by capturing specific contextual information regarding a gene product's function or location. Curators can now create, on-the-fly, complex GO annotations that describe dependencies and consequences of a gene product's function or location more completely than was previously possible. Data curated using annotation extensions provides a repository for experimentally verified regulation targets for a wide range of gene products, including transcription factors and microRNAs, information that is currently not captured by other standardized annotation approaches. A large corpus of annotations now make use of annotation extensions, and this number is growing rapidly as groups make use of powerful curation tools such as UniProt-GOA's Protein2GO [30]. Extensive annotation enhancement makes GO data more informative for a biologist's understanding of a gene or process of interest, and provides additional value to the data which can be used by GO analysis tool providers to enhance the interpretation of high-throughput datasets, such as those created by next generation sequencing, transcriptomic and proteomic studies.

Methods

Annotation Extension Model

Annotation extensions are a means of dynamically referring to subtypes of existing GO terms, by means of sets of relation-value pairs, connected via either "and" or "or" operators (represented in GO annotation files using "," and "|", respectively).

We present a formal treatment of the GO annotation extension model and the syntax used to write extensions. This formal underpinning is necessary to clarify the semantics of annotation extensions and to enable the use of automated reasoners to perform useful computations. However, the details of the formal underpinnings can be hidden in tools used by curators and end-users, and instead presented in intuitive ways.

Formalization

We formalize the annotation extension model in terms of Description Logics, and in particular the Web Ontology Language (OWL) [31]. The GO is already heavily axiomatized in OWL [32]. In the core GO annotation model, an

annotation is an association between a gene or gene product G and an OWL Class C . C is restricted to be a class from one of the three sub-ontologies of the GO: Molecular Function, Biological Process, or Cellular Component. The meaning of the association varies depending on which of these three sub-ontologies are used – there are a number of ways of formalizing this in OWL, however, we do not provide details here as this is not in the scope of the extensions provided in this manuscript.

The GO annotation extension model is formally a *relaxation* of the core model, in that it allows the annotation to be to any OWL Class Expression that conforms to the following profile.

```
ClassExpression ::= Class | ObjectIntersectionOf  
(Class RelationalExpression+)
```

```
RelationalExpression ::= ObjectSomeValuesFrom  
(ObjectProperty Class)
```

For a description of the constructs used in the above, please see the OWL2 syntax and semantics document [33]. The main language constructs used are (1) intersections, which are interpreted as set-intersection (2) existential restrictions ("some values from") which correspond to standard relationships such as those found in the GO and (3) object properties, also known as relations.

It can be seen that annotation extensions form a subset of the EL++ profile [34], which thus allows the use of fast reasoners such as Elk [35]. This is important for the GO, which contains large numbers of annotations.

One consequence of this model is that the external entities, being related, must be modelled as OWL classes rather than OWL individuals. In practice this is not a limitation, as molecular entities such as proteins are typically modelled as classes [36].

Syntax

Annotation extensions can be expressed in a backwards and forwards compatible extension to existing exchange formats such as Gene Association Format (GAF); GAF 2.0 extends GAF 1.0 by providing an additional column (position 16) in which to write a set of relational expressions, as defined above. This column is optionally filled with a disjunctive expression conforming to the following Bachus Normal Form (BNF) grammar:

```
AnnotationExtension ::=  
RelationalExpressionConjunction {  
  "|"RelationalExpressionConjunction }
```

```
RelationalExpressionConjunction ::=  
RelationalExpression {"," RelationalExpression }  
RelationalExpression ::= RelationSymbol "(" ClassID ")"
```


A disjunction is equivalent to multiple independent annotations each consisting of a conjunctive expression.

The conjunctive expression is translated to an OWL intersection expression whose elements are the main GO class being annotated together with all relational expressions in the conjunction. Each relational expression is translated to an OWL existential restriction (“some values from”). The Relation Symbol is translated to an Object Property from the Relations Ontology, and the ClassID is translated to an OWL class, both according to the mapping provided in the OBO format document [37]. To precisely specify the semantics of multiple extensions in output files, the annotation formats provided by the GO Consortium force the use of either the comma character (“,”) or the pipe character (“|”) to separate each expression, where the comma indicates conjunction (AND) and the pipe indicates disjunction (OR).

For example, an annotation to the term ‘*nuclear envelope*’ (GO:0005635) with an extension field filled with:

```
part_of(CL:0002495), part_of(UBERON:0002082)
```

(where the CL identifier denotes *cardiomyocyte* and the UBERON identifier denotes *cardiac ventricle*) is translated to be an annotation to the OWL class expression:

```
GO_0005635 and (BFO_0000050 some CL_0002495)  
and (BFO_0000050 some UBERON_0002082)
```

(where the BFO (Basic Formal Ontology) identifier denotes the *part_of* relation).

These expressions can be used by OWL reasoners to return guaranteed valid and complete answers to queries such as “find all annotations to classes that are part of a cell nucleus and part of a heart”.

The syntax does not allow nesting of expressions, but the use of parentheses in the grammar allows for the introduction of nesting in the future.

Property Chains

The set of object properties used can be primitive relations (such as *part_of*, *occurs_in* or *regulates*) or relations defined via an object property chain. This effectively allows for a limited level of nesting in the annotated OWL class expression, extending the profile described above to:

```
RelationalExpression ::= ObjectSomeValuesFrom  
(ObjectProperty ClassOrRelationalExpression)
```

```
ClassOrRelationalExpression ::= Class |  
RelationalExpression
```

For example, if a relation expression of *regulates_occurs_in*(CL:0000540) is used, this is equivalent to an OWL class expression

```
regulates some (occurs_in some CL_0000540)
```

Based on the definition of *regulates_occurs_in* <->
regulates o *occurs_in*.

These chains can be expanded in user-views – for example, AmiGO 2 will show the expression above as “*regulates . occurs_in : neuron*”.

Automated validation using reasoning

We use the Elk reasoner to reason over annotation class expressions in order to make sure they are logically coherent according to constraints encoded in the OWL version of the GO, the relations ontology (RO; [11]), and external ontologies. For example, an annotation to a nonsense class expression that contains **occurs_in some apoptosis** is flagged because the reasoner computes that this expression is unsatisfiable, due to the constraint that the range of *occurs_in* is a continuant (i.e. non-process).

We also use reasoning to automatically deepen annotations to class expressions to the Most Specific Class (MSC) in the ontology. For example, if a gene product is annotated to ‘*postsynaptic density*’ (GO:0014069) and has the extension field filled with “*part_of*(CL:0000127)”, this is directly translated to the class expression ‘**postsynaptic density**’ and **part_of some astrocyte** which is inferred to have the MSC GO:0097483 (*glial cell postsynaptic density*) based on equivalence axioms in the GO [5]: ‘**glial cell postsynaptic density**’ EquivalentTo ‘**postsynaptic density**’ and **part_of some ‘glial cell**’ and the axiom ‘**astrocyte**’ SubClassOf ‘**glial cell**’ inferred from the Cell Type Ontology.

These reasoner checks and deepening procedures are performed by the GO Continuous Integration server [38]. We translate Gene Association Files into OWL using OWLTools [39].

Annotation folding and unfolding procedure

We define a process of annotation folding that takes as input the GO plus a set of supporting ontologies together with a set of extended annotations and generates as output an additional ontology plus a set of basic annotations, where the input and output are logically equivalent [21]. For each extended annotation *a* to a term *t* and extension expression *e*, we replace this with an annotation *a'* to a term *t^A*, where *t^A* is added to the application ontology, with an equivalence axiom *t^A* EquivalentTo (*t* and *e*). A fast OWL reasoner such as Elk is used to automatically classify the application ontology. The completeness of the classification is related to the proportion of classes in the core GO ontology that have equivalence axioms.

The converse procedure of annotation unfolding takes as input the GO plus a set of supporting ontologies together with a set of basic annotations and generates as output a simplified GO plus a set of extended annotations. For each annotation a to a term t , if the term t has an equivalence axiom in the GO to an expression (t' and e), where t' is a GO term and e conforms to an extension expression, then replace a with a new annotation a' , where t is replaced by t' and the extension field is filled with e .

Curation procedures

Annotation extensions are created as part of the manual curation process [6]. This involves biological database curators reading full text, peer-reviewed articles to obtain information about gene product functions, the processes in which they are involved and their subcellular locations [1-4]. Curators choose GO terms that describe these aspects of a gene product and assign an evidence code that is appropriate for the type of supporting experiment or statement in the paper. The GO annotations and any annotation extension information are entered into the annotating groups' curation tool for inclusion in their database and/or display on their website. On a periodic basis, each group submits their file(s) of annotations for display on the GO Consortium website [40] and ftp site [41].

Annotation extensions are formatted as *Relation (Entity)* – where 'Entity' is an identifier in an ontology or database, expressed as 'DB:ID' – in the current GO annotation file format (GAF2.0, column 16) [42] and in the new format Gene Product Association Data (GPAD, column 11) [43]. The DB prefix must be listed in the GO Database Abbreviations collection [15].

Data availability and resources

Annotation extensions can be represented in the two GO Consortium-supported annotation formats, GAF 2.0 [42] and GPAD [43]. These files are housed on the Gene Ontology Consortium website [40].

Annotation extension data is available in AmiGO2 [22] and for *S. pombe* genes is additionally displayed on the PomBase gene pages [44] and in the Ensembl Fungi BioMart [27].

Further documentation on annotation extensions can be found on the GO Consortium website [45].

Abbreviations

BFO: Basic formal ontology; CHEBI: Chemical entities of biological interest; CL: Cell type ontology; GAF: Gene association file; GO: Gene ontology; GPAD: Gene product association data; IDA: Inferred from direct assay; IMP: Inferred from mutant phenotype; OBO: Open biomedical ontologies; OWL: Web ontology language; PO: Plant ontology; RO: Relations ontology; UBERON: Uber anatomy ontology.

Competing interests

The authors declare that they have no competing interests.

Authors' contributions

All authors were involved in initial discussions on implementation of annotation extension and relationships. CJM, MAH, RPH, VW, ED, REF, DPH, RCL, YA-F, PM-M and JL defined the set of annotation extension relations currently in use. RPH, MAH, YA-F, ED, REF, DPH, VKK, AL, RCL, PM-M, KV-A and VW contributed annotations with extensions. TS was responsible for the development of Protein2GO to allow for curation of annotation extensions and for the graphical visualization of annotation extension relations. RPH coordinated the writing of the paper. RPH, MAH, JAB, DPH, JL, RCL, CJM, KV-A and VW contributed to the writing of the paper. SJC is responsible for the development of AmiGO2. HD worked on the OWLTools code for folding/unfolding. All authors read and approved the final manuscript.

Acknowledgements

We thank Mark McDowall and Kim Rutherford for producing the PomBase annotation display. We also thank Mais Ammari, Rama Balakrishnan, Lionel Breuza, Leonardo Briganti, Fiona Broackes-Carter, Nancy Campbell, Karen Christie, Gayatri Chavali, Carol Chen, Maria Costanzo, Janos Demeter, Paul Denny, Robert Dodson, Harold Drabkin, Margaret Duesbury, Marine Dumousseau, Selina Dwight, Stacia Engel, Petra Fey, Dianna Fisk, Reija Hieta, Ursula Hinz, Marta Iannucelli, Diane Inglis, Sruthi Jagannathan, Jyoti Khadake, Astrid Lagreid, Luana Licata, Paul Lloyd, Birgit Meldal, Anna Melidoni, Mila Milagros, Robert Nash, Li Ni, Sandra Orchard, Livia Peretto, Pablo Porras Millan, Arathi Raghunath, Silvie Ricard-Blum, Bernd Roecherch, Kim van Roey, Aleksandra Shypitsyna, Dmitry Sitnikov, Marek Skrzypek, Andre Stutz, Michael Tognolli and Edith Wong for additional contributions to the currently available annotation extension data set. The Gene Ontology Consortium is supported by National Human Genome Research Institute (NHGRI) U41 grant HG22073 to Pls JA Blake, JM Cherry, S Lewis, PW Sternberg and P Thomas. This grant supports all authors except those listed hereafter. RC Lovering, VK Khodiyar and T Sawford: British Heart Foundation grants SP/07/007/23671 and RG/13/5/30112. MA Harris, V Wood and A Lock: Wellcome Trust grant WT090548MA. Y Alam-Farouque: Kidney Research UK [RP26/2008] and European Molecular Biology Laboratory core funding. T Sawford and P Mutowo-Mueller: NIH grant 4U41HG006104-04 to UniProt. K Van Aukun: US National Human Genome Research Institute [U41-HG002223] and British Medical Research Council [G070119]. The work performed by H Dietze, S Carbon and CJ Mungall was additionally supported by the Director, Office of Science, Office of Basic Energy Sciences, of the U.S. Department of Energy under Contract No. DE-AC02-05CH11231. The article processing charge was funded by National Human Genome Research Institute (NHGRI) U41 grant HG22073.

Author details

¹European Molecular Biology Laboratory, European Bioinformatics Institute (EMBL-EBI), Wellcome Trust Genome Campus, Hinxton, Cambridge CB10 1SD, UK. ²Department of Biochemistry, Cambridge Systems Biology Centre, University of Cambridge, Sanger Building, 80 Tennis Court Road, Cambridge CB2 1GA, UK. ³The Jackson Laboratory, 600 Main Street, Bar Harbor, ME 04609, USA. ⁴Lawrence Berkeley National Laboratory, Genomics Division, Berkeley, CA 94720, USA. ⁵Centre for Cardiovascular Genetics, Institute of Cardiovascular Science, University College London, London, UK. ⁶California Institute of Technology, Division of Biology 156-29, Pasadena, CA 91125, USA.

Received: 4 March 2014 Accepted: 15 May 2014

Published: 21 May 2014

References

1. Li D, Berardini TZ, Muller RJ, Huala E: **Building an efficient curation workflow for the Arabidopsis literature corpus.** *Database (Oxford)* 2012, **2012**:bas047.
2. Drabkin HJ, Blake JA: **Manual Gene Ontology annotation workflow at the Mouse Genome Informatics Database.** *Database (Oxford)* 2012, **2012**:bas045.
3. Dimmer EC, Huntley RP, Alam-Farouque Y, Sawford T, O'Donovan C, Martin MJ, Bely B, Browne P, Mun Chan W, Eberhardt R, Gardner M, Laiho K, Legge D, Magrane M, Pichler K, Poggioli D, Sehra H, Auchincloss A, Axelsen K, Blatter M-C, Boutet E, Braconi-Quintaje S, Breuza L, Bridge A, Coudert E, Estreicher A, Famiglietti L, Ferro-Rojas S, Feuermann M, Gos A, et al: **The UniProt-GO Annotation database in 2011.** *Nucleic Acids Res* 2011, **40**:D565–D570.

4. Pillai L, Chouvarine P, Tudor CO, Schmidt CJ, Vijay-Shanker K, McCarthy FM: **Developing a biocuration workflow for AgBase, a non-model organism database.** *Database (Oxford)* 2012, **2012**:bas038.
5. Mungall CJ, Bada M, Berardini TZ, Deegan J, Ireland A, Harris MA, Hill DP, Lomax J: **Cross-product extensions of the Gene Ontology.** *J Biomed Inform* 2011, **44**:80–86.
6. Balakrishnan R, Harris MA, Huntley R, Van Auken K, Cherry JM: **A guide to best practices for Gene Ontology (GO) manual annotation.** *Database* 2013, **2013**:bat054.
7. Johansson K, Järnbliden J, Gogvadze V, Morgenstern R: **Multiple roles of microsomal glutathione transferase 1 in cellular protection: a mechanistic study.** *Free Radic Biol Med* 2010, **49**:1638–1645.
8. Meehan TF, Masci AM, Abdulla A, Cowell LG, Blake JA, Mungall CJ, Diehl AD: **Logical development of the cell ontology.** *BMC Bioinforma* 2011, **12**:6.
9. Mungall CJ, Torniai C, Gkoutos GV, Lewis SE, Haendel MA: **Uberon, an integrative multi-species anatomy ontology.** *Genome Biol* 2012, **13**:R5.
10. Avraham S, Tung C-W, Ilic K, Jaiswal P, Kellogg EA, McCouch S, Pujar A, Reiser L, Rhee SY, Sachs MM, Schaeffer M, Stein L, Stevens P, Vincent L, Zapata F, Ware D: **The Plant Ontology Database: a community resource for plant structure and developmental stages controlled vocabulary and annotations.** *Nucleic Acids Res* 2008, **36**:D449–D454.
11. **OBO Relations Ontology.** <http://obo-relations.googlecode.com>.
12. **GO Annotation Extension Relations OBO file.** <http://purl.obolibrary.org/obo/go/extensions/gorel.obo>.
13. **GO Annotation Extension Relations OWL file.** <http://purl.obolibrary.org/obo/go/extensions/gorel.owl>.
14. **GO Annotation Extension Relations graph.** <http://www.ebi.ac.uk/QuickGO/AnnotationExtensionRelations.html>.
15. **GO Database Abbreviations file.** http://www.geneontology.org/doc/GO.xrf_abbs.
16. UniProt Consortium: **Activities at the Universal Protein Resource (UniProt).** *Nucleic Acids Res* 2014, **42**:D191–D198.
17. Hastings J, de Matos P, Dekker A, Ennis M, Harsha B, Kale N, Muthukrishnan V, Owen G, Turner S, Williams M, Steinbeck C: **The ChEBI reference database and ontology for biologically relevant chemistry: enhancements for 2013.** *Nucleic Acids Res* 2013, **41**:D456–D463.
18. Zhou L, Watts FZ: **Nep1, a Schizosaccharomyces pombe deneddylating enzyme.** *Biochem J* 2005, **389**:307–314.
19. **PomBase annotation extension relation display.** <http://www.pombase.org/documentation/gene-page-annotation-extension-relation-display>.
20. Kapiloff MS, Jackson N, Airhart N: **mAkap and the ryanodine receptor are part of a multi-component signaling complex on the cardiomyocyte nuclear envelope.** *J Cell Sci* 2001, **114**:3167–3176.
21. **Annotation Extension Folding.** <http://code.google.com/p/owltools/wiki/AnnotationExtensionFolding>.
22. **AmiGO 2.** <http://amigo2.berkeleybop.org/cgi-bin/amigo2/amigo>.
23. Wood V, Harris MA, McDowall MD, Rutherford K, Vaughan BW, Staines DM, Aslett M, Lock A, Bähler J, Kersey PJ, Oliver SG: **PomBase: a comprehensive online resource for fission yeast.** *Nucleic Acids Res* 2012, **40**:D695–D699.
24. **QuickGO.** <http://www.ebi.ac.uk/QuickGO>.
25. Yook K, Harris TW, Bieri T, Cabunoc A, Chan J, Chen WJ, Davis P, de la Cruz N, Duong A, Fang R, Ganesan U, Grove C, Howe K, Kadam S, Kishore R, Lee R, Li Y, Muller H-M, Nakamura C, Nash B, Ozersky P, Paulini M, Raciti D, Rangarajan A, Schindelman G, Shi X, Schwarz EM, Ann Tuli M, Van Auken K, Wang D, et al: **WormBase 2012: more genomes, more data, new website.** *Nucleic Acids Res* 2012, **40**:D735–D741.
26. Kersey PJ, Lawson D, Birney E, Derwent PS, Haimel M, Herrero J, Keenan S, Kerhornou A, Koscielny G, Kähäri A, Kinsella RJ, Kulesha E, Maheswari U, Megy K, Nuhn M, Proctor G, Staines D, Valentin F, Vilella AJ, Yates A: **Ensembl Genomes: extending Ensembl across the taxonomic space.** *Nucleic Acids Res* 2010, **38**:D563–D569.
27. **Ensembl Fungi BioMart.** <http://fungi.ensembl.org/biomart/martview/>.
28. Khatri P, Sirota M, Butte AJ: **Ten years of pathway analysis: current approaches and outstanding challenges.** *PLoS Comput Biol* 2012, **8**:e1002375.
29. Thomas P: **Building biological function modules from molecules to populations.** <http://viewvc.geneontology.org/viewvc/GO-SVN/trunk/experimental/lego/docs/PThomaslego-Whitepaper-2010-03.pdf>.
30. Barrell D, Dimmer E, Huntley RP, Binns D, O'Donovan C, Apweiler R: **The GOA database in 2009—an integrated Gene Ontology Annotation resource.** *Nucleic Acids Res* 2009, **37**:D396–D403.
31. **OWL Web Ontology Language.** <http://www.w3.org/TR/owl-guide/>.
32. Hill DP, Adams N, Bada M, Batchelor C, Berardini TZ, Dietze H, Drabkin HJ, Ennis M, Foulger RE, Harris MA, Hastings J, Kale NS, de Matos P, Mungall CJ, Owen G, Roncaglia P, Steinbeck C, Turner S, Lomax J: **Dovetailing biology and chemistry: integrating the Gene Ontology with the ChEBI chemical ontology.** *BMC Genomics* 2013, **14**:513.
33. **OWL2 syntax and semantics document.** <http://www.w3.org/TR/owl2-syntax/>.
34. **OWL 2 EL profile.** http://www.w3.org/TR/owl2-profiles/#OWL_2_EL.
35. **ELK reasoner.** <http://code.google.com/p/elk-reasoner/>.
36. Natale DA, Arighi CN, Barker WC, Blake J, Chang T-C, Hu Z, Liu H, Smith B, Wu CH: **Framework for a protein ontology.** *BMC Bioinformatics* 2007, **8**(Suppl 9):S1.
37. **OBO format document.** <https://code.google.com/p/oboformat/>.
38. **Continuous Integration of Open Biological Ontology Libraries.** <http://bio-ontologies.knowledgeblog.org/405>.
39. **OWL Tools.** <http://code.google.com/p/owltools/wiki/OortGAFs>.
40. **Gene Ontology Consortium Annotation File Download.** <http://geneontology.org/GO.downloads.annotations.shtml>.
41. **GO Consortium Gene Association ftp Downloads.** <ftp://ftp.geneontology.org/pub/go/gene-associations/>.
42. **Gene Association File Format 2.0 guide.** http://www.geneontology.org/GO.format.gaf-2_0.shtml.
43. **Gene Product Association Data File Format.** <http://www.geneontology.org/GO.format.gpad.shtml>.
44. **PomBase website.** <http://www.pombase.org/>.
45. **Annotation Extension documentation.** <http://www.geneontology.org/GO.annotation.extension.shtml>.

doi:10.1186/1471-2105-15-155

Cite this article as: Huntley et al.: A method for increasing expressivity of Gene Ontology annotations using a compositional approach. *BMC Bioinformatics* 2014 **15**:155.

Submit your next manuscript to BioMed Central and take full advantage of:

- Convenient online submission
- Thorough peer review
- No space constraints or color figure charges
- Immediate publication on acceptance
- Inclusion in PubMed, CAS, Scopus and Google Scholar
- Research which is freely available for redistribution

Submit your manuscript at
www.biomedcentral.com/submit

