



Formula for two-loop divergent part of 4-D Yang–Mills effective action

A. V. Ivanov^{1,2,a} , N. V. Kharuk^{1,2,b} 

¹ St. Petersburg Department of Steklov Mathematical Institute of Russian Academy of Sciences, 27 Fontanka, St. Petersburg 191023, Russia

² Leonhard Euler International Mathematical Institute, 10 Pesoch'naya nab., St. Petersburg 197022, Russia

Received: 21 August 2022 / Accepted: 13 October 2022 / Published online: 7 November 2022

© The Author(s) 2022

Abstract In the paper, we study the two-loop contribution to the effective action of the four-dimensional quantum Yang–Mills theory. We derive a new formula for the contribution in terms of three functions, formed from the Green's function expansion near the diagonal. This result can be applied to different types of regularization. Therefore, we test it by using the dimensional regularization and cutoff ones and show the consistence with the results, obtained in other works.

1 Introduction

The Yang–Mills fields firstly appeared in the paper [1]. These objects have quite natural geometrical [2–4] and physical [5] interpretations that leads to their fundamental nature and relevance in the modern theoretical and mathematical physics. The quantum theory of these fields has a number of mathematical problems nowadays. Let us consider one of them.

As it is known, the most popular tool to investigate the Yang–Mills theory is the perturbative expansion (with the use of the Feynman diagrams [6]) of the path integral, see [7]. Such way is quite fruitful, but every term of the decomposition can contain integrals that do not converge and, hence, should be regularized. In this case we need to use the renormalization theory [8–10] that makes the Yang–Mills theory physically meaningful and finite. At the same time the use of the renormalization procedure depends on the type of regularization [11, 12].

One of the most common types of regularization are dimensional [13, 14] and cutoff [15–18]. Each approach has its own pros and cons. For example, the dimensional regularization allows simple version of multi-loop calculations

[19–26] and preserves a gauge invariance. However, it does not have a physical nature, because we need to work in non-integer-dimensional space. Another example is the cut-off regularization that has quite clear physical nature, but it can violate the gauge invariance and allows the appearance of non-logarithmic divergences, see [27–30]. Of course, there are other types of regularization, such as Pauli–Villars [31], regularization by higher covariant derivatives [7, 32], or implicit regularization [33, 34], but they are not considered in the paper.

In the present work we study an infrared part in the coordinate representation (or ultraviolet part in the momentum one) of the two-loop contribution to the Yang–Mills effective action. We derive a new formula for this part in terms of three functions, which follow from the expansion of the Green's function near the diagonal. At the same time we do not concretize the scheme of the regularization, so the formula has general nature. As an example, we test our formula using different popular types of regularization and demonstrate consistency of the results.

We believe that our results are useful and interesting, because they give the ability to investigate regularizations on the example of the four-dimensional Yang–Mills theory. As it is mentioned above, not any regularization satisfies all required properties. Hence, this is very important and helpful to have a simple way to check and control.

The structure of the work is the following. In Sect. 2 we introduce basic information, such as properties of the Yang–Mills theory and the heat kernel expansion, and formulate the main results. Then, in Sect. 3 we introduce new types of vertices for working with the perturbative expansion. After that, in Sect. 4 we derive and prove the main result, and in Sect. 5 we test the final formula by using the dimensional and cutoff regularizations. In the conclusion we give a few remarks.

^a e-mail: regul1@mail.ru (corresponding author)

^b e-mail: natakharuk@mail.ru

2 Basic concepts and results

2.1 Yang–Mills theory

Let G be a compact semisimple Lie group [4], and \mathfrak{g} is its Lie algebra of a dimension $\dim \mathfrak{g}$. Let t^a be the generators of the algebra \mathfrak{g} , where $a = 1, \dots, \dim \mathfrak{g}$, such that the relations hold

$$[t^a, t^b] = f^{abc}t^c, \quad \text{tr}(t^a t^b) = -2\delta^{ab}, \tag{1}$$

where f^{abc} are antisymmetric structure constants for \mathfrak{g} , and 'tr' is the Killing form. We work with an adjoint representation, so it is easy to verify that the structure constants have the following crucial properties

$$\begin{aligned} f^{abc} f^{aef} &= f^{abf} f^{aec} - f^{acf} f^{aeb}, \\ f^{abc} f^{abe} &= c_2 \delta^{ce}, \end{aligned} \tag{2}$$

where c_2 is a normalization constant (a value of a Casimir operator in the adjoint representation) for the Lie group G .

Let $x, y \in U$, where U is a smooth convex open domain from \mathbb{R}^d , and Greek letters μ, ν denote the coordinate components. Then, by symbol $B_\mu(x) = B_\mu^a(x)t^a$, where $B_\mu(\cdot) \in C^\infty(U, \mathfrak{g})$ for all values of μ , we define the components of a Yang–Mills connection. The operator $B_\mu(x)$ as an element of the Lie algebra acts by commutator according to the adjoint representation. Hence, we treat $B_\mu(x)$ as a matrix-valued operator with the components $f^{ab} B_\mu^d(x)$.

Then, after introducing the components of the field strength tensor in the form

$$F_{\mu\nu}^a = \partial_\mu B_\nu^a - \partial_\nu B_\mu^a + f^{abc} B_\mu^b B_\nu^c,$$

we can formulate a classical action of the Yang–Mills theory [7]

$$S[B] = \frac{1}{4g^2} \int_{\mathbb{R}^4} d^4x F_{\mu\nu}^a F_{\mu\nu}^a = \frac{W_{-1}}{4g^2}, \tag{3}$$

where g is a coupling constant, and $W_{-1} = W_{-1}[B]$ is an auxiliary functional [35–37].

Further, we are going to present a formula for a pure effective action. For the purpose, we need to introduce several additional objects. First of all we define the left and the right derivatives. Let $h(\cdot) \in C^1(U, \mathfrak{g})$ be an operator, and $h^{ab}(x)$ be its matrix components in the point x , then

$$\begin{aligned} \overrightarrow{D}_{x^\mu}^{ab} h^{bc}(x) &= \partial_{x^\mu} h^{ac}(x) + f^{adb} B_\mu^d(x) h^{bc}(x), \\ h^{ab}(x) \overleftarrow{D}_{x^\mu}^{bc} &= \partial_{x^\mu} h^{ac}(x) - h^{ab}(x) f^{bdc} B_\mu^d(x). \end{aligned} \tag{4}$$

Next we give formulae for auxiliary differential operators at $x \in U$

$$\begin{aligned} M_0^{ab} &= -\overrightarrow{D}_\mu^{ae} \overrightarrow{D}_\mu^{eb}, \\ M_{1\mu\nu}^{ab} &= M_0^{ab} \delta_{\mu\nu} - 2f^{acb} F_{\mu\nu}^c, \end{aligned} \tag{5}$$

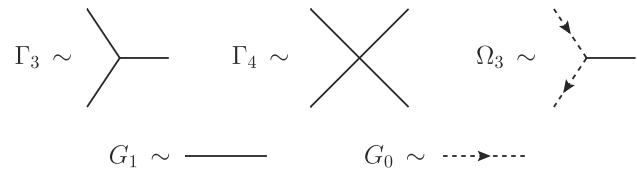


Fig. 1 Diagram technique elements

and vertex operators with functional derivatives

$$\Gamma_1 = - \int_{\mathbb{R}^4} d^4x \frac{\delta}{\delta J_\nu^a} \overrightarrow{D}_\mu^{ab} F_{\mu\nu}^b, \tag{6}$$

$$\Gamma_3 = \int_{\mathbb{R}^4} d^4x \left(\overrightarrow{D}_\mu^{ae} \frac{\delta}{\delta J_\nu^e} \right) f^{abc} \frac{\delta}{\delta J_\mu^b} \frac{\delta}{\delta J_\nu^c}, \tag{7}$$

$$\Gamma_4 = \frac{1}{4} \int_{\mathbb{R}^4} d^4x f^{abc} \frac{\delta}{\delta J_\mu^b} \frac{\delta}{\delta J_\nu^c} f^{aed} \frac{\delta}{\delta J_\mu^e} \frac{\delta}{\delta J_\nu^d}, \tag{8}$$

$$\Omega_3 = \int_{\mathbb{R}^4} d^4x \left(\overrightarrow{D}_\mu^{ab} \frac{\delta}{\delta b^b} \right) f^{aed} \frac{\delta}{\delta J_\mu^e} \frac{\delta}{\delta \bar{b}^d}, \tag{9}$$

where J_μ^a and the ghost fields b^a and \bar{b}^a , see [38], have smooth densities. Then let us define the Green's functions G_0 and G_1 for the Laplace-type operators M_0 and M_1 by the equalities

$$\begin{aligned} M_{1\mu\nu}^{ab} G_{1\nu\rho}^{bc}(x, y) &= \delta^{ac} \delta_{\mu\rho} \delta(x - y), \\ M_0^{ab} G_0^{bc}(x, y) &= \delta^{ac} \delta(x - y). \end{aligned} \tag{10}$$

The Green's functions $G_{1\nu\rho}^{bc}$ and G_0^{bc} correspond to the Yang–Mills field and the ghost field, respectively. Then, the vertices Γ_3 and Γ_4 are related to the self-action of the Yang–Mills fields, while the vertex Ω_3 is responsible for the interaction of ghost fields with the Yang–Mills field.

We note that according to the rules of Feynman diagram technique, formulae (6)–(9), and (10) are connected to their diagrammatic representation, see [39,40] and Fig. 1.

Now we are ready to introduce a pure effective action for the Yang–Mills theory. Let us apply the background field method [41–46] to the path integral formulation of the Yang–Mills theory. Also, we define an additional functional of B_μ^a

$$\begin{aligned} W[B] = S[B] + \left\{ \frac{1}{2} \ln \det(M_1/M_1|_{B=0}) \right. \\ \left. - \ln \det(M_0/M_0|_{B=0}) \right\} + W_h[B], \end{aligned} \tag{11}$$

where the first term is the classical action (3), then there is a one-loop correction proportional to $\ln \det$, and the third term $W_h[B]$ corresponds to higher loops contributions and has the following form

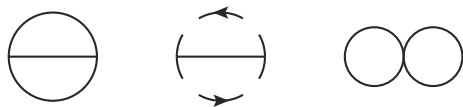


Fig. 2 Two-loop contributions to $W_h[B]$

$$W_h[B] = -\ln \left(\exp \left(-\Gamma_1/g - g\Gamma_3 - g^2\Gamma_4 + g\Omega_3 \right) Z[J, b, \bar{b}] \Big|_{J_\mu=b=\bar{b}=0} \right) \Big|_{\text{1PI part}}, \tag{12}$$

and the generating functional $Z[J, b, \bar{b}] = \exp(g_1 + g_0)$ consists of

$$g_1 = \frac{1}{2} \int_{\mathbb{R}^4} d^4x \int_{\mathbb{R}^4} d^4y J_\mu^a(x) G_{1\mu\nu}^{ab}(x, y) J_\nu^b(y),$$

$$g_0 = \int_{\mathbb{R}^4} d^4x \int_{\mathbb{R}^4} d^4y \bar{b}^a(x) G_0^{ab}(x, y) b^b(y). \tag{13}$$

For example, the functional $W_h[B]$ in the first order corresponds to the two-loop contributions, shown in Fig. 2.

Then the pure effective action can be represented in the following form

$$W_{\text{eff}}[B] = W[B] - W[0]. \tag{14}$$

We note that this definition does not include terms not depending on the background field, because we have excepted an unimportant constant $W[0]$.

2.2 Heat kernel expansion

The main object in the heat kernel expansion is a path-ordered exponential. Let us give an appropriate definition by the following formula

$$\Phi^{ab}(x, y) = \delta^{ab} + \sum_{k=1}^{+\infty} (-1)^k \int_0^1 ds_1 \dots \int_0^{s_{k-1}} ds_k (x - y)^{\mu_1 \dots \mu_k} \left(f^{ad_1 c_1} B_{\mu_1}^{d_1}(z(s_1)) \dots \left(f^{c_{k-1} d_{k-1} b} B_{\mu_{k-1}}^{d_{k-1}}(z(s_{k-1})) \right) \right), \tag{15}$$

where $z^\mu(s) = y^\mu + s(x - y)^\mu$, see [47,48].

Such type of operators has some useful properties, that can be formulated in the form

$$\begin{aligned} \Phi^{ab}(x, z)\Phi^{bc}(z, y) &= \Phi^{ac}(x, y), \\ (\Phi^{-1})^{ab}(x, y) &= \Phi^{ab}(y, x) = \Phi^{ba}(x, y), \\ \Phi^{ab}(y, y) &= \delta^{ab}, \end{aligned} \tag{16}$$

where the point $z \in U$ belongs to a straight line passing through the points x and y . In other words, it means that there is such $s \in \mathbb{R}$, that the equality $z^\mu = y^\mu + s(x - y)^\mu \in U$

holds. The proofs of the properties described above can be found in [47,49,50].

Therefore, we can formulate the differential equations for the exponential as

$$\begin{aligned} (x - y)^\mu \overrightarrow{D}_{x^\mu}^{ab} \Phi^{bc}(x, y) &= 0, \\ \Phi^{ab}(x, y) \overleftarrow{D}_{y^\mu}^{bc} (x - y)^\mu &= 0. \end{aligned} \tag{17}$$

The proof can be achieved by straight differentiation of (15) and integration by parts, see [47,49].

Now we want to remember some basic concepts of the heat kernel expansion and the corresponding useful results. Let us introduce a Laplace-type operator A , which has a more general view than in (5). Locally, it has the following form

$$A^{ab}(x) = -IM_0^{cd}(x) - v^{ab}(x), \tag{18}$$

where I is an arbitrary $n \times n$ with $n \in \mathbb{N}$, and $v^{ab}(x)$ is a $n \times n$ matrix-valued smooth potential, such that the operator A is symmetric. If we take $n = 4$, $(I)_{\mu\nu} = \delta_{\mu\nu}$, and $(v^{ab})_{\mu\nu}(x) = 2f^{acb} F_{\mu\nu}^d(x)$, then we obtain the operator $M_{1\mu\nu}^{ab}(x)$. Also, for the convenience we will not write the unit matrix I in the rest of the text, because this does not create confusion.

Then from the general theory we know that an asymptotic expansion of a solution of the problem

$$\begin{aligned} (\delta^{ac} \partial_\tau + A^{ac}(x)) K^{cb}(x, y; \tau) &= 0, \\ K^{ab}(x, y; 0) &= \delta^{ab} \delta(x - y), \end{aligned} \tag{19}$$

for enough small values of the proper time $\tau \rightarrow +0$ can be found in the form [49,51–55]

$$K^{ab}(x, y; \tau) = (4\pi\tau)^{-2} e^{-|x-y|^2/4\tau} \sum_{k=0}^{+\infty} \tau^k \mathfrak{a}_k^{ab}(x, y). \tag{20}$$

The coefficient $\mathfrak{a}^{ab}(x, y)$ of expansion (20), Seeley–DeWitt coefficients, can be calculated recurrently, because they satisfy the following system of equations

$$\begin{aligned} \mathfrak{a}_0^{ab}(x, y) &= \Phi^{ab}(x, y), \\ (k + (x - y)^\sigma \overrightarrow{D}_{x^\sigma}^{ac}) \mathfrak{a}_k^{cb}(x, y) &= -A^{ac}(x) \mathfrak{a}_{k-1}^{cb}(x, y), \end{aligned} \tag{21}$$

where $k \geq 1$.

The operators M_0^{ab} and $M_{1\mu\nu}^{ab}$ for the Yang–Mills theory are special cases of the operator A^{ab} . Hence, using the formulae introduced above, we can write out the following asymptotic behaviour for the Green’s function in the four-dimensional space [52,56]

$$\begin{aligned} (A^{-1})^{ab}(x, y) &= R_0(x - y) \mathfrak{a}_0^{ab}(x, y) + R_1(x - y) \mathfrak{a}_1^{ab}(x, y) \\ &\quad + R_2(x - y) \mathfrak{a}_2^{ab}(x, y) + \mathcal{P}S^{ab}(x, y) \\ &\quad + \mathcal{Z}\mathcal{M}^{ab}(x, y), \end{aligned} \tag{22}$$

where

$$R_0(x) = \frac{1}{4\pi^2|x|^2}, \quad R_1(x) = -\frac{\ln(|x|^2\mu^2)}{16\pi^2},$$

$$R_2(x) = \frac{|x|^2(\ln(|x|^2\mu^2) - 1)}{64\pi^2}, \tag{23}$$

\mathcal{PS}^{ab} is a non-local part, depending on the boundary conditions of a spectral problem, and \mathcal{ZM}^{ab} is a number of local zero modes to satisfy the problem. Let us note, it was shown in the paper [57], that an infrared part in the second loop does not depend on \mathcal{ZM}^{ab} . Moreover, in the calculation process, we can choose \mathcal{ZM}^{ab} in such a way, that the non-local part \mathcal{PS}^{ab} would have the following behaviour near the diagonal $x \sim y$

$$\mathcal{PS}^{ab}(x, y) = -\frac{|x - y|^2}{27\pi^2} a_2^{ab}(y, y)(1 + o(1)). \tag{24}$$

As it was noted in the papers [18,20,21], the two-loop contribution to the β -function can contain only terms proportional to the classical action W_{-1} . This is beneficial observation, because we have the ability to consider a simplified version of the background field. The connection components have the form

$$B_\mu^a(x) \rightarrow \tilde{B}_\mu^a(x) = \frac{1}{2} x^\nu \tilde{F}_{\nu\mu}^a, \tag{25}$$

where a new field strength $(\tilde{F}_{\nu\mu})^{ac} = f^{abc} \tilde{F}_{\nu\mu}^b$ satisfies the following two equalities

$$f^{acd} f^{deb} \tilde{F}_{\nu\mu}^c \tilde{F}_{\sigma\rho}^e = f^{acd} f^{deb} \tilde{F}_{\sigma\rho}^c \tilde{F}_{\nu\mu}^e \tag{26}$$

and $\partial_{x^\sigma} \tilde{F}_{\nu\mu}^a = 0$ for all $\mu, \nu, \sigma, \rho, a, b$.

The first relation means that the field strength is commutative (in the matrix sense), while the second one removes the dependence on all space variables. Additionally, we will require the normalization condition to be fulfilled $\tilde{F}_{\mu\nu}^a \tilde{F}_{\mu\nu}^a = 1$. As an example, we can take the following matrix

$$(\tilde{F}_{\mu\nu}^a) = \frac{1}{\sqrt{8 \dim \mathfrak{g}}} \begin{pmatrix} 0 & 1 & 0 & 1 \\ -1 & 0 & 1 & 0 \\ 0 & -1 & 0 & 1 \\ -1 & 0 & -1 & 0 \end{pmatrix} \tag{27}$$

for all $a \in \{1, \dots, \dim \mathfrak{g}\}$.

2.3 Results

Now let us make some additional preparatory steps. First of all we should draw attention that we investigate the two-loop contribution to the effective action (14). It means that we are interested in the terms from $W_h[B] - W_h[0]$ proportional to g^2 , see formula (12).

Let us define ten auxiliary constructions: I_9 and I_{10} are from (70), and eight integrals are defined by the following formulae

$$I_8 = c_2^2 \int_{B_{1/\mu}} d^d x \left(\partial_{x^\mu} R_0 \right) R_0 \times \partial_{x^\mu} \left(\frac{|x|^2}{12d} R_1 + \frac{1}{12} R_2 - \frac{|x|^2}{2^9 3 \pi^2} \right) \Big|_{\text{IR}}, \tag{28}$$

$$I_1 = c_2^2 \int_{B_{1/\mu}} d^d x \left(\partial_{x^\mu} R_0 \right) R_0 \partial_{x^\mu} \left(\frac{|x|^2}{12d} R_1 + \frac{(d-24)}{12d} R_2 + \frac{(24-d)}{2^9 3 d \pi^2} |x|^2 \right) \Big|_{\text{IR}}, \tag{29}$$

$$I_2 = c_2^2 \int_{B_{1/\mu}} d^d x \left(\partial_{x^\mu} R_0 \right) \left(\partial_{x^\mu} R_0 \right) \left(\frac{|x|^2}{12d} R_1 + \frac{(d-24)}{12d} R_2 + \frac{(24-d)}{2^9 3 d \pi^2} |x|^2 \right) \Big|_{\text{IR}}, \tag{30}$$

$$I_3 = -\frac{2c_2^2}{d} \int_{B_{1/\mu}} d^d x \left(\partial_{x^\mu} R_0 \right) \left(\partial_{x^\mu} R_1 \right) R_1 \Big|_{\text{IR}}, \tag{31}$$

$$I_4 = -2c_2^2 \int_{B_{1/\mu}} d^d x R_0 \left(\partial_{x^\mu} R_1 \right) \left(\partial_{x^\mu} R_1 \right) \Big|_{\text{IR}}, \tag{32}$$

$$I_5 = -\frac{c_2^2}{2d} \int_{B_{1/\mu}} d^d x R_1 x^\mu \partial_{x^\mu} R_0^2 \Big|_{\text{IR}}, \tag{33}$$

$$I_6 = \frac{c_2^2}{2d} \int_{B_{1/\mu}} d^d x R_0^2 x^\mu \partial_{x^\mu} R_1 \Big|_{\text{IR}}, \tag{34}$$

$$I_7 = \frac{c_2^2}{8d} \int_{B_{1/\mu}} d^d x |x|^2 R_0^3 \Big|_{\text{IR}}, \tag{35}$$

where the functions $R_0, R_1,$ and R_2 with omitted arguments were introduced in (23), and the symbol ‘‘IR’’ shows that some type of infrared regularization has been applied. Additionally, the equal sign $\stackrel{\text{IR}}{=}$ means that the constructions on both sides contain the same infrared logarithmic singularities. Non-logarithmic singularities, depending on the background field, do not appear in the calculations. At the same time all constants are cancelled due to definition (14).

Let us formulate the main result of the paper. The divergent part of the multi-loop pure effective action, defined in formula (14), has the following representation

$$W_h[B] - W_h[0] \Big|_{\text{IR-reg.}} \stackrel{\text{IR}}{=} \eta W_{-1} + o(g^2), \tag{36}$$

where

$$\eta \stackrel{\text{IR}}{=} -\sum_{n=1}^6 \mathcal{J}_n \stackrel{\text{IR}}{=} g^2 \left((3d-3)I_1 + \frac{(3d-4)}{2}I_2 + \frac{(d+2)}{2}I_3 + \frac{(2d-5)}{2d}I_4 + \frac{(8-d)}{2}I_5 + \frac{(d+2)}{2}I_6 + \frac{(3d-4)}{2}I_7 - I_8 + \frac{3}{2}I_9 + \frac{5}{2}I_{10} \right). \tag{37}$$

The simulations for four types of regularization, dimensional one and three types of cutoff one, are presented in Sect. 5.2. We note that formula (36) does not include counterterms. They are calculated separately in Sect. 4.4, and they are also presented in Sect. 5.3. All computations give proper results, consistent with the answers obtained earlier. Thereby, our new formula is confirmed and can be used in calculations with other different regularizations. We also compare the regularizations between themselves in Sect. 5 and show their pros and cons in the sense of computational difficulty.

Additionally, we note that we have written only new result for the second loop. The first loop, see the second term on the right hand side of formula (11), is very well known, see [15, 16, 18], and can be found in Sect. 4.4 devoted to the quantum equation of motion.

3 Modified vertices

In the section we improve the diagram technique rules by introducing several types for each vertex. First of all, let us note that the standard vertices Γ_3 and Ω_3 from (7) and (9) are linear functionals of the background field. Hence, we can divide them into two parts in the following way

$$\Gamma_3^0 = \int_{\mathbb{R}^d} d^d x \left(\partial_{x^\mu} \frac{\delta}{\delta J_\nu^a} \right) f^{abc} \frac{\delta}{\delta J_\mu^b} \frac{\delta}{\delta J_\nu^c},$$

$$\Gamma_3^1 = \frac{1}{2} \int_{\mathbb{R}^d} d^d x \left(f^{ade} x^\sigma \tilde{F}_{\sigma\mu}^d \frac{\delta}{\delta J_\nu^e} \right) f^{abc} \frac{\delta}{\delta J_\mu^b} \frac{\delta}{\delta J_\nu^c}, \quad (38)$$

$$\Omega_3^0 = \int_{\mathbb{R}^d} d^d x \left(\partial_{x^\mu} \frac{\delta}{\delta b^a} \right) f^{abc} \frac{\delta}{\delta J_\mu^b} \frac{\delta}{\delta \bar{b}^c},$$

$$\Omega_3^1 = \frac{1}{2} \int_{\mathbb{R}^d} d^d x \left(f^{ade} x^\sigma \tilde{F}_{\sigma\mu}^d \frac{\delta}{\delta b^a} \right) f^{abc} \frac{\delta}{\delta J_\mu^b} \frac{\delta}{\delta \bar{b}^c}, \quad (39)$$

where we introduced the dimension of the space in a general way (by the symbol d), so that it would be possible to consider the dimensional regularization. Before the regularization is applied, it is equal to 4. In the same way, the vertices from (38) correspond to the Yang–Mills fields, while the formulae from (39) are related to the interaction of the ghost fields and the Yang–Mills field.

According to the main idea we define the corresponding Feynman diagram technique for the new vertices. They are depicted in Figs. 3, 4, and 5, where we have marked the derivative ∂_{x^μ} by a black dot and the simplified background field \tilde{B}_μ by a cross. Such type of technique rules is a modified version of one suggested in the paper [21]. Also, we should note that the arcs on the vertices symbolise the summation of the corresponding space indices, and the order of the external lines is related to the order of the group indices in the structure constant.

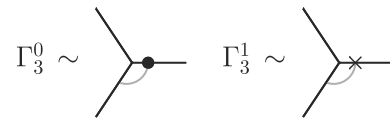


Fig. 3 Diagram technique elements for the new three-vertices (without the ghost field) defined in formula (38)

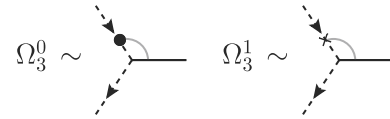


Fig. 4 Diagram technique elements for the new three-vertices (with the ghost field) defined in formula (39)

Also, we note that the new vertices and the previous ones satisfy the following relations

$$\Gamma_3^0 = \Gamma_3|_{B=0}, \quad \Gamma_3^1 = \Gamma_3|_{B \rightarrow \tilde{B}}, \quad (40)$$

$$\Omega_3^0 = \Omega_3|_{B=0}, \quad \Omega_3^1 = \Omega_3|_{B \rightarrow \tilde{B}}.$$

To proceed we need to find the asymptotics for the initial Green’s functions G_0 and $G_{1\nu\rho}$. They can be written as the series in powers of the background field components. For convenience, we define auxiliary functions $G_0^i, G_{1\nu\rho}^i$, where $i = 0, 1, 2$. The functions have the following form

$$G_0^1(x, y) = \frac{1}{2} x^\mu \tilde{F}_{\mu\sigma} y^\sigma R_0(x - y),$$

$$G_{1\nu\rho}^1(x, y) = \delta_{\nu\rho} G_0^1(x, y) + 2R_1(x - y) \tilde{F}_{\nu\rho}, \quad (41)$$

$$G_0^2(x, y) = \frac{1}{4} (x^\mu \tilde{F}_{\mu\sigma} y^\sigma)^2 R_0(x - y)$$

$$+ \frac{1}{12} R_1(x - y) (x - y)^{\alpha\beta} \tilde{F}_{\alpha\sigma} \tilde{F}_{\beta\sigma}$$

$$+ \frac{1}{12} \left(R_2(x - y) - \frac{|x - y|^2}{2^7 \pi^2} \right) \tilde{F}_{\alpha\beta} \tilde{F}_{\alpha\beta}, \quad (42)$$

$$G_{1\nu\rho}^2(x, y) = \delta_{\nu\rho} G_0^2(x, y) + R_2(x - y) x^\mu \tilde{F}_{\mu\sigma} y^\sigma \tilde{F}_{\nu\rho}$$

$$+ 2 \left(R_2(x - y) - \frac{|x - y|^2}{2^7 \pi^2} \right) \tilde{F}_{\nu\sigma} \tilde{F}_{\sigma\rho}, \quad (43)$$

where we have used definitions (23). Then, using the functions defined above and the results from the papers [49, 50, 52, 58], we obtain the following decompositions for the Green’s functions from (10), when $s \rightarrow +0$,

$$G_0(x, y) \Big|_{B \rightarrow s\tilde{B}} = G_0^0(x, y) + s G_0^1(x, y)$$

$$+ s^2 G_0^2(x, y) + \mathcal{O}(s^3), \quad (44)$$

$$G_{1\nu\rho}(x, y) \Big|_{B \rightarrow s\tilde{B}} = G_{1\nu\rho}^0(x, y) + s G_{1\nu\rho}^1(x, y)$$

$$+ s^2 G_{1\nu\rho}^2(x, y) + \mathcal{O}(s^3), \quad (45)$$

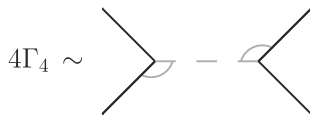


Fig. 5 Diagram technique element for the four-vertex

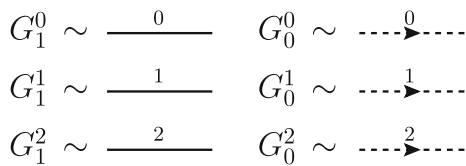


Fig. 6 Diagram technique elements for the new auxiliary functions, see formulae (41)–(43)

where we have used the explicit formula for path-ordered exponential (15) in the particular case

$$\Phi(x, y) \Big|_{B \rightarrow s\tilde{B}} = \exp\left(\frac{s}{2} x^\mu \tilde{F}_{\mu\sigma} y^\sigma\right). \tag{46}$$

The diagram technique representation of the new functions is presented in Fig. 6, where the index symbolises the top index of the corresponding function.

Let us note that all new elements of the diagram technique have the top index, which symbolises the degree of the field strength tensor $\tilde{F}_{\mu\nu}$. This is quite convenient, because we can find a contribution, corresponding to the classical action W_{-1} from (3) by explicit summation. Additionally, we define the following auxiliary functionals for $i = 1, 2, 3$

$$g_1^i = \frac{1}{2} \int_{\mathbb{R}^d} d^d x \int_{\mathbb{R}^d} d^d y J_\mu^a(x) G_{1\mu\nu}^{i\ ab}(x, y) J_\nu^b(y),$$

$$g_0^i = \int_{\mathbb{R}^d} d^d x \int_{\mathbb{R}^d} d^d y \bar{b}^a(x) G_0^{i\ ab}(x, y) b^b(y), \tag{47}$$

which are actually extended versions of (13).

4 Two-loop contribution

In this section we derive a universal formula for the two-loop contribution, which can be used for any type of regularization. For this purpose, we get an auxiliary representation, based on the modified vertices from Sect. 3. We want to proceed in several stages. Firstly, we write out terms for all possible combinations. Indeed, after substitution of (38), (39), and (41)–(43) into the pure effective action we get $g^2 W_{-1}[B]$ multiplied by three types of contributions: from the Γ_3^2 -term

$$-\left(\Gamma_3^1 \Gamma_3^0 \frac{J_\mu^a(0)}{6} \frac{\delta}{\delta J_\mu^a(0)} \frac{(g_1^1 g_1^0 g_1^0)}{2} + \frac{1}{2} \Gamma_3^0 \Gamma_3^0 \times \frac{J_\mu^a(0)}{6} \frac{\delta}{\delta J_\mu^a(0)} \frac{(g_1^2 g_1^0 g_1^0 + g_1^1 g_1^1 g_1^0)}{2}\right) \Big|_{\text{1PI part}}^{\text{UV-reg. IR-reg.}}, \tag{48}$$

from the Ω_3^2 -term

$$-\left(\Omega_3^1 \Omega_3^0 \frac{J_\mu^a(0)}{2} \frac{\delta}{\delta J_\mu^a(0)} \frac{(g_1^1 g_0^0 g_0^0 + 2g_1^0 g_0^1 g_1^0)}{2} + \frac{1}{2} \Omega_3^0 \Omega_3^0 \frac{J_\mu^a(0)}{2} \frac{\delta}{\delta J_\mu^a(0)} \times \frac{(g_1^2 g_0^0 g_0^0 + g_1^0 g_0^2 g_0^0 + g_1^0 g_0^1 g_1^0)}{2}\right) \Big|_{\text{1PI part}}^{\text{UV-reg. IR-reg.}}, \tag{49}$$

and from the Γ_4 -term

$$\left(\Gamma_4 \frac{J_\mu^a(0)}{4} \frac{\delta}{\delta J_\mu^a(0)} \frac{(2g_1^2 g_1^0 + g_1^1 g_1^1)}{2}\right) \Big|_{\text{1PI part}}^{\text{UV-reg. IR-reg.}}, \tag{50}$$

where we have introduced some type of ultraviolet and infrared regularizations. All the combinations will be analyzed in the next sections. Also, let us note that in the derivation of the above formulae we have used two identities for the vertices Γ_3^1 and Ω_3^1

$$[\Gamma_3^1, J_\mu^a(0)] = 0, \quad [\Omega_3^1, J_\mu^a(0)] = 0,$$

for all μ and a . They follow from the fact that simplified field (25) is equal to zero at $x = 0$.

4.1 Contribution from Γ_3^2

Let us work with formula (48). The contributions from it can be drawn by using the Feynman diagram technique, see Figs. 3, 4, 5, 6, as it is shown in Fig. 7.

Thus, we have six significantly different diagrams. Fortunately, we can transform them by using two diagram relations, presented in Fig. 8. Such equalities were derived in the analytical form in the paper [18], but they can be verified independently in the present restrictions.

Indeed, we need to understand, that we can transfer the element \bullet or \times from one line to other two with the minus sign. In other words, we should verify the rule “integration by parts”. It is quite clear, because for the dot on the left hand side we can apply the usual integration by parts. For the dot on the right hand side, we also can use the integration by parts, because the integrand is a function of the difference $x - y$, and, hence, we can transfer the corresponding derivative from y to x and vice versa. For the crosses the property follows from equality (2) for the structure constants.

Thereby, after applying the relations from Fig. 8 to the construction in Fig. 7, we can rewrite the contribution from the Γ_3^2 -term in the following form

$$-\sum_{n=1}^4 \mathcal{J}_n, \tag{51}$$

Fig. 7 Contribution from the Γ_3^2 -term, where the function q , such that $q(\bullet) = 0$ and $q(\times) = 1$, shows the degree of the background field in the corresponding vertex. The symbol \circ denotes that the vertex does not contain the integration and it is considered at the zero. The numbers i, j, k mean the type of the propagator, see Fig. 6

$$-\frac{g^2}{2} \sum_{\substack{\blacksquare = \times, \bullet \\ i+j+k+q(\blacksquare)=2}} \left(\begin{array}{c} i \\ \circlearrowleft \text{---} \blacksquare \text{---} \circlearrowright \\ j \\ \circlearrowleft \text{---} \blacksquare \text{---} \circlearrowright \\ k \end{array} \right) - \begin{array}{c} i \\ \circlearrowleft \text{---} \blacksquare \text{---} \circlearrowright \\ j \\ \circlearrowleft \text{---} \bullet \text{---} \circlearrowright \\ k \end{array} + \begin{array}{c} i \\ \circlearrowleft \text{---} \bullet \text{---} \circlearrowright \\ j \\ \circlearrowleft \text{---} \bullet \text{---} \circlearrowright \\ k \end{array} - \begin{array}{c} i \\ \circlearrowleft \text{---} \bullet \text{---} \circlearrowright \\ j \\ \circlearrowleft \text{---} \bullet \text{---} \circlearrowright \\ k \end{array} + \begin{array}{c} i \\ \circlearrowleft \text{---} \bullet \text{---} \circlearrowright \\ j \\ \circlearrowleft \text{---} \bullet \text{---} \circlearrowright \\ k \end{array} \Bigg|_{\substack{\text{UV-reg.} \\ \text{IR-reg.}}}$$

$$\sum_{\substack{\blacksquare = \times, \bullet \\ i+j+k+q(\blacksquare)=2}} \begin{array}{c} i \\ \circlearrowleft \text{---} \blacksquare \text{---} \circlearrowright \\ j \\ \circlearrowleft \text{---} \bullet \text{---} \circlearrowright \\ k \end{array} \Bigg|_{\substack{\text{UV-reg.} \\ \text{IR-reg.}}} \stackrel{\text{IR}}{=} \sum_{\substack{\blacksquare = \times, \bullet \\ i+j+k+q(\blacksquare)=2}} \left(\begin{array}{c} i \\ \circlearrowleft \text{---} \blacksquare \text{---} \circlearrowright \\ j \\ \circlearrowleft \text{---} \bullet \text{---} \circlearrowright \\ k \end{array} + \begin{array}{c} i \\ \circlearrowleft \text{---} \bullet \text{---} \circlearrowright \\ j \\ \circlearrowleft \text{---} \bullet \text{---} \circlearrowright \\ k \end{array} + \begin{array}{c} i \\ \circlearrowleft \text{---} \bullet \text{---} \circlearrowright \\ j \\ \circlearrowleft \text{---} \bullet \text{---} \circlearrowright \\ k \end{array} + \begin{array}{c} i \\ \circlearrowleft \text{---} \bullet \text{---} \circlearrowright \\ j \\ \circlearrowleft \text{---} \bullet \text{---} \circlearrowright \\ k \end{array} \right) \Bigg|_{\substack{\text{UV-reg.} \\ \text{IR-reg.}}}$$

$$\sum_{\substack{\blacksquare = \times, \bullet \\ i+j+k+q(\blacksquare)=2}} \begin{array}{c} i \\ \circlearrowleft \text{---} \bullet \text{---} \circlearrowright \\ j \\ \circlearrowleft \text{---} \bullet \text{---} \circlearrowright \\ k \end{array} \Bigg|_{\substack{\text{UV-reg.} \\ \text{IR-reg.}}} \stackrel{\text{IR}}{=} - \sum_{\substack{\blacksquare = \times, \bullet \\ i+j+k+q(\blacksquare)=2}} \left(\begin{array}{c} i \\ \circlearrowleft \text{---} \bullet \text{---} \circlearrowright \\ j \\ \circlearrowleft \text{---} \bullet \text{---} \circlearrowright \\ k \end{array} + \begin{array}{c} i \\ \circlearrowleft \text{---} \bullet \text{---} \circlearrowright \\ j \\ \circlearrowleft \text{---} \bullet \text{---} \circlearrowright \\ k \end{array} \right) \Bigg|_{\substack{\text{UV-reg.} \\ \text{IR-reg.}}}$$

Fig. 8 Diagram equalities, where the function q , such that $q(\bullet) = 0$ and $q(\times) = 1$, shows the degree of the background field in the corresponding vertex. The symbol \circ denotes that the corresponding vertex

does not contain the integration and it is considered at the zero. The numbers i, j, k mean the type of the propagator, see Fig. 6

$$I_{1,j,k}^{1,\blacksquare} \stackrel{\text{IR}}{=} \begin{array}{c} i \\ \circlearrowleft \text{---} \blacksquare \text{---} \circlearrowright \\ j \\ \circlearrowleft \text{---} \bullet \text{---} \circlearrowright \\ k \end{array} \Bigg|_{\substack{\text{UV-reg.} \\ \text{IR-reg.}}} \quad I_{1,j,k}^{2,\blacksquare} \stackrel{\text{IR}}{=} \begin{array}{c} i \\ \circlearrowleft \text{---} \bullet \text{---} \circlearrowright \\ j \\ \circlearrowleft \text{---} \bullet \text{---} \circlearrowright \\ k \end{array} \Bigg|_{\substack{\text{UV-reg.} \\ \text{IR-reg.}}}$$

$$I_{1,j,k}^{3,\blacksquare} \stackrel{\text{IR}}{=} \begin{array}{c} i \\ \circlearrowleft \text{---} \bullet \text{---} \circlearrowright \\ j \\ \circlearrowleft \text{---} \bullet \text{---} \circlearrowright \\ k \end{array} \Bigg|_{\substack{\text{UV-reg.} \\ \text{IR-reg.}}} \quad I_{1,j,k}^{4,\blacksquare} \stackrel{\text{IR}}{=} \begin{array}{c} i \\ \circlearrowleft \text{---} \bullet \text{---} \circlearrowright \\ j \\ \circlearrowleft \text{---} \bullet \text{---} \circlearrowright \\ k \end{array} \Bigg|_{\substack{\text{UV-reg.} \\ \text{IR-reg.}}}$$

Fig. 9 The definitions of the basic graphs for the Γ_3^2 -contribution, where the symbol \blacksquare can be replaced by \times or by \bullet . The symbol \circ denotes that the corresponding vertex does not contain the integration and it is considered at the zero. The numbers i, j, k mean the type of the propagator, see Fig. 6

Further, to proceed, we need to introduce some auxiliary integrals. Let $B_{1/\mu}$ denotes a ball of the radius $1/\mu$, where $\mu > 0$, and with the center at the origin. Then we define the following seven objects

$$I_1 = \int_{B_{1/\mu}} d^d x f^{adc} f^{bdc} \left(\partial_{x^v} G_{1\nu\mu}^{2ab}(x, y) \right) \times \left(\partial_{y^\mu} R_0(x - y) \right) R_0(x - y) \Bigg|_{y=0}^{\text{IR-reg.}}, \tag{54}$$

$$I_2 = \int_{B_{1/\mu}} d^d x f^{dca} f^{dcb} \left(\partial_{x^v} R_0(x - y) \right) \times \left(\partial_{y^\mu} R_0(x - y) \right) G_{1\mu\nu}^{2ab}(x, y) \Bigg|_{y=0}^{\text{IR-reg.}}, \tag{55}$$

$$I_3 = \int_{B_{1/\mu}} d^d x f^{dca} f^{ecb} \left(\partial_{x^v} G_{1\nu\mu}^{1de}(x, y) \right) \times \left(\partial_{y^\sigma} R_0(x - y) \right) G_{1\sigma\mu}^{1ab}(x, y) \Bigg|_{y=0}^{\text{IR-reg.}}, \tag{56}$$

$$I_4 = \int_{B_{1/\mu}} d^d x f^{dca} f^{ecb} \left(\partial_{x^v} G_{1\sigma\mu}^{1de}(x, y) \right) \times R_0(x - y) \left(-\partial_{x^v} G_{1\sigma\mu}^{1ab}(x, y) \right) \Bigg|_{y=0}^{\text{IR-reg.}}, \tag{57}$$

$$I_5 = \int_{B_{1/\mu}} d^d x f^{adc} f^{bdc} \left(\frac{x^\sigma}{2} f^{age} \tilde{F}_{\sigma\nu}^g G_{1\nu\mu}^{1eb}(x, y) \right)$$

where

$$\mathcal{J}_n = \frac{\alpha_n g^2}{2} \left(\sum_{i+j+k=2} I_{i,j,k}^{n,\bullet} + \sum_{i+j+k=1} I_{i,j,k}^{n,\times} \right), \tag{52}$$

and

$$\alpha_1 = -4, \quad \alpha_2 = 2, \quad \alpha_3 = 1, \quad \alpha_4 = 1, \tag{53}$$

where we have used the same notations for \mathcal{J}_n , as in the paper [18], and the definitions for $I_{i,j,k}^{n,\bullet}$ and $I_{i,j,k}^{n,\times}$ are presented in Fig. 9.

$$\times \left(\partial_{y^\mu} R_0(x-y) \right) R_0(x-y) \Big|_{y=0}^{\text{IR-reg.}}, \tag{58}$$

$$I_6 = \int_{B_{1/\mu}} d^d x f^{cea} f^{cbd} R_0(x) \left(-\partial_{x^\mu} G_{1\nu\mu}^{1eb}(x,y) \right) \times \frac{x^\sigma}{2} f^{agd} \tilde{F}_{\sigma\nu}^g R_0(x-y) \Big|_{y=0}^{\text{IR-reg.}}, \tag{59}$$

$$I_7 = \int_{B_{1/\mu}} d^d x f^{aec} f^{dbc} \frac{x^\sigma}{2} f^{ag1d} \tilde{F}_{\sigma\nu}^{g1} R_0(x-y) \times \frac{x^\rho}{2} f^{eg2b} \tilde{F}_{\rho\nu}^{g2} R_0(x-y) R_0(x-y) \Big|_{y=0}^{\text{IR-reg.}}, \tag{60}$$

where in the process of calculation we have used the explicit formulae for the Green's functions (41)–(43). Of course, it is assumed that an infrared ($x \sim y$) regularization is introduced for all R_i -functions under the integration.

Then, our main idea is to express the diagrams from Fig. 9 in terms of the last integrals. It is a quite simple and boring computations, so we present only the final compliance table (see below).

$I_{2,0,0}^{1,\bullet} \stackrel{\text{IR}}{=} -I_2,$	$I_{2,0,0}^{2,\bullet} \stackrel{\text{IR}}{=} -dI_1,$	$I_{2,0,0}^{3,\bullet} \stackrel{\text{IR}}{=} -dI_1 - dI_5,$	$I_{2,0,0}^{4,\bullet} \stackrel{\text{IR}}{=} -I_1,$
$I_{0,2,0}^{1,\bullet} \stackrel{\text{IR}}{=} -I_1 - I_5,$	$I_{0,2,0}^{2,\bullet} \stackrel{\text{IR}}{=} -dI_2,$	$I_{0,2,0}^{3,\bullet} \stackrel{\text{IR}}{=} -dI_1,$	$I_{0,2,0}^{4,\bullet} \stackrel{\text{IR}}{=} -I_1 - I_5,$
$I_{0,0,2}^{1,\bullet} \stackrel{\text{IR}}{=} -I_1,$	$I_{0,0,2}^{2,\bullet} \stackrel{\text{IR}}{=} -dI_1,$	$I_{0,0,2}^{3,\bullet} \stackrel{\text{IR}}{=} -dI_2,$	$I_{0,0,2}^{4,\bullet} \stackrel{\text{IR}}{=} -I_2,$
$I_{1,1,0}^{1,\bullet} \stackrel{\text{IR}}{=} I_3 + \frac{1}{2}I_5,$	$I_{1,1,0}^{2,\bullet} \stackrel{\text{IR}}{=} \frac{d}{2}I_5,$	$I_{1,1,0}^{3,\bullet} \stackrel{\text{IR}}{=} 0,$	$I_{1,1,0}^{4,\bullet} \stackrel{\text{IR}}{=} \frac{1}{d}I_4 - I_6,$
$I_{1,0,1}^{1,\bullet} \stackrel{\text{IR}}{=} -I_3,$	$I_{1,0,1}^{2,\bullet} \stackrel{\text{IR}}{=} -I_4,$	$I_{1,0,1}^{3,\bullet} \stackrel{\text{IR}}{=} 0,$	$I_{1,0,1}^{4,\bullet} \stackrel{\text{IR}}{=} -I_3,$
$I_{0,1,1}^{1,\bullet} \stackrel{\text{IR}}{=} -\frac{1}{d}I_4 + I_6,$	$I_{0,1,1}^{2,\bullet} \stackrel{\text{IR}}{=} 0,$	$I_{0,1,1}^{3,\bullet} \stackrel{\text{IR}}{=} -dI_3,$	$I_{0,1,1}^{4,\bullet} \stackrel{\text{IR}}{=} -I_3 - \frac{1}{2}I_5,$
$I_{1,0,0}^{1,\times} \stackrel{\text{IR}}{=} \frac{1}{2}I_5,$	$I_{1,0,0}^{2,\times} \stackrel{\text{IR}}{=} -dI_7,$	$I_{1,0,0}^{3,\times} \stackrel{\text{IR}}{=} -dI_6 - dI_7,$	$I_{1,0,0}^{4,\times} \stackrel{\text{IR}}{=} -I_5,$
$I_{0,1,0}^{1,\times} \stackrel{\text{IR}}{=} -I_6 - I_7,$	$I_{0,1,0}^{2,\times} \stackrel{\text{IR}}{=} \frac{d}{2}I_5,$	$I_{0,1,0}^{3,\times} \stackrel{\text{IR}}{=} 0,$	$I_{0,1,0}^{4,\times} \stackrel{\text{IR}}{=} -I_6 - I_7,$
$I_{0,0,1}^{1,\times} \stackrel{\text{IR}}{=} I_5,$	$I_{0,0,1}^{2,\times} \stackrel{\text{IR}}{=} 0,$	$I_{0,0,1}^{3,\times} \stackrel{\text{IR}}{=} 0,$	$I_{0,0,1}^{4,\times} \stackrel{\text{IR}}{=} -\frac{1}{2}I_5.$

Using the last table and formula (51), we obtain immediately the following results

$$\mathcal{J}_1 \stackrel{\text{IR}}{=} g^2 \left(4I_1 + 2I_2 + \frac{2}{d}I_4 - 2I_5 + 2I_7 \right), \tag{61}$$

$$\mathcal{J}_2 \stackrel{\text{IR}}{=} g^2 \left(-2dI_1 - dI_2 - I_4 + dI_5 - dI_7 \right), \tag{62}$$

$$\mathcal{J}_3 \stackrel{\text{IR}}{=} g^2 \left(-dI_1 - \frac{d}{2}I_2 - \frac{d}{2}I_3 - \frac{d}{2}I_5 - \frac{d}{2}I_6 - \frac{d}{2}I_7 \right), \tag{63}$$

$$\mathcal{J}_4 \stackrel{\text{IR}}{=} g^2 \left(-I_1 - \frac{1}{2}I_2 - I_3 + \frac{1}{2d}I_4 - \frac{3}{2}I_5 - I_6 - \frac{1}{2}I_7 \right), \tag{64}$$

and, finally, we get

$$-\sum_{n=1}^4 \mathcal{J}_n \stackrel{\text{IR}}{=} g^2 \left((3d-3)I_1 + \frac{(3d-3)}{2}I_2 \right)$$

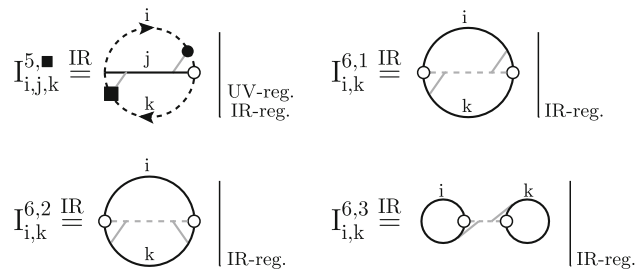


Fig. 10 Contributions from Ω_3^2 and Γ_4 , where the function q , such that $q(\bullet) = 0$ and $q(\times) = 1$, shows the degree of the background field in the corresponding vertex. The symbol \circ denotes that the corresponding vertex does not contain the integration and it is considered at the zero. The numbers i, j, k mean the type of the propagator, see Fig. 6

$$+\frac{(d+2)}{2}I_3 + \frac{(2d-5)}{2d}I_4 + \frac{(7-d)}{2}I_5 + \frac{(d+2)}{2}I_6 + \frac{(3d-3)}{2}I_7). \tag{65}$$

Let us note one more time that in all calculations, we kept the parameter of the dimension to have the ability to study the case of dimensional regularization. In all other situations (without deformation of the dimension of the space) we can substitute $d = 4$.

Also, we need to comment it additionally that the last relations are written with $\stackrel{\text{IR}}{=}$. It means that we did not control a finite non-singular part.

4.2 Contribution from Ω_3^2

Now we are going to find the divergence in the Ω_3^2 -term using formula (49). Actually, we need to repeat all steps, that have been undertaken in the case of the Γ_3^2 -term, but in simplified form, because we have only one type of the diagram.

Indeed, in this case the corresponding contribution can be rewritten in the form

$$- \mathcal{J}_5 \stackrel{\text{IR}}{=} \frac{g^2}{2} \left(\sum_{i+j+k=2} I_{i,j,k}^{5,\bullet} + \sum_{i+j+k=1} I_{i,j,k}^{5,\times} \right), \tag{66}$$

where the objects $I_{i,j,k}^{5,\bullet}$ and $I_{i,j,k}^{5,\times}$ are depicted in Fig. 10, and the form factor \mathcal{J}_5 is selected in the same form, as it was in the work [18].

To proceed we need to introduce one more type of integral in addition to the ones from (54)–(60) in the form

$$I_8 = \int_{B_{1/\mu}} d^d x f^{dca} f^{dcb} \left(\partial_{y\mu} R_0(x-y) \right) R_0(x-y) \left(\partial_{x\mu} G_0^{2ab}(x,y) \right) \Big|_{y=0}^{\text{IR-reg.}}. \tag{67}$$

Then we give the corresponding table with relations, which has the form

$$\begin{aligned} I_{2,0,0}^{5,\bullet} &\stackrel{\text{IR}}{=} -I_8, & I_{1,1,0}^{5,\bullet} &\stackrel{\text{IR}}{=} \frac{1}{2}I_5, & I_{1,0,0}^{5,\times} &\stackrel{\text{IR}}{=} -I_7, \\ I_{0,2,0}^{5,\bullet} &\stackrel{\text{IR}}{=} -I_2, & I_{1,0,1}^{5,\bullet} &\stackrel{\text{IR}}{=} 0, & I_{0,1,0}^{5,\times} &\stackrel{\text{IR}}{=} \frac{1}{2}I_5, \\ I_{0,0,2}^{5,\bullet} &\stackrel{\text{IR}}{=} -I_8, & I_{0,1,1}^{5,\bullet} &\stackrel{\text{IR}}{=} 0, & I_{0,0,1}^{5,\times} &\stackrel{\text{IR}}{=} 0. \end{aligned}$$

Hence, after summing all terms we get the answer depending only on four types of the integrals

$$- \mathcal{J}_5 \stackrel{\text{IR}}{=} g^2 \left(-\frac{1}{2}I_2 + \frac{1}{2}I_5 - \frac{1}{2}I_7 - I_8 \right). \tag{68}$$

This contribution gives the required part from the two-loop diagram, involving the ghost fields.

4.3 Contribution from Γ_4

The last divergence follows from the Γ_4 -term, see formula (50). In the Feynman diagram language, it can be formulated by using the element in Fig. 5. Hence, the contribution can be decomposed on the basis of three diagrams, depicted in Fig. 10, and has the following view

$$- \mathcal{J}_6 \stackrel{\text{IR}}{=} \frac{g^2}{4} \sum_{i+k=2} \left(I_{i,k}^{6,1} - I_{i,k}^{6,2} + I_{i,k}^{6,3} \right), \tag{69}$$

where we again used the notation convenient for comparison with the work [18].

Further, introducing two auxiliary constructions

$$I_9 = c_2^2 R_1^2(x) \Big|_{x=0}^{\text{IR-reg.}}, \quad I_{10} = c_2^2 R_0(x) R_2(x) \Big|_{x=0}^{\text{IR-reg.}}, \tag{70}$$

we can write out the table

$$\begin{aligned} I_{2,0}^{6,1} &\stackrel{\text{IR}}{=} -\frac{5}{3}I_{10}, & I_{2,0}^{6,2} &\stackrel{\text{IR}}{=} -\frac{20}{3}I_{10}, & I_{2,0}^{6,3} &\stackrel{\text{IR}}{=} 0, \\ I_{1,1}^{6,1} &\stackrel{\text{IR}}{=} 2I_9, & I_{1,1}^{6,2} &\stackrel{\text{IR}}{=} 0, & I_{1,1}^{6,3} &\stackrel{\text{IR}}{=} 4I_9, \\ I_{0,2}^{6,1} &\stackrel{\text{IR}}{=} -\frac{5}{3}I_{10}, & I_{0,2}^{6,2} &\stackrel{\text{IR}}{=} -\frac{20}{3}I_{10}, & I_{0,2}^{6,3} &\stackrel{\text{IR}}{=} 0, \end{aligned}$$

and the answer in the form

$$- \mathcal{J}_6 \stackrel{\text{IR}}{=} g^2 \left(\frac{3}{2}I_9 + \frac{5}{2}I_{10} \right). \tag{71}$$

4.4 Quantum equation of motion

In this section we want to discuss briefly a quantum equation of motion. This leads to a counterterm, that appears in an effective action after the renormalization of the pure effective action. Such way gives the ability to compare answers in the case of the dimensional regularization with the results obtained earlier.

First of all, let us derive it in the first powers of the coupling constant. As it was noted in the works [20,39,59], we need to consider the diagram “glasses”

$$\left(-\frac{(1-g\theta)^2}{2g^2} \Gamma_1^2 - (1-g\theta)\Gamma_1\Gamma_3 + (1-g\theta)\Gamma_1\Omega_3 + \mathcal{O}(g^2) \right) Z[J, b, \bar{b}] \Big|_{J_\mu=b=\bar{b}=0} = 0, \tag{72}$$

where we have used the notations from Sect. 2.1, see formulae (6), (7), (9), and (13). Also, $\theta = \theta(g)$ is the second renormalization constant for the Yang–Mills theory, that will be discussed below.

Further, we can proceed in two different ways: find a quadratic form, as it was made in [20], from which the equation follows, or find a variation by the vertex Γ_1 . Both ways are possible and give the same equality

$$-\frac{(1-g\theta)}{g} \Gamma_1 - g\Gamma_3 g_1 + g\Omega_3 g_0 + \mathcal{O}(g^2) = 0. \tag{73}$$

Left hand side of the last relation is the functional of the auxiliary arbitrary smooth field $J_\mu(x)$. It means that we can consider only the integrand. Hence, using the integration by parts to remove the derivative from the field $J_\mu(x)$, we obtain

$$\begin{aligned} &-\frac{(1-g\theta)}{g} \left(-D_{x\mu}^{cb} F_{\mu\nu}^b(x) \right) + g f^{abc} D_{x\mu}^{ae} G_{1\nu\nu}^{eb}(x,y) \Big|_{y=x} \\ &+ g f^{abc} D_{x\nu}^{ae} G_{1\nu\mu}^{eb}(x,y) \Big|_{y=x} - 2g f^{abc} D_{x\nu}^{ae} G_{1\mu\nu}^{eb}(x,y) \Big|_{y=x} \\ &- g f^{abc} D_{x\mu}^{ae} G_0^{eb}(x,y) \Big|_{y=x} + \mathcal{O}(g^2) = 0, \end{aligned} \tag{74}$$

where the second, the third, and the fourth terms follow from $-g\Gamma_3 g_1$.

We are interested only in the part proportional to the classical equation of motion $D_{x\mu}^{cb} F_{\mu\nu}^b(x)$. It is quite easy to see that for calculations we can use only the second term from (22), where the first Seeley–DeWitt coefficients have the following form, see [18,50],

$$\begin{aligned} a_{1\mu\nu}(x,y) &= 2F_{\mu\nu}(y) + (x-y)^\sigma \left(\nabla_{y\sigma} F_{\mu\nu}(y) \right. \\ &\quad \left. + \frac{\delta_{\mu\nu}}{6} \nabla_{y\rho} F_{\sigma\rho}(y) - 2B_\sigma F_{\mu\nu}(y) \right) + \mathcal{O}(|x-y|^2), \end{aligned} \tag{75}$$

$$a_0(x,y) = \frac{1}{6} (x-y)^\sigma \nabla_{y\rho} F_{\sigma\rho}(y) + \mathcal{O}(|x-y|^2), \tag{76}$$

where $\nabla_{y\sigma} \cdot = [D_{y\sigma}, \cdot]$. We have written only the first two orders, because other terms do not contribute. Then, we can write out one more auxiliary formula

$$f^{abc} \nabla_{y\mu}^{ae} f^{edb} F_{\nu\rho}^d(y) = -c_2 D_{y\mu}^{ca} F_{\nu\rho}^a(y), \tag{77}$$

where we have used formula (2). Therefore, after applying the covariant derivative to (75)–(76) and substituting relation (77), we get

$$f^{abc} D_{x\mu}^{ae} a_{1\nu\rho}^{eb}(x, y)|_{y=x} = -c_2 \left(D_{x\mu}^{ca} F_{\nu\rho}^a(x) + \frac{\delta_{\nu\rho}}{6} D_{x\sigma}^{ca} F_{\mu\sigma}^a(x) \right), \tag{78}$$

$$f^{abc} D_{x\mu}^{ae} a_1^{eb}(x, y)|_{y=x} = -\frac{c_2}{6} D_{x\sigma}^{ca} F_{\mu\sigma}^a(x). \tag{79}$$

Hence, equation (74) can be rewritten in the form

$$D_{x\mu}^{cb} F_{\mu\nu}^b(x) \left(\frac{1}{g} - \theta - \frac{8}{3} c_2 g R_1(z) \Big|_{z=0}^{\text{IR-reg.}} \right) + \dots = 0, \tag{80}$$

where the dots denote the terms, we are not interested in. They are either without the logarithmic singularity or with higher degrees of the coupling constant.

Now we need to use the general renormalization theory for the Yang–Mills theory, see the works [7,20]. To find a form factor for a counterterm in the two-loop calculations, we need to make one-loop renormalizations of the effective action and the quantum equation of motion. Let us do it in stages.

As it was noted in the papers [15, 16], the first loop contains a divergent part, that can be represented in the following form after some type of infrared regularization

$$-\frac{11}{3} \frac{c_2}{4} W_{-1} R_1(z) \Big|_{z=0}^{\text{IR-reg.}}. \tag{81}$$

Hence, to avoid the presence of the divergence, according to the general theory we need to change the coupling constant as

$$\frac{1}{g^2} \rightarrow \frac{1}{g^2} + \frac{11}{3} c_2 R_1(z) \Big|_{z=0}^{\text{IR-reg.}}. \tag{82}$$

After that we can move on to the quantum equation in the form (80). Firstly, we replace the coupling constant g by the renormalized one. It means that the expression in parentheses from (80) has the view

$$\frac{1}{g} - \theta - \frac{5}{6} c_2 g R_1(z) \Big|_{z=0}^{\text{IR-reg.}}. \tag{83}$$

Then, according to the main idea of the renormalization procedure, we make one more shift

$$\theta \rightarrow \theta - \frac{5}{6} c_2 g R_1(z) \Big|_{z=0}^{\text{IR-reg.}} \tag{84}$$

to cancel the divergence. This transformation leads to the appearance of an additional vertex with two external lines

$$\Gamma_2 = -R_1(z) \Big|_{z=0}^{\text{IR-reg.}} \frac{5g^2 c_2}{6} \times \int_{\mathbb{R}^d} d^d x \frac{\delta}{\delta J_\nu^a(x)} \overrightarrow{D}_{x\nu}^{ab} \overrightarrow{D}_{x\mu}^{bc} \frac{\delta}{\delta J_\mu^c(x)}, \tag{85}$$

which does not appear in the pure effective action and which should be included in the exponential from (12). Then, the pure effective action after the one-loop renormalization get the following counterterm to the two-loop contribution

$$- \mathcal{J}_7 \stackrel{\text{IR}}{=} R_1(z) \Big|_{z=0}^{\text{IR-reg.}} \frac{5g^2 c_2}{6} \int_{\mathbb{R}^d} d^d x \overrightarrow{D}_{x\nu}^{ab} \overrightarrow{D}_{x\mu}^{bc} G_{1\mu\nu}^{ca}(x, y) \Big|_{y=x}^{\text{IR-reg.}}. \tag{86}$$

5 Some types of regularization

5.1 Dimensional regularization

Now we are going to apply formula (37) in the case of dimensional regularization. As it was noted above, we preserved the parameter of dimension, see formulae in Sect. 2.3, hence, it is possible. Of course, we are not going to explain all the subtleties of the regularization, but we give only required information for our computations. Detailed information about the introduction of the regularization can be found in the papers [13, 14, 20].

First of all we should draw the attention that the dimension of the space is not an integer. It is equal to $d = 4 - \varepsilon$, where ε is a dimensionless parameter of the regularization. It means that we can obtain the standard theory in the following limit $\varepsilon \rightarrow +0$.

Then, according to formulae from Sect. 2.3, we need to introduce the regularized versions of the $R_i(x)$ -functions, where $i = 0, 1, 2$. They have the following definitions, see the first part in Fig. 11,

$$R_0^\varepsilon(x) = \frac{\Gamma(d/2 - 1)}{4\pi^{d/2}} |x|^{2-d}, \tag{87}$$

$$R_1^\varepsilon(x) = \frac{1}{16\pi^2} \left(\frac{2\mu^{-\varepsilon}}{\varepsilon} + \frac{\Gamma(d/2 - 2)}{\pi^{d/2-2}} |x|^{4-d} \right),$$

$$R_2^\varepsilon(x) = \frac{1}{32\pi^2} \left(-\frac{|x|^2 \mu^{-\varepsilon}}{\varepsilon} + \frac{\Gamma(d/2 - 3)}{2\pi^{d/2-2}} |x|^{6-d} \right), \tag{88}$$

where μ is an auxiliary parameter to keep the dimension of the constructions. It has a finite non-zero fixed value. Also, let $\varepsilon > 0$ be small.

It is quite easy to verify that after removing the regularization $\varepsilon \rightarrow +0$, we obtain the standard functions from (23) with additional terms

$$\begin{aligned} R_0^\varepsilon(x) &\rightarrow R_0(x), \\ R_1^\varepsilon(x) &\rightarrow R_1(x) - \frac{\gamma + \ln(\pi)}{(4\pi)^2}, \\ R_2^\varepsilon(x) &\rightarrow R_2(x) + \frac{\gamma + \ln(\pi)}{4(4\pi)^2} |x|^2. \end{aligned} \tag{89}$$

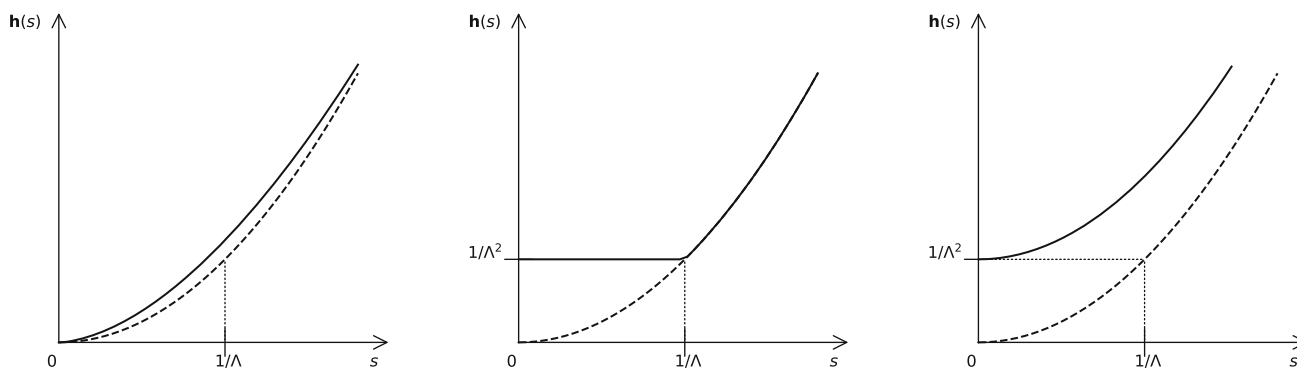


Fig. 11 In all figures a deformed function $h(s)$ of the s^2 is depicted. The first one corresponds to $s^{2-\epsilon}$. The others are related to (96) and (97), respectively. The dash-point line corresponds to s^2

The last additional terms can not be considered, because they are from the \mathcal{ZM} -term, and therefore, according to the results of the paper [57], they are not affecting the divergent part of the two-loop contribution.

Then, for the simplicity of calculations, we present some useful properties of the last regularized functions

$$\begin{aligned}
 -\partial_{x_\mu} \partial_{x^\mu} R_0^\epsilon(x) &= \delta^d(x), \\
 -\partial_{x_\mu} \partial_{x^\mu} R_1^\epsilon(x) &= R_0^\epsilon(x), \\
 -\partial_{x_\mu} \partial_{x^\mu} R_2^\epsilon(x) &= 2R_1^\epsilon(x) - \frac{\mu^{-\epsilon}}{16\pi^2},
 \end{aligned}
 \tag{90}$$

$$\begin{aligned}
 -2\partial_{x_\mu} R_1^\epsilon(x) &= x^\mu R_0^\epsilon(x), \quad -2\partial_{x_\mu} R_2^\epsilon(x) = x^\mu R_1^\epsilon(x), \\
 x^\mu \partial_{x^\mu} R_0^\epsilon(x) &= (2-d)R_0^\epsilon(x), \\
 |x|^2 \partial_{x^\mu} R_0^\epsilon(x) \partial_{x_\mu} R_0^\epsilon(x) &= (2-d)^2 R_0^\epsilon(x) R_0^\epsilon(x).
 \end{aligned}
 \tag{91}$$

It is quite interesting that in the case of the dimensional regularization the deformed functions inherit the properties of the non-regularized ones. In the case on a cutoff regularization some properties are violated. Also the mixed type regularization, created on the basis of the dimensional one and suggested in [60], deforms some relations.

By using the last properties and definitions (87) and (88), we can simplify the integrals (29)–(35) and find some relations among them. They have the form

$$\begin{aligned}
 I_1 &\stackrel{\text{IR}}{=} \left(\frac{1}{6} - \frac{(d-24)}{24}\right) I_3 + \frac{(2-d)}{12d} I_4 + \frac{(24-d)}{d} I_{\text{aux}}, \\
 I_2 &\stackrel{\text{IR}}{=} -I_1, \quad I_5 \stackrel{\text{IR}}{=} -I_3, \quad I_6 \stackrel{\text{IR}}{=} \frac{1}{2d} I_4, \quad I_7 \stackrel{\text{IR}}{=} -\frac{1}{4d} I_4, \\
 I_8 &\stackrel{\text{IR}}{=} \left(\frac{1}{6} - \frac{d}{24}\right) I_3 + \frac{(2-d)}{12d} I_4 - I_{\text{aux}},
 \end{aligned}$$

where actually we need to calculate only two integrals

$$\begin{aligned}
 I_3 &= \frac{(2-d)c_2^2}{d} \int d^d x R_0^\epsilon(x) R_0^\epsilon(x) R_1^\epsilon(x), \\
 I_4 &= -2c_2^2 \int d^d x R_0^\epsilon(x) (\partial_{x^\mu} R_1^\epsilon(x)) (\partial_{x^\mu} R_1^\epsilon(x)),
 \end{aligned}$$

and one auxiliary integral

$$I_{\text{aux}} = \frac{(2-d)c_2^2}{2^8 3\pi^2} \int d^d x R_0^\epsilon(x) R_0^\epsilon(x).
 \tag{92}$$

From the last manipulations we see that indeed we need to use only three basic relations. They have the form, see [20],

$$R_0^\epsilon(x) R_0^\epsilon(x) R_1^\epsilon(x) \sim \frac{\mu^{-2\epsilon}}{(4\pi)^4} \left(\frac{2}{\epsilon^2} + \frac{1}{\epsilon}\right) \delta^d(x),
 \tag{93}$$

$$R_0^\epsilon(x) (\partial_{x^\mu} R_1^\epsilon(x)) (\partial_{x^\mu} R_1^\epsilon(x)) \sim \frac{1}{(4\pi)^4} \frac{d}{4\epsilon} \delta^d(x),
 \tag{94}$$

$$R_0^\epsilon(x) R_0^\epsilon(x) \sim \frac{1}{8\pi^2} \frac{1}{\epsilon} \delta^d(x).
 \tag{95}$$

Hence, after the preparations we can easily write out the integrals I_1 – I_{10} and find the two-loop contribution. All answers can be found in the result tables in Sect. 5.3.

5.2 Cutoff regularization

Naive approach: cutoff-1 and cutoff-2. Now we move on to the second type of regularization. It preserves the dimension of the space ($d = 4$) and can be introduced by a deformation of the interval $|x - y|^2$ in the exponential from formula (20). There are a lot of ways to make this change, but we are interested in two approaches, that have appeared earlier in the papers [18,27]. They can be defined according to the following formulae, see Fig. 11,

$$\text{Cutoff-1: } |x|^2 \rightarrow t_1^\Lambda(x) = \begin{cases} |x|^2, & |x| > 1/\Lambda; \\ 1/\Lambda^2, & |x| \leq 1/\Lambda, \end{cases}
 \tag{96}$$

$$\text{Cutoff-2: } |x|^2 \rightarrow t_2^\Lambda(x) = |x|^2 + 1/\Lambda^2,
 \tag{97}$$

where in the both cases Λ is a dimension parameter of the regularization, such that the construction $|x|\Lambda$ is dimensionless. It is easy to verify that the limit $\Lambda \rightarrow +\infty$ removes the regularization.

In this case the regularized versions of the auxiliary functions (23) have the form

$$R_0^{\Lambda,i}(x) = \frac{1}{4\pi^2 t_i^\Lambda(x)}, R_1^{\Lambda,i}(x) = -\frac{\ln(t_i^\Lambda(x)\mu^2)}{16\pi^2},$$

$$R_2^{\Lambda,i}(x) = \frac{t_i^\Lambda(x)(\ln(t_i^\Lambda(x)\mu^2) - 1)}{64\pi^2}, \tag{98}$$

where $i = 1, 2$, and μ is an auxiliary dimension parameter that takes a finite value.

Let us move on to the calculation. We start with the first type of regularization. In this case the functions $R_j^{\Lambda,1}(x)$, where $j = 0, 1, 2$, does not satisfy relations (90) and (91). It means that we need to compute all integrals I_1 – I_8 separately. Let us note that the region $|x| \leq 1/\Lambda$ does not give a contribution to the integrals. Hence, we should consider only the region $|x| > 1/\Lambda$. Then, using the basic formulae

$$\int_{1/\Lambda}^{1/\mu} \frac{dr}{r} = \ln(\Lambda/\mu) = L, \int_{1/\Lambda}^{1/\mu} \frac{dr}{r} \ln(r\mu) = -\frac{L^2}{2}, \tag{99}$$

we get the results presented in the second column of the tables in Sect. 5.3.

Answers for the second type of regularization can be obtained with some simplifications, because the objects $R_j^{\Lambda,2}(x)$, where $j = 0, 1, 2$, satisfy relations (91). Hence, we can express I_1 – I_8 through some basic auxiliary integrals. They have the form

$$I_{\text{aux}}^1 = \int_0^{1/\mu^2} ds \frac{s^2}{64\pi^6(s + 1/\Lambda^2)^3} \stackrel{\text{IR}}{=} \frac{1}{(4\pi)^4} \frac{8L}{\pi^2}, \tag{100}$$

$$I_{\text{aux}}^2 = \int_0^{1/\mu^2} ds \frac{-s \ln((s + 1/\Lambda^2)\mu^2)}{\pi^2(4\pi)^4(s + 1/\Lambda^2)^2}$$

$$\stackrel{\text{IR}}{=} \frac{1}{(4\pi)^4} \frac{2(L^2 - L)}{\pi^2}, \tag{101}$$

$$I_{\text{aux}}^3 = \int_0^{1/\mu^2} ds \frac{s}{16\pi^4(s + 1/\Lambda^2)^2} \stackrel{\text{IR}}{=} \frac{1}{(4\pi)^4} 32L. \tag{102}$$

These integrals have been defined from the point of convenience. Of course, we can use any their linear combinations. Then, we have

$$I_1 \stackrel{\text{IR}}{=} \frac{\pi^2 c_2^2}{2^2 3} I_{\text{aux}}^1 - \frac{\pi^2 c_2^2}{2} I_{\text{aux}}^2 - \frac{5c_2^2}{2^7 3} I_{\text{aux}}^3, \tag{103}$$

$$I_8 \stackrel{\text{IR}}{=} \frac{\pi^2 c_2^2}{2^4 3} I_{\text{aux}}^1 + \frac{\pi^2 c_2^2}{2^7 3} I_{\text{aux}}^3, \tag{104}$$

$$I_3 \stackrel{\text{IR}}{=} \frac{\pi^2 c_2^2}{2^4} I_{\text{aux}}^1 - \frac{\pi^2 c_2^2}{2} I_{\text{aux}}^2, \quad I_4 \stackrel{\text{IR}}{=} -\frac{\pi^2 c_2^2}{2} I_{\text{aux}}^1, \tag{105}$$

$$I_5 \stackrel{\text{IR}}{=} -\frac{\pi^2 c_2^2}{2^4} I_{\text{aux}}^1 + \frac{\pi^2 c_2^2}{2} I_{\text{aux}}^2, \tag{106}$$

$$I_6 \stackrel{\text{IR}}{=} -\frac{\pi^2 c_2^2}{2^4} I_{\text{aux}}^1, \quad I_7 \stackrel{\text{IR}}{=} \frac{\pi^2 c_2^2}{2^5} I_{\text{aux}}^1. \tag{107}$$

A contribution from I_2 is a little bit different and can be obtained with the use of I_{aux}^1 – I_{aux}^3 and the following equality

$$\int_0^{1/\mu^2} ds \frac{s^3 \ln((s + 1/\Lambda^2)\mu^2)}{2(s + 1/\Lambda^2)^4} \stackrel{\text{IR}}{=} -L^2 + 11L/6. \tag{108}$$

Finally, after all calculations we get the third column in the tables in Sect. 5.3.

Cutoff-3, smoothed version of the cutoff-1 In the previous section we have studied two types of a cutoff regularization. Let us draw attention to the fact that no one satisfies reproducing equations (90) in the form

$$-\partial_{x_\mu} \partial_{x^\mu} R_1(x) = R_0(x), \tag{109}$$

$$-\partial_{x_\mu} \partial_{x^\mu} R_2(x) = 2R_1(x) - \frac{1}{16\pi^2}.$$

So in this section we want to deform the cutoff-1 regularization in such way that the last equations would be satisfied. Moreover, we take the first function $R_0^{\Lambda,3}(x) = R_0^{\Lambda,1}(x)$ in the same form, see formulae (96) and (98). The next functions can be defined as follows

$$R_1^{\Lambda,3}(x) = \frac{1}{4\pi^2} \left\{ -\frac{1}{4} \ln(|x|^2 \mu^2) - \frac{1}{8} |x|^{-2} \Lambda^{-2}; \right. \tag{110}$$

$$\left. \frac{1}{2} L - \frac{1}{8} |x|^2 \Lambda^2, \right.$$

$$4\pi^2 R_2^{\Lambda,3}(x) = -\frac{\tilde{\alpha} L}{8\Lambda^2} + \left\{ \kappa_{2,1}^{\Lambda,3}; \right. \tag{111}$$

$$\left. \kappa_{2,2}^{\Lambda,3}, \right.$$

with

$$\kappa_{2,1}^{\Lambda,3} = \frac{1}{16} |x|^2 (\ln(|x|^2 \mu^2) - 1) + \frac{1}{16} \Lambda^{-2} \ln(|x|^2 \Lambda^2)$$

$$+ \frac{1}{96} |x|^{-2} \Lambda^{-4} + \frac{3}{32} \Lambda^{-2},$$

$$\kappa_{2,2}^{\Lambda,3} = -\frac{1}{8} |x|^2 L + \frac{1}{96} |x|^4 \Lambda^2 + \frac{1}{32} |x|^2,$$

where $\tilde{\alpha}$ is an auxiliary number from \mathbb{R} . Also, the first line corresponds to the region $|x| > 1/\Lambda$, while the second one to the region $|x| \leq 1/\Lambda$. In the rest of the work this notation will be omitted as a rule.

In addition to equalities (110) and (111), these functions also have the property of intermediate smoothness, which can be written as follows

$$R_i^{\Lambda,3}(x) \Big|_{|x|=1/\Lambda-0} = R_i^{\Lambda,3}(x) \Big|_{|x|=1/\Lambda+0}, \tag{112}$$

where $i = 1, 2$.

Additionally, we need to introduce two auxiliary functions $R_3^{\Lambda,3}(x)$ and $R_4^{\Lambda,3}(x)$, which solve the following equations

$$-\frac{|x|^2}{16} R_0^{\Lambda,3}(x) + R_1^{\Lambda,3}(x) + \partial_{x_\mu} \partial_{x^\mu} \left(-\frac{|x|^2}{48} R_1^{\Lambda,3}(x) \right.$$

$$\left. + \frac{5}{12} R_2^{\Lambda,3}(x) - \frac{5}{2^9 3 \pi^2} R_3^{\Lambda,3}(x) \right) = 0 \tag{113}$$

and

$$-\frac{|x|^2}{16} R_0^{\Lambda,3}(x) + \partial_{x_\mu} \partial_{x^\mu} \left(-\frac{|x|^2}{48} R_1^{\Lambda,3}(x) \right.$$

$$\left. - \frac{1}{12} R_2^{\Lambda,3}(x) + \frac{1}{2^9 3 \pi^2} R_4^{\Lambda,3}(x) \right) = 0, \tag{114}$$

which are actually equalities from (10), reformulated for (25) and (26). They have the form

$$R_3^{\Lambda,3}(x) = |x|^2 - \frac{8}{5} \left\{ \frac{1}{4} \Lambda^{-2} \ln(|x|^2 \Lambda^2) + \frac{1}{6} |x|^{-2} \Lambda^{-4}; \right. \tag{115}$$

$$R_4^{\Lambda,3}(x) = |x|^2 + 8 \left\{ \frac{1}{4} \Lambda^{-2} \ln(|x|^2 \Lambda^2) + \frac{1}{6} |x|^{-2} \Lambda^{-4}; \right. \tag{116}$$

Now we are ready to proceed the calculations. Following the general idea we need to compute integrals (29)–(35) with the use of new formulae. Fortunately, we can do some simplifications. Indeed, we can note that the integrals I_1 and I_4 – I_9 have the same singularities as in the case of the cutoff-1 regularization. Hence, we need to compute only three objects: I_2, I_3, I_{10} .

All results are presented in the two tables in Sect. 5.3.

5.3 Tables of form factors

In the section we present our calculations in the form of two tables, see below. In the first one we give the singularities of integrals (29)–(35) for different types of regularization: dimensional one from Sect. 5.1, cutoff-1, cutoff-2, and cutoff-3 from Sect. 5.2.

	Dim. reg.	Cutoff-1 reg.	Cutoff-2 reg.	Cutoff-3 reg.
Integral	$\frac{(4\pi)^4 \mu^{2\epsilon}}{c_2^2} \left(\text{IR part} \right)$	$\frac{(4\pi)^4}{c_2^2} \left(\text{IR part} \right)$	$\frac{(4\pi)^4}{c_2^2} \left(\text{IR part} \right)$	$\frac{(4\pi)^4}{c_2^2} \left(\text{IR part} \right)$
I_1	$-1/\epsilon^2 - 5/8\epsilon$	$-L^2 - L/4$	$-L^2 + 5L/4$	$-L^2 - L/4$
I_2	$1/\epsilon^2 + 5/8\epsilon$	$L^2 + 5L/4$	$L^2 - 11L/36$	$L^2 + 5L(1/4 + \tilde{\alpha}/6)$
I_3	$-1/\epsilon^2 - 1/4\epsilon$	$-L^2$	$-L^2 + 3L/2$	$-L^2 + L/2$
I_4	$-2/\epsilon$	$-4L$	$-4L$	$-4L$
I_5	$1/\epsilon^2 + 1/4\epsilon$	L^2	$L^2 - 3L/2$	L^2
I_6	$-1/4\epsilon$	$-L/2$	$-L/2$	$-L/2$
I_7	$1/8\epsilon$	$L/4$	$L/4$	$L/4$
I_8	$1/8\epsilon$	$L/4$	$L/4$	$L/4$
I_9	$4/\epsilon^2$	$4L^2$	$4L^2$	$4L^2$
I_{10}	0	$-2L$	$-2L$	$-2\tilde{\alpha}L$

In the second table we present several linear combinations of the integrals, computed above, such as contribution (37) to the pure effective action (14) and its separate parts (61)–(65), (68), and (71). Also, we study additional counterterm (86) from Sect. 4.4 to compare the answer for the dimensional regularization.

	Dim. reg.	Cutoff-1 reg.	Cutoff-2 reg.	Cutoff-3 reg.
Contribution	$\frac{(4\pi)^4 \mu^{2\epsilon}}{g^2 c_2^2} \left(\text{IR part} \right)$	$\frac{(4\pi)^4}{g^2 c_2^2} \left(\text{IR part} \right)$	$\frac{(4\pi)^4}{g^2 c_2^2} \left(\text{IR part} \right)$	$\frac{(4\pi)^4}{g^2 c_2^2} \left(\text{IR part} \right)$
\mathcal{J}_1	$-4/\epsilon^2 - 5/2\epsilon$	$-4L^2$	$-4L^2 + 53L/9$	$-4L^2 + 5\tilde{\alpha}L/3$
\mathcal{J}_2	$8/\epsilon^2 + 3/\epsilon$	$8L^2$	$8L^2 - 106L/9$	$8L^2 - 10\tilde{\alpha}L/3$
\mathcal{J}_3	$2/\epsilon^2 + 1/\epsilon$	$2L^2 - L$	$2L^2 - 35L/9$	$2L^2 - L(2 + 5\tilde{\alpha}/3)$
\mathcal{J}_4	$1/8\epsilon$	$-L/2$	$-17L/36$	$-L - 5\tilde{\alpha}L/12$
$-\sum_{n=1}^4 \mathcal{J}_n$	$-6/\epsilon^2 - 13/8\epsilon$	$-6L^2 + 3L/2$	$-6L^2 + 41L/4$	$-6L^2 + 3L(1 + 3\tilde{\alpha}/4)$
$-\mathcal{J}_5$	$-3/8\epsilon$	$-L$	$-35L/36$	$-L(1 + 5\tilde{\alpha}/12)$
$-\mathcal{J}_6$	$6/\epsilon^2$	$6L^2 - 5L$	$6L^2 - 5L$	$6L^2 - 5\tilde{\alpha}L$
$-\sum_{n=1}^6 \mathcal{J}_n$	$-2/\epsilon$	$-9L/2$	$77L/18$	$L(2 - 5\tilde{\alpha}/3)$
$-\mathcal{J}_7$	$-5/6\epsilon$	not exist	$-25L/36$	0
$-\sum_{n=1}^7 \mathcal{J}_n$	$-17/6\epsilon$	—	$43L/12$	$L(2 - 5\tilde{\alpha}/3)$

Let us comment the last results. First of all, we note that our formula (37) reproduces the correct results for the second loop in the case of dimensional regularization, see [20]. Thus, we have checked it.

Secondly, we draw attention to the fact, that the counterterm in the case of cutoff-1 can not be calculated, because the regularization after the first derivative loses the smoothness near the diagonal. Of course, it is possible to compute it by using the determinant of the operator [47], but it is not the main aim of our paper.

At the same time we have obtained the same value for the divergent part of the pure effective action (14) in the case of cutoff-1, as it was calculated in [18]. Additionally, we have got the results for two supplemental regularizations, one of which depends on the auxiliary parameter that can be chosen based on additional physical considerations.

5.4 Shift of a special type

In this section we are going to present the fourth type of cutoff regularization, which is based on a shift of special

type of the cutoff-3, see [18]. Indeed, we can deform the function $R_0^{\Lambda,3}(x)$ in the region $|x| \leq 1/\Lambda$ in the following form

$$R_0^{\Lambda,3}(x) \rightarrow R_0^{\Lambda,4}(x) = R_0^{\Lambda,3}(x) + \tilde{R}_0^\Lambda(x),$$

$$\tilde{R}_0^\Lambda(x) = \frac{1}{4\pi^2} \begin{cases} 0, & |x| > 1/\Lambda; \\ \Lambda^2 f_0(\Lambda^2|x|^2), & |x| \leq 1/\Lambda, \end{cases} \quad (117)$$

where the auxiliary function has the following properties: $f_0(\cdot) \in C^\infty([0, 1], \mathbb{R})$, $\partial_{x_\mu} \partial_{x^\mu} \Lambda^2 f_0(\Lambda^2|x|^2) \rightarrow 0$ in the sense of generalized functions for $\Lambda \rightarrow +\infty$, and $f_0(1) = 0$.

Then, according to the general idea, described above, we need to find such $\tilde{R}_i^\Lambda(x)$, $i = 1, 2$, that equalities (109) would be satisfied for $R_i^{\Lambda,3}(x) \rightarrow R_i^{\Lambda,3}(x) + \tilde{R}_i^\Lambda(x)$. This leads to the relations

$$-\partial_{x_\mu} \partial_{x^\mu} \tilde{R}_1^\Lambda(x) = \tilde{R}_1^\Lambda(x),$$

$$-\partial_{x_\mu} \partial_{x^\mu} \tilde{R}_2^\Lambda(x) = 2\tilde{R}_2^\Lambda(x). \quad (118)$$

They can be integrated in a very simple way. Firstly, let us note that the ordinary Laplace operator $\partial_{x_\mu} \partial_{x^\mu}$ has the following form $r^{-3} \partial_r r^3 \partial_r$, where $r = |x|$, in the polar coordinates, in the case of applying to the spherically-symmetric functions. Secondly, let us define the following operation

$$\psi : C^\infty([0, 1], \mathbb{R}) \rightarrow C^\infty([0, 1], \mathbb{R}), \quad (119)$$

which acts according to the formula

$$\psi(f)(\tau) = -\frac{1}{4} \int_0^\tau dt t^{-2} \int_0^t ds s f(s), \quad (120)$$

for all $f \in C^\infty([0, 1], \mathbb{R})$ and $\tau \in [0, 1]$.

Further, we introduce some auxiliary objects

$$f_1 = \psi(f_0) \in C^\infty([0, 1], \mathbb{R}), \quad (121)$$

$$a(f_0) = \frac{1}{4} \int_0^1 ds s f_0(s) = -f_1'(1) \in \mathbb{R}, \quad (122)$$

$$b(f_0) = \frac{1}{4} \int_0^1 ds f_0(s) = -f_1'(1) - f_1(1) \in \mathbb{R}. \quad (123)$$

After all the preparations, we can write out the answer in the form

$$\tilde{R}_1^\Lambda(x) = \frac{1}{4\pi^2} \begin{cases} a(f_0)|x|^{-2}\Lambda^{-2}; \\ f_1(|x|^2\Lambda^2) + b(f_0), \end{cases} \quad (124)$$

$$\tilde{R}_2^\Lambda(x) = \frac{1}{4\pi^2} \begin{cases} \kappa_{2,1}^\Lambda; \\ \kappa_{2,2}^\Lambda, \end{cases} \quad (125)$$

with

$$\kappa_{2,1}^\Lambda = -\frac{1}{2}\Lambda^{-2}a(f_0) \ln(|x|^2\Lambda^2) + |x|^{-2}\Lambda^{-4} \left(-\frac{1}{2}a(f_0) + 2a(f_1) + \frac{1}{4}b(f_0) \right),$$

and

$$\kappa_{2,2}^\Lambda = 2\Lambda^{-2}\psi(f_1)(|x|^2\Lambda^2) - \frac{1}{4}|x|^2b(f_0) + \Lambda^{-2} \left(-\frac{1}{2}a(f_0) + 2b(f_1) + \frac{1}{2}b(f_0) \right),$$

where the continuity properties of the first derivative were used. In the same way we can reformulate and solve equations (115) and (116). So we get for $i = 3, 4$

$$\frac{\rho_i}{2^9 3\pi^2} \tilde{R}_i^\Lambda(x) = -\frac{1}{12} \tilde{R}_2^\Lambda(x) - \frac{|x|^2}{48} \tilde{R}_1^\Lambda(x) + \frac{\Lambda^{-2}}{64\pi^2} \begin{cases} a(\hat{f}_0)|x|^{-2}\Lambda^{-2}; \\ \psi(\hat{f}_0)(|x|^2\Lambda^2) + b(\hat{f}_0), \end{cases} \quad (126)$$

where $\hat{f}_0(s) = sf_0(s)$, $\rho_3 = 5$, and $\rho_4 = -1$.

Now we are ready to calculate the integrals (29)–(35). Firstly, we note that it is convenient to use for computing the results for the cutoff-3 case from the tables in Sect. 5.3. For example, the integrals I_4, I_6, I_7 , and I_8 are not violated. So they equal

$$I_4 \stackrel{\text{IR}}{=} \frac{c_2^2}{(4\pi)^4} (-4L), \quad I_6 \stackrel{\text{IR}}{=} \frac{c_2^2}{(4\pi)^4} (-L/2),$$

$$I_7 \stackrel{\text{IR}}{=} \frac{c_2^2}{(4\pi)^4} (L/4), \quad I_8 \stackrel{\text{IR}}{=} \frac{c_2^2}{(4\pi)^4} (L/4).$$

The next group of integrals has additional terms. Then, using (124) and (125) we get

$$I_1 \stackrel{\text{IR}}{=} \frac{c_2^2}{(4\pi)^4} \left(-L^2 - L/4 - 8La(f_0) - L \int_0^1 ds s f_0^2(s) \right), \quad (127)$$

$$I_2 \stackrel{\text{IR}}{=} \frac{c_2^2}{(4\pi)^4} \left(L^2 + 5L(1/4 + \tilde{\alpha}/6) + L \int_0^1 ds s^3 (f_0'(s))^2 \right), \quad (128)$$

$$I_3 \stackrel{\text{IR}}{=} \frac{c_2^2}{(4\pi)^4} \left(-L^2 + L/2 - 8La(f_0) - L \int_0^1 ds s f_0^2(s) \right), \quad (129)$$

$$I_5 \stackrel{\text{IR}}{=} \frac{c_2^2}{(4\pi)^4} \left(L^2 + 8La(f_0) + L \int_0^1 ds s f_0^2(s) \right). \quad (130)$$

Further, the diagonal parts are equal to

$$I_9 \stackrel{\text{IR}}{=} \frac{c_2^2}{(4\pi)^4} (4L^2 + 16Lb(f_0)), \quad (131)$$

$$I_{10} \stackrel{\text{IR}}{=} \frac{c_2^2}{(4\pi)^4} (-2\tilde{\alpha}L(1 + f_0(0))). \quad (132)$$

Hence, after all summations we get

$$\begin{aligned}
 -\sum_{n=1}^6 \mathcal{J}_n \stackrel{\text{IR}}{=} \frac{g^2 c_2^2}{(4\pi)^4} L \left(2 - 5\tilde{\alpha}(1/3 + f_0(0)) \right. \\
 \left. - 80a(f_0) + 24b(f_0) - 10 \int_0^1 ds s f_0^2(s) \right. \\
 \left. + 4 \int_0^1 ds s^3 (f_0'(s))^2 \right). \tag{133}
 \end{aligned}$$

For example, if we take $f_0(s) = 1 - s$, then we get

$$a(f_0) = \frac{1}{24}, \quad b(f_0) = \frac{1}{8}, \tag{134}$$

$$\int_0^1 ds s f_0^2(s) = \frac{1}{12}, \quad \int_0^1 ds s^3 (f_0'(s))^2 = \frac{1}{4}, \tag{135}$$

and

$$-\sum_{n=1}^6 \mathcal{J}_n \stackrel{\text{IR}}{=} \frac{g^2 c_2^2}{(4\pi)^4} L(11 - 40\tilde{\alpha})/6. \tag{136}$$

The last example describes the cutoff regularization that preserves the continuity of the first and the second derivatives of the function $R_0|_{\text{IR-reg}}$. As we see, there is one additional free parameter. In our opinion, it can be chosen from the point of view of some additional physical requirement, following from model properties.

6 Conclusion

In the present work we have derived new formula (36) for the two-loop contribution to the pure effective action (14). This formula is universal and can be used for any type of the regularization that does not deform the Seeley–DeWitt coefficients. Actually, the answer depends on the three functions (23) from the heat kernel expansion and their deformation in the process of regularization, see, for example, (87), (98), (110), and (117).

To verify the correctness of the obtained formula (37), we performed calculations for several types of regularization, such as dimensional one and cutoff one in several forms, see the tables from Sect. 5.3. All the results are consistent with those obtained earlier in other papers, see [18,20]. Moreover, we have shown that all regularizations do not lead to double-logarithmic (L^2) and non-logarithmic (Λ and Λ^2) singularities. At the same time we need to draw attention to the fact that the singularities from Γ_4 -term differ from other ones, because they depend only on the value of regularized functions (23) at zero, while other divergencies depend on a behaviour in some neighborhood. In some sense they have a different nature that can be studied in further.

Also, we should note that in the case of general cutoff regularization, we have some auxiliary parameters. We believe

that they will be concretized after satisfying additional physical requirements. As an example of such conditions we can give the gauge invariance. We hope that such conditions would give a relation between singularities of two types (at zero and near zero), mentioned in the previous paragraph.

As it is known, the dimensional regularization keeps the main relations in the pure Yang–Mills theory, such as the gauge invariance or Slavnov–Taylor identities. The situation with other schemes can be different. For example, a cutoff regularization can violate the properties mentioned above. In this case we need to apply a procedure that can restore the relations by introducing some additional vertices to the theory. However, the previous vertices stay the same. It means that we need to calculate some additional diagrams, in addition to those that we have already analyzed. Hence, we need to repeat all the calculations from this paper anyway. And these time-consuming calculations can be skipped, using our new formula instead. Let us note that some useful remarks on restoring of the properties can be found in the papers [61–64]. However, these works are devoted to the momentum representation, while the coordinate representation should be studied separately.

Additionally, we need to note that the consideration of a regularization that transforms the Seeley–DeWitt coefficients as well is also possible. In this case we should use formulae (54)–(60) and (67) from the proof instead of (29)–(35). The detailed description of such types of regularization is not included in the present work and will appear later.

Also, we want to comment multi-loop calculations. Actually, to do them, we need to improve the mathematical formalism. For example, we need to adopt a star–triangle relation, which expresses the integration of several Green’s functions through a multiplication of the Green’s functions, to the regularization under study. Such kind of equality is very remarkable and appears in the theory of integrable models quite frequently. Unfortunately, this relation does not hold in a general case. Moreover, even in the “good” situations it can be deformed after using a regularization.

In our opinion, the first step to do the multi-loop calculations is connected with the analysis of the star-triangle relations in the asymptotic form. It means that we need to keep only first several corrections on both sides. We believe that one of the ways to make this is related to the investigation of the Seeley–DeWitt coefficients and “local” heat kernels, see [56].

Acknowledgements This research is supported by the Ministry of Science and Higher Education of the Russian Federation, agreement 075-15-2022-289.

Data Availability Statement This manuscript has no associated data or the data will not be deposited. [Authors’ comment: This is a theoretical study, there are no additional data.]

Open Access This article is licensed under a Creative Commons Attribution 4.0 International License, which permits use, sharing, adaptation, distribution and reproduction in any medium or format, as long as you give appropriate credit to the original author(s) and the source, provide a link to the Creative Commons licence, and indicate if changes were made. The images or other third party material in this article are included in the article's Creative Commons licence, unless indicated otherwise in a credit line to the material. If material is not included in the article's Creative Commons licence and your intended use is not permitted by statutory regulation or exceeds the permitted use, you will need to obtain permission directly from the copyright holder. To view a copy of this licence, visit <http://creativecommons.org/licenses/by/4.0/>.

Funded by SCOAP³. SCOAP³ supports the goals of the International Year of Basic Sciences for Sustainable Development.

References

- C.N. Yang, R. Mills, Conservation of isotopic spin and isotopic gauge invariance. *Phys. Rev.* **96**, 191–195 (1954)
- A. Trautman, The geometry of gauge fields. *Czech. J. Phys.* **29**(1), 107–116 (1979)
- O. Babelon, C.M. Viallet, The Riemannian geometry of the configuration space of gauge theories. *Commun. Math. Phys.* **81**(4), 515–525 (1981)
- M. Nakahara, *Geometry, Topology and Physics*, 2nd edn. (CRC Press, Boca Raton, 2003), pp.1–573
- A. Jaffe, E. Witten, *Quantum Yang–Mills Theory*. <http://www.claymath.org/sites/default/files/yangmills.pdf>
- L.D. Faddeev, V. Popov, Feynman diagrams for Yang–Mills field. *Phys. Lett. B* **25**, 29–30 (1967)
- L.D. Faddeev, A.A. Slavnov, Gauge fields: an introduction to quantum theory. *Front. Phys.* **83**, 1–236 (1991)
- J.C. Collins, *Renormalization: An Introduction to Renormalization, the Renormalization Group and the Operator-Product Expansion* (Cambridge University Press, Cambridge, 1984)
- O.I. Zavialov, *Renormalized Quantum Field Theory* (Kluwer Academic Publishers, Dordrecht, 1990), pp.1–524
- D.I. Kazakov, *Radiative Corrections, Divergences, Regularization, Renormalization, Renormalization Group and All That in Examples in Quantum Field Theory*. [arXiv:0901.2208](https://arxiv.org/abs/0901.2208) [hep-ph] (2009)
- C. Itzykson, J.B. Zuber, *Quantum Field Theory* (McGraw-Hill, New York, 1980)
- M.E. Peskin, D.V. Schroeder, *An Introduction to Quantum Field Theory* (Addison-Wesley, New York, 1995), pp.1–868
- G. 't Hooft, Renormalization of massless Yang–Mills fields. *Nucl. Phys. B* **33**, 173–199 (1971)
- C.G. Bollini, J.J. Giambiagi, Dimensional renormalization: the number of dimensions as a regularizing parameter. *Nuovo Cim. B* **12**, 20–26 (1972)
- D.J. Gross, F. Wilczek, Ultraviolet behavior of nonabelian gauge theories. *Phys. Rev. Lett.* **30**, 1343–1346 (1973)
- H.D. Politzer, Reliable perturbative results for strong interactions? *Phys. Rev. Lett.* **30**, 1346–1349 (1973)
- A.V. Ivanov, N.V. Kharuk, Quantum equation of motion and two-loop cutoff renormalization for ϕ^3 model, Questions of quantum field theory and statistical physics, Part 26. *Zap. Nauchn. Sem. POMI* **487**, 151–166 (2019); *J. Math. Sci. (N. Y.)*, **257**(4), 526–536 (2021). [arXiv:2203.04562v1](https://arxiv.org/abs/2203.04562v1) [hep-th]
- A.V. Ivanov, N.V. Kharuk, Two-loop cutoff renormalization of 4-D Yang–Mills effective action. *J. Phys. G Nucl. Part. Phys.* **48**, 015002 (2020)
- L.F. Abbot, The background field method beyond one loop. *Nucl. Phys. B* **185**, 189–203 (1982)
- I. Jack, H. Osborn, Two-loop background field calculations for arbitrary background fields. *Nucl. Phys. B* **207**, 474–504 (1982)
- J.P. Borsen, A.E.M. van de Ven, Three-loop Yang–Mills β -function via the covariant background field method. *Nucl. Phys. B* **657**, 257–303 (2003)
- T. van Ritbergen, J.A.M. Vermaseren, S.A. Larin, The four-loop β -function in quantum chromodynamics. *Phys. Lett. B* **400**, 379–384 (1997)
- M. Czakon, The four-loop QCD β -function and anomalous dimensions. *Nucl. Phys. B* **710**, 485–498 (2005)
- P.A. Baikov, K.G. Chetyrkin, J.H. Kühn, Five-loop running of the QCD coupling constant. *Phys. Rev. Lett.* **118**, 082002 (2017)
- F. Herzog, B. Ruijl, T. Ueda, J.A.M. Vermaseren, A. Vogt, The five-loop beta function of Yang–Mills theory with fermions. *J. High Energy Phys.* **2017**, 90 (2017)
- A.V. Ivanov, About dimensional regularization in the Yang–Mills theory, Questions of quantum field theory and statistical physics. Part 24. *Zap. Nauchn. Sem. POMI*, **465**, POMI, St. Petersburg, pp. 147–156 (2017); *J. Math. Sci. (N. Y.)*, **238**(6), 862–869 (2019)
- S.L. Shatashvili, Two-loop approximation in the background field formalism. *Theor. Math. Phys.* **58**(2), 144–150 (1984)
- M. Oleszczuk, A symmetry-preserving cut-off regularization. *Z. Phys. C* **64**, 533–538 (1994)
- S.-B. Liao, Operator cutoff regularization and renormalization group in Yang–Mills theory. *Phys. Rev. D* **56**, 5008–5033 (1997)
- G. Cynolter, E. Lendvai, Cutoff regularization method in gauge theories. [arXiv:1509.07407](https://arxiv.org/abs/1509.07407) [hep-ph] (2015)
- W. Pauli, F. Villars, On the invariant regularization in relativistic quantum theory. *Rev. Mod. Phys.* **21**(3), 434–444 (1949)
- T. Bakeyev, A. Slavnov, Higher covariant derivative regularization revisited. *Mod. Phys. Lett. A* **11**(19), 1539–1554 (1996)
- A.L. Cherchiglia, M. Sampaio, M.C. Nemes, Systematic implementation of implicit regularization for multi-loop Feynman diagrams. *Int. J. Mod. Phys. A* **26**, 2591–2635 (2011)
- A. Cherchiglia, D.C. Arias-Perdomo, A.R. Vieira, M. Sampaio, B. Hiller, Two-loop renormalisation of gauge theories in 4D implicit regularisation and connections to dimensional methods. *Eur. Phys. J. C* **81**, 468 (2021)
- L.D. Faddeev, Scenario for the renormalization in the 4D Yang–Mills theory. *Int. J. Mod. Phys. A* **31**, 1630001 (2016)
- S.E. Derkachev, A.V. Ivanov, L.D. Faddeev, Renormalization scenario for the quantum Yang–Mills theory in four-dimensional space-time. *TMF* **192**(2), 227–234 (2017); *Theor. Math. Phys.* **192**(2), 1134–1140 (2017). <https://doi.org/10.1134/S0040577917080049>
- A.V. Ivanov, About renormalized effective action for the Yang–Mills theory in four-dimensional space-time, XXth International Seminar on High Energy Physics (Quarks-2018). *EPJ Web Conf.* **191**, 06001 (2018)
- F.A. Berezin, *The Method of Secondary Quantization* (Nauka, Moscow, 1965) ((in Russian))
- L.D. Faddeev, Mass in quantum Yang–Mills theory (comment on a Clay millenium problem). *Bull. Braz. Math. Soc. (N. S.)* **33**(2), 201–212 (2002). [arXiv:0911.1013](https://arxiv.org/abs/0911.1013)
- D.R.T. Jones, Two-loop diagrams in Yang–Mills theory. *Nucl. Phys. B* **75**, 531–538 (1974)
- B.S. DeWitt, Quantum theory of gravity. 2. The manifestly covariant theory. *Phys. Rev.* **162**, 1195–1239 (1967)
- B.S. DeWitt, Quantum theory of gravity. 3. Applications of the covariant theory. *Phys. Rev.* **162**, 1239–1256 (1967)
- G. 't Hooft, *The background field method in gauge field theories* (Karpacz, 1975), Proceedings, Acta Universitatis Wratislaviensis **1**, Wrocław, pp. 345–369 (1976)
- C.H. Oh, Two-loop approximation of the effective potential for the Yang–Mills field. *Prog. Theor. Phys.* **55**(4), 1251–1258 (1976)

45. L.F. Abbott, Introduction to the background field method. *Acta Phys. Polon. B* **13**(1–2), 33–50 (1982)
46. I.Ya. Aref'eva, A.A. Slavnov, L.D. Faddeev, Generating functional for the S-matrix in gauge-invariant theories. *TMF* **21**(3), 311–321 (1974)
47. G.M. Shore, Symmetry restoration and the background field method in gauge theories. *Ann. Phys.* **137**(2), 262–305 (1981)
48. A. Polyakov, *Gauge Fields and Strings* (Harwood Academic Publishers, London, 1987), pp.1–312
49. A.V. Ivanov, Diagram technique for the heat kernel of the covariant Laplace operator. *TMF* **198**(1), 113–132 (2019); *Theor. Math. Phys.* **198**(1), 100–117 (2019). <https://doi.org/10.1134/S0040577919010070>. arXiv:1905.05455 [hep-th]
50. A.V. Ivanov, N.V. Kharuk, Heat kernel: proper-time method. Fock–Schwinger gauge, path integral, and Wilson line. *TMF* **205**(2), 242–261 (2020); *Theor. Math. Phys.* **205**(2), 1456–1472 (2020). <https://doi.org/10.1134/S0040577920110057>
51. V. Fock, Die Eigenzeit in der Klassischen- und in der Quantenmechanik. *Sov. Phys.* **12**, 404–425 (1937)
52. M. Lüscher, Dimensional regularisation in the presence of large background fields. *Ann. Phys.* **142**, 359–392 (1982)
53. A.O. Barvinsky, G.A. Vilkovisky, The generalized Schwinger–Dewitt technique in gauge theories and quantum gravity. *Phys. Rep.* **119**, 1–74 (1985)
54. D.V. Vassilevich, Heat kernel expansion: user's manual. *Phys. Rep.* **388**, 279–360 (2003)
55. D. Fursaev, D. Vassilevich, *Operators, Geometry and Quanta: Methods of Spectral Geometry in Quantum Field Theory* (Springer, Berlin, 2011), pp.1–304
56. A.V. Ivanov, N.V. Kharuk, Special functions for heat kernel expansion. *Eur. Phys. J. Plus* **137**, 1060 (2022). <https://doi.org/10.1140/epjp/s13360-022-03176-7>. arXiv:2106.00294v2 [math-ph]
57. N.V. Kharuk, Zero modes of the Laplace operator in two-loop calculations in the Yang–Mills theory, Questions of quantum field theory and statistical physics. Part 28. *Zap. Nauchn. Sem. POMI*, **509**. POMI, St. Petersburg, pp. 216–226 (2021)
58. P.B. Gilkey, The spectral geometry of a Riemannian manifold. *J. Differ. Geom.* **10**, 601–618 (1975)
59. A.V. Ivanov, M.A. Russkikh, Quantum field theory on the example of the simplest cubic model, Questions of quantum field theory and statistical physics. Part 28. *Zap. Nauchn. Sem. POMI*, **509**. POMI, St. Petersburg, pp. 123–152 (2021)
60. N.V. Kharuk, Mixed type regularizations and nonlogarithmic singularities, Questions of quantum field theory and statistical physics. Part 27. *Zap. Nauchn. Sem. POMI*, **494**. POMI, St. Petersburg, pp. 242–249 (2020); *J. Math. Sci. (N. Y.)* **264**, 362–367 (2022). <https://doi.org/10.1007/s10958-022-06003-7>
61. A.A. Slavnov, Universal gauge invariant renormalization. *Phys. Lett. B* **518**, 195–200 (2001)
62. A.A. Slavnov, Regularization-independent gauge-invariant renormalization of the Yang–Mills theory. *Teor. Mat. Fiz.* **130**, 3–14 (2002)
63. T. Varin, D. Davesne, M. Oertel, M. Urban, How to preserve symmetries with cut-off regularized integrals? *Nucl. Phys. A* **791**, 422–433 (2007)
64. P.H. Chankowski, A. Lewandowski, K.A. Meissner, Two-loop RGE of a general renormalizable Yang–Mills theory in a renormalization scheme with an explicit UV cutoff. *High Energy Phys.* **105** (2016)