



Effect of non-eikonal corrections on azimuthal asymmetries in the color glass condensate

Pedro Agostini^{1,a}, Tolga Altinoluk^{2,b}, Néstor Armesto^{1,3,c}

¹ Instituto Galego de Física de Altas Enerxías IGFAE, Universidade de Santiago de Compostela, 15782 Santiago de Compostela, Galicia, Spain

² National Centre for Nuclear Research, 00-681 Warsaw, Poland

³ Theoretical Physics Department, CERN, 1211 Geneva 23, Switzerland

Received: 19 July 2019 / Accepted: 13 September 2019 / Published online: 24 September 2019
© The Author(s) 2019

Abstract We analyse the azimuthal structure of two gluon correlations in the color glass condensate including those effects that result from relaxing the shockwave approximation for the target. Working in the Glasma graph approach suitable for collisions between dilute systems, we compute numerically the azimuthal distributions and show that both even and odd harmonics appear. We study their dependence on model parameters, energy of the collision, pseudorapidity and transverse momentum of the produced particles, and length of the target. While the contribution from non-eikonal corrections vanishes with increasing collision energy and becomes negligible at the energies of the Large Hadron Collider, it is found to be sizeable up to top energies at the Relativistic Heavy Ion Collider.

1 Introduction

The existence of azimuthal asymmetries in particle production stretched for a long pseudorapidity interval – named the ridge – has been observed in small collision systems, proton–proton and proton–nucleus, at the Large Hadron Collider (LHC) at CERN [1–14] and the Relativistic Heavy Ion Collider (RHIC) at BNL [15–19]. The corresponding observation in nucleus–nucleus collisions finds a standard explanation in final state interactions that lead to a macroscopic description in terms of relativistic hydrodynamics. But for small systems such explanation is a matter of active debate, see e.g. the recent works [20–22], and initial state dynamics have also been invoked.

Concerning initial state explanations, those based on the effective theory for high-energy Quantum Chromodynam-

ics [23] named the Color Glass Condensate (CGC) [24–26], have been explored intensively in recent years. For the collision of dilute objects like proton–proton, the “Glasma graph” approximation [27,28], that encodes both Bose enhancement and Hanbury–Brown–Twiss (HBT) effects [29–32], has been developed and used to describe experimental data [33–36]. Besides two gluon correlations, those among three and four [37,38] have also been studied, and also those between two quarks [39,40]. The extension to dilute–dense (proton–nucleus) collisions was later done numerically [41] and analytically [42–44], including three gluon correlations [43], and applied to describe data [45,46]. Complementary explanations in terms of density gradients [47] have also been considered to explain the observed azimuthal structure.

In this framework, the two remaining key problems are the analytical extension to dense–dense collisions, and the absence of odd azimuthal harmonics in standard calculations. To overcome the latter, several alternatives have been essayed: density corrections in the projectile [48–50] (implemented to attempt a description of data in [51–53]), quark correlations [45,54–56] and a more involved description of the target [57,58] than the one provided by the commonly used McLerran–Venugopalan (MV) model [59,60].

In this work we explore a different direction. Usual calculations in the CGC employ the eikonal approximation: the process of propagation of an energetic parton from the projectile through the target, considered as a background field, is computed in the light cone gauge neglecting its transverse components and considering it as infinitely time dilated and Lorentz contracted – a shockwave. Also terms subleading in energy (among them, spin flip ones) are disregarded. This is to be contrasted to the calculations of elastic and radiative energy loss of energetic partons traversing a medium composed of coloured scattering centers – jet quenching. Here,

^a e-mail: pedro.agostini@usc.es

^b e-mail: tolga.altinoluk@ncbj.gov.pl

^c e-mail: nestor.armesto@usc.es

the shockwave approximation is relaxed and the target is considered to have a finite length, see e.g. the reviews [61, 62].¹

Some years ago, a systematic expansion of the gluon propagator in non-eikonal terms stemming from the relaxation of the shockwave approximation was performed in [73, 74] and applied to particle production in the CGC in [75]. Using those ideas, in a recent paper [76] we have computed single, double and triple gluon production in the CGC including those non-eikonal corrections within the Glasma graph approximation – thus suitable for collisions of two dilute objects. It was anticipated there that an asymmetry between the near and away side ridges appeared for certain kinematic regions, which would lead to odd azimuthal harmonics. Restricted to two gluon correlations, it is the goal of the present work to study numerically the impact of these non-eikonal corrections on even and odd harmonics, and their dependence on model parameters, energy of the collision, pseudorapidity and transverse momentum of the produced particles, and length of the target.

As discussed in this introduction, non-eikonal corrections are not the only source of odd harmonics, others being density corrections or a more sophisticated treatment of the target beyond the MV model. Besides, they vanish with increasing energy, a trend that is not observed for the odd harmonics in experimental data. Therefore, here we make no attempt to compare with experimental data but only address the existence and size of the non-eikonal effects on the azimuthal structure.

The plan of the paper is as follows: in Sect. 2 we present the formulae for two-gluon correlations in a form derived from that in [76] but more suitable for a numerical implementation, and present the details of the model. In Sect. 3 we show the results for azimuthal harmonics. Finally, in Sect. 4 we provide our conclusions and outlook.

2 Non-eikonal double gluon production

As shown in [76], the inclusive cross section for the production of two gluons with transverse momenta \mathbf{k}_1 and \mathbf{k}_2 , and rapidities with η_1 and η_2 , can be written as

$$\begin{aligned} & \frac{d\sigma}{d^2\mathbf{k}_1 d\eta_1 d^2\mathbf{k}_2 d\eta_2} \\ &= 2(4\pi)^2 \alpha_s^2 g^4 C_A^2 (N_c^2 - 1)^2 \mathcal{G}_1^{\text{NE}}(k_1^-; \lambda^+) \mathcal{G}_1^{\text{NE}}(k_2^-; \lambda^+) \\ & \quad \times \int_{\mathbf{q}_1 \mathbf{q}_2} |a(\mathbf{q}_1)|^2 |a(\mathbf{q}_2)|^2 \\ & \quad \times \left\{ I_{2\text{tr}}^{(0)} + \frac{1}{N_c^2 - 1} \left[I_{2\text{tr}}^{(1)} + I_{1\text{tr}}^{(1)} \right] \right\}, \end{aligned} \tag{1}$$

¹ Non-eikonal corrections at high energies have also been analysed in relation to Transverse Momentum Distributions and spin physics [63–69], and soft gluon exponentiation [70–72].

where

$$I_{2\text{tr}}^{(0)} = \mu^2 [\mathbf{k}_1 - \mathbf{q}_1, \mathbf{q}_1 - \mathbf{k}_1] \mu^2 [\mathbf{k}_2 - \mathbf{q}_2, \mathbf{q}_2 - \mathbf{k}_2] \times L^i(\mathbf{k}_1, \mathbf{q}_1) L^i(\mathbf{k}_1, \mathbf{q}_1) L^j(\mathbf{k}_2, \mathbf{q}_2) L^j(\mathbf{k}_2, \mathbf{q}_2), \tag{2}$$

$$I_{2\text{tr}}^{(1)} = \left\{ \mathcal{G}_2^{\text{NE}}(k_1^-, k_2^-; L^+) \mu^2 [\mathbf{k}_1 - \mathbf{q}_1, \mathbf{q}_2 - \mathbf{k}_1] \times \mu^2 [\mathbf{k}_2 - \mathbf{q}_2, \mathbf{q}_1 - \mathbf{k}_2] \times L^i(\mathbf{k}_1, \mathbf{q}_1) L^i(\mathbf{k}_1, \mathbf{q}_2) L^j(\mathbf{k}_2, \mathbf{q}_2) L^j(\mathbf{k}_2, \mathbf{q}_1) \right\} + (k_2^- \rightarrow -k_2^-) \tag{3}$$

and

$$I_{1\text{tr}}^{(1)} = \left\{ \mu^2 [\mathbf{k}_1 - \mathbf{q}_1, \mathbf{q}_2 - \mathbf{k}_2] \mu^2 [\mathbf{k}_2 - \mathbf{q}_2, \mathbf{q}_1 - \mathbf{k}_1] \times L^i(\mathbf{k}_1, \mathbf{q}_1) L^i(\mathbf{k}_1, \mathbf{q}_1) L^j(\mathbf{k}_2, \mathbf{q}_2) L^j(\mathbf{k}_2, \mathbf{q}_2) + \mathcal{G}_2^{\text{NE}}(k_1^-, k_2^-; L^+) \left[\mu^2 [\mathbf{k}_1 - \mathbf{q}_1, \mathbf{q}_1 - \mathbf{k}_2] \times \mu^2 [\mathbf{k}_2 - \mathbf{q}_2, \mathbf{q}_2 - \mathbf{k}_1] + \frac{1}{2} \mu^2 [\mathbf{k}_1 - \mathbf{q}_1, \mathbf{k}_2 - \mathbf{q}_2] \times \mu^2 [\mathbf{q}_2 - \mathbf{k}_1, \mathbf{q}_1 - \mathbf{k}_2] \right] \right\} \times L^i(\mathbf{k}_1, \mathbf{q}_1) L^i(\mathbf{k}_1, \mathbf{q}_2) L^j(\mathbf{k}_2, \mathbf{q}_1) L^j(\mathbf{k}_2, \mathbf{q}_2) \left. \right\} + (k_2^- \rightarrow -k_2^-). \tag{4}$$

For the sake consistency, we use the same notation that was introduced in [76]. The subscripts on the right hand side of Eqs. (2), (3) and (4) stands for single and double trace operators. These originate from the weak field expansion of the double dipole and quadrupole operators that are present in the production cross section in pA collisions (see [76] for details). Here, we work in light-cone coordinates (a^+, a^-, \mathbf{a}) , superindices i denote transverse coordinates, we use the shorthand notation $\underline{k} \equiv (k^+, \mathbf{k})$ for the three-momenta of the produced gluons, $\int_{\mathbf{q}} \equiv \int d^2\mathbf{q}/(2\pi)^2$, N_c is the number of colors, $\alpha_s = g^2/(4\pi)$ the strong coupling constant, and the non-eikonal correction functions coming from the finite extension of the target in the + lightcone direction L^+ read

$$\mathcal{G}_1^{\text{NE}}(k^-; \lambda^+) = \frac{1}{k^- \lambda^+} \sin(k^- \lambda^+) \tag{5}$$

and

$$\mathcal{G}_2^{\text{NE}}(k_1^-, k_2^-; L^+) = \left\{ \frac{2}{(k_1^- - k_2^-) L^+} \sin \left[\frac{(k_1^- - k_2^-)}{2} L^+ \right] \right\}^2 \tag{6}$$

with $\lambda^+ \ll L^+$ the correlation length of the color sources in the target and $k^- = \mathbf{k}^2/2k^+$. Function $\mu^2(\mathbf{k}, \mathbf{q})$ denotes

the Fourier transform of the averages of the color charge distributions in the projectile,

$$L^i(\mathbf{k}_1, \mathbf{q}_1) = \left[\frac{(\mathbf{k}_1 - \mathbf{q}_1)^i}{(\mathbf{k}_1 - \mathbf{q}_1)^2} - \frac{\mathbf{k}_1^i}{\mathbf{k}_1^2} \right] \tag{7}$$

is the usual eikonal Lipatov vertex and function $a(\mathbf{q})$ is the functional form of the target potential in momentum space that appears in the definition of the average of the two target field correlator (see [76] for the details of the set up and the derivation of the double inclusive gluon production cross section).

To evaluate Eq. (1), we make some assumptions:

1. We assume a Gaussian distribution of the colour sources inside the projectile, the MV model [59, 60], such that

$$\mu^2(\mathbf{k}, \mathbf{q}) = \mu^2(2\pi)^2\delta^{(2)}(\mathbf{k} + \mathbf{q}), \tag{8}$$

where μ is the width of the Gaussian and has units of mass squared.

2. We choose a Yukawa-type potential generated by the colour sources inside the target:

$$|a(\mathbf{q})|^2 = \frac{\mu_T^2}{(q^2 + \mu_T^2)^2}, \tag{9}$$

where μ_T is an infrared regulator analogous to a Debye mass.

With these assumptions, Eqs. (2)–(3) can be further simplified and their final forms read

$$I_{2tr}^{(0)} = \mu^4 S_{\perp}^2 L^i(\mathbf{k}_1, \mathbf{q}_1) L^i(\mathbf{k}_1, \mathbf{q}_1) L^j(\mathbf{k}_2, \mathbf{q}_2) L^j(\mathbf{k}_2, \mathbf{q}_2), \tag{10}$$

$$I_{2tr}^{(1)} = \mu^4 S_{\perp} \mathcal{G}_2^{NE}(k_1^-, k_2^-; L^+) [(2\pi)^2\delta^{(2)}(\mathbf{q}_1 - \mathbf{q}_2)] \times L^i(\mathbf{k}_1, \mathbf{q}_1) L^i(\mathbf{k}_1, \mathbf{q}_2) L^j(\mathbf{k}_2, \mathbf{q}_2) L^j(\mathbf{k}_2, \mathbf{q}_1) + (\underline{k}_2 \rightarrow -\underline{k}_2) \tag{11}$$

and

$$I_{1tr}^{(1)} = \mu^4 S_{\perp} \left\{ \left[(2\pi)^2\delta^{(2)}[\mathbf{k}_1 - \mathbf{q}_1 - (\mathbf{k}_2 - \mathbf{q}_2)] \right] \times L^i(\mathbf{k}_1, \mathbf{q}_1) L^i(\mathbf{k}_1, \mathbf{q}_1) L^j(\mathbf{k}_2, \mathbf{q}_2) L^j(\mathbf{k}_2, \mathbf{q}_2) + \mathcal{G}_2^{NE}(k_1^-, k_2^-; L^+) \left[(2\pi)^2\delta^{(2)}(\mathbf{k}_1 - \mathbf{k}_2) + \frac{1}{2}(2\pi)^2\delta^{(2)}[\mathbf{k}_1 - \mathbf{q}_1 - (-\mathbf{k}_2 + \mathbf{q}_2)] \right] \times L^i(\mathbf{k}_1, \mathbf{q}_1) L^i(\mathbf{k}_1, \mathbf{q}_2) L^j(\mathbf{k}_2, \mathbf{q}_1) L^j(\mathbf{k}_2, \mathbf{q}_2) \right\} + (\underline{k}_2 \rightarrow -\underline{k}_2), \tag{12}$$

where we have defined the transverse area of the projectile through $(2\pi)^2\delta^{(2)}(\mathbf{q} - \mathbf{q}) \rightarrow S_{\perp}$.

Using Eqs. (10)–(12) we organize the contributions to the double inclusive gluon production cross section, Eq. (1), and finally write it in the following form:

$$\frac{d\sigma}{d^2k_1 d\eta_1 d^2k_2 d\eta_2} = 2(4\pi)^2 \alpha_s^2 g^4 C_A^2 (N_c^2 - 1) \mathcal{G}_1^{NE}(k_1^-; \lambda^+) \mathcal{G}_2^{NE}(k_2^-; \lambda^+) \mu^4 S_{\perp} \times \left\{ I_{uncor} + I_{TBE} + I_{PBE,a} + I_{HBT} + I_{PBE,b} \right\}. \tag{13}$$

The expressions I_{uncor} , I_{TBE} , $I_{PBE,a}$, I_{HBT} and $I_{PBE,b}$, corresponding to uncorrelated production, Bose enhancement in the target wave function, first piece of Bose enhancement in the projectile wave function, HBT and second piece of Bose enhancement in the projectile wave function respectively, can be found in “Appendix A”. The aim of the next Section will be the analysis of the azimuthal structures in two particle correlations through the standard expansion in Fourier harmonics.

3 Azimuthal harmonics

The resulting Eq. (13) can be expanded in a Fourier series. Being an even function, only the cosine terms of the series will contribute. That is, we can write

$$\frac{d\sigma}{d^2\mathbf{k}_1 d\eta_1 d^2\mathbf{k}_2 d\eta_2} \equiv N(k_1, k_2, \Delta\phi) = a_0(k_1, k_2) + \sum_{n=1}^{\infty} a_n(k_1, k_2) \cos(n\Delta\phi), \tag{14}$$

where $\Delta\phi = \phi_1 - \phi_2$ and

$$a_n(k_1, k_2) = \frac{2}{\pi(1 + \delta_{n0})} \int_0^{\pi} N(k_1, k_2, \Delta\phi) \cos(n\Delta\phi) d\Delta\phi. \tag{15}$$

We standardly rewrite these series as

$$N(k_1, k_2, \Delta\phi) = a_0(k_1, k_2) \times \left[1 + \sum_{n=1}^{\infty} 2V_{n\Delta}(k_1, k_2) \cos(n\Delta\phi) \right], \tag{16}$$

where

$$2V_{n\Delta}(k_1, k_2) = \frac{a_n(k_1, k_2)}{a_0(k_1, k_2)} = 2 \frac{\int_0^{\pi} N(k_1, k_2, \Delta\phi) \cos(n\Delta\phi) d\Delta\phi}{\int_0^{\pi} N(k_1, k_2, \Delta\phi) d\Delta\phi}. \tag{17}$$

We are interested in studying the dependence of these coefficients on the transverse momentum of one of the produced particles. However, there is some freedom in the definition of this transverse momentum:

- (i) $k_1 = p_T^{ref}$ and $k_2 = p_T$:

One way of defining the p_T dependence of the Fourier coefficients is by fixing one of the momenta, say k_1 , to a some reference momentum p_T^{ref} and letting the other momentum as the free variable, that is, $k_2 = p_T$. With this choice, the azimuthal harmonics are defined as (see e.g. [13])

$$v_n(p_T) = \frac{V_{n\Delta}(p_T, p_T^{ref})}{\sqrt{V_{n\Delta}(p_T^{ref}, p_T^{ref})}} \tag{18}$$

- (ii) $k_1 = k_2 = p_T$:

Another way of fixing the p_T dependence is by setting $k_1 = k_2 = p_T^{ref} = p_T$ and therefore

$$v_n(p_T) = \sqrt{V_{n\Delta}(p_T, p_T)} \tag{19}$$

- (iii) *Integrating over k_1 and $k_2 = p_T$* :

Following we can define $v_n(p_T)$ by integrating over k_1 and letting k_2 free as in [56], that is,

$$\begin{aligned} 2v_n^2(p_T) &= \frac{\int_0^\infty k_1 dk_1 a_n(k_1, p_T)}{\int_0^\infty k_1 dk_1 a_0(k_1, p_T)} \\ &= 2 \frac{\int_0^\infty k_1 dk_1 \int_0^\pi N(k_1, p_T, \Delta\phi) \cos(n\Delta\phi) d\Delta\phi}{\int_0^\infty k_1 dk_1 \int_0^\pi N(k_1, p_T, \Delta\phi) d\Delta\phi} \end{aligned} \tag{20}$$

In the next subsection, we will explore the three possibilities.

3.1 Numerical results

In order to compute the azimuthal harmonics we first write the non-eikonal correction Eq. (6) as

$$\begin{aligned} \mathcal{G}_2^{NE}(k_1^-, k_2^-; L^+) &= \left\{ \frac{\sqrt{2}}{(k_1 e^{-\eta_1} - k_2 e^{-\eta_2}) L^+} \sin \left[\frac{(k_1 e^{-\eta_1} - k_2 e^{-\eta_2}) L^+}{\sqrt{2}} \right] \right\}^2, \end{aligned} \tag{21}$$

where $\eta_{1,2}$ are the pseudorapidities of the gluons and we use the fact that $k^- = \frac{k^2}{2k^+}$, $k^+ = \frac{1}{\sqrt{2}} k e^\eta$.

If L is the size of the target in its rest frame, then we have that $L^+ = \frac{1}{\gamma\sqrt{2}} L \approx 2A^{1/3}/\gamma \text{ fm} \approx 10A^{1/3}/\gamma \text{ GeV}^{-1}$, where A is the mass number of the nucleus and $\gamma \simeq \sqrt{s_{NN}}/(2m_N)$ accounts for the Lorentz contraction in the

center of mass frame (therefore, our pseudorapidities will be considered in this frame). Furthermore, for the numerics we take the gluonic size of the projectile to be $B_p = 4 \text{ GeV}^{-2}$ [77], $S_\perp = 2\pi B_p \approx 9.8 \text{ mb}$, $L = 12 \text{ fm}$ (Pb nucleus) unless otherwise stated² and $N_c = 3$. We also take $\lambda^+ = 0$ in Eq. (5) – note that this factor is irrelevant for the azimuthal harmonics using definitions in Eqs. (18) and (19) and gives a very small contribution using Eq. (20).

Taking these values we start by computing the azimuthal harmonics using the definition Eq. (18) without the HBT contribution Eq. (A.10). It is evident from Eq. (9) that the Yukawa-type potential for the color fields inside the target has a strong cut-off dependence in the infrared which is analogous to the Debye mass. Since this infrared regulator is related with the Yukawa-type potential introduced to model the target fields, it is denoted by μ_T . Moreover, the product of the Lipatov vertices which defines the emission of the gluons have also cut-off dependence in order to remove the infrared divergences (see ‘‘Appendix A’’ for the explicit expressions). This cut-off is denoted as μ_P . Therefore, azimuthal harmonics $v_n(p_T)$ which are calculated using the Yukawa-type potential and the product of Lipatov vertices, carry a dependence on these two infrared cut-offs μ_T and μ_P . We first compute v_2 and v_3 taking several values of these parameters $\sim \Lambda_{QCD} \approx 0.2 \text{ GeV}$ in order to see how strong the dependence is. The results are shown in Fig. 1. We can see that the height of the peak in v_2 becomes smaller as μ_T gets larger and that the shape is slightly different when $\mu_T \neq \mu_P$, with even a two-peak structure appearing in some case. On the other hand the height of the peak in v_3 gets smaller when μ_P has smaller values. Since in this paper we are interested in the behaviour of the odd azimuthal harmonics, we will use in the rest of the document the values of μ_T and μ_P that maximize v_3 , that is, $\mu_T = 0.4 \text{ GeV}$ and $\mu_P = 0.2 \text{ GeV}$.³ As mentioned, we are omitting in these plots a peak around $p_T = p_T^{ref}$ which comes from the HBT contribution.

In Fig. 2 we compute the azimuthal harmonics up to v_5 using the definition Eq. (18) and taking $p_T^{ref} = 1 \text{ GeV}$, for different values of $\sqrt{s_{NN}}$ and $\eta_1 = \eta_2 = \eta$ (we choose $\Delta\eta = \eta_1 - \eta_2 = 0$ in order to maximize the values of the odd harmonics). The HBT contribution coming from Eq. (A.10) is also included in this plot. We can see that increasing the center of mass energy decreases the value of the odd harmonics. This is the behaviour that one should expect since when the Lorentz gamma grows up the non-eikonal correc-

² As our aim is not to describe experimental data but to discuss the effect of the considered non-eikonal corrections, we will apply the calculation for proton–nucleus collisions though, as indicated above, the Glasma graph approach is only valid for collisions between dilute objects. See [41] for a comparison of the results of the Glasma graph approximation with a full dilute–dense numerical computation.

³ While these values lie close to Λ_{QCD} , it is difficult to say how realistic they can be considered.

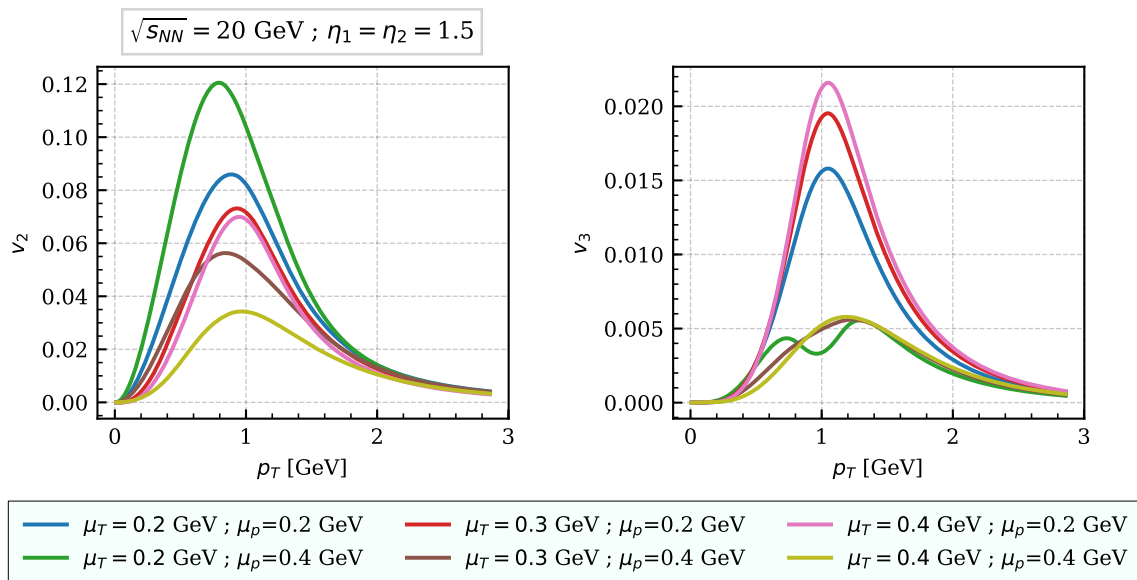
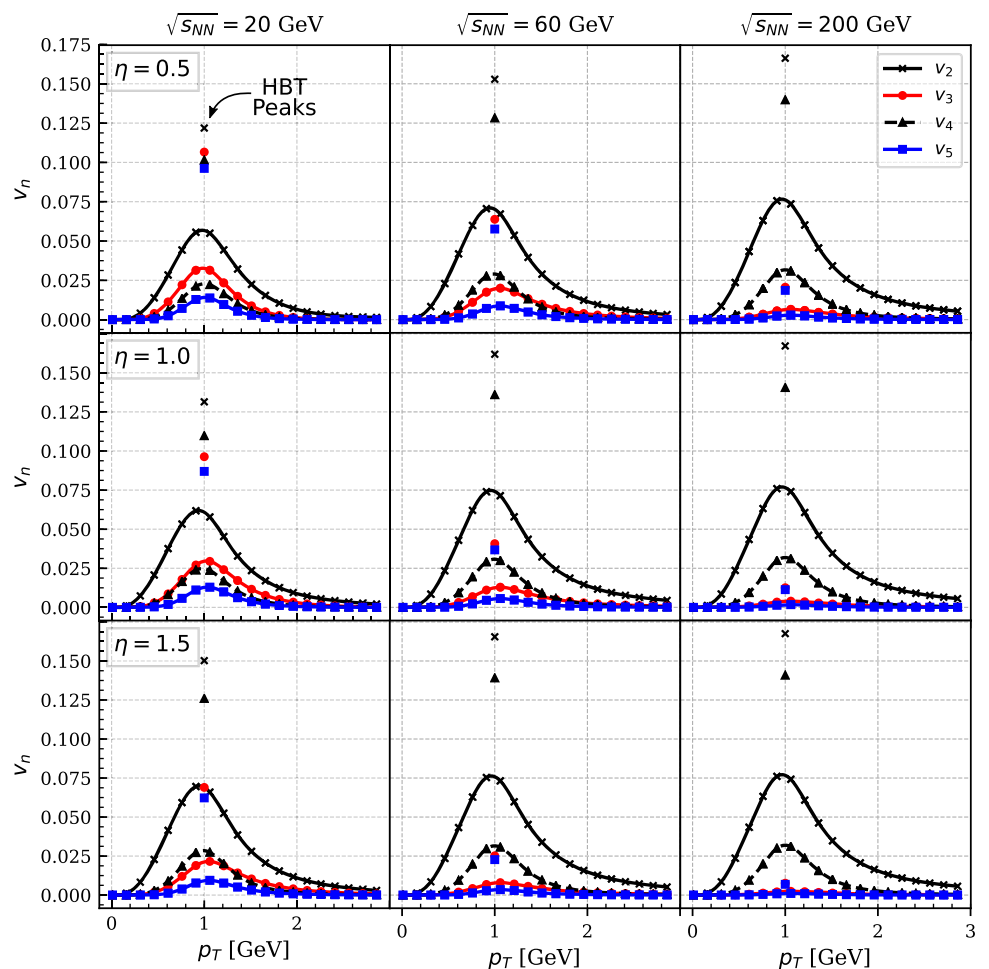


Fig. 1 Azimuthal harmonics $v_2(p_T)$ and $v_3(p_T)$ using the definition Eq. (18) for different values of μ_T and μ_P , excluding the HBT contribution, see the text. For these graphs we have taken $p_T^{ref} = 1 \text{ GeV}$, $\sqrt{s_{NN}} = 20 \text{ GeV}$ and $\eta_1 = \eta_2 = 1.5$

Fig. 2 Two particle azimuthal harmonics generated in the non-eikonal Glasma graph approximation, using the definition Eq. (18). The values were calculated using $\mu_T = 0.4 \text{ GeV}$, $\mu_P = 0.2 \text{ GeV}$ and $p_T^{ref} = 1 \text{ GeV}$ at different center of mass energies and gluon pseudorapidities $\eta_1 = \eta_2 = \eta$. The symbols without lines indicate the HBT contributions



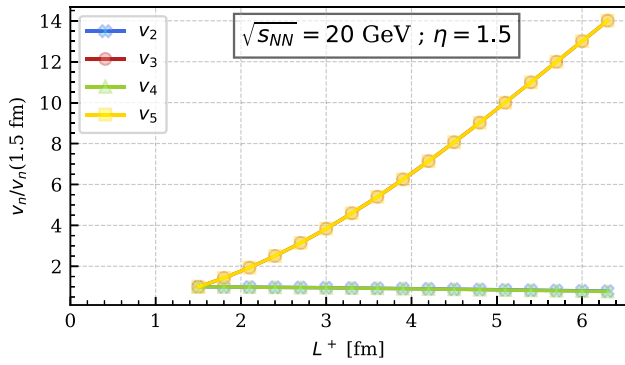


Fig. 3 Scaling of $\frac{v_n(L^+)}{v_n(1.5 \text{ fm})}$ with L^+ . The odd harmonics increase strongly with increasing L^+ while the even ones are almost constant

tions become smaller. We obtain the same behaviour when increasing the pseudorapidity of the produced gluons. From this plot we conclude that non-eikonal corrections are not important for collisions at high center-of-mass energies as the ones at the LHC but they can be important for collisions at RHIC where $\sqrt{s_{NN}} \leq 200$ GeV. However, we note that one should be careful since by going to smaller values of $\sqrt{s_{NN}}$ we are leaving the region of small x or high energies where our formalism can be safely applied.

We would like to also mention that in Fig. 2, it is apparent that both even and odd harmonics peak around $p_T \sim p_T^{ref}$. This is due to the fact that p_T^{ref} is chosen to be k_1 and p_T is defined as k_2 , and the values of both even and odd harmonics maximise when the momenta of both produced gluons (k_1 and k_2 in our notation) are close to each other.

On the other hand, the unrealistic peaked shape of the HBT contribution is due to the fact we have used a simplistic approach, $\mu^2(\mathbf{k}, \mathbf{q}) \propto \delta^{(2)}(\mathbf{k} + \mathbf{q})$. A more realistic approach would employ some function $F[(\mathbf{k} + \mathbf{q})\sqrt{B_p}]$ (with

B_p being the gluonic size of the projectile), which is peaked around $\mathbf{k} + \mathbf{q} = 0$, e.g. a Gaussian, in which case we should obtain a bell shape with smaller values for the harmonics when $p_T = p_T^{ref}$. We will show results using a Gaussian distribution below.

One interesting behaviour of the odd azimuthal harmonics, stemming from the non-eikonal effects, that we observe in Fig. 2 is that at any fixed energy the value of the odd harmonics decreases with increasing value of rapidity η . This behaviour is completely natural since the size of the odd harmonics is directly related the non-eikonal corrections in our framework. When expressed in terms of the rapidity, the eikonal expansion parameter can be written as $p_T L^+ e^{-\eta}$. With increasing value of the rapidity, non-eikonal corrections (and therefore odd harmonics) get smaller and vanish completely in the strict eikonal limit.

Another interesting feature of our result is that odd harmonics depend strongly of the size of the target while even ones are almost independent. Furthermore, all odd harmonics and all even harmonics show a good scaling with L^+ , as can be seen in Fig. 3. There we plot v_n , using the definition Eq. (18), divided by its value for $L^+ = 1.5$ fm. While the dependence with centrality and multiplicity would demand a detailed study and the variation of parameters in the model, see e.g. [52, 78], the increase of L^+ with increasing centrality should be one of the ingredients in such dependence and this finding resembles qualitatively that in [52].

For the sake of completeness, we also compute the azimuthal harmonics using prescriptions Eqs. (19) and (20). Now, since we are integrating over variable k_1 , we have to regulate the $1/k^2$ term that arises in Eq. (7). In order to do so, we just substitute $1/k^2 \rightarrow 1/(k^2 + \mu_g^2)$ and we choose

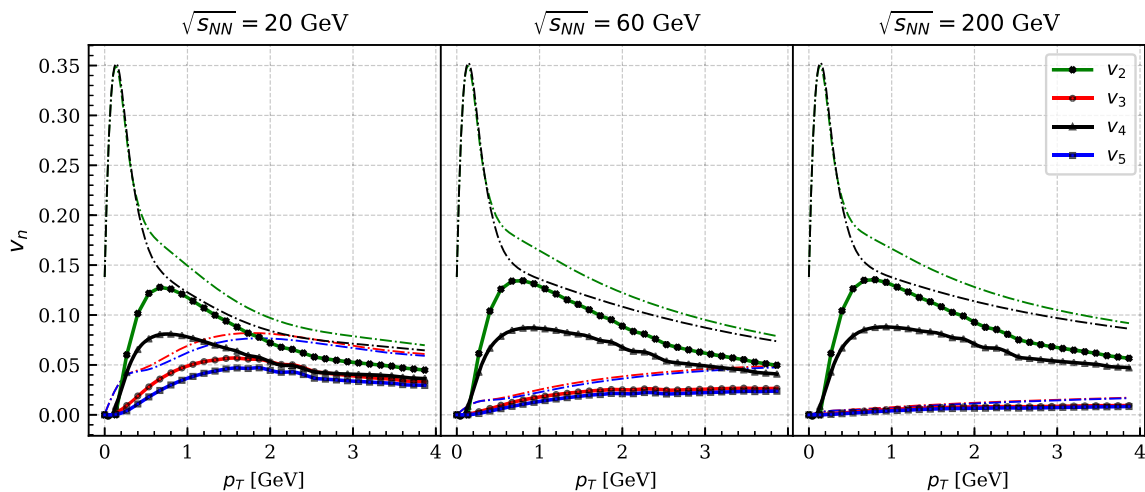


Fig. 4 Azimuthal harmonics computed using the prescription of Eq. (19). The parameters used for this plot are $\mu_T = \mu_g = 0.4$ GeV, $\mu_P = 0.2$ GeV and $\eta_1 = \eta_2 = 1.5$. The dashed lines are the result

using $\mu^2(\mathbf{k}_1, \mathbf{k}_2) \propto (2\pi)^2 \delta^{(2)}(\mathbf{k}_1 - \mathbf{k}_2)$ and the continuous lines employ $\mu^2(\mathbf{k}_1, \mathbf{k}_2) \propto 2\pi B_p \exp(-\frac{B_p}{2}(\mathbf{k}_1 - \mathbf{k}_2)^2)$

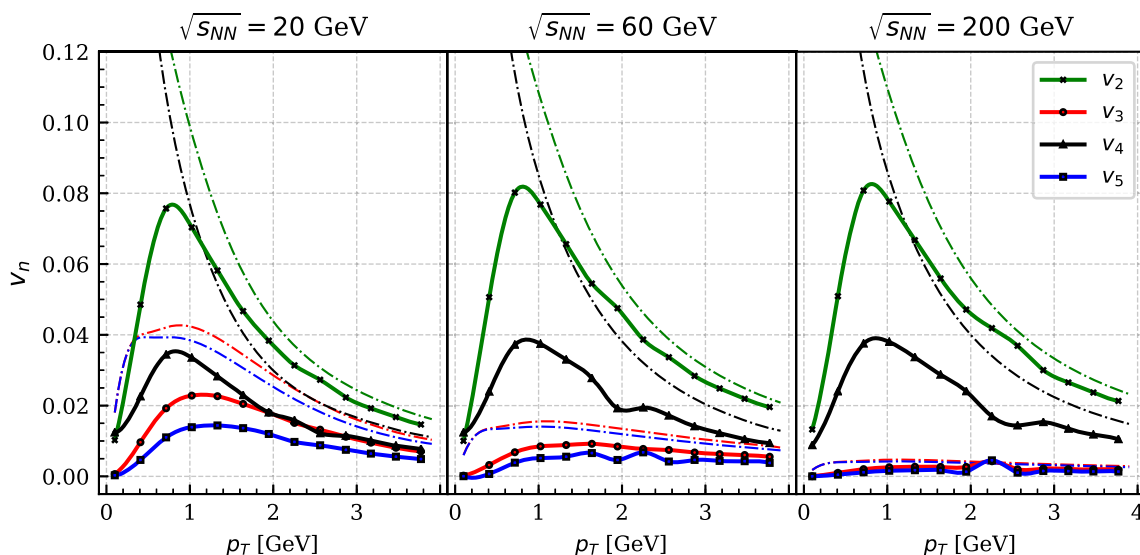


Fig. 5 Azimuthal harmonics computed using the prescription of Eq. (20). The parameters used for this plot are $\mu_T = \mu_g = 0.4$ GeV, $\mu_P = 0.2$ GeV and $\eta_1 = \eta_2 = 1.5$. The dashed lines are the result

using $\mu^2(\mathbf{k}_1, \mathbf{k}_2) \propto (2\pi)^2 \delta^{(2)}(\mathbf{k}_1 - \mathbf{k}_2)$ and the continuous lines employ $\mu^2(\mathbf{k}_1, \mathbf{k}_2) \propto 2\pi B_p \exp(-\frac{B_p}{2}(\mathbf{k}_1 - \mathbf{k}_2)^2)$

$\mu_g = 0.4$ GeV.⁴ The results are shown in Figs. 4 and 5 where we have used $\mu_T = 0.4$ GeV, $\mu_P = 0.2$ GeV and $\eta_1 = \eta_2 = 1.5$. The dashed lines are our results for a Dirac delta in $\mu^2(\mathbf{k}_1, \mathbf{k}_2)$, and we observe that the shape of $v_n(p_T)$ is very abrupt and unrealistic for small p_T . This is what we should expect since $\mu^2(\mathbf{k}_1, \mathbf{k}_2) \propto (2\pi)^2 \delta^{(2)}(\mathbf{k}_1 - \mathbf{k}_2)$ comes from assuming translational invariance and this is only valid for large $|\mathbf{k}_1 - \mathbf{k}_2|$ or B_p but, in our case, we are using small values for both $|\mathbf{k}_1 - \mathbf{k}_2|$ and B_p . In order to deal with this problem we make the substitution $(2\pi)^2 \delta^{(2)}(\mathbf{k}_1 - \mathbf{k}_2) \rightarrow 2\pi B_p \exp(-\frac{B_p}{2}(\mathbf{k}_1 - \mathbf{k}_2)^2)$ in the HBT term Eq. (A.10) since this is the dominant contribution. The corresponding results can be seen in the continuous lines of Figs. 4 and 5 and they are smoother.

Writing Eq. (21) as

$$\mathcal{G}_2^{\text{NE}}(k_1^-, k_2^-; L^+) = \left\{ \frac{\sqrt{2} e^{\eta_1}}{(k_1 - k_2 e^{\Delta\eta}) L^+} \sin \left[\frac{(k_1 - k_2 e^{\Delta\eta})}{\sqrt{2}} e^{-\eta_1} L^+ \right] \right\}^2, \tag{22}$$

we can study the dependence of the cross section with respect to the difference in rapidity between the produced particles given by the non-eikonal corrections – this dependence is absent if non-eikonal corrections are neglected.

⁴ The effect of changing this value to 0.2 GeV affects the azimuthal harmonics for $p_T < 0.5$ GeV when the delta function form of the HBT term is used. For a Gaussian, see below, no sizeable effect of this change of μ_g is observed.

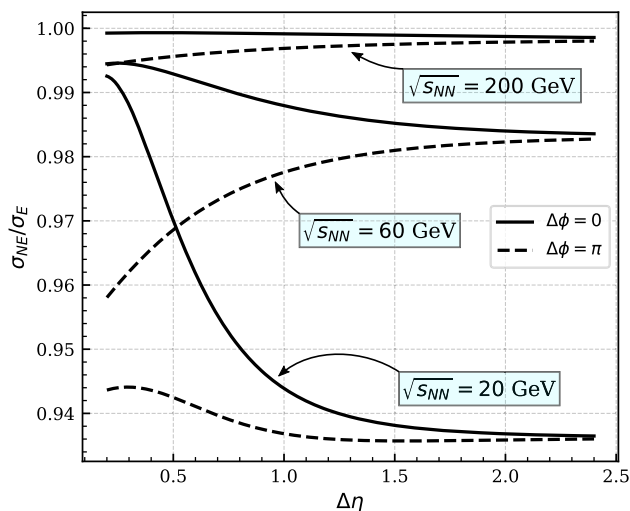


Fig. 6 Ratio of non-eikonal cross section with respect to the eikonal one both in the forward ($\Delta\phi = 0$) and the backward ($\Delta\phi = \pi$) peaks and for $\eta_1 = 0$, $k_1 = 1$ GeV and $k_2 = 1.2$ GeV

In Fig. 6, we have plotted the ratio of the non-eikonal cross section with respect to the eikonal one both in the forward ($\Delta\phi = 0$) and the backward ($\Delta\phi = \pi$) peaks and for $\eta_1 = 0$, $k_1 = 1$ GeV and $k_2 = 1.2$ GeV (we set $k_1 \neq k_2$ to not include the HBT contribution). We can see that there is a sizeable difference between the peaks up to 1.5 – 2 units in rapidity for $\sqrt{s_{\text{NN}}} = 20$ and 60 GeV, and that the difference becomes negligible for higher energies, $\sqrt{s_{\text{NN}}} = 200$ GeV, as expected.

In Fig. 7 we plot the cross section Eq. (13) without the prefactors outside the curly brackets (that we call normalized

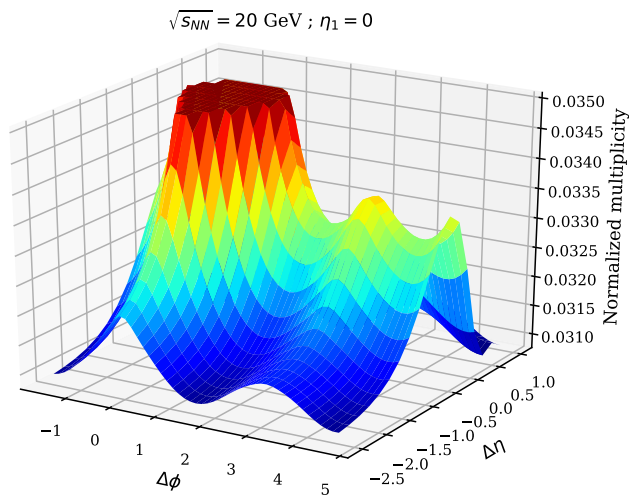


Fig. 7 Dependence of the normalized multiplicity with respect to the azimuthal angle and the rapidity difference. In order to make the non-eikonal effects more visible, we have cut the near-side peak for values larger than 0.0345

multiplicity) against $\Delta\eta$ and $\Delta\phi$ using $\eta_1 = 0$, $k_1 = 1$ GeV and $k_2 = 1.2$ GeV. We can see again that the differences between the forward and backward peaks are visible up to 2.5 pseudorapidity units.

4 Conclusions

In this manuscript we have analyzed the effect on the non-eikonal corrections stemming from relaxing the shockwave approximation for the target which, therefore, acquires a finite length, on the two gluon inclusive cross section in the CGC. We work in the Glasma graph approximation suitable for collisions between dilute objects (pp). While the corresponding expressions were derived in a previous publication [76], here we focus on the numerical implementation, for which several model assumptions are made. We make no attempt to compare with experimental data but only address the existence and size of the non-eikonal effects on the azimuthal structure.

We explore how the non-eikonal corrections break the accidental forward–backward symmetry present in usual CGC calculations, and thus lead to sizeable odd harmonics. We discuss the different contributions: Bose enhancement of the projectile and target wave functions and HBT, and check the stability of the qualitative behavior of the results against variations in the functional forms and parameters in the model assumptions. We find a good scaling of all even and all odd harmonics with respect to the length of the target, with even harmonics being constant and odd ones growing with increasing length. The non-eikonal corrections vanish with increasing energy of the collision, being sizeable up

to the top energies at RHIC but negligible for those at the LHC. Furthermore, they turn to be significant for pseudorapidity differences between the produced gluons up to about 2.5 units. Therefore, we conclude that non-eikonal effects cannot be the dominant source of odd harmonics at the highest energies but they can be relevant for those at RHIC.

The outlook of this work is its extension to dilute–dense (pA) collisions that will be the subject of a forthcoming publication, and a comparison to experimental data.

Acknowledgements PA and NA are supported by Ministerio de Ciencia e Innovación of Spain under projects FPA2017-83814-P and Unidad de Excelencia María de Maetzu under project MDM-2016-0692, by Xunta de Galicia under project ED431C 2017/07, and by FEDER. The work of TA is supported by Grant no. 2018/31/D/ST2/00666 (SONATA 14 – National Science Centre, Poland). This work has been performed in the framework of COST Action CA15213 “Theory of hot matter and relativistic heavy-ion collisions” (THOR), MSCA RISE 823947 “Heavy ion collisions: collectivity and precision in saturation physics” (HIEIC) and has received funding from the European Union’s Horizon 2020 research and innovation programme under Grant agreement no. 824093.

Data Availability Statement This manuscript has no associated data or the data will not be deposited. [Author’s comment: The work presented is of theoretical nature. The numerical results shown in the figures can be obtained by the formulae in the manuscript; please contact the authors in case of any problem.]

Open Access This article is distributed under the terms of the Creative Commons Attribution 4.0 International License (<http://creativecommons.org/licenses/by/4.0/>), which permits unrestricted use, distribution, and reproduction in any medium, provided you give appropriate credit to the original author(s) and the source, provide a link to the Creative Commons license, and indicate if changes were made. Funded by SCOAP³.

Appendix A Expressions for I_{uncor} , I_{TBE} , $I_{\text{PBE,a}}$, I_{HBT} and $I_{\text{PBE,b}}$

In this Appendix we write the expressions for the different terms in Eq. (13) and put them in a form suitable for numerical computation.

Appendix A.1 The fully uncorrelated term: I_{uncor}

The first term that we will evaluate is I_{uncor} . This term corresponds to the fully uncorrelated two gluon production. Although it does not contribute to the azimuthal harmonics, it gives the bulk of the two gluon cross section. Therefore, it is important in order to have it properly normalized. From Eq. (10), we have that

$$I_{\text{uncor}} = S_{\perp} (N_c^2 - 1) \int \frac{d^2\mathbf{q}_1}{(2\pi)^2} \frac{d^2\mathbf{q}_2}{(2\pi)^2} \frac{\mu_T^2}{(q_1^2 + \mu_T^2)^2}$$

$$\times \frac{\mu_T^2}{(q_2^2 + \mu_T^2)^2} L^i(\mathbf{k}_1, \mathbf{q}_1) L^i(\mathbf{k}_1, \mathbf{q}_1) L^j(\mathbf{k}_2, \mathbf{q}_2) L^j(\mathbf{k}_2, \mathbf{q}_2), \tag{A.1}$$

where the product of two Lipatov vertices is

$$L^i(\mathbf{k}, \mathbf{q}) L^i(\mathbf{k}, \mathbf{q}) = \frac{q^2}{k^2[k^2 + q^2 + \mu_p^2 - 2kq \cos \phi]}, \tag{A.2}$$

with ϕ is the angle between \mathbf{k} and \mathbf{q} . Furthermore we have introduced an infrared regulator μ_p in the momentum of the projectile gluon to regulate this otherwise divergent integral.⁵

Since Eq. (A.1) decouples into two identical integrals, the only integral that we have to deal with is

$$\begin{aligned} & \int \frac{d^2\mathbf{q}}{(2\pi)^2} \frac{\mu_T^2}{(q^2 + \mu_T^2)^2} L^i(\mathbf{k}, \mathbf{q}) L^i(\mathbf{k}, \mathbf{q}) \\ &= \frac{1}{(2\pi)^2} \int_0^\infty q dq \frac{\mu_T^2}{(q^2 + \mu_T^2)^2} \int_0^{2\pi} d\phi \\ & \quad \times \frac{q^2}{k^2[k^2 + q^2 + \mu_p^2 - 2kq \cos \phi]} \\ &= \frac{\mu_T^2}{2\pi} \int_0^\infty dq \frac{q}{(q^2 + \mu_T^2)^2} \frac{q^2}{k^2 \sqrt{(k^2 + q^2 + \mu_p^2)^2 - 4k^2 q^2}}. \end{aligned} \tag{A.3}$$

$$\begin{aligned} I_{\text{TBE}} &= \mathcal{G}_2^{\text{NE}}(k_1^-, k_2^-; L^+) \int \frac{d^2\mathbf{q}_1}{(2\pi)^2} \frac{d^2\mathbf{q}_2}{(2\pi)^2} \frac{\mu_T^2}{(q_1^2 + \mu_T^2)^2} \\ & \quad \times \frac{\mu_T^2}{(q_2^2 + \mu_T^2)^2} [(2\pi)^2 \delta^{(2)}(\mathbf{q}_1 - \mathbf{q}_2)] \\ & \quad \times L^i(\mathbf{k}_1, \mathbf{q}_1) L^i(\mathbf{k}_1, \mathbf{q}_2) L^j(\mathbf{k}_2, \mathbf{q}_2) L^j(\mathbf{k}_2, \mathbf{q}_1) \\ & \quad + (k_2 \rightarrow -k_2) \\ &= \mathcal{G}_2^{\text{NE}}(k_1^-, k_2^-; L^+) \int \frac{d^2\mathbf{q}}{(2\pi)^2} \frac{\mu_T^4}{(q^2 + \mu_T^2)^4} \\ & \quad \times L^i(\mathbf{k}_1, \mathbf{q}) L^i(\mathbf{k}_1, \mathbf{q}) L^j(\mathbf{k}_2, \mathbf{q}) L^j(\mathbf{k}_2, \mathbf{q}) \\ & \quad + (k_2 \rightarrow -k_2). \end{aligned} \tag{A.4}$$

Using Eq. (A.2) and

$$\begin{aligned} & \int_0^{2\pi} d\phi \frac{1}{a + \cos \phi} \frac{1}{b + \cos(\phi - \Delta\phi)} \\ &= 2\pi \frac{\frac{a}{\sqrt{a^2-1}} + \frac{b}{\sqrt{b^2-1}}}{ab + \sqrt{a^2-1}\sqrt{b^2-1} - \cos \Delta\phi} \end{aligned} \tag{A.5}$$

to solve the ϕ integral, we obtain

$$\begin{aligned} I_{\text{TBE}} &= \frac{\mu_T^4}{2\pi k_1^2 k_2^2} \mathcal{G}_2^{\text{NE}}(k_1^-, k_2^-; L^+) \int_0^\infty dq \frac{q^5}{(\mu_T^2 + q^2)^4} \\ & \quad \times \frac{\frac{1}{\sqrt{1 - \frac{4k_1^2 q^2}{(k_1^2 + \mu_p^2 + q^2)^2}}} + \frac{1}{\sqrt{1 - \frac{4k_2^2 q^2}{(k_2^2 + \mu_p^2 + q^2)^2}}}}{(k_1^2 + \mu_p^2 + q^2)(k_2^2 + \mu_p^2 + q^2) + \sqrt{(k_1^2 + \mu_p^2 + q^2)^2 - 4k_1^2 q^2} \sqrt{(k_2^2 + \mu_p^2 + q^2)^2 - 4k_2^2 q^2} - 4k_1 k_2 q^2 \cos \Delta\phi} \\ & \quad + [(k_2^-, \Delta\phi) \rightarrow (-k_2^-, \Delta\phi + \pi)], \end{aligned} \tag{A.6}$$

This integral can be solved analytically but the expression is rather lengthy.

Appendix A.2 Bose enhancement in the target wave function: I_{TBE}

The second term that we will have to deal is I_{TBE} . This term fixes $\mathbf{q}_1 = \mathbf{q}_2$ and therefore it is a Bose enhancement in the target wave function. From Eq. (11), we can write it as

⁵ Were the projectile a dense object, the natural infrared regulator would be its saturation scale.

where $\Delta\phi$ is the angle between \mathbf{k}_1 and \mathbf{k}_2 – the azimuthal correlation angle that we are interested to study.

Appendix A.3 Bose enhancement in the projectile wave function: $I_{\text{PBE,a}}$

We will now separate the quadrupole contribution, Eq. (12), into tree parts. The first of them, $I_{\text{PBE,a}}$, fixes $\mathbf{k}_1 - \mathbf{q}_1 = \mathbf{k}_2 - \mathbf{q}_2$ and therefore it is a Bose enhancement in the projectile wave function. This term does not contain any non-eikonal correction and therefore it has the accidental sym-

metry ($\mathbf{k}_2 \rightarrow -\mathbf{k}_2$) which implies, see Sect. 3, that it does not generate odd azimuthal harmonics. From the first term in Eq. (12) we have

$$\begin{aligned} I_{\text{PBE,a}} &= \int \frac{d^2\mathbf{q}_1}{(2\pi)^2} \frac{d^2\mathbf{q}_2}{(2\pi)^2} \frac{\mu_T^2}{(q_1^2 + \mu_T^2)^2} \frac{\mu_T^2}{(q_2^2 + \mu_T^2)^2} \\ &\times \left[(2\pi)^2 \delta^{(2)}[\mathbf{k}_1 - \mathbf{q}_1 - (\mathbf{k}_2 - \mathbf{q}_2)] \right] \\ &\times L^i(\mathbf{k}_1, \mathbf{q}_1) L^i(\mathbf{k}_1, \mathbf{q}_1) \\ &\times L^j(\mathbf{k}_2, \mathbf{q}_2) L^j(\mathbf{k}_2, \mathbf{q}_2) + (\underline{k}_2 \rightarrow -\underline{k}_2) \\ &= \int \frac{d^2\mathbf{q}}{(2\pi)^2} \frac{\mu_T^2}{(q^2 + \mu_T^2)^2} \frac{\mu_T^2}{[(\mathbf{q} + \mathbf{k}_2 - \mathbf{k}_1)^2 + \mu_T^2]^2} \\ &\times L^i(\mathbf{k}_1, \mathbf{q}) L^i(\mathbf{k}_1, \mathbf{q}) L^j(\mathbf{k}_2, \mathbf{q} + \mathbf{k}_2 - \mathbf{k}_1) \\ &\times L^j(\mathbf{k}_2, \mathbf{q} + \mathbf{k}_2 - \mathbf{k}_1) + (\underline{k}_2 \rightarrow -\underline{k}_2). \quad (\text{A.7}) \end{aligned}$$

This expression can be written in terms of modulus and angles of vectors using Eq. (A.2),

$$\begin{aligned} &L^j(\mathbf{k}_2, \mathbf{q} + \mathbf{k}_2 - \mathbf{k}_1) L^j(\mathbf{k}_2, \mathbf{q} + \mathbf{k}_2 - \mathbf{k}_1) \\ &= \frac{-2k_1 k_2 \cos(\Delta\phi) + k_2^2 + 2k_2 q \cos(\phi - \Delta\phi)}{k_2^2 (k_1^2 - 2k_1 q \cos(\phi) + \mu_P^2 + q^2)} + \frac{1}{k_2^2} \end{aligned} \quad (\text{A.8})$$

and

$$\begin{aligned} &\frac{\mu_T^2}{[(\mathbf{q} + \mathbf{k}_2 - \mathbf{k}_1)^2 + \mu_T^2]^2} \\ &= \frac{\mu_T^2}{[\mu_T^2 + q^2 + k_1^2 + k_2^2 - 2k_1 k_2 \cos(\Delta\phi) - 2k_1 q \cos(\phi) + 2k_2 q \cos(\Delta\phi - \phi)]^2}. \end{aligned} \quad (\text{A.9})$$

While the ϕ integral can be solved using the residue theorem, the result is very lengthy and we have decided to deal with both the ϕ and q integrals numerically.

Appendix A.4 HBT contribution: I_{HBT}

The second part of the quadrupole term, I_{HBT} , fixes $\mathbf{k}_1 = \mathbf{k}_2$ and therefore it is an HBT contribution. From the second term in Eq. (12) we get

$$\begin{aligned} I_{\text{HBT}} &= \int \frac{d^2\mathbf{q}_1}{(2\pi)^2} \frac{d^2\mathbf{q}_2}{(2\pi)^2} \frac{\mu_T^2}{(q_1^2 + \mu_T^2)^2} \frac{\mu_T^2}{(q_2^2 + \mu_T^2)^2} \\ &\times \mathcal{G}_2^{\text{NE}}(k_1^-, k_2^-; L^+) [(2\pi)^2 \delta^{(2)}(\mathbf{k}_1 - \mathbf{k}_2)] \\ &\times L^i(\mathbf{k}_1, \mathbf{q}_1) L^i(\mathbf{k}_1, \mathbf{q}_2) L^j(\mathbf{k}_2, \mathbf{q}_1) \\ &\times L^j(\mathbf{k}_2, \mathbf{q}_2) + (\underline{k}_2 \rightarrow -\underline{k}_2) \\ &= \mathcal{G}_2^{\text{NE}}(k_1^-, k_2^-; L^+) [(2\pi)^2 \delta^{(2)}(\mathbf{k}_1 - \mathbf{k}_2)] \end{aligned}$$

$$\begin{aligned} &\text{Tr}[M \cdot M] + (\underline{k}_2 \rightarrow -\underline{k}_2) \\ &= \left[(2\pi)^2 \frac{1}{k_1} \delta(k_1 - k_2) \right] \text{Tr}[M \cdot M] \\ &\times \left\{ \mathcal{G}_2^{\text{NE}}(k_1^-, k_2^-; L^+) \delta(\Delta\phi) \right. \\ &\left. + \mathcal{G}_2^{\text{NE}}(k_1^-, -k_2^-; L^+) \delta(\Delta\phi - \pi) \right\}, \quad (\text{A.10}) \end{aligned}$$

where we have used that $\delta^{(2)}(\mathbf{k}_1 - \mathbf{k}_2) = \frac{1}{k_1} \delta(k_1 - k_2) \delta(\Delta\phi)$ and defined

$$M^{ij} = \int \frac{d^2\mathbf{q}}{(2\pi)^2} \frac{\mu_T^2}{(q^2 + \mu_T^2)^2} L^i(\mathbf{k}_1, \mathbf{q}) L^j(\mathbf{k}_1, \mathbf{q}). \quad (\text{A.11})$$

The matrix M can be easily solved by taking into account the definition of the Lipatov vertex.

Appendix A.5 Bose enhancement in the projectile wave function: $I_{\text{PBE,b}}$

The last part of the quadrupole term, $I_{\text{PBE,b}}$, fixes $\mathbf{k}_1 - \mathbf{q}_1 = -\mathbf{k}_2 + \mathbf{q}_2$ and therefore it is a Bose enhancement term in the projectile wave function. From the third term in Eq. (12) we have

$$\begin{aligned} I_{\text{PBE,b}} &= \frac{1}{2} \mathcal{G}_2^{\text{NE}}(k_1^-, k_2^-; L^+) \int \frac{d^2\mathbf{q}_1}{(2\pi)^2} \frac{d^2\mathbf{q}_2}{(2\pi)^2} \frac{\mu_T^2}{(q_1^2 + \mu_T^2)^2} \\ &\times \frac{\mu_T^2}{(q_2^2 + \mu_T^2)^2} \left[(2\pi)^2 \delta^{(2)}[\mathbf{k}_1 - \mathbf{q}_1 - (-\mathbf{k}_2 + \mathbf{q}_2)] \right] \\ &\times L^i(\mathbf{k}_1, \mathbf{q}_1) L^i(\mathbf{k}_1, \mathbf{q}_2) L^j(\mathbf{k}_2, \mathbf{q}_1) L^j(\mathbf{k}_2, \mathbf{q}_2) \\ &+ (\underline{k}_2 \rightarrow -\underline{k}_2) \\ &= \frac{1}{2} \mathcal{G}_2^{\text{NE}}(k_1^-, k_2^-; L^+) \int \frac{d^2\mathbf{q}}{(2\pi)^2} \frac{\mu_T^2}{(q^2 + \mu_T^2)^2} \\ &\times \frac{\mu_T^2}{[(-\mathbf{q} + \mathbf{k}_1 + \mathbf{k}_2)^2 + \mu_T^2]^2} \\ &\times L^i(\mathbf{k}_1, \mathbf{q}) L^i(\mathbf{k}_1, -\mathbf{q} + \mathbf{k}_1 + \mathbf{k}_2) \\ &\times L^j(\mathbf{k}_2, \mathbf{q}) L^j(\mathbf{k}_2, -\mathbf{q} + \mathbf{k}_1 + \mathbf{k}_2) + (\underline{k}_2 \rightarrow -\underline{k}_2). \end{aligned} \quad (\text{A.12})$$

In order to write this term just in terms of modulus and angles we have to have into account that

$$\begin{aligned}
 & L^i(\mathbf{k}_1, \mathbf{q})L^i(\mathbf{k}_1, -\mathbf{q} + \mathbf{k}_1 + \mathbf{k}_2) \\
 &= -\frac{k_1^2 - k_1q \cos(\phi)}{k_1^2[k_1^2 - 2k_1q \cos(\phi) + \mu_p^2 + q^2]} + \frac{1}{k_1^2} \\
 &\quad - \frac{k_1q \cos(\phi) - k_1k_2 \cos(\Delta\phi)}{k_1^2[k_2^2 - 2k_2q \cos(\Delta\phi - \phi) + \mu_p^2 + q^2]} \\
 &\quad + \frac{-k_1k_2 \cos(\Delta\phi) + k_1q \cos(\phi) + k_2q \cos(\Delta\phi - \phi) - q^2}{[k_1^2 - 2k_1q \cos(\phi) + \mu_p^2 + q^2][k_2^2 - 2k_2q \cos(\Delta\phi - \phi) + \mu_p^2 + q^2]}
 \end{aligned} \tag{A.13}$$

and

$$\begin{aligned}
 & L^j(\mathbf{k}_2, \mathbf{q})L^j(\mathbf{k}_2, -\mathbf{q} + \mathbf{k}_1 + \mathbf{k}_2) \\
 &= -\frac{k_2^2 - k_2q \cos(\Delta\phi - \phi)}{k_2^2[k_2^2 - 2k_2q \cos(\Delta\phi - \phi) + \mu_p^2 + q^2]} + \frac{1}{k_2^2} \\
 &\quad + \frac{-k_1k_2 \cos(\Delta\phi) + k_1q \cos(\phi) + k_2q \cos(\Delta\phi - \phi) - q^2}{[k_1^2 - 2k_1q \cos(\phi) + \mu_p^2 + q^2][k_2^2 - 2k_2q \cos(\Delta\phi - \phi) + \mu_p^2 + q^2]} \\
 &\quad - \frac{k_2q \cos(\Delta\phi - \phi) - k_1k_2 \cos(\Delta\phi)}{k_2^2[k_1^2 - 2k_1q \cos(\phi) + \mu_p^2 + q^2]}
 \end{aligned} \tag{A.14}$$

The expression for $|a(-\mathbf{q} + \mathbf{k}_1 + \mathbf{k}_2)|^2$ is similar to Eq. (A.9).

References

1. V. Khachatryan et al. CMS., Observation of long-range near-side angular correlations in proton–proton collisions at the LHC. *JHEP* **09**, 091 (2010). [https://doi.org/10.1007/JHEP09\(2010\)091](https://doi.org/10.1007/JHEP09(2010)091). arXiv:1009.4122
2. V. Khachatryan et al. (CMS), Measurement of long-range near-side two-particle angular correlations in pp collisions at $\sqrt{s} = 13$ TeV. *Phys. Rev. Lett.* **116**, 172302 (2016). <https://doi.org/10.1103/PhysRevLett.116.172302>. arXiv:1510.03068
3. G. Aad, et al. (ATLAS), Observation of long-range elliptic Azimuthal anisotropies in $\sqrt{s} = 13$ and 2.76 TeV *pp* collisions with the ATLAS detector. *Phys. Rev. Lett.* **116**, 172301 (2016). <https://doi.org/10.1103/PhysRevLett.116.172301>. arXiv:1509.04776
4. S. Chatrchyan et al. (CMS), Observation of long-range near-side angular correlations in proton–lead collisions at the LHC. *Phys. Lett. B* **718**, 795–814 (2013). <https://doi.org/10.1016/j.physletb.2012.11.025>. arXiv:1210.5482
5. B. Abelev, et al. (ALICE), Long-range angular correlations on the near and away side in *p*–Pb collisions at $\sqrt{s_{NN}} = 5.02$ TeV. *Phys. Lett. B* **719**, 29–41 (2013). <https://doi.org/10.1016/j.physletb.2013.01.012>. arXiv:1212.2001
6. G. Aad, et al. (ATLAS), Observation of associated near-side and away-side long-range correlations in $\sqrt{s_{NN}}=5.02$ TeV proton–lead collisions with the ATLAS detector. *Phys. Rev. Lett.* **110**, 182302 (2013). <https://doi.org/10.1103/PhysRevLett.110.182302>. arXiv:1212.5198
7. R. Aaij, et al. (LHCb), Measurements of long-range near-side angular correlations in $\sqrt{s_{NN}} = 5$ TeV proton–lead collisions in the forward region. *Phys. Lett. B* **762**, 473–483 (2016). <https://doi.org/10.1016/j.physletb.2016.09.064>. arXiv:1512.00439
8. V. Khachatryan, et al. (CMS), Pseudorapidity dependence of long-range two-particle correlations in *p*Pb collisions at $\sqrt{s_{NN}} = 5.02$ TeV. *Phys. Rev. C* **96**, 014915 (2017a). <https://doi.org/10.1103/PhysRevC.96.014915>. arXiv:1604.05347
9. V. Khachatryan, et al. (CMS), Evidence for collectivity in pp collisions at the LHC. *Phys. Lett. B* **765**, 193–220 (2017b). <https://doi.org/10.1016/j.physletb.2016.12.009>. arXiv:1606.06198
10. M. Aaboud, et al. (ATLAS), Measurements of long-range azimuthal anisotropies and associated Fourier coefficients for *pp* collisions at $\sqrt{s} = 5.02$ and 13 TeV and *p*+Pb collisions at $\sqrt{s_{NN}} = 5.02$ TeV with the ATLAS detector. *Phys. Rev. C* **96**, 024908 (2017a). <https://doi.org/10.1103/PhysRevC.96.024908>. arXiv:1609.06213
11. M. Aaboud et al. (ATLAS), Measurement of multi-particle azimuthal correlations in *pp*, *p*+Pb and low-multiplicity Pb+Pb collisions with the ATLAS detector. *Eur. Phys. J. C* **77**, 428 (2017b). <https://doi.org/10.1140/epjc/s10052-017-4988-1>. arXiv:1705.04176
12. M. Aaboud et al. (ATLAS), Measurement of long-range multiparticle azimuthal correlations with the subevent cumulant method in *pp* and *p*+*Pb* collisions with the ATLAS detector at the CERN Large Hadron Collider. *Phys. Rev. C* **97**, 024904 (2018). <https://doi.org/10.1103/PhysRevC.97.024904>. arXiv:1708.03559
13. S. Chatrchyan et al. (CMS), Multiplicity and transverse momentum dependence of two- and four-particle correlations in pPb and PbPb collisions. *Phys. Lett. B* **724**, 213–240 (2013). <https://doi.org/10.1016/j.physletb.2013.06.028>. arXiv:1305.0609
14. B.B. Abelev et al. (ALICE), Multiparticle azimuthal correlations in p–Pb and Pb–Pb collisions at the CERN Large Hadron Collider. *Phys. Rev. C* **90**, 054901 (2014). <https://doi.org/10.1103/PhysRevC.90.054901>. arXiv:1406.2474
15. B. Alver et al. (PHOBOS), High transverse momentum triggered correlations over a large pseudorapidity acceptance in Au+Au collisions at $s(NN)^{1/2} = 200$ GeV. *Phys. Rev. Lett.* **104**, 062301 (2010). <https://doi.org/10.1103/PhysRevLett.104.062301>. arXiv:0903.2811
16. B.I. Abelev et al. (STAR), Long range rapidity correlations and jet production in high energy nuclear collisions. *Phys. Rev. C* **80**, 064912 (2009). <https://doi.org/10.1103/PhysRevC.80.064912>. arXiv:0909.0191
17. A. Adare et al. (PHENIX), Measurement of long-range angular correlation and quadrupole anisotropy of pions and (anti)protons in central *d*+Au collisions at $\sqrt{s_{NN}}=200$ GeV. *Phys. Rev. Lett.* **114**, 192301 (2015). <https://doi.org/10.1103/PhysRevLett.114.192301>. arXiv:1404.7461
18. L. Adamczyk, et al. (STAR), Long-range pseudorapidity dihadron correlations in *d*+Au collisions at $\sqrt{s_{NN}} = 200$ GeV. *Phys. Lett. B* **747**, 265–271 (2015). <https://doi.org/10.1016/j.physletb.2015.05.075>. arXiv:1502.07652
19. A. Adare et al., (PHENIX), Measurements of elliptic and triangular flow in high-multiplicity $^3\text{He}+$ Au collisions at $\sqrt{s_{NN}} = 200$ GeV. *Phys. Rev. Lett.* **115**, 142301 (2015). <https://doi.org/10.1103/PhysRevLett.115.142301>. arXiv:1507.06273
20. B. Blok, U.A. Wiedemann, Collectivity in pp from resummed interference effects? *Phys. Lett. B* **795**, 259–265 (2019). <https://doi.org/10.1016/j.physletb.2019.05.038>. arXiv:1812.04113
21. A. Kurkela, U.A. Wiedemann, B. Wu, Flow in AA and pA as an interplay of fluid-like and non-fluid like excitations (2019). arXiv:1905.05139
22. M. Nie, L. Yi, J. Jia, G. Ma, Influence of initial-state momentum anisotropy on the final-state collectivity in small collision systems (2019). arXiv:1906.01422
23. Y.V. Kovchegov, E. Levin, Quantum chromodynamics at high energy, vol. 33. Cambridge University Press (2012). <http://www.cambridge.org/de/knowledge/isbn/item6803159>
24. E. Iancu, A. Leonidov, L. McLerran, The Color glass condensate: an introduction. In: QCD perspectives on hot and dense matter. Proceedings, NATO Advanced Study Institute, Summer

- School, Cargese, France, August 6–18, 2001, 2002, pp. 73–145. [arXiv:hep-ph/0202270](https://arxiv.org/abs/hep-ph/0202270)
25. L. McLerran, The color glass condensate and Glasma (2008). [arXiv:0804.1736](https://arxiv.org/abs/0804.1736)
 26. F. Gelis, E. Iancu, J. Jalilian-Marian, R. Venugopalan, The color glass condensate. *Ann. Rev. Nucl. Part. Sci.* **60**, 463–489 (2010). <https://doi.org/10.1146/annurev.nucl.010909.083629>. [arXiv:1002.0333](https://arxiv.org/abs/1002.0333)
 27. A. Dumitru, F. Gelis, L. McLerran, R. Venugopalan, Glasma flux tubes and the near side ridge phenomenon at RHIC. *Nucl. Phys. A* **810**, 91–108 (2008). <https://doi.org/10.1016/j.nuclphysa.2008.06.012>. [arXiv:0804.3858](https://arxiv.org/abs/0804.3858)
 28. A. Dumitru, K. Dusling, F. Gelis, J. Jalilian-Marian, T. Lappi, R. Venugopalan, The Ridge in proton–proton collisions at the LHC. *Phys. Lett. B* **697**, 21–25 (2011). <https://doi.org/10.1016/j.physletb.2011.01.024>. [arXiv:1009.5295](https://arxiv.org/abs/1009.5295)
 29. Y.V. Kovchegov, D.E. Wertheppny, Long-range rapidity correlations in heavy–light ion collisions. *Nucl. Phys. A* **906**, 50–83 (2013). <https://doi.org/10.1016/j.nuclphysa.2013.03.006>. [arXiv:1212.1195](https://arxiv.org/abs/1212.1195)
 30. Y.V. Kovchegov, D.E. Wertheppny, Two-gluon correlations in heavy–light ion collisions: energy and geometry dependence, IR divergences, and k_T -factorization. *Nucl. Phys. A* **925**, 254–295 (2014). <https://doi.org/10.1016/j.nuclphysa.2014.02.021>. [arXiv:1310.6701](https://arxiv.org/abs/1310.6701)
 31. T. Altinoluk, N. Armesto, G. Beuf, A. Kovner, M. Lublinsky, Bose enhancement and the ridge. *Phys. Lett. B* **751**, 448–452 (2015). <https://doi.org/10.1016/j.physletb.2015.10.072>. [arXiv:1503.07126](https://arxiv.org/abs/1503.07126)
 32. T. Altinoluk, N. Armesto, G. Beuf, A. Kovner, M. Lublinsky, Hanbury–Brown–Twiss measurements at large rapidity separations, or can we measure the proton radius in p–A collisions? *Phys. Lett. B* **752**, 113–121 (2016). <https://doi.org/10.1016/j.physletb.2015.11.033>. [arXiv:1509.03223](https://arxiv.org/abs/1509.03223)
 33. K. Dusling, R. Venugopalan, Azimuthal collimation of long range rapidity correlations by strong color fields in high multiplicity hadron–hadron collisions. *Phys. Rev. Lett.* **108**, 262001 (2012). <https://doi.org/10.1103/PhysRevLett.108.262001>. [arXiv:1201.2658](https://arxiv.org/abs/1201.2658)
 34. K. Dusling, R. Venugopalan, Evidence for BFKL and saturation dynamics from dihadron spectra at the LHC. *Phys. Rev. D* **87**, 051502 (2013a). <https://doi.org/10.1103/PhysRevD.87.051502>. [arXiv:1210.3890](https://arxiv.org/abs/1210.3890)
 35. K. Dusling, R. Venugopalan, Explanation of systematics of CMS p+Pb high multiplicity di-hadron data at $\sqrt{s_{NN}} = 5.02$ TeV. *Phys. Rev. D* **87**, 054014 (2013b). <https://doi.org/10.1103/PhysRevD.87.054014>. [arXiv:1211.3701](https://arxiv.org/abs/1211.3701)
 36. K. Dusling, R. Venugopalan, Comparison of the color glass condensate to dihadron correlations in proton–proton and proton–nucleus collisions. *Phys. Rev. D* **87**, 094034 (2013c). <https://doi.org/10.1103/PhysRevD.87.094034>. [arXiv:1302.7018](https://arxiv.org/abs/1302.7018)
 37. S. Ozonder, Triple-gluon and quadruple-gluon azimuthal correlations from glasma and higher-dimensional ridges. *Phys. Rev. D* **91**, 034005 (2015). <https://doi.org/10.1103/PhysRevD.91.034005>. [arXiv:1409.6347](https://arxiv.org/abs/1409.6347)
 38. S. Ozonder, Predictions on three-particle azimuthal correlations in proton–proton collisions. *Turk. J. Phys.* **42**, 78–83 (2018). <https://doi.org/10.3906/fiz-1710-6>. [arXiv:1712.05571](https://arxiv.org/abs/1712.05571)
 39. T. Altinoluk, N. Armesto, G. Beuf, A. Kovner, M. Lublinsky, Quark correlations in the color glass condensate: Pauli blocking and the ridge. *Phys. Rev. D* **95**, 034025 (2017). <https://doi.org/10.1103/PhysRevD.95.034025>. [arXiv:1610.03020](https://arxiv.org/abs/1610.03020)
 40. M. Martinez, M.D. Sievert, D.E. Wertheppny, Toward initial conditions of conserved charges Part I: spatial correlations of quarks and antiquarks. *JHEP* **07**, 003 (2018). [https://doi.org/10.1007/JHEP07\(2018\)003](https://doi.org/10.1007/JHEP07(2018)003). [arXiv:1801.08986](https://arxiv.org/abs/1801.08986)
 41. T. Lappi, B. Schenke, S. Schlichting, R. Venugopalan, Tracing the origin of azimuthal gluon correlations in the color glass condensate. *JHEP* **01**, 061 (2016). [https://doi.org/10.1007/JHEP01\(2016\)061](https://doi.org/10.1007/JHEP01(2016)061). [arXiv:1509.03499](https://arxiv.org/abs/1509.03499)
 42. T. Altinoluk, N. Armesto, D.E. Wertheppny, Correlations and the ridge in the color glass condensate beyond the glasma graph approximation. *JHEP* **05**, 207 (2018a). [https://doi.org/10.1007/JHEP05\(2018\)207](https://doi.org/10.1007/JHEP05(2018)207). [arXiv:1804.02910](https://arxiv.org/abs/1804.02910)
 43. T. Altinoluk, N. Armesto, A. Kovner, M. Lublinsky, Double and triple inclusive gluon production at mid rapidity: quantum interference in p–A scattering. *Eur. Phys. J. C* **78**, 702 (2018b). <https://doi.org/10.1140/epjc/s10052-018-6186-1>. [arXiv:1805.07739](https://arxiv.org/abs/1805.07739)
 44. M. Martinez, M.D. Sievert, D.E. Wertheppny, Multiparticle production at mid-rapidity in the color-glass condensate. *JHEP* **02**, 024 (2019). [https://doi.org/10.1007/JHEP02\(2019\)024](https://doi.org/10.1007/JHEP02(2019)024). [arXiv:1808.04896](https://arxiv.org/abs/1808.04896)
 45. K. Dusling, M. Mace, R. Venugopalan, Multiparticle collectivity from initial state correlations in high energy proton–nucleus collisions. *Phys. Rev. Lett.* **120**, 042002 (2018a). <https://doi.org/10.1103/PhysRevLett.120.042002>. [arXiv:1705.00745](https://arxiv.org/abs/1705.00745)
 46. K. Dusling, M. Mace, R. Venugopalan, Parton model description of multiparticle azimuthal correlations in pA collisions. *Phys. Rev. D* **97**, 016014 (2018b). <https://doi.org/10.1103/PhysRevD.97.016014>. [arXiv:1706.06260](https://arxiv.org/abs/1706.06260)
 47. E. Levin, A.H. Rezaeian, The Ridge from the BFKL evolution and beyond. *Phys. Rev. D* **84**, 034031 (2011). <https://doi.org/10.1103/PhysRevD.84.034031>. [arXiv:1105.3275](https://arxiv.org/abs/1105.3275)
 48. L. McLerran, V. Skokov, Odd azimuthal anisotropy of the glasma for pA scattering. *Nucl. Phys. A* **959**, 83–101 (2017). <https://doi.org/10.1016/j.nuclphysa.2016.12.011>. [arXiv:1611.09870](https://arxiv.org/abs/1611.09870)
 49. A. Kovner, M. Lublinsky, V. Skokov, Exploring correlations in the CGC wave function: odd azimuthal anisotropy. *Phys. Rev. D* **96**, 016010 (2017). <https://doi.org/10.1103/PhysRevD.96.016010>. [arXiv:1612.07790](https://arxiv.org/abs/1612.07790)
 50. Y.V. Kovchegov, V.V. Skokov, How classical gluon fields generate odd azimuthal harmonics for the two-gluon correlation function in high-energy collisions. *Phys. Rev. D* **97**, 094021 (2018). <https://doi.org/10.1103/PhysRevD.97.094021>. [arXiv:1802.08166](https://arxiv.org/abs/1802.08166)
 51. M. Mace, V.V. Skokov, P. Tribedy, R. Venugopalan, Hierarchy of azimuthal anisotropy harmonics in collisions of small systems from the color glass condensate. *Phys. Rev. Lett.* **121**, 052301 (2018). <https://doi.org/10.1103/PhysRevLett.121.052301>. [arXiv:1805.09342](https://arxiv.org/abs/1805.09342)
 52. M. Mace, V.V. Skokov, P. Tribedy, R. Venugopalan, Systematics of azimuthal anisotropy harmonics in proton–nucleus collisions at the LHC from the color glass condensate. *Phys. Lett. B* **788**, 161–165 (2019a). <https://doi.org/10.1016/j.physletb.2018.09.064>. [arXiv:1807.00825](https://arxiv.org/abs/1807.00825)
 53. M. Mace, V.V. Skokov, P. Tribedy, R. Venugopalan, Initial state description of azimuthally collimated long range correlations in ultrarelativistic light-heavy ion collisions (2019b). [arXiv:1901.10506](https://arxiv.org/abs/1901.10506)
 54. A. Dumitru, V. Skokov, Anisotropy of the semiclassical gluon field of a large nucleus at high energy. *Phys. Rev. D* **91**, 074006 (2015). <https://doi.org/10.1103/PhysRevD.91.074006>. [arXiv:1411.6630](https://arxiv.org/abs/1411.6630)
 55. A. Kovner, M. Lublinsky, V. Skokov, Initial state qqg correlations as a background for the Chiral Magnetic Effect in collision of small systems. *Phys. Rev. D* **96**, 096003 (2017). <https://doi.org/10.1103/PhysRevD.96.096003>. [arXiv:1706.02330](https://arxiv.org/abs/1706.02330)
 56. M.K. Davy, C. Marquet, Y. Shi, B.-W. Xiao, C. Zhang, Two particle azimuthal harmonics in pA collisions. *Nucl. Phys. A* **983**, 293–309 (2019). <https://doi.org/10.1016/j.nuclphysa.2018.11.001>. [arXiv:1808.09851](https://arxiv.org/abs/1808.09851)
 57. A. Kovner, M. Lublinsky, Angular and long range rapidity correlations in particle production at high energy. *Int. J.*

- Mod. Phys. E **22**, 1330001 (2013). <https://doi.org/10.1142/S0218301313300014>. arXiv:1211.1928
58. A. Dumitru, L. McLerran, V. Skokov, Azimuthal asymmetries and the emergence of “collectivity” from multi-particle correlations in high-energy pA collisions. Phys. Lett. B **743**, 134–137 (2015). <https://doi.org/10.1016/j.physletb.2015.02.046>. arXiv:1410.4844
59. L.D. McLerran, R. Venugopalan, Computing quark and gluon distribution functions for very large nuclei. Phys. Rev. D **49**, 2233–2241 (1994a). <https://doi.org/10.1103/PhysRevD.49.2233>. arXiv:hep-ph/9309289
60. L.D. McLerran, R. Venugopalan, Green’s functions in the color field of a large nucleus. Phys. Rev. D **50**, 2225–2233 (1994b). <https://doi.org/10.1103/PhysRevD.50.2225>. arXiv:hep-ph/9402335
61. A. Kovner, U.A. Wiedemann, Gluon radiation and parton energy loss, 192–248 (2003). https://doi.org/10.1142/9789812795533_0004. arXiv:hep-ph/0304151
62. J. Casalderrey-Solana, C.A. Salgado, Introductory lectures on jet quenching in heavy ion collisions. Acta Phys. Polon. B **38**, 3731–3794 (2007). arXiv:0712.3443
63. I. Balitsky, A. Tarasov, Rapidity evolution of gluon TMD from low to moderate x . JHEP **10**, 017 (2015). [https://doi.org/10.1007/JHEP10\(2015\)017](https://doi.org/10.1007/JHEP10(2015)017). arXiv:1505.02151
64. I. Balitsky, A. Tarasov, Gluon TMD in particle production from low to moderate x . JHEP **06**, 164 (2016). [https://doi.org/10.1007/JHEP06\(2016\)164](https://doi.org/10.1007/JHEP06(2016)164). arXiv:1603.06548
65. Y.V. Kovchegov, D. Pitonyak, M.D. Sievert, Helicity evolution at small- x . JHEP **01**, 072 (2016). [https://doi.org/10.1007/JHEP01\(2016\)072](https://doi.org/10.1007/JHEP01(2016)072). [https://doi.org/10.1007/JHEP10\(2016\)148](https://doi.org/10.1007/JHEP10(2016)148). arXiv:1511.06737 [Erratum: JHEP10,148(2016)]
66. Y.V. Kovchegov, D. Pitonyak, M.D. Sievert, Helicity evolution at small x : flavor singlet and non-singlet observables. Phys. Rev. D **95**, 014033 (2017a). <https://doi.org/10.1103/PhysRevD.95.014033>. arXiv:1610.06197
67. Y.V. Kovchegov, D. Pitonyak, M.D. Sievert, Small- x asymptotics of the quark helicity distribution: analytic results. Phys. Lett. B **772**, 136–140 (2017b). <https://doi.org/10.1016/j.physletb.2017.06.032>. arXiv:1703.05809
68. Y.V. Kovchegov, D. Pitonyak, M.D. Sievert, Small- x asymptotics of the gluon helicity distribution. JHEP **10**, 198 (2017c). [https://doi.org/10.1007/JHEP10\(2017\)198](https://doi.org/10.1007/JHEP10(2017)198). arXiv:1706.04236
69. G.A. Chirilli, Sub-eikonal corrections to scattering amplitudes at high energy. JHEP **01**, 118 (2019). [https://doi.org/10.1007/JHEP01\(2019\)118](https://doi.org/10.1007/JHEP01(2019)118). arXiv:1807.11435
70. E. Laenen, L. Magnea, G. Stavenga, On next-to-eikonal corrections to threshold resummation for the Drell–Yan and DIS cross sections. Phys. Lett. B **669**, 173–179 (2008). <https://doi.org/10.1016/j.physletb.2008.09.037>. arXiv:0807.4412
71. E. Laenen, G. Stavenga, C.D. White, Path integral approach to eikonal and next-to-eikonal exponentiation. JHEP **03**, 054 (2009). <https://doi.org/10.1088/1126-6708/2009/03/054>. arXiv:0811.2067
72. E. Laenen, L. Magnea, G. Stavenga, C.D. White, Next-to-eikonal corrections to soft gluon radiation: a diagrammatic approach. JHEP **01**, 141 (2011). [https://doi.org/10.1007/JHEP01\(2011\)141](https://doi.org/10.1007/JHEP01(2011)141). arXiv:1010.1860
73. T. Altinoluk, N. Armesto, G. Beuf, M. Martinez, C.A. Salgado, Next-to-eikonal corrections in the CGC: gluon production and spin asymmetries in pA collisions. JHEP **07**, 068 (2014). [https://doi.org/10.1007/JHEP07\(2014\)068](https://doi.org/10.1007/JHEP07(2014)068). arXiv:1404.2219
74. T. Altinoluk, N. Armesto, G. Beuf, A. Moscoso, Next-to-next-to-eikonal corrections in the CGC. JHEP **01**, 114 (2016). [https://doi.org/10.1007/JHEP01\(2016\)114](https://doi.org/10.1007/JHEP01(2016)114). arXiv:1505.01400
75. T. Altinoluk, A. Dumitru, Particle production in high-energy collisions beyond the shockwave limit. Phys. Rev. D **94**, 074032 (2016). <https://doi.org/10.1103/PhysRevD.94.074032>. arXiv:1512.00279
76. P. Agostini, T. Altinoluk, N. Armesto, Non-eikonal corrections to multi-particle production in the color glass condensate. Eur. Phys. J. C **79**, 600 (2019). <https://doi.org/10.1140/epjc/s10052-019-7097-5>. arXiv:1902.04483
77. H. Kowalski, L. Motyka, G. Watt, Exclusive diffractive processes at HERA within the dipole picture. Phys. Rev. D **74**, 074016 (2006). <https://doi.org/10.1103/PhysRevD.74.074016>. arXiv:hep-ph/0606272
78. A. Kovner, V.V. Skokov, Bose enhancement, the Liouville effective action and the high multiplicity tail in p-A collisions. Phys. Rev. D **98**, 014004 (2018). <https://doi.org/10.1103/PhysRevD.98.014004>. arXiv:1805.09296