



Dynamics of the cosmological models with perfect fluid in Einstein–Gauss–Bonnet gravity: low-dimensional case

Sergey A. Pavluchenko^a

Programa de Pós-Graduação em Física, Universidade Federal do Maranhão (UFMA), São Luís, Maranhão 65085-580, Brazil

Received: 7 October 2018 / Accepted: 24 January 2019 / Published online: 4 February 2019
© The Author(s) 2019

Abstract In this paper we performed investigation of the spatially-flat cosmological models whose spatial section is product of three- (“our Universe”) and extra-dimensional parts. The matter source chosen to be the perfect fluid which exists in the entire space. We described all physically sensible cases for the entire range of possible initial conditions and parameters as well as brought the connections with vacuum and Λ -term regimes described earlier. In the present paper we limit ourselves with $D = 1, 2$ (number of extra dimensions). The results suggest that in $D = 1$ there are no realistic compactification regimes while in $D = 2$ there is if $\alpha > 0$ (the Gauss–Bonnet coupling) and the equation of state $\omega < 1/3$; the measure of the initial conditions leading to this regime is increasing with growth of ω and reaches its maximum at $\omega \rightarrow 1/3 - 0$. We also describe some peculiarities of the model, distinct to the vacuum and Λ -term cases – existence of the isotropic power-law regime, different role of the constant-volume solution and the presence of the maximal density for $D = 2, \alpha < 0$ subcase and associated features.

1 Introduction

The idea of the extra spatial dimensions is quite old – it precedes even General Relativity (GR). Indeed, the first ever multidimensional model was proposed by Nordström in 1914 [1] and it was built on Nordström’s second gravity theory [2] and Maxwell’s electromagnetism. Though, as we know, the Nordström’s scalar gravity was proved to be wrong and soon almost forgotten, yet, his idea of extra dimensions survived and transformed into what is now called Kaluza–Klein theory [3–5]. It is interesting to note that Kaluza–Klein theory unified all interaction which were known at that time. By now we know more fundamental interactions and so to unify them all in the same manner we will need more spatial

dimensions. Nowadays, the promising candidate for unified theory is string/M theory.

When people started to study gravitational counterpart of string theories, they discovered terms in the Lagrangian which are quadratic with respect to the curvature; particular examples include R^2 and $R_{\mu\nu}R^{\mu\nu}$ terms [6] in the Lagrangian of the Virasoro–Shapiro model [7,8], $R^{\mu\nu\lambda\rho}R_{\mu\nu\lambda\rho}$ term [9] for the low-energy limit of the $E_8 \times E_8$ heterotic superstring theory [10] and others. An important milestone was a discovery that there exist only one combination of the above terms which leads to ghost-free nontrivial gravitation interaction – the Gauss–Bonnet (GB) term [11]

$$L_{GB} = L_2 = R_{\mu\nu\lambda\rho}R^{\mu\nu\lambda\rho} - 4R_{\mu\nu}R^{\mu\nu} + R^2.$$

This term was already known at that time, as it was first discovered by Lanczos [12,13] (and therefore sometimes it is referred to as the Lanczos term). It is an Euler topological invariant in $(3 + 1)$ and lower dimensions while in $(4 + 1)$ and higher it gives nontrivial contribution to the equations of motion. Soon after the idea of [11] was supported and extended in [14] on the case of higher-than-quadratic terms. So that the unified theory in the final form should include contributions from all possible curvature powers. In this regard the Lovelock gravity [15], which is the sum of all possible Euler topological invariants, which give nontrivial contribution to the equations of motion in particular number of dimensions, is of special interest. Of course, the Einstein–Gauss–Bonnet (EGB) gravity, which is under consideration in the current paper, is a particular case of more general Lovelock gravity.

Our everyday experience, as well as experiments in particle and space physics, clearly indicate that there are only three spatial dimensions (for example, in Newtonian gravity in more than three spatial dimensions there are no stable orbits while we are rotating around the Sun for ages). So that to bring together the extra-dimensional theories and the experiment, we need to explain where are these extra

^ae-mail: sergey.pavluchenko@gmail.com

dimensions. The commonly accepted answer is that the extra dimensions are compactified on a very small scale – similar to the “curling” of extra dimension into a circle in the original Kaluza–Klein paper. But this answer, in turn, gives rise to another one – how come that they became compact? The answer to this question is not so simple. The first attempts to answer this question involves solution known as “spontaneous compactification” [16, 17]. Similar solutions but more relevant to cosmology were proposed in [17, 18] (see also [19]). More natural way to achieve compactified extra dimensions is “dynamical compactification”. The works on this direction involves different approaches [20, 21] and different setups [22, 23]. Also, apart from the cosmology, the studies of extra dimensions involve investigation of properties of black holes in Gauss–Bonnet [24–32] and Lovelock [33–37] gravities, features of gravitational collapse in these theories [38–40], general features of spherical-symmetric solutions [41], and many others.

As we shall see, the equations of motion for EGB and for more general Lovelock gravity are quite complicated and it is nontrivial to find exact solutions within them, so that one usually apply *ansatz* of some sort to obtain them. For cosmology the usual *ansätze* are power-law and exponential – the former resemble Friedmann stage while the latter – accelerated expansion nowadays or inflationary stage in Early Universe. Power-law solution were studied in [17, 42] and more recently in [19, 43–46], so that we can say that we have some understanding of their dynamics. One of the first considerations of the exponential solutions in the considered theories was done in [47], the recent works include [48], the separate description of the cases with variable [49] and constant [50] volume; see also [51] for the discussion of the link between existence of power-law and exponential solutions as well as for the discussion about the physical branches of the solutions. We have also described the general scheme for building all possible exponential solutions in arbitrary dimensions and with arbitrary Lovelock contributions taken into account [52]. Deeper investigation revealed that not all of the solutions found in [52] could be called “stable” [53]; see also [54] for more general approach to the stability of exponential solutions in EGB gravity.

The above approach gave us asymptotic power-law and exponential solutions, but not the evolution. Without full evolution we cannot decide if the asymptotic solution which we found realistic or not, could it be reached from vast enough initial conditions or is it just some artifact. To answer this question we need to go beyond exponential or power-law *ansätze* and consider generic form of the scale factor. In this case, though, one would often resort to numerics. In [55] we considered the cosmological model with the spatial part being a product of three- and extra-dimensional spatially curved manifolds and numerically demonstrated the existence of the phenomenologically sensible regime when the

curvature of the extra dimensions is negative and the EGB theory does not admit a maximally symmetric solution. In this case both the three-dimensional Hubble parameter and the extra-dimensional scale factor asymptotically tend to the constant values (so that three-dimensional part expanding exponentially while the extra dimensions tends to a constant “size”). In [56] the study of this model was continued and it was demonstrated that the described above regime is the only realistic scenario in the considered model. Recent analysis of the same model [57] revealed that, with an additional constraint on couplings, Friedmann-type late-time behavior could be restored.

This investigation was performed numerically, but to find all possible regime for a particular model, the numerical methods are not the best practice. We have noted that if we consider the model with spatial section as the product of three- and extra-dimensional spatially flat subspaces, the equations of motion simplify and become first-order instead of the second one.¹ In this case the dynamics could be analytically described with use of phase portraits and so we performed this analysis. For vacuum EGB case it was done in [58] and reanalyzed in [59]. The results suggest that in the vacuum model has two physically viable regimes – first of them is the smooth transition from high-energy GB Kasner to low-energy GR Kasner. This regime exists for $\alpha > 0$ (Gauss–Bonnet coupling) at $D = 1, 2$ (the number of extra dimensions) and for $\alpha < 0$ at $D \geq 2$ (so that at $D = 2$ it appears for both signs of α). Another viable regime is the smooth transition from high-energy GB Kasner to anisotropic exponential regime with expanding three-dimensional section (“our Universe”) and contracting extra dimensions; this regime occurs only for $\alpha > 0$ and at $D \geq 2$. Apart from the EGB, similar analysis but for cubic Lovelock contribution taken into account was performed in [60, 61].

The similar analysis for EGB model with Λ -term was performed in [62, 63] and reanalyzed in [59]. The results suggest that the only realistic scenario is the transition from high-energy GB Kasner to anisotropic exponential solution, it requires $D \geq 2$, see [59, 62, 63] for exact limits on (α, Λ) . The low-energy GR Kasner is forbidden in the presence of the Λ -term so the corresponding transition do not occur.

In the studies described above we have made two important assumptions – we considered both subspaces being isotropic and spatially flat. But what will happens in we lift these conditions? Indeed, the spatial section being a product of two isotropic spatially-flat subspaces could hardly be called “natural”, so that we considered the effects of

¹ The situation similar to the Friedmann equations – if the spatial curvature $k \neq 0$ then they are second order with respect to the scale factor $a(t)$ (\ddot{a} is the highest derivative), but if $k \equiv 0$ then they could be rewritten in terms of Hubble parameter $H \equiv \dot{a}/a$ and become first order (\dot{H} is the highest derivative).

anisotropy and spatial curvature in [64]. The effect of the initial anisotropy could be demonstrated on the example of vacuum (4 + 1)-dimensional EGB cosmology with Bianchi-I-type metric (all the directions are independent), where the only future asymptote is nonstandard singularity [44]. Our analysis [64] suggest that the transition from GB Kasner regime to anisotropic exponential expansion (with expanding three and contracting extra dimensions) is stable with respect to breaking the symmetry within both three- and extra-dimensional subspaces. However, the details of the dynamics in $D = 2$ and $D \geq 3$ are different – in the latter there exist anisotropic exponential solutions with “wrong” spatial splitting and all of them are accessible from generic initial conditions. For instance, in (6 + 1)-dimensional spacetime there are anisotropic exponential solutions with [3 + 3] and [4 + 2] spatial splittings, and some of the initial conditions in the vicinity of E_{3+3} actually end up in E_{4+2} – the exponential solution with four and two isotropic subspaces. In other words, generic initial conditions could easily end up with “wrong” compactification, giving “wrong” number of expanding spatial dimensions (see [64] for details).

The effect of the spatial curvature on the cosmological dynamics could be dramatic – say, positive curvature changes the inflationary asymptotic [65,66]. In EGB gravity the influence of the spatial curvature (also described in [64]) reveal itself only if the curvature of the extra dimensions is negative and $D \geq 3$ – in that case there exist “geometric frustration” regime, described in [55,56] and further investigated in [57].

The current manuscript is, from one hand, a direct continuation of our ongoing study of all possible cosmologically sensible cases in EGB gravity: vacuum models (see [58]) and models with Λ -term (see [62,63]; both cases with revised presentation of the results are reviewed in [59]). Both of them are important milestones on our way to understand the cosmological dynamics of EGB (and more general Lovelock) gravity, but if we want to describe our Universe (and this is the goal of any realistic physical theory regardless of the field), then we must make the theory as close as possible to the reality. And in the reality we observe not vacuum and not only Λ -term, but ordinary matter as well. So that in current paper we started to consider another important matter source for EGB gravity – matter in form of perfect fluid – making the study of the entire EGB case more complete. It worth mentioning that we already performed consideration of some particular GB and EGB models with matter source in form of perfect fluid: some initial considerations in [48], some deeper studies of (4+1)-dimensional Bianchi-I case in [44] and deeper investigation of power-law regimes in pure GB gravity in [46]. In the last cited paper we obtained the results on which we will rely in the current study and which we are going to use to explain some of the features. The most important of these results is the fact

that $\omega = 1/3$ is the critical value for the equation of state which interchange the dominance of GB and matter terms: for $\omega < 1/3$ past asymptote is GB-dominated and future asymptote is matter-dominated, for $\omega > 1/3$ the situation changes – past asymptote is matter-dominated while future asymptote is GB-dominated. But there is one important issue which disallow us from directly implementing these results to our current study – now we have EGB gravity, so that the low-energy regime now is described by Einstein–Hilbert Lagrangian and for it the limiting equation of state is $\omega = 1$ (Jacobs solution [67]). And since we do not consider $\omega > 1$, all of our low-energy regimes are the same so the difference lies only in high-energy ones. So that the analogue with GB case is not direct and there could be other interesting features and observations.

The manuscript is structured as follows: in the following Sect. 2 we write down equations of motion, then consider the dynamics for $D = 1$ in Sect. 3 and for $D = 2$ in Sect. 4, discuss the obtained results and the interesting observations in Sect. 5 and finally draw conclusions in Sect. 6.

2 Equations of motion

The structure of the general Lovelock gravity [15] is the following: its Lagrangian consists of terms

$$L_n = \frac{1}{2^n} \delta_{j_1 j_2 \dots j_{2n}}^{i_1 i_2 \dots i_{2n}} R_{i_1 i_2}^{j_1 j_2} \dots R_{i_{2n-1} i_{2n}}^{j_{2n-1} j_{2n}}, \tag{1}$$

where $\delta_{j_1 j_2 \dots j_{2n}}^{i_1 i_2 \dots i_{2n}}$ is the generalized Kronecker delta of the order $2n$. One can note that L_n is the Euler invariant in $D < 2n$ spatial dimensions and so it does not give nontrivial contribution into the equations of motion. So the Lagrangian density for any given spatial dimensions D is sum of all Lovelock invariants (1) up to $n = \lfloor \frac{D}{2} \rfloor$ which give nontrivial contributions into equations of motion:

$$\mathcal{L} = \sqrt{-g} \sum_n c_n L_n, \tag{2}$$

where g is the determinant of metric tensor and c_n are coupling constants of the order of Planck length in $2n$ dimensions and summation over all n in consideration is assumed. We consider the metric in the form

$$g_{\mu\nu} = \text{diag}\{-1, a_1^2(t), a_2^2(t), \dots, a_n^2(t)\}. \tag{3}$$

As we mentioned earlier, we are interested in the dynamics in Einstein–Gauss–Bonnet gravity, which is second order Lovelock gravity and so we consider n up to two ($n = 0$ is the boundary term while $n = 1$ is Einstein–Hilbert and $n = 2$ is Gauss–Bonnet contributions). In this paper we studying the cosmological dynamics in the presence of the matter source in form of perfect fluid with an equation of state $p =$

$\omega\rho$, so the standard notation for its stress-energy tensor is assumed:

$$T_{\mu\nu} = (\rho + p)u_\mu u_\nu + p g_{\mu\nu}. \tag{4}$$

Substituting metric (3) into the Lagrangian and following the usual procedure with use of (4) gives us the equations of motion:

$$2 \left[\sum_{j \neq i} (\dot{H}_j + H_j^2) + \sum_{\substack{\{k>l\} \\ \neq i}} H_k H_l \right] + 8\alpha \left[\sum_{j \neq i} (\dot{H}_j + H_j^2) \sum_{\substack{\{k>l\} \\ \neq \{i,j\}}} H_k H_l + 3 \sum_{\substack{\{k>l> \\ m>n\} \neq i}} H_k H_l H_m H_n \right] + p = 0 \tag{5}$$

as the i th dynamical equation. The first Lovelock term – the Einstein–Hilbert contribution – is in the first set of brackets, the second term – Gauss–Bonnet – is in the second set; α is the coupling constant for the Gauss–Bonnet contribution and we put the corresponding constant for Einstein–Hilbert contribution to unity. Also, since we consider spatially flat cosmological models, scale factors do not hold much in the physical sense and the equations are rewritten in terms of the Hubble parameters $H_i = \dot{a}_i(t)/a_i(t)$. Apart from the dynamical equations, we write down the constraint equation

$$2 \sum_{i>j} H_i H_j + 24\alpha \sum_{\substack{i>j> \\ k>l}} H_i H_j H_k H_l = \rho. \tag{6}$$

As mentioned in the Introduction, we are interested in the particular case with the scale factors split into two parts – separately three dimensions (three-dimensional isotropic subspace), which are supposed to represent our world, and the remaining which represent the extra dimensions (D -dimensional isotropic subspace). So we put $H_1 = H_2 = H_3 = H$ and $H_4 = \dots = H_{D+3} = h$ (D stands for the number of additional dimensions); then the equations take the following form: the dynamical equation that corresponds to H ,

$$2 \left[2\dot{H} + 3H^2 + D\dot{h} + \frac{D(D+1)}{2}h^2 + 2D H h \right] + 8\alpha \left[2\dot{H} \left(D H h + \frac{D(D-1)}{2}h^2 \right) + D\dot{h} \left(H^2 + 2(D-1)Hh + \frac{(D-1)(D-2)}{2}h^2 \right) + 2D H^3 h + \frac{D(5D-3)}{2}H^2 h^2 + D^2(D-1)H h^3 + \frac{(D+1)D(D-1)(D-2)}{8}h^4 \right] + p = 0, \tag{7}$$

the dynamical equation that corresponds to h ,

$$2 \left[3\dot{H} + 6H^2 + (D-1)\dot{h} + \frac{D(D-1)}{2}h^2 + 3(D-1)Hh \right] + 8\alpha \left[3\dot{H} \left(H^2 + 2(D-1)Hh + \frac{(D-1)(D-2)}{2}h^2 \right) + (D-1)\dot{h} \left(3H^2 + 3(D-2)Hh + \frac{(D-2)(D-3)}{2}h^2 \right) + 3H^4 + 9(D-1)H^3 h + 3(D-1)(2D-3)H^2 h^2 + \frac{3(D-1)^2(D-2)}{2}H h^3 + \frac{D(D-1)(D-2)(D-3)}{8}h^4 \right] + p = 0, \tag{8}$$

and the constraint equation,

$$2 \left[3H^2 + 3D H h + \frac{D(D-1)}{2}h^2 \right] + 24\alpha \left[D H^3 h + \frac{3D(D-1)}{2}H^2 h^2 + \frac{D(D-1)(D-2)}{2}H h^3 + \frac{D(D-1)(D-2)(D-3)}{24}h^4 \right] = \rho. \tag{9}$$

Looking at (7)–(9) one can notice that the structure of the equations depends on the number of extra dimensions D (terms with $(D-2)$ multiplier nullifies in $D = 2$ and so on), so that we shall consider all these distinct cases separately.

Formally, the system should be complimented by the continuity equation

$$\dot{\rho} + (3H + Dh)(\rho + p) = 0, \tag{10}$$

but the resulting system (7)–(10) is overdetermined, so for practical purposes we skip (10) and use (7)–(9) for analysis.

In the previous papers, dedicated to either vacuum or Λ -term cases in EGB or cubic Lovelock gravity [58–63], we solved the constraint equation (9) with respect to either H or h , resulting in one to three different branches of the solution with several parameters. Then the obtained expressions are substituted into (7)–(8) and the system was solved with respect to \dot{H} and \dot{h} . As a result, we have both \dot{H} and \dot{h} as a single-variable function with several parameters and investigated its phase portrait to find all the asymptotic regimes, stable points etc. In the current paper, though, this method will not work, because with the same number of independent equations we have one more variable – the density ρ . So for practical purposes we use the following procedure: we substitute density ρ from (9) into (7) and (8) with use of the equation of state $p = \omega\rho$; the resulting system is first-order with two equations and two variables and so we can plot directional vector phase portrait to visualize the dynamics. The asymptotes as well as exact solutions are derived analytically from (7)–(9).

In the course of the paper we use the results we previously obtained in [46]. In particular, we demonstrated that: for $\omega < 1/3$ past GB asymptote is preserved while future asymptote is destroyed by matter and is replaced by the corresponding matter-dominated regime. For $\omega > 1/3$ the situation is opposite – the past asymptote is destroyed and replaced by matter-dominating regime while the future asymptote remains GB-dominated.

Before proceeding to the particular cases, let us introduce the notations we are going to use through the paper. We denote Kasner regime as K_i where i is the total expansion rate in terms of the Kasner exponents $\sum p_i = (2n - 1)$ where n is the corresponding order of the Lovelock contribution (see, e.g., [19]). So that for Einstein–Hilbert contribution $n = 1$ and $\sum p_i = 1$ (see [68]) and the corresponding regime is K_1 , which is usual low-energy regime in vacuum EGB case (see [58, 59]). For Gauss–Bonnet $n = 2$ and so $\sum p_i = 3$ and the regime K_3 is typical high-energy regime for EGB case (again, see [58, 59, 62, 63]). For cubic Lovelock $n = 3$ and so $\sum p_i = 5$ and the regime K_5 is one of the high-energy regimes in that case [60, 61].

Another power-law regime is what is called “generalized Taub” (see [69] for the original solution). We mistakenly taken it for K_3 in [58], but then in [59] corrected ourselves and explained the details. It is a situation when for one of the subspaces the Kasner exponent p is equal to zero and for another – to unity. So we denote $P_{(1,0)}$ the case with $p_H = 1, p_h = 0$ and $P_{(0,1)}$ the case with $p_H = 0, p_h = 1$. So that in EGB for $P_{(1,0)}$ we have $\sum p_i = 3$ (this is exactly what causes misinterpreting of $P_{(1,0)}$ for K_3) while for $P_{(0,1)}$ we have $\sum p_i = D$.

The exponential solutions are denoted as E with subindex indicating its details – E_{iso} is isotropic exponential solution and E_{3+D} is anisotropic – with different Hubble parameters corresponding to three- and extra-dimensional subspaces. But in practice, in each particular case there are several different anisotropic exponential solutions, so that instead of using E_{3+D} we use E_i where i counts the number of the exponential solution (E_1, E_2 etc). In case if there are several isotropic exponential solutions, we count them with upper index: E_{iso}^1, E_{iso}^2 etc.

And last but not least regime is what we call “nonstandard singularity” and denote it is as nS . It is the situation which arise in Lovelock gravity due to its nonlinear nature. Since the equations (7)–(8) are nonlinear with respect to the highest derivative (\dot{H} and \dot{h} in our case), when we solve them, the resulting expressions are ratios with polynomials in both numerator and denominator. So there exist a situation when the denominator is equal to zero for finite values of H and/or h . This situation is singular, as the curvature invariants diverge, but it happening for finite values of H and/or h . Tipler [70] call this kind of singularity as “weak” while Kitaura and Wheeler [71, 72] – as “type II”. Our previous research demonstrate that

this kind of singularity is widely spread in EGB cosmology – in particular, in totally anisotropic (Bianchi-I-type) (4 + 1)-dimensional vacuum cosmological model it is the only future asymptote [44].

3 D = 1

In this case the equations of motion (7)–(9) take form (H -equation, h -equation, and constraint correspondingly):

$$4\dot{H} + 6H^2 + 2\dot{h} + 2h^2 + 4Hh + 8\alpha \left(2(\dot{H} + H^2)Hh + (\dot{h} + h^2)H^2 \right) + p = 0, \tag{11}$$

$$6\dot{H} + 12H^2 + 24\alpha(\dot{H} + H^2)H^2 + p = 0, \tag{12}$$

$$6H^2 + 6Hh + 24\alpha H^3 h = \rho. \tag{13}$$

As we mentioned, the procedure is different from our previous papers so we are going to explain it in detail on the example of $D = 1$ case. We substitute ρ from (13) into (11) and (12) with use of the equation of state $p = \omega\rho$ and solve (11)–(12) with respect to \dot{H} and \dot{h} :

$$\begin{aligned} \dot{H} &= -H \times \frac{4\alpha\omega H^2 h + 4\alpha H^3 + \omega H + \omega h + 2H}{1 + 4\alpha H^2}, \\ \dot{h} &= - \left(48\alpha^2\omega H^5 h - 32\alpha^2\omega H^4 h^2 + 16\alpha^2 H^4 h^2 + 12\alpha\omega H^4 + 8\alpha\omega H^3 h - 8\alpha\omega H^2 h^2 + 4\alpha H^4 + 8\alpha H^2 h^2 + \omega H^2 + \omega Hh - H^2 + 2Hh + h^2 \right) / \\ &\quad \times (1 + 4\alpha H^2)^2. \end{aligned} \tag{14}$$

One can see that in this case we have only one nonstandard singularity at $H = \pm 1/(2\sqrt{-\alpha})$ and for negative α only. If we solve (14), we obtain the locations of the exponential solutions, and they are: trivial solution $\{H = 0, h = 0\}$, isotropic solution $\{h \equiv H = \pm 1/\sqrt{-2\alpha}\}$, which exist only for negative α , and so-called “constant-volume solution” (CVS) (see [50]) with

$$H = \pm \frac{\sqrt{-2\alpha(3\omega - 1)(\omega - 1)}}{(\alpha(3\omega - 1))}, \quad h = -3H.$$

For the CVS to exist the radicand should be positive, which happening if either $\{\alpha > 0, \omega > 1/3\}$ or $\{\alpha < 0, \omega < 1/3\}$. If we substitute the CVS conditions to (13) we shall see that only $\{\alpha < 0, \omega < 1/3\}$ provide positive energy density.

Now with the preliminaries done, let us draw the phase portrait of the system (14). Despite the fact that, according to [46], the fundamental change occurs at $\omega = 1/3$, we notice that at $\omega = 0$ there are also some minor changes which worth mentioning. So that the situation for $\alpha > 0$ is presented in Fig. 1. There we presented $\omega < 0$ case on (a) panel, $0 < \omega < 1/3$ on (b) panel and $\omega > 1/3$ on (c) panel. Green line corresponds to $\dot{h} = 0$ while black to $\dot{H} = 0$ (see (14)). Dark blue area corresponds to unphysical (H, h) pairs with $\rho < 0$.

Let us start with $\omega < 0$ case on (a) panel and let us focus on $H > 0$ half-plane – the situation for $H < 0$ is obviously time-reversal with respect to $H > 0$ – we will comment it a bit later. So that for $H > 0$ one can see that there are two past asymptotes – $P_{(1,0)}$ and $P_{(0,1)}$, depending on the overall relation between H and h : for $H \gtrsim h$ it is $P_{(1,0)}$ while for $H \lesssim h$ it is $P_{(0,1)}$. As of the future asymptote, it is P_{iso} – isotropic power-law expansion. Let us note that the future asymptote is matter-dominated while past – GB-dominated, all well according to [46]. For $H < 0$, as we mentioned, the situation is time-reversed – so that P_{iso} is past asymptote while $P_{(1,0)}$ and $P_{(0,1)}$ are future asymptote. Let us note that P_{iso} is stable while being future asymptote but is unstable as a past – even a slightest deviation from isotropy turn the evolution towards either $P_{(1,0)}$ or $P_{(0,1)}$. So that in this case there are only two cosmological regimes – $P_{(1,0)} \rightarrow P_{iso}$ and $P_{(0,1)} \rightarrow P_{iso}$ and neither of them has realistic compactification.

The next case to consider is $0 < \omega < 1/3$ and it is presented in Fig. 1b. One can immediately see the changes from $\omega < 0$ case (Fig. 1a) – the $\dot{h} = 0$ and $\dot{H} = 0$ curves have different structure and it slightly affects “zeroth” direction for $P_{(1,0)}$ and $P_{(0,1)}$ asymptotes – in $\omega < 0$ case it is $p \rightarrow 0 - 0$ (one can see that $p \rightarrow 0$ is reached from below) while for $0 < \omega < 1/3$ it is $p \rightarrow 0 + 0$ (so that it is reached from above). Except for this minor feature there are no other differences between this and the previous cases – the regimes are the same, so we just refer to the previous case for the description.

The last case for $\alpha > 0$ is $\omega > 1/3$ and it is presented in Fig. 1c. One can immediately see the difference with both previous cases – the past asymptote switched to P_{iso} , and this behavior is in agreement with [46]. The future asymptote is the same as in the previous cases – P_{iso} , so that the only cosmological regime in this case is $P_{iso} \rightarrow P_{iso}$ – anisotropic transition from unstable isotropic power-law regime to a stable one. Let us note that these are different isotropic power-law solutions – the past asymptote is matter-dominated GB while future – matter-dominated GR so that they have different $\sum p_i$ and so different expansion rates. This regime is unique for the matter case – in our previous studies dedicated to vacuum and Λ -term cases we never encountered regime of this type.

One can also notice exponential CVS in the $\rho < 0$ domain where green ($\dot{h} = 0$) and black ($\dot{H} = 0$) lines intersect. This behavior is in exact agreement with described above and we expect CVS with positive energy density in $\{\alpha < 0, \omega < 1/3\}$ case.

One cannot miss that the past asymptote changed at $\omega = 1/3$ while future asymptote remains the same. The reason behind it is simple – the future asymptote in this case is governed by GR and for GR the qualitative change similar to that is happening at $\omega = 1$ (Jacobs solution [67]). And since

we limit physical equation of state within $\omega \in (-1, 1]$, the entire allowed range is within $\omega \leq 1$ and so has the same regime P_{iso} .

Now let us turn to $\alpha < 0$ cases. They have richer dynamics and contain, as we demonstrated earlier, nonstandard singularities and exponential solutions. Due to this richness we decided to present them in different figures. We start with $\alpha < 0, \omega < 0$ in Fig. 2. There we presented the general view of the phase portrait on (a) panel, enlarged view of ($H > 0, h > 0$) up to $H < H_{nS}$ (H_{nS} is the location of the nonstandard singularity ($H_{nS} = 1/(2\sqrt{-\alpha})$)) on (b) panel, and (c) panel has focus on features at $H > H_{nS}$. As in the previous case, we limit ourselves with $H > 0$ only, as $H < 0$ regimes are time-reversal from those described for $H > 0$. On the Fig. 2, as on the previous Fig. 1, dark blue area corresponds to the unphysical $\rho < 0$ pairs of (H, h), green line depicts $\dot{h} = 0$ while black $\dot{H} = 0$. On the (a) panel we presented the general view of the phase portrait and from it we can see that there is a fine structure for high h within $H < H_{nS}$ as well as in the vicinity of E_{iso} – we presented these areas in detail on panels (b) and (c) respectively. Apart from them, we detect $nS \rightarrow P_{iso}$ from $h < 0, H < H_{nS}$ area. Majority of the $h > 0, H < H_{nS}$ trajectories are $P_{(0,1)} \rightarrow P_{iso}$, but at high h there are $P_{(0,1)} \rightarrow nS$ transitions, we denoted the corresponding area to blue in Fig. 2b. So that within $H < H_{nS}$ there are only three regimes: $nS \rightarrow P_{iso}$, $P_{(0,1)} \rightarrow nS$ and $P_{(0,1)} \rightarrow P_{iso}$.

The $H > H_{nS}$ area is shown in detail in Fig. 2c. We can see that at high h the regime is $nS \rightarrow E_{iso}$, while the situation at low and negative h is more complicated. At high H the past asymptote is $P_{(1,0)}$ and it gives rise to two regimes – $P_{(1,0)} \rightarrow E_{iso}$ and $P_{(1,0)} \rightarrow nS$, the latter is colored in blue on panel (c). The final regime is another $nS \rightarrow E_{iso}$, which originate from the same nS but at $h \rightarrow -\infty$. The boundary between $P_{(1,0)} \rightarrow E_{iso}$ and $nS \rightarrow E_{iso}$ is denoted by light blue line in Fig. 2c.

So that for $\alpha < 0, \omega < 0$ there are seven different regimes, and among them six are distinct: $nS \rightarrow P_{iso}$, $P_{(0,1)} \rightarrow nS$ and $P_{(0,1)} \rightarrow P_{iso}$ at $H < H_{nS}$ and $P_{(1,0)} \rightarrow E_{iso}$, $P_{(1,0)} \rightarrow nS$ and $nS \rightarrow E_{iso}$. The last mentioned regime exists in two variations – its nS could have either $h \rightarrow +\infty$ or $h \rightarrow -\infty$.

Before moving on to the next case, it is important to mention the CVS solution – we theoretically predicted its existence but it has not participated in the regimes description. In reality it exists at $h < 0, H > H_{nS}$ where green ($\dot{h} = 0$) and black ($\dot{H} = 0$) lines intersect. For $\omega < 0$ the intersection angle is very small so on a chosen scales it is very hard to locate it – in the next case the situation improves and we are going to describe CVS in detail.

Now let us move on to $\alpha < 0, 1/3 > \omega > 0$ which we presented in Fig. 3a–c. The notations are the same as in the previous figures: dark blue area corresponds to the unphysical $\rho < 0$ pairs of (H, h), green line depicts $\dot{h} = 0$ while black

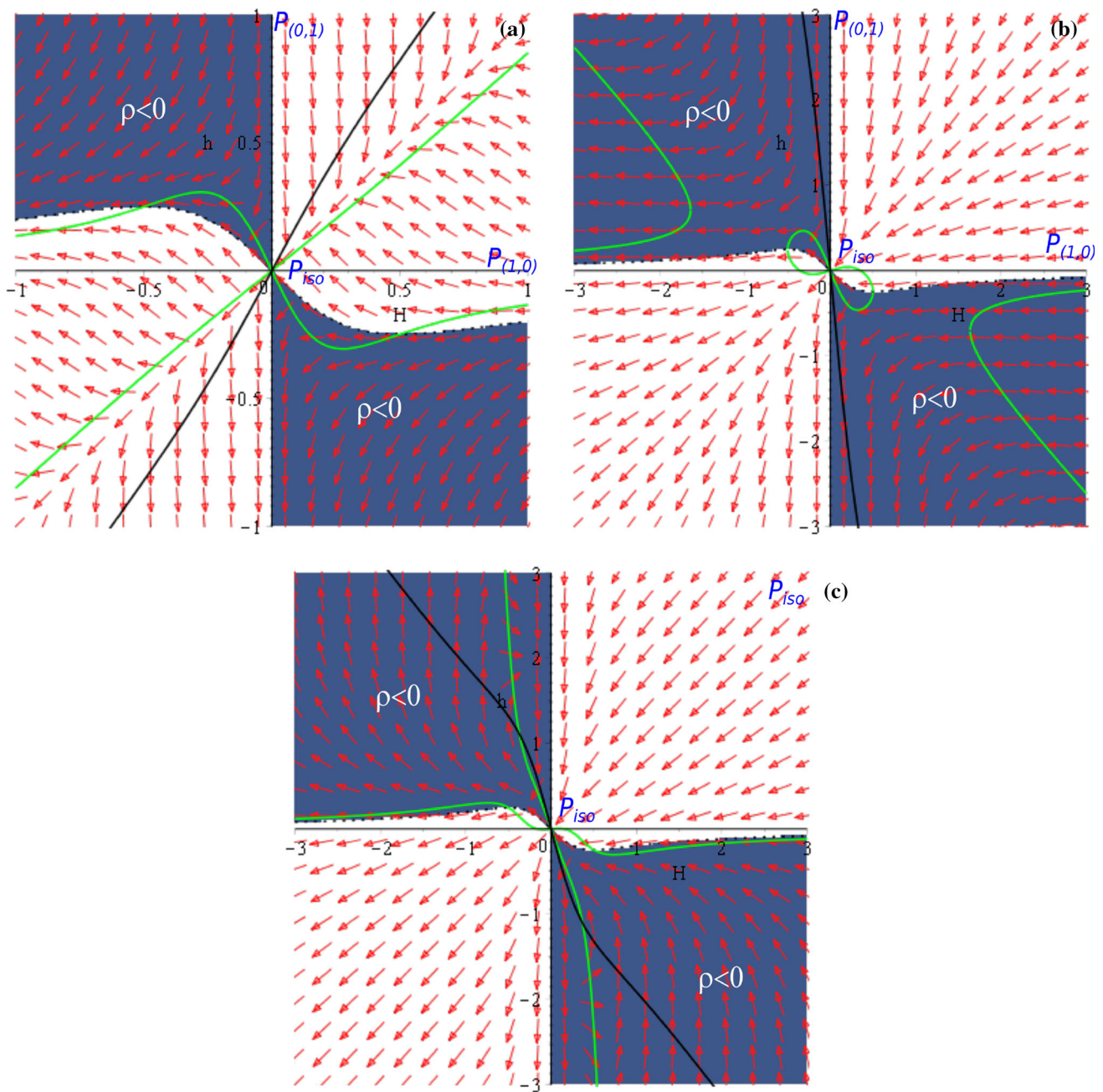


Fig. 1 Phase portraits for $D = 1 \alpha > 0$ case: $\omega < 0$ on **a**, $0 < \omega < 1/3$ on **b** and $\omega > 1/3$ on **c**. Dark blue area corresponds to the unphysical $\rho < 0$ initial conditions. Green curve points location of $\dot{h} = 0$ while black $-\dot{H} = 0$ (see the text for more details)

$\dot{H} = 0$. On (a) panel we presented general view of the phase portrait, on (b) panel we focus on the features in the vicinity of the isotropic exponential solution E_{iso} and on (c) panel we illustrate constant-volume exponential solution (CVS). From Fig. 3a we can see that for $H < H_{nS}$ the regimes are $P_{(0,1)} \rightarrow P_{iso}$ for $h > 0$ and $nS \rightarrow P_{iso}$ for $h < 0$. The difference in $P_{(0,1)}$ between $\omega < 0$ and $1/3 > \omega > 0$ is the same as described for $\alpha > 0$ case – for $\omega < 0$ we have $p_H \rightarrow 0 - 0$ while for $1/3 > \omega > 0$ it is $p_H \rightarrow 0 + 0$; the same is true about p_h for $P_{(1,0)}$. The dynamics for $H > H_{nS}$ is more

abundant: the past asymptotes are nS at $H = H_{nS}$ (note that there are two of them – at $h \rightarrow +\infty$ and $h \rightarrow -\infty$) and $P_{(1,0)}$ at $H \rightarrow \infty$. So that the regimes are (see Fig. 3b): $nS \rightarrow E_{iso}$ (formally two different, as there are two nS at $h \rightarrow \pm\infty$), $P_{(1,0)} \rightarrow E_{iso}$ and $P_{(1,0)} \rightarrow nS$ (the latter is represented as blue area) and $nS \rightarrow nS$ as a small part of blue area, roughly separated by black line. One can see that of all regimes only $P_{(0,1)} \rightarrow P_{iso}$ and $P_{(1,0)} \rightarrow E_{iso}$ are nonsingular, but neither of them have realistic compactification.

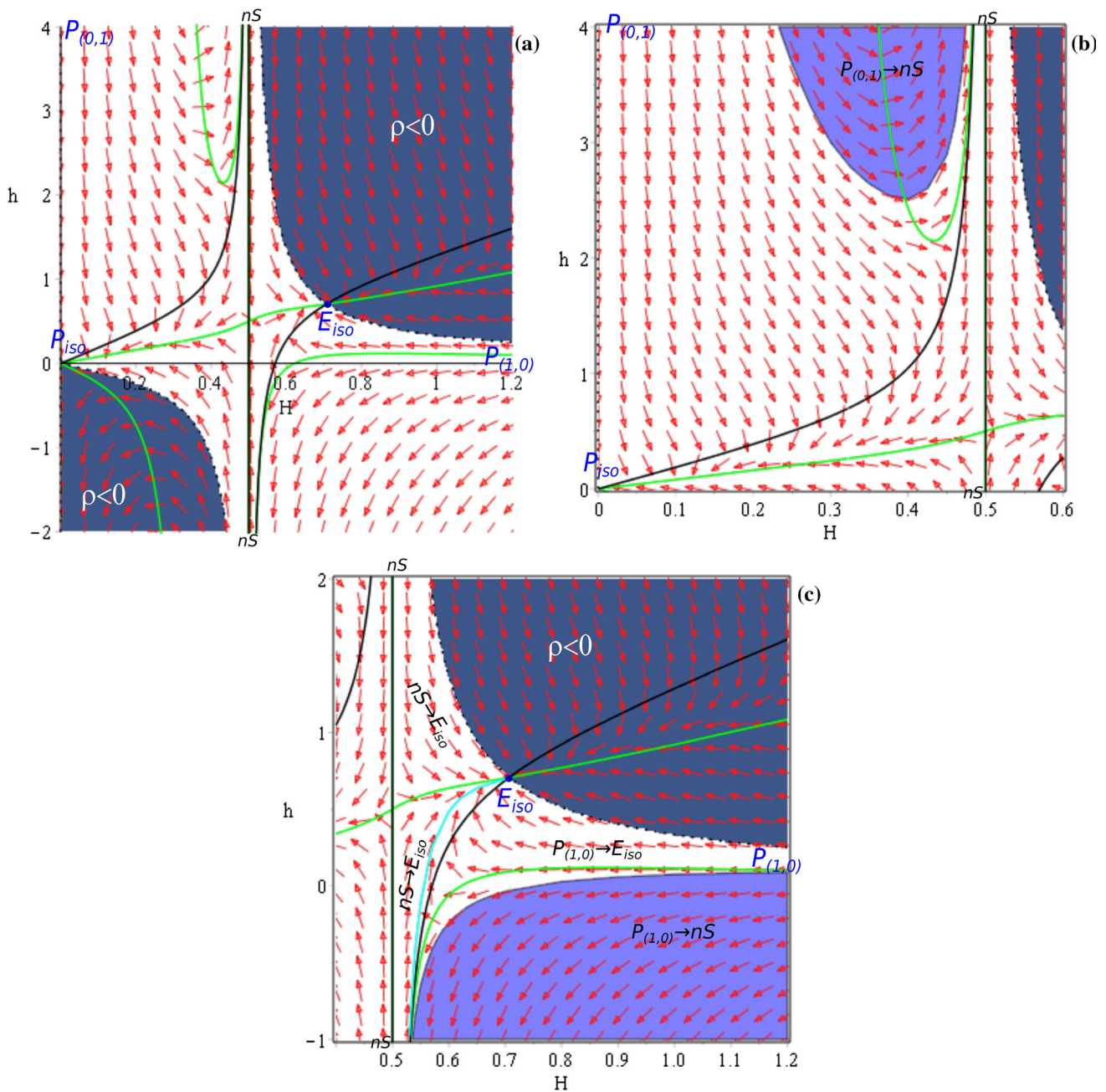


Fig. 2 Phase portraits for $D = 1 \alpha < 0, \omega < 0$ case: general view on **a**, regimes for $H < H_{ns}$ on **b** and regimes for $H > H_{ns}$ on **c**. Blue areas correspond to the initial conditions associated with specific regimes; light blue lines also separate the initial conditions associated

with specific regimes. Dark blue area corresponds to the unphysical $\rho < 0$ initial conditions. Green curve points location of $\dot{h} = 0$ while black $-\dot{H} = 0$ (see the text for more details)

In this case we can clearly see CVS, it is represented as E_{CVS} . One can also see that despite existent, it is neither past nor future asymptote for any regime. From Fig. 3c one can clearly see why is it – it is a pole on the phase portrait, referring to the marginal stability of the solution. It is expectant – while studying the stability of the exponential solutions in [53] (and later it was generalized in [54]), the stability

analysis works for $\sum H_i \neq 0$. On the contrary, CVS has, as its name assumes, $\sum H_i = 0$, making the standard stability analysis unviable, which could be treated as a marginal stability, and now we exactly demonstrate it. For vacuum and Λ -term cases in EGB as well as in the cubic Lovelock gravity we also have CVS, but due to the lesser number of the degrees of freedom, CVS in these cases have directional sta-

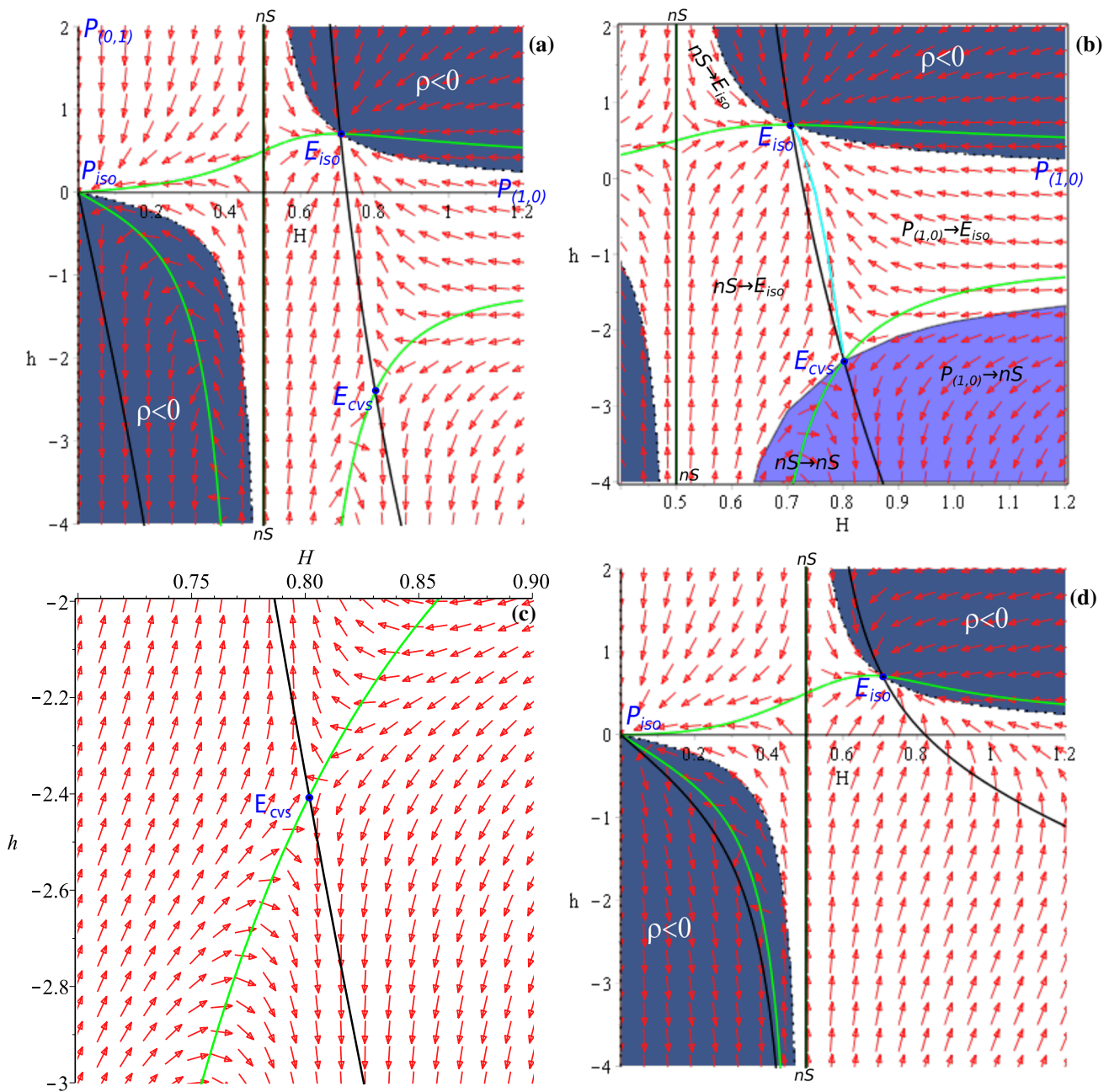


Fig. 3 Phase portraits for $D = 1$ $\alpha < 0$, $\omega > 0$ case: $0 < \omega < 1/3$ general view on **a**, $0 < \omega < 1/3$ regimes for $H > H_{ns}$ on **b**, vicinity of CVS on **c** and $\omega > 1/3$ general view on **d**. Blue area corresponds to the initial conditions associated with specific regime. Light blue line

separate initial conditions leading to different regimes. Dark blue area corresponds to the unphysical $\rho < 0$ initial conditions. Green curve points location of $\dot{h} = 0$ while black $-\dot{H} = 0$ (see the text for more details)

bility (i.e. stable from $\sum H_i > 0$ direction and unstable from $\sum H_i < 0$ direction, see [59–63]).

Finally let us consider $\alpha < 0$, $\omega > 1/3$ case, which is presented in Fig. 3d. The dynamics in this case is much more simple than in previous cases – for both $H < H_{ns}$ the only regime is $nS \rightarrow P_{iso}$ for both $h > 0$ and $h < 0$ while for $H > H_{ns}$ the only regime is $nS \rightarrow E_{iso}$ for both $h > 0$

and $h < 0$ So that there are neither nonsingular nor realistic regimes in this case.

To conclude $D = 1$ case with matter in form of perfect fluid, we have three nonsingular regimes for $\alpha > 0$: $P_{(1,0)} \rightarrow P_{iso}$, $P_{(0,1)} \rightarrow P_{iso}$ and $P_{iso} \rightarrow P_{iso}$, but neither of them have realistic compactification. Let us note that there are no other regimes apart from the just mentioned, so that all

possible regimes in $\alpha > 0$ case are nonsingular. The situation with $\alpha < 0$ is more complicated and we have $P_{(0,1)} \rightarrow P_{iso}$ and $P_{(1,0)} \rightarrow E_{iso}$ as nonsingular regimes; they exist for $\omega < 1/3$ and for $\omega > 1/3$ there are no nonsingular regimes. Nevertheless, neither of nonsingular regimes for $\alpha < 0$ have realistic compactification either, making $D = 1$ case degenerative with respect to realistic compactifications.

4 $D = 2$

In this case the equations of motion (7)–(9) take form (H -equation, h -equation, and constraint correspondingly):

$$4\dot{H} + 6H^2 + 4\dot{h} + 6h^2 + 8Hh + 8\alpha \left(2(\dot{H} + H^2)(2Hh + h^2) + 2(\dot{h} + h^2)(H^2 + 2Hh) + 3H^2h^2 \right) + p = 0, \tag{15}$$

$$6\dot{H} + 12H^2 + 2\dot{h} + 2h^2 + 6Hh + 8\alpha \left(3(\dot{H} + H^2)(H^2 + 2Hh) + 3(\dot{h} + h^2)H^2 + 3H^3h \right) + p = 0, \tag{16}$$

$$6H^2 + 12Hh + 2h^2 + 24\alpha \left(2H^3h + 3H^2h^2 \right) = \rho. \tag{17}$$

Similar to the previously described procedure, we substitute ρ from (17) into (15) and (16), use the equation of state $p = \omega\rho$ and solve (15)–(16) with respect to \dot{H} and \dot{h} :

$$\begin{aligned} \dot{H} &= -\frac{P_1}{4Q}, \quad \dot{h} = -\frac{P_2}{4Q}, \quad \text{where} \\ Q &= 24\alpha^2 H^4 + 48\alpha^2 H^3 h + 72\alpha^2 H^2 h^2 + 6\alpha H^2 \\ &\quad + 20\alpha Hh - 2\alpha h^2 + 1, \\ P_1 &= -96\alpha^2 \omega H^5 h + 240\alpha^2 \omega H^4 h^2 + 576\alpha^2 \omega H^3 h^3 \\ &\quad + 96\alpha^2 H^6 + 288\alpha^2 H^5 h + 336\alpha^2 H^4 h^2 \\ &\quad - 12\alpha \omega H^4 + 48\alpha \omega H^3 h + 128\alpha \omega H^2 h^2 + 16\alpha \omega Hh^3 \\ &\quad + 36\alpha H^4 + 128\alpha H^3 h + 16\alpha H^2 h^2 \\ &\quad + 3\omega H^2 + 6\omega Hh + \omega h^2 + 9H^2 + 2Hh - h^2, \\ P_2 &= 288\alpha^2 \omega H^5 h + 624\alpha^2 \omega H^4 h^2 + 96\alpha^2 \omega H^3 h^3 \\ &\quad - 288\alpha^2 \omega H^2 h^4 + 48\alpha^2 H^4 h^2 \\ &\quad + 384\alpha^2 H^3 h^3 + 288\alpha^2 H^2 h^4 + 36\alpha \omega H^4 \\ &\quad + 120\alpha \omega H^3 h + 72\alpha \omega H^2 h^2 - 40\alpha \omega Hh^3 - 8\alpha \omega h^4 \\ &\quad + 12\alpha H^4 + 96\alpha H^2 h^2 + 80\alpha Hh^3 - 8\alpha h^2 + 3\omega H^2 \\ &\quad + 6\omega Hh + \omega h^2 - 3H^2 + 6Hh + 7h^2. \end{aligned} \tag{18}$$

The positions of the nonstandard singularities are determined by zeros of Q and one can see that now, unlike $D = 1$ case, they are not just straight lines. One can also see that Q is quadratic with respect to h so one can easily solve and plot it. Calculating the discriminant of Q with respect to h gives us

$$D_h = -8\alpha \left(4\alpha H^2 - 1 \right) \left(1 + 12\alpha H^2 \right)^2.$$

From it one can easily see that for $\alpha > 0$ discriminant is positive if $H^2 < 1/(4\alpha)$ while for negative α the discriminant is always negative – so that for negative α there are no nonstandard singularities – very unexpected result, considering that for $D = 1$ nonstandard singularities exist only for negative α .

The exponential solutions are defined by $P_1 = P_2 \equiv 0$ and are as follows: trivial solution $\{H = 0, h = 0\}$, isotropic solution $\{h \equiv H = \pm 1/\sqrt{-6\alpha}\}$, which exist only for negative α , CVS which we describe below and one more solution with

$$\begin{aligned} 192\eta^3 - 112\eta^2 + 4\eta - 1 &= 0 \quad \text{where } \eta = \alpha H^2, \\ h &= -H \frac{P_3}{P_4}, \quad \text{where} \\ P_3 &= 225340272\eta^2 \omega^3 - 250213488\eta^2 \omega^2 - 4635576\eta \omega^3 \\ &\quad + 103144144\eta^2 \omega + 5149104\eta \omega^2 + 2085579\omega^3 \\ &\quad - 12914000\eta^2 - 2123896\eta \omega - 2315661\omega^2 \\ &\quad + 265760\eta + 954661\omega - 119555, \\ P_4 &= 312054624\eta^2 \omega^3 - 346496736\eta^2 \omega^2 - 6419688\eta \omega^3 \\ &\quad + 142831136\eta^2 \omega + 7129752\eta \omega^2 \\ &\quad + 2888040\omega^3 - 17883040\eta^2 - 2938904\eta \omega \\ &\quad - 3206880\omega^2 + 367720\eta + 1322024\omega - 165520. \end{aligned} \tag{19}$$

Solving equation for η we obtain single root $\eta = \sqrt[3]{10}/9 + \sqrt[3]{100}/36 + 7/36 \approx 0.56276$ and the corresponding solution for H exists only for $\alpha > 0$. Then substituting the obtained root for η into h , we find out that the resulting ratio is almost constant within $\omega \in [-1, 1]$ and $h/H \approx -0.72212$. So that this anisotropic exponential solution have different signs for H and h (and so it could describe realistic compactification) and it exist for $\alpha > 0$ for all ω except for removable singularity at $\omega = 13/27 - 2\sqrt[3]{100}/27 + \sqrt[3]{10}/27 \approx 0.21745$, found from zeroth of P_4 .

The mentioned constant-volume solution has

$$H^2 = (\omega - 1)/(4\alpha(3\omega - 1))$$

and from the requirement of the positivity it exists in two domains: ($\alpha > 0, \omega < 1/3$) and ($\alpha < 0, \omega > 1/3$). Substituting the solution into the integral of energy gives us

$$\rho = -\frac{15(\omega - 1)}{4\alpha(3\omega - 1)^2},$$

so that only ($\alpha > 0, \omega < 1/3$) domain gives CVS with positive energy density.

With the preliminaries done, let us present the resulting phase portraits. From the structure of the nonstandard singularities and exponential solutions one can see that $D = 2$ case is more complicated than the previous $D = 1$ and so the structure of the regimes. We presented $\alpha > 0$ cases in Figs. 4, 5 and 6.

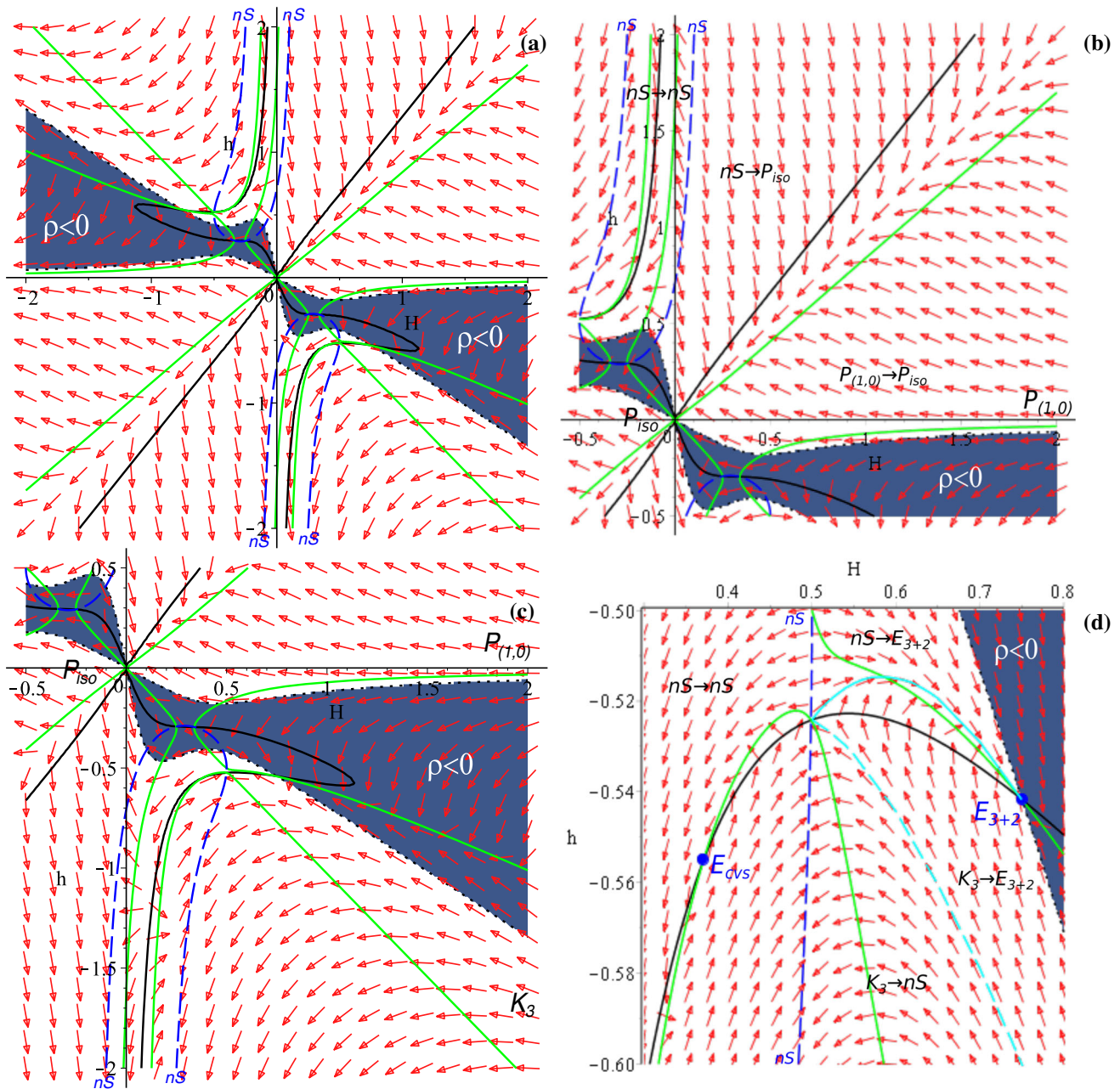


Fig. 4 Phase portraits for $D = 2\alpha > 0, \omega < 0$ case: general view on **a**, focus on $h > 0$ regimes on **b**, focus on $h < 0$ regimes on **c** and focus on the regimes in the vicinity of E_{3+2} solution on **d**. Light blue line separate initial conditions leading to different regimes. Dark blue area corresponds to the unphysical $\rho < 0$ initial conditions. Green curve points location of $\dot{h} = 0$, black $-\dot{H} = 0$ and dashed blue – to nonstandard singularities (see the text for more details)

The first case to consider is $\alpha > 0, \omega < 0$, presented in Fig. 4. On (a) panel we presented general view of the phase portrait. One can see the difference from $D = 1$ cases – now we have two branches and they are separated by $\rho < 0$ unphysical region, colored in dark blue. As the dynamics is more complicated, it is natural to focus on different regions of the map and mark different features on them. This way we focus on $h > 0$ half-plane on (b) panel. One can immediately

see the difference with $D = 1$ case – in the latter we have $P_{(0,1)}$ as a past asymptote at $h \rightarrow +\infty, H \rightarrow 0$ while now in $D = 2$ it is replaced by nonstandard singularity. So that the regimes are $nS \rightarrow P_{iso}$ for $h \gtrsim H$ and $P_{(1,0)} \rightarrow P_{iso}$ for $h \lesssim H$; the latter is the same as in $D = 1$ case.

On (c) panel we presented the phase portrait focused on $h < 0$ half-plane. Despite the fact that the very “upper” part (above the $\rho < 0$ separation region) formally has $h < 0$,

see the difference with $D = 1$ case – in the latter we have $P_{(0,1)}$ as a past asymptote at $h \rightarrow +\infty, H \rightarrow 0$ while now in $D = 2$ it is replaced by nonstandard singularity. So that the regimes are $nS \rightarrow P_{iso}$ for $h \gtrsim H$ and $P_{(1,0)} \rightarrow P_{iso}$ for $h \lesssim H$; the latter is the same as in $D = 1$ case.

On (c) panel we presented the phase portrait focused on $h < 0$ half-plane. Despite the fact that the very “upper” part (above the $\rho < 0$ separation region) formally has $h < 0$,

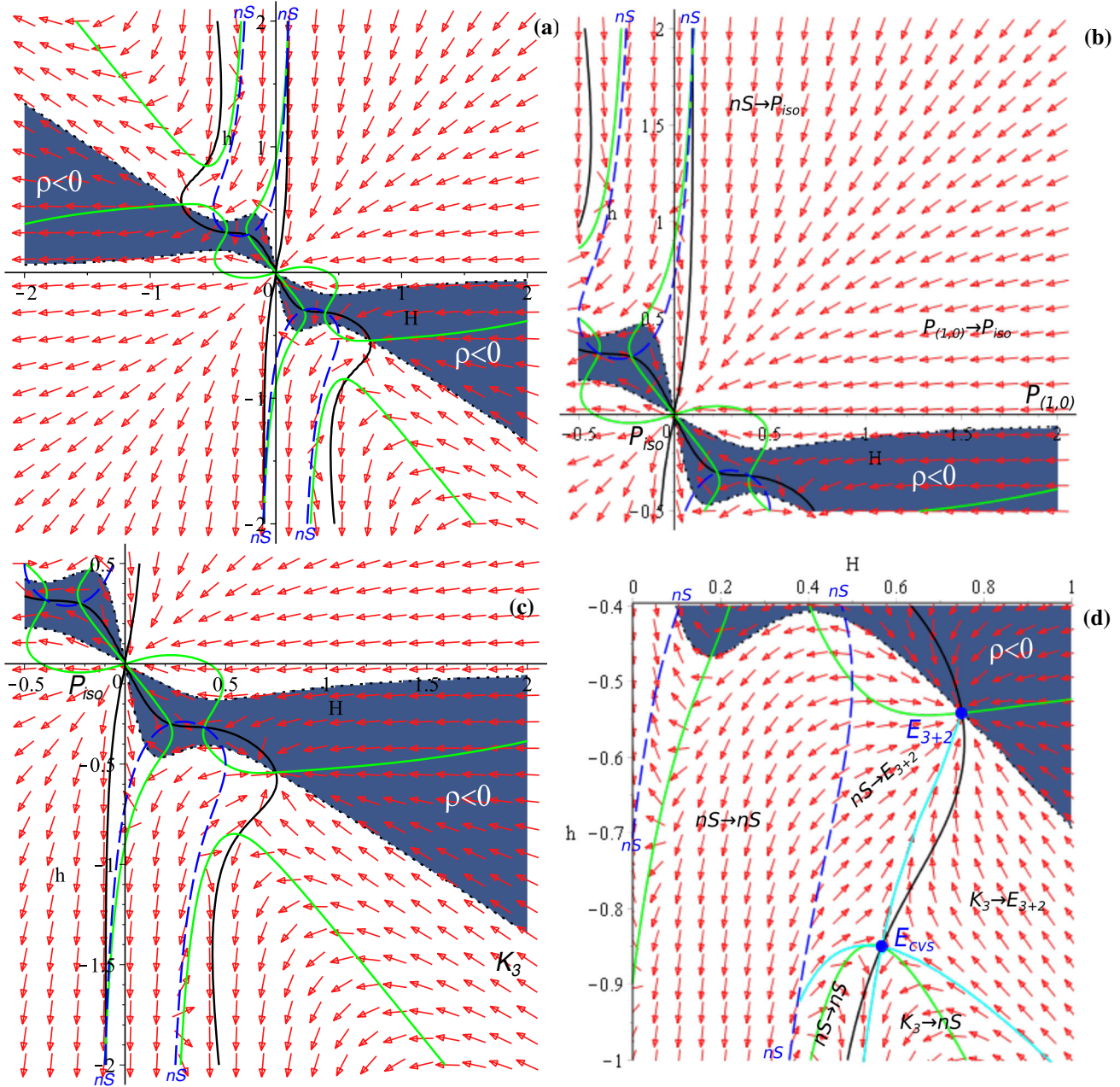


Fig. 5 Phase portraits for $D = 2\alpha > 0, 1/3 > \omega > 0$ case: general view on **a**, focus on $h > 0$ regimes on **b**, focus on $h < 0$ regimes on **c** and focus on the regimes in the vicinity of E_{3+2} solution on **d**. Light blue line separate initial conditions leading to different regimes. Dark

blue area corresponds to the unphysical $\rho < 0$ initial conditions. Green curve points location of $\dot{h} = 0$, black $-\dot{H} = 0$ and dashed blue – to nonstandard singularities (see the text for more details)

dynamically it belongs to $h > 0$, so we omit it from the description here. The $h < 0$ half-plane also has “double” nonstandard singularity, as well as K_3 as high-energy past asymptote. The dynamics in the vicinity of the exponential solutions is presented on (d) panel in details. One can see that we have two exponential solutions here – constant-volume solution (CVS) as well as anisotropic exponential solution E_{3+2} with three expanding ($H > 0$) and two contracting

($h < 0$) dimensions. The CVS has the same property as in $D = 1$ – it is a pole and so is not participating in the dynamical evolution. So that the regimes are (see Fig. 4d): $K_3 \rightarrow E_{3+2}$ and $K_3 \rightarrow nS$, separated by dashed blue line, both originate from K_3 – in $D = 1$ there is no such high-energy regime. The remaining two regimes originate from nS : $nS \rightarrow nS$ (located between two nS) and $nS \rightarrow E_{3+2}$. One can see that of these regimes $K_3 \rightarrow E_{3+2}$ is both nonsingular and has

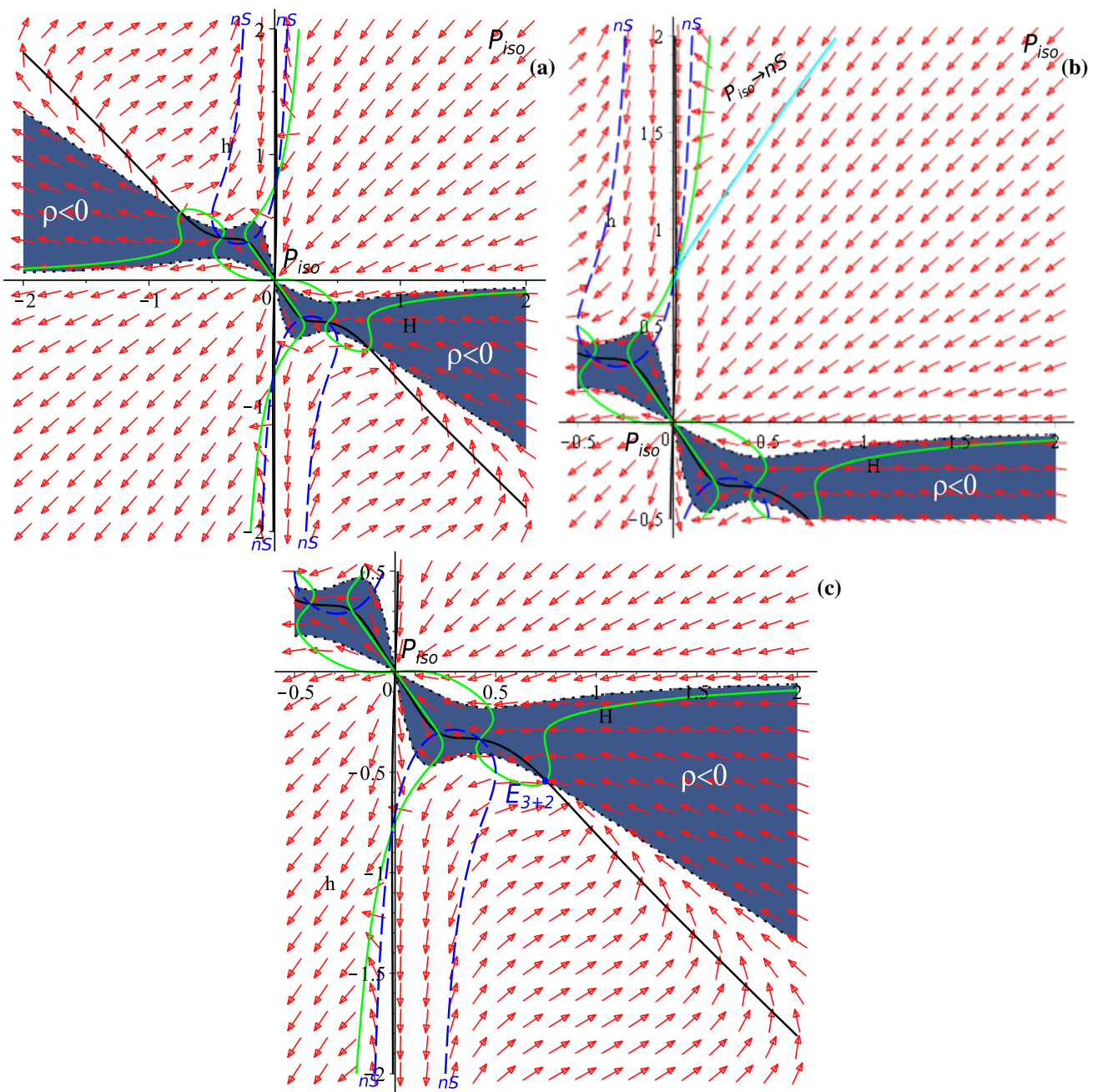


Fig. 6 Phase portraits for $D = 2\alpha > 0, \omega > 1/3$ case: general view on **a**, focus on $h > 0$ regimes on **b** and focus on $h < 0$ regimes on **c**. Light blue line separate initial conditions leading to different regimes.

Dark blue area corresponds to the unphysical $\rho < 0$ initial conditions. Green curve points location of $\dot{h} = 0$, black $-\dot{H} = 0$ and dashed blue – to nonstandard singularities (see the text for more details)

realistic compactification. But its area of emergence is quite small with respect to the total initial conditions area.

So that in $\alpha > 0, \omega < 0$ case we have a number of regimes with two of them – $P_{(1,0)} \rightarrow P_{iso}$ and $K_3 \rightarrow E_{3+2}$ being nonsingular and the latter in addition has realistic compactification.

The next case is $\alpha > 0, 1/3 > \omega > 0$, presented in Fig. 5. The general panels layout is the same as in Fig. 4 – general

view on (a) panel, focus on $h > 0$ on (b) panel, focus on $h < 0$ on (c) panel and focus on the physical regimes on (d) panel. On the $h > 0$ half-plane the difference from the previous $\omega < 0$ case is quite similar to that in $D = 1$ case – the asymptote regimes are the same but they are approached with the different limits: for $P_{(1,0)}$ we have $p_H \rightarrow 1 - 0$ at $\omega < 0$ and $p_H \rightarrow 1 + 0$ at $1/3 > \omega > 0$. So that the regimes

at $h > 0$ are the same as in $\omega < 0$ case: $nS \rightarrow P_{iso}$ for $h \gtrsim H$ and $P_{(1,0)} \rightarrow P_{iso}$ for $h \lesssim H$.

For $h < 0$ the situation is also similar to $\omega < 0$ case and the regimes are also the same. The difference lies in the abundance of the regimes – comparing Fig. 4d with Fig. 5d one can see that the measure of the $K_3 \rightarrow E_{3+2}$ regime has grown. Additional investigation reveals that the maximal measure is achieved at $\omega \rightarrow 1/3 - 0$ when it fill the entire area bounded by the green line, then black line and $\rho = 0$. The other regimes – $K_3 \rightarrow nS$, $nS \rightarrow nS$ and $nS \rightarrow K_{3+2}$ also changing their bounds of existence, but since they are non-physical, they are of little interest to us.

To conclude, in $\alpha > 0$, $1/3 > \omega > 0$ case we have the same regimes as in $\omega < 0$, but the measure if the physically realistic $K_3 \rightarrow E_{3+2}$ regime is growing with increase of ω until it reach its maximum at $\omega \rightarrow 1/3 - 0$.

The final case for $\alpha > 0$ is $\omega > 1/3$, presented in Fig. 6. Similar to the previous cases, the panels layout is as follows: on (a) panel we presented general view of the phase portrait, focus on $h > 0$ is done on (b) panel and focus on $h < 0$ is on (c) panel; unlike previous cases there is no “fine-structure” of the regime in the vicinity of E_{3+2} . Similar to $D = 1$, at $\omega = 1/3$ we have a change of past asymptote – now it is P_{iso} , so that on $h > 0$ half-plane the main regime is $P_{iso} \rightarrow P_{iso}$ – anisotropic transition between two different isotropic power-law regimes – the same regime we have in $D = 1$, $\omega > 1/3$ case. In the $h < 0$ half-plane we also have change of past asymptote – now it is solely nonstandard singularity, so that the only regimes for $h < 0$ are $nS \rightarrow nS$ and $nS \rightarrow E_{3+2}$ (see Fig. 6).

To conclude $D = 2\alpha > 0$ regimes, we have two nonsingular regimes $P_{(1,0)} \rightarrow P_{iso}$ and $K_3 \rightarrow E_{3+2}$ at $\omega < 1/3$ with the latter having realistic compactification; its measure over the total initial conditions space is growing with the increase of ω until reaching its maxima at $\omega \rightarrow 1/3 - 0$. For $\omega > 1/3$ the only non-singular regime is $P_{iso} \rightarrow P_{iso}$.

Now let us turn our attention to the $\alpha < 0$ regimes, which are a bit more difficult to attend. Let us have a look on (17) and calculate its discriminant with respect to h :

$$D_h = 2304\alpha^2x^3 - 576\alpha x^2 + 288\alpha\rho x + 96x + 8\rho, \quad (20)$$

where $x = H^2$. One can check that for $\alpha > 0$ (and $\rho \geq 0$ of course) $D_h > 0$ always, so that $\forall \rho > 0 \exists h_{1,2}$ which are solutions of (17). On the contrary, for $\alpha < 0$ the situation is different: $\forall H \exists \rho_0$ such as for $\rho > \rho_0$ we have $D_h < 0$. This means that for $\alpha < 0$ there exists maximal value for density

$$\rho_0 = -12H^2 \frac{24\alpha^2H^4 - 6\alpha H^2 + 1}{36\alpha H^2 + 1}; \quad (21)$$

we presented the plot of this relation in Fig. 7a. From the graph and from the expression one can see that for $H^2 < -1/(36\alpha)$ the maximal density formally is negative, but (20) nevertheless is positive, so that the limit is absent. For com-

parison reasons we presented $\alpha > 0$ case in Fig. 7b – one can easily see that ρ is unlimited there, as there are neither upper limit for h_1 nor lower limit for h_2 . The same situation is for $\alpha < 0$ and $H^2 < -1/(36\alpha)$, presented in Fig. 7c between vertical black lines. The very lines correspond to $H^2 = -1/(36\alpha)$ which are nonstandard singularities for the vacuum ($\rho = 0$) case – and one can see that in the limits $h \rightarrow \pm\infty$ with the appropriate sign, the vacuum regime is reached. For $H^2 > -1/(36\alpha)$ the situation changes, as ρ_0 from (21) starts to be positive. The line for $\rho = \rho_0$ is represented by blue dashed line and the density increases from $\rho = 0$ (the boundary of the dark blue region) towards blue dashed line. We shall discuss this feature – the existence of the maximal density – a bit later and now let us return to the $\alpha < 0$ regimes.

They are presented in Figs. 8 and 9. In Fig. 8 we presented $\omega < 0$ case with focus on $h > 0$ regimes on (a) panel and on $h < 0$ regimes on (b) panel; we also presented central area between P_{iso} at $H = 0$, $h = 0$ and E_{iso} on panel (c). Similar to the previous figures, dark blue area corresponds to the unphysical $\rho < 0$ initial conditions; green curve shows the location of $\dot{h} = 0$ while black – of $\dot{H} = 0$; similar to Fig. 7, dashed blue line points to the location of ρ_0 from (21). From Fig. 8a, b one can clearly see all three possible past asymptotes – $P_{(0,1)}$ at $H > 0$, $h \rightarrow +\infty$ (and at $H < 0$, $h \rightarrow -\infty$), $P_{(1,0)}$ at $H \rightarrow +\infty$, $h \rightarrow 0$ (and at $H \rightarrow -\infty$, $h \rightarrow 0$) and K_3 . The possible future asymptotes could be seen from all panels of Fig. 8 – they are isotropic exponential solution E_{iso} and isotropic power-law expansion P_{iso} . The separation of different regimes over (H, h) plane could be seen in Fig. 8c – they are $P_{(0,1)} \rightarrow E_{iso}$, $P_{(0,1)} \rightarrow P_{iso}$ (coming from $h \rightarrow +\infty$ on $H > 0$) and $P_{(1,0)} \rightarrow E_{iso}$, $K_3 \rightarrow P_{iso}$ (coming from $H \rightarrow +\infty$).

One can note in Fig. 8c, that apart from two described crossings of $\dot{h} = 0$ (green curve) with $\dot{H} = 0$ (black curve) – P_{iso} and E_{iso} – there is one more more inbetween. As we mentioned earlier, these crossing give rise to exponential solutions – P_{iso} , located at $(0, 0)$ is trivial solution while isotropic exponential solution is nontrivial one. So that formally the third crossing also could be obtained under certain manipulation (it is located at $\{h \equiv H = \pm 1/\sqrt{-12\alpha}\}$), but it is not exponential solution in the general sense. One can also note that it happening at $\rho = \rho_0$ which makes it unstable, so that it closer to CVS from $\alpha > 0$ then to “normal” exponential solutions.

The situation with $\alpha < 0$, $\omega > 0$ is not much different from the described above $\omega < 0$. We presented the corresponding phase portraits in Fig. 9: $1/3 > \omega > 0$ case with focus on $h > 0$ we presented on (a) panel, $\omega > 1/3$ case with focus on $h > 0$ we presented on (b) panel and $\omega > 1/3$ case with focus on $h < 0$ we presented on (c) panel. Comparing Fig. 9a, b with Fig. 8a shows us little difference and these differences do not change the regimes; the same could be

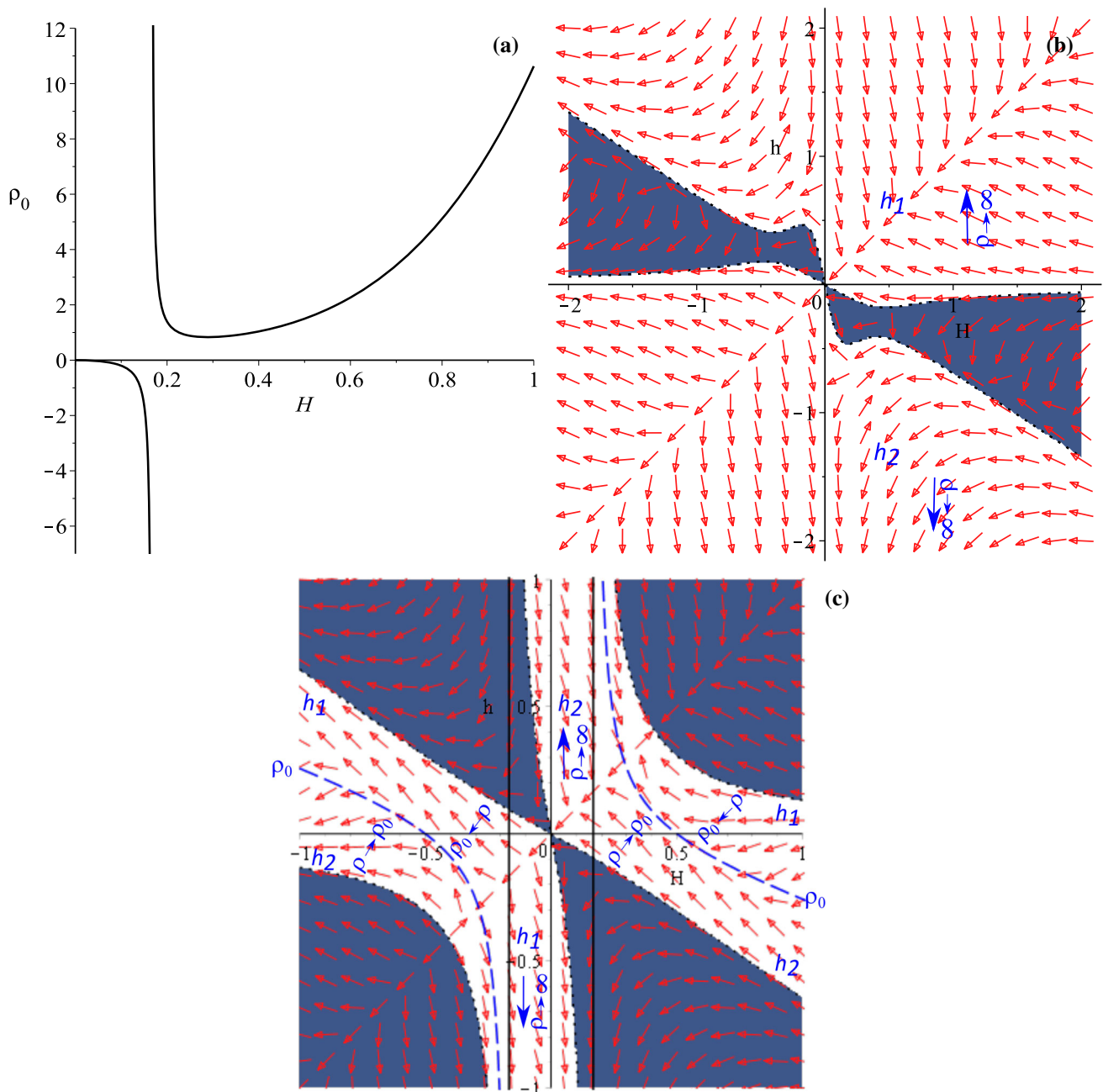


Fig. 7 Maximal density ρ_0 and its influence on the branches in $D = 2$: ρ_0 as a function of H on **a**, infinite maximal density in the $\alpha > 0$ case on **b**, $\alpha < 0$ case on **c**: no maximal density for $H^2 < -1/(36\alpha)$ and separa-

tion of the phase space by $\rho = \rho_0(H, h)$ curve for $H^2 > -1/(36\alpha)$ (see the text for more details)

stated about comparison of Fig. 9c with Fig. 8b; the situation in the central region – between P_{iso} and E_{iso} – presented in Fig. 8b, remains the same in $\omega > 0$ cases as well, including the regimes. The only big difference lies in the presence of CVS in Fig. 9c – but, as it happening in $\rho < 0$ area (as we found above), it has no impact on the physical regimes.

This concludes our study on the regimes in $D = 2$ case with matter in form of perfect fluid. We have found a number of non-singular regimes: for $\alpha > 0$ they are $P_{(1,0)} \rightarrow P_{iso}$

and $K_3 \rightarrow E_{3+2}$ for $\omega < 1/3$ and $P_{iso} \rightarrow P_{iso}$ for $\omega > 1/3$. For $\alpha < 0$ all regimes are non-singular and they are the same for both $\omega > 1/3$ and $\omega < 1/3$: $P_{(0,1)} \rightarrow E_{iso}$, $P_{(0,1)} \rightarrow P_{iso}$, $P_{(1,0)} \rightarrow E_{iso}$ and $K_3 \rightarrow P_{iso}$. One can also see that only one of them, $K_3 \rightarrow E_{3+2}$, has realistic compactification. It exists for $\alpha > 0$, $\omega < 1/3$ and the measure of the initial conditions leading to this regime is increasing with growth of ω , reaching its maximum at $\omega = 1/3 - 0$.

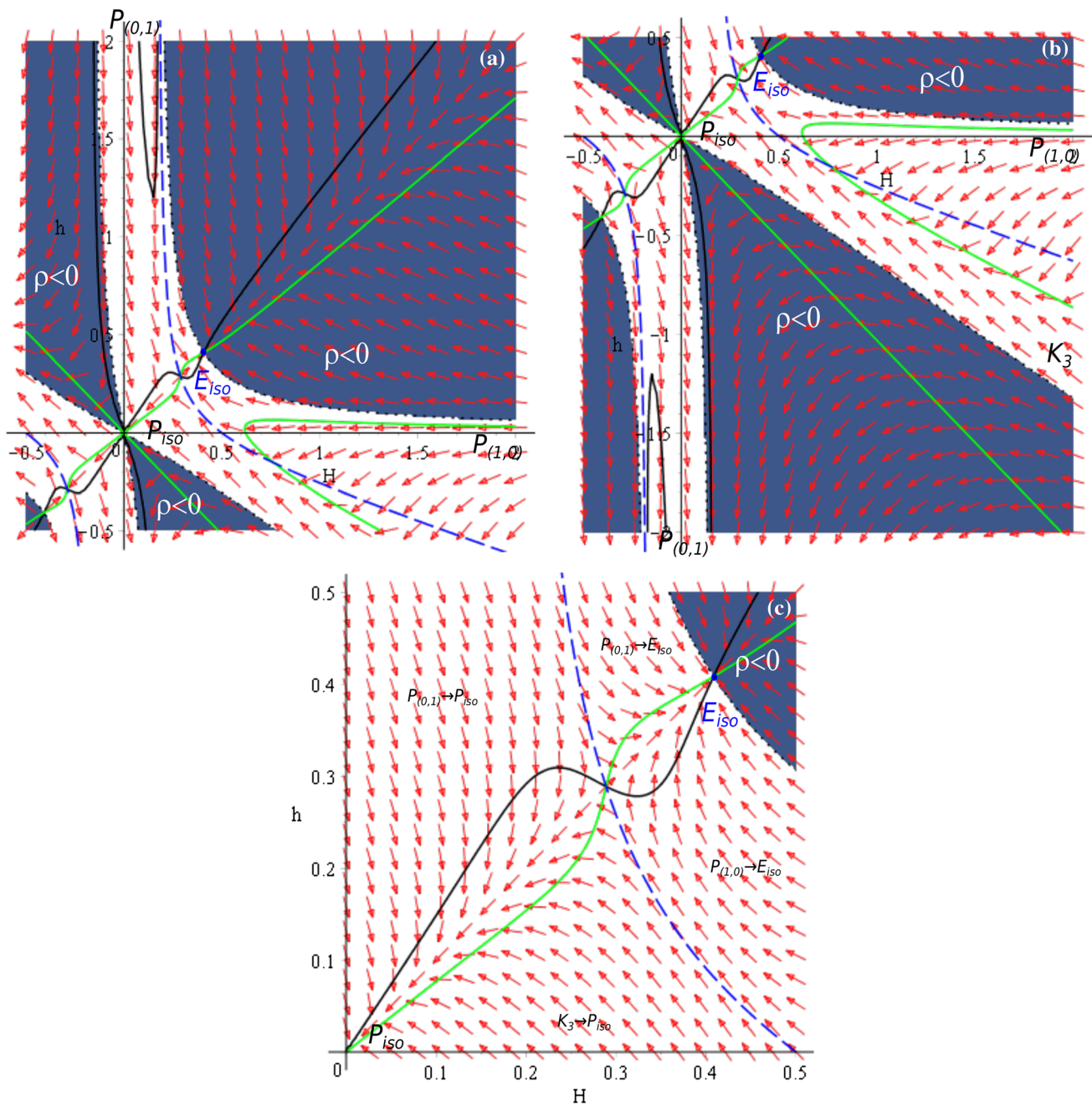


Fig. 8 Phase portraits for $D = 2\alpha < 0, \omega < 0$ case: focus on $h > 0$ regimes on **a**, focus on $h < 0$ regimes on **b** and the central area between P_{iso} and E_{iso} on **c**. Dashed blue line corresponds to the ρ_0 from (21).

Dark blue area corresponds to the unphysical $\rho < 0$ initial conditions. Green curve points location of $\dot{h} = 0$ while black $-\dot{H} = 0$ (see the text for more details)

5 Discussions

Let us summarize the results obtained through the paper. We have considered $D = 1, 2$ (the number of extra dimensions) flat cosmological models with the spatial section to be a product of three- and extra-dimensional subspaces. As a source we consider perfect fluid, which exist in the entire space (not

only in the three-dimensional subspace). We derived analytically the locations of the exponential solutions and nonstandard singularities and plot phase portraits of the evolutionary trajectories to find all possible regimes for the entire range of initial conditions and parameters.

The results for $D = 1$ demonstrate that for $\alpha > 0$ the non-singular regimes are $P_{(1,0)} \rightarrow P_{iso}$, $P_{(0,1)} \rightarrow P_{iso}$ and

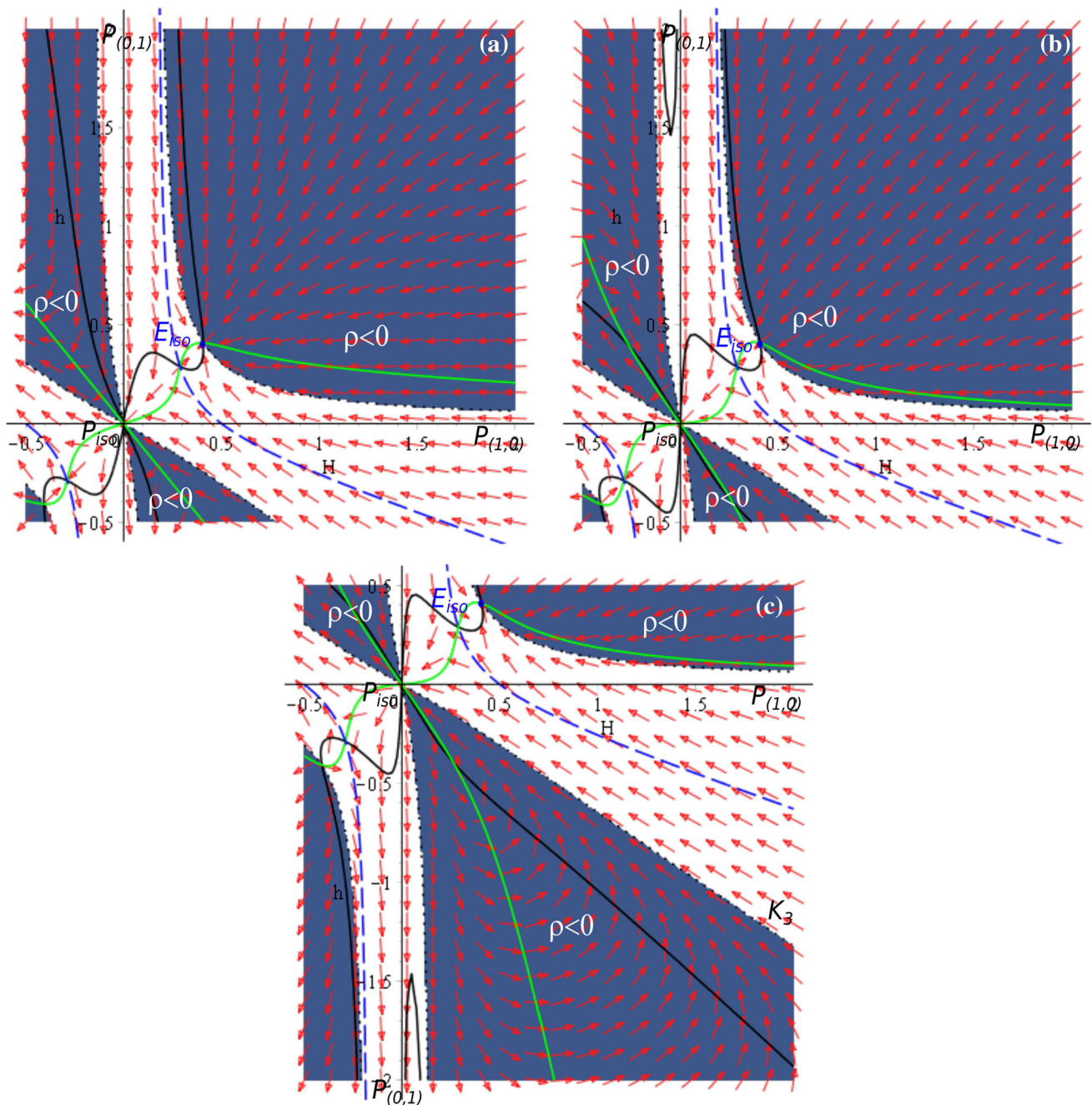


Fig. 9 Phase portraits for $D = 2\alpha < 0, \omega > 0$ case: focus on $h > 0$ regimes for $1/3 > \omega > 0$ on **a**, focus on $h > 0$ regimes for $\omega > 1/3$ on **b** and focus on $h < 0$ regimes for $\omega > 1/3$ on **c**. Dashed blue

line corresponds to the ρ_0 from (21). Dark blue area corresponds to the unphysical $\rho < 0$ initial conditions. Green curve points location of $\dot{h} = 0$ while black $-\dot{H} = 0$ (see the text for more details)

$P_{iso} \rightarrow P_{iso}$, but neither of them have realistic compactification; there are no nonstandard singularities for $\alpha > 0$. For $\alpha < 0$ situation changes – there are nonstandard singularities and so singular regimes emerge. Nonsingular regimes for $\alpha < 0$ include $P_{(0,1)} \rightarrow P_{iso}$ and $P_{(1,0)} \rightarrow E_{iso}$ and both of them exist only for $\omega < 1/3$; for $\omega > 1/3$ all regimes are singular (have nonstandard singularity as either past or

future asymptote or both). But despite the fact that there is a number of non-singular regimes, neither of them has realistic compactification, making $D = 1$ case degenerative in this sense.

The results for $D = 2$ somewhat opposite to $D = 1$: for instance, for $D = 1$ nonstandard singularities exist only for $\alpha < 0$ while for $D = 2$ they exist only for $\alpha > 0$. Also,

in $D = 1$ case nonstandard singularities are located on a fixed positions (straight lines) while in $D = 2$ they located along nontrivial curves. The $\alpha > 0$ cases has a lot of singular regimes, but there are three nonsingular: $P_{(1,0)} \rightarrow P_{iso}$ and $K_3 \rightarrow E_{3+2}$ for $\omega < 1/3$ and $P_{iso} \rightarrow P_{iso}$ for $\omega > 1/3$. Among them $K_3 \rightarrow E_{3+2}$ has realistic compactification – the only regime with realistic compactification discovered through the course of this paper. For $\alpha < 0$ all the regimes are nonsingular and they are the same for both $\omega > 1/3$ and $\omega < 1/3$: $P_{(0,1)} \rightarrow E_{iso}$, $P_{(0,1)} \rightarrow P_{iso}$, $P_{(1,0)} \rightarrow E_{iso}$ and $K_3 \rightarrow P_{iso}$; one can see that neither of them has realistic compactification.

In the course of the investigation we have faced a number of observations and issues which require additional discussion and we are going to do it now. First of all, one can note that in $D = 1$ and $\alpha > 0$, $D = 2$ there is a change of regimes while we cross $\omega = 1/3$, and mainly this involve past asymptote regimes. The reason behind it was several times mentioned in the course of the paper and now we want to explain it in detail. In [46] we have demonstrated that $\omega = 1/3$ is a critical value for the equation of state which separate two dynamically distinct cases in (pure) GB cosmology in the presence of the matter in form of perfect fluid – the cases of GB dominance and matter dominance. In particular, for $\omega < 1/3$ the past asymptote (high-energy) is GB-dominated while the future asymptote (low-energy) changes to matter-dominated. For $\omega > 1/3$ the situation is opposite – the past asymptote (high-energy) is matter-dominated while the future asymptote (low-energy) is GB-dominated. In [46] we clearly demonstrated that for $\omega > 1/3$ initial singularity is isotropic one (P_{iso}) while for $\omega < 1/3$ it is standard K_3 . The same way, for $\omega > 1/3$ late-time regime is K_3 while for $\omega < 1/3$ is isotropic power-law regime P_{iso} . But this situation cannot be directly applied to our case – we have EGB gravity so that the low-energy regime is governed by GR – in vacuum the regime should be K_1 but in the presence of matter it is P_{iso} . And these two P_{iso} are actually different – the former of the mentioned is P_{iso}^{GB} and it is governed by GB in the presence of matter while the latter is P_{iso}^{GR} – isotropic power-law expansion governed by GR in the presence of matter. Also, for GR, as we mentioned in [46], the critical equation of state in $\omega = 1$ which corresponds to Jacobs solution [67], and since we do not consider $\omega > 1$, for all ω under consideration the late-time asymptote (if nonsingular!) is P_{iso}^{GR} . From this explanation one can understand why only past (high-energy) asymptote is affected by the change of $\omega \gtrsim 1/3$. And well according to the results from [46], for $\omega > 1/3$ the past asymptote becomes P_{iso} in $D = 1$ and $\alpha > 0$, $D = 2$ cases. However, for $\alpha < 0$, $D = 2$ it is not the same and the next observation clarify the reason behind it.

The mentioned $\alpha < 0$, $D = 2$ case has another interesting feature – the maximal value for the density for a open range of the initial conditions ($H^2 > -1/(36\alpha)$). In all the other

cases – entire $D = 1$ as well as $\alpha > 0$, $D = 2$ – the value for the density is unbounded. In a sense, the situation is similar to the Λ -term cases [59, 62, 63], when the solution does not exist in a certain region of (H, Λ) for a given α . The reason both in the Λ -term cases and here is the same – certain quadratic equation has negative discriminant in this certain region. But in our case, as now we have more degrees of freedom, the situation is more complicated, and so the analogue is not direct.

Still, the maximal density exist for all $H^2 > -1/(36\alpha)$, reaching $\rho_0 \rightarrow \infty$ at $H \rightarrow \pm\infty$, so that formally at $H \rightarrow \infty$ the maximal density limit is lifted. But in reality it is not – indeed, any small violation from $H = \infty$ gives rise to $\rho_0 < \infty$ and so the matter-dominated regime would be destroyed. That is the reason we do not see it – due to limit on the maximal density it cannot be reached in EGB gravity. Still, in pure GB it formally exists (see [46]).

In the course of study we detected what we call constant-volume solution (CVS) – anisotropic exponential regime whose dimensions are expanding in a way so that the volume of the space is kept constant. In [50] we investigated this regime in great detail for the totally anisotropic flat (Bianchi-I-type) metrics. In the course of study we encountered CVS in Λ -term EGB case (see [59, 62, 63]), and there this regime is accessible (so that it could be initial or final asymptote for a trajectory) and has directional stability (see [63] for details). Unlikely the Λ -term case, in our current investigation CVS is inaccessible – it is a pole-like singular point on the phase space (see e.g. Fig. 3c); though, the solution itself formally exist and we derived it for each particular case. The reason behind this difference lies in different number of independent variables between vacuum and Λ -term cases (one independent variable) on one hand and the case with matter in form of perfect fluid (two independent variables) on the other hand. It seems that this additional bound in vacuum and Λ -term cases plays the crucial role, but formal in-depth investigation of this feature is required and we are going to perform it shortly.

Finally we can compare our results with those obtained in EGB vacuum and Λ -term cases. Indeed, formally assuming $\rho \rightarrow 0$ we should obtain the regimes from the vacuum case, but there could be deviations, considering possible changes as $\omega \gtrsim 1/3$. Also, for $\omega \rightarrow -1$ (assuming it is not singular!) we expect to recover Λ -term regimes, but only for $\Lambda > 0$, as with $\rho > 0$ we cannot recover AdS regimes. To perform the comparison, we use our previously obtained results for vacuum [58] and Λ -term [62, 63] regimes as well as their revision in [59].

So in $D = 1$ the vacuum regimes are [58, 59] $P_{(1,0)} \rightarrow K_1$ for $\alpha > 0$ and $P_{(1,0)} \rightarrow E_{iso}$, $nS \rightarrow E_{iso}$ and $nS \rightarrow K_1$ for $\alpha < 0$, starting from large H . Our results for $D = 1$, $\alpha > 0$ are presented in Fig. 1 and one can see that $\rho \rightarrow 0$ and $\omega < 1/3$ regimes would be $P_{(1,0)} \rightarrow P_{iso}$ – the same

past asymptote as in the vacuum case but different future asymptote. Indeed, for exact $\rho \equiv 0$ we would have K_1 but even tiny nonzero amount of matter destroy this regime turning it into P_{iso} eventually. For $\omega > 1/3$ the past asymptote is already matter-dominated so that it is P_{iso} (as already noted above, different from the low-energy P_{iso}) – neither of the regimes are the same as in the vacuum case. For $\alpha < 0$ and $\omega < 1/3$ the situation is the same – high-energy regimes in our case are the same as in the vacuum case while the low-energy regime is replaced with P_{iso} (see Figs. 2, 3a, b). For $\omega > 1/3$ the situation is also similar to that at $\alpha > 0$ – neither of the regimes are the same as in the vacuum case. So that the comparison of the vacuum and perfect fluid regimes for $D = 1$ reveals that for $\omega < 1/3$ the past asymptote is the same for both cases while the future asymptote is different; for $\omega > 1/3$ both asymptotes are different.

The structure of the regimes for $D = 1$ Λ -term case is more complicated [59,62]. For $\alpha > 0, \Lambda > 0$ the regimes are $P_{(1,0)} \rightarrow E_{iso}$ and $P_{(0,1)} \rightarrow E_{iso}$; the corresponding regimes could be derived from Fig. 1a. For $\omega \rightarrow -1$ the density would become constant and so P_{iso} could not be obtained and would be replaced with E_{iso} . This way, only past asymptotes are the same in both Λ -term and perfect fluid cases – similar to what we had previously from the comparison with vacuum cases. For $\alpha < 0, \Lambda > 0$ the situation is more complicated, as there are two subcases – $\alpha\Lambda \geq -3/2$. For $\alpha\Lambda < -3/2$ the Λ -term regimes are $P_{(0,1)} \rightarrow nS$ and $P_{(1,0)} \rightarrow nS$ and they both could be obtained in the perfect fluid case (see Fig. 2). For $\alpha\Lambda > -3/2$ the Λ -term regimes are $P_{(1,0)} \rightarrow E_{iso}^1, nS \rightarrow E_{iso}^1, nS \rightarrow E_{iso}^2$ and $P_{(0,1)} \rightarrow E_{iso}^2$. First two of them could easily be retrieved (see Fig. 2) but not the remaining two. The situation with them resemble the previous case when P_{iso} was replaced with isotropic exponential solution, so now it is the same but the isotropic exponential regime is different from the used in the first pair. So that for $\alpha\Lambda < -3/2$ both regimes are retrieved completely while for $\alpha\Lambda > -3/2$ we retrieve all but low-energy regimes – the same as for $\alpha > 0$.

The cases with $D = 2$ have more complicated structure; vacuum regimes [58,59] for $\alpha > 0$ are $P_{(1,0)} \rightarrow K_1$ for one and $K_3 \rightarrow E_{3+2} \leftarrow nS \rightarrow nS \leftarrow K_1$ for another branch. Comparing these regimes with those obtained with use of $\rho \rightarrow 0$ from Fig. 4c we can verify that all except the low-energy regime are the same; the low-energy regime K_1 is replaced with P_{iso} for the same reasons as discussed in the $D = 1$ case. The regimes in Fig. 5 are also the same but not in Fig. 6, so that we recover all regimes except low-energy one for $\omega < 1/3$ and recover neither for $\omega > 1/3$ – again, in agreement with $D = 1$ results.

The resulting regimes for $\alpha < 0, D = 2$ vacuum model are $K_3 \rightarrow K_1$ for one and $P_{(1,0)} \rightarrow E_{iso} \leftarrow nS$ with $K_1 \rightarrow nS$ for another branch. Similarly to $\alpha > 0$ case, some of the regimes could be easily retrieved: $K_3 \rightarrow K_1$ is

“transformed” into $K_3 \rightarrow P_{iso}; P_{(1,0)} \rightarrow E_{iso}$ is the same in both. Two remaining regimes are more difficult to link: K_1 is replaced with P_{iso} , but now there is change of direction – the vacuum regime $K_1 \rightarrow nS$ is replaced with $P_{(0,1)} \rightarrow P_{iso}$ – as we seen before, K_1 is replaced with P_{iso} , but here the direction of evolution also has been changed; nS is replaced with $P_{(0,1)}$. The same change happened with the remaining regime: $nS \rightarrow E_{iso}$ is replaced with $P_{(0,1)} \rightarrow E_{iso}$. So that, part of $D = 2$ vacuum regimes also could be obtained from perfect fluid approach, but with some changes, like mentioned $K_1 \rightarrow nS$ regime.

Finally let us connect $D = 2$ Λ -term regimes [59,62] with those obtained from the perfect fluid approach in the current paper. For $\Lambda > 0, \alpha > 0$ regimes for $D = 2$ have “fine structure” [62] – different sequence of regimes depending on $\alpha\Lambda \in [15/32; 1/2]$. We generally do not recover this fine structure; and the recovered regimes along $\rho = \text{const} \equiv \Lambda$ do not correspond to any particular $\alpha\Lambda$ from the Λ -term case. We can see the same two nonstandard singularities in both cases, but no exponential solutions in the perfect fluid case. Formally one could retrieve them, but their emergence would be quite nontrivial and cannot be described within perfect fluid approach. This could indicate the fundamental difference between Λ -term and perfect fluid cases.

The regimes for $\Lambda > 0, \alpha < 0$ are different for $\alpha\Lambda \geq -5/6$: for $\alpha\Lambda \geq -5/6$ there are two (one for exact equality) isotropic exponential solutions as future asymptotes while for $\alpha\Lambda < -5/6$ there are anisotropic exponential solutions. The past asymptotes $P_{(1,0)}$ and K_3 are recovered perfectly while nS are replaced with $P_{(0,1)}$ – similar to $\alpha > 0$ case. Of the future asymptotes, similar to the previous $\alpha > 0, D = 2$ Λ -term case, anisotropic exponential solutions cannot be recovered – for the same reasons. On the contrary, isotropic exponential solutions could, with the similar technics as in $D = 1$ Λ -term case (see above).

To conclude, vacuum regimes could be reconstructed from $\omega < 1/3$ perfect fluid regimes with some changes in the future asymptotes; $\omega > 1/3$ regimes have no connections with vacuum regimes. Λ -term regimes could be reconstructed only partially for $D = 1$ case; $D = 2$ case regimes are even less possible to reconstruct, in particular, Λ -term anisotropic exponential solutions could not be obtained from the perfect fluid approach.

6 Conclusions

In this paper we have described the regimes which emerge in $D = 1, 2$ (the number of extra dimensions) flat cosmological models in EGB gravity with the matter source in form of perfect fluid. The results of the investigation suggest that in $D = 1$ there are no regimes with realistic compactification while in $D = 2$ there is. It is the transition from high-energy

Kasner regime K_3 to exponential regime with expansion of three- and contraction of the remaining two-dimensional subspaces. It is very remarkable fact, as it could lead to a possible explanation of both the Dark Energy problem and features from effective string theory in the Early Universe within the same theory. Truth be told, we observed the late-time acceleration in both Λ -term and vacuum models; and if in the former of them accelerated expansion is not something amazing, in the latter it is, as in the GR accelerated expansion without any matter source is absent. Nevertheless, neither of these two could hardly describe the current state our Universe – we definitely observe existence of the ordinary matter. That is why the results of our current paper are important – we demonstrated that (at least in $D = 2$) the model with matter in form of perfect fluid and without Λ -term can have accelerated expansion phase at late times.

We shall proceed with the investigation of the same model in EGB but it higher dimensions, as well as to consider higher Lovelock contributions – this would give us answer on the question if this behavior is common and how much is it spread with respect to the parameters and initial conditions.

We have noted an interesting feature – in $\alpha < 0$, $D = 2$ case there exists maximal density for the matter, and due to this fact for $\omega > 1/3$ the past asymptote is GB-dominated, opposite to all other cases, where for $\omega > 1/3$ the past asymptote is matter-dominated. In higher-dimensional EGB cosmologies the structure of the branches would be even more complicated so that the dynamics could be even more interesting and there could be other unexpected features, which makes this case more interesting to consider.

Data Availability Statement This manuscript has no associated data or the data will not be deposited. [Authors' comment: This is theoretical paper and no external data was used to obtain the results. The results are also theoretical and could not be stored in a form different from the presented in a paper.]

Open Access This article is distributed under the terms of the Creative Commons Attribution 4.0 International License (<http://creativecommons.org/licenses/by/4.0/>), which permits unrestricted use, distribution, and reproduction in any medium, provided you give appropriate credit to the original author(s) and the source, provide a link to the Creative Commons license, and indicate if changes were made. Funded by SCOAP³.

References

- G. Nordström, Phys. Z. **15**, 504 (1914)
- G. Nordström, Ann. Phys. (Berlin) **347**, 533 (1913)
- T. Kaluza, Sit. Preuss. Akad. Wiss. **K1**, 966 (1921)
- O. Klein, Z. Phys. **37**, 895 (1926)
- O. Klein, Nature (London) **118**, 516 (1926)
- J. Scherk, J.H. Schwarz, Nucl. Phys. B **81**, 118 (1974)
- M.A. Virasoro, Phys. Rev. **177**, 2309 (1969)
- J.A. Shapiro, Phys. Lett. **33B**, 361 (1970)
- P. Candelas, G.T. Horowitz, A. Strominger, E. Witten, Nucl. Phys. B **258**, 46 (1985)
- D.J. Gross, J.A. Harvey, E. Martinec, R. Rohm, Phys. Rev. Lett. **54**, 502 (1985)
- B. Zwiebach, Phys. Lett. **156B**, 315 (1985)
- C. Lanczos, Z. Phys. **73**, 147 (1932)
- C. Lanczos, Ann. Math. **39**, 842 (1938)
- B. Zumino, Phys. Rep. **137**, 109 (1986)
- D. Lovelock, J. Math. Phys. (N.Y.) **12**, 498 (1971)
- F. Müller-Hoissen, Phys. Lett. **163B**, 106 (1985)
- N. Deruelle, L. Fariña-Busto, Phys. Rev. D **41**, 3696 (1990)
- F. Müller-Hoissen, Class. Quantum Gravity **3**, 665 (1986)
- S.A. Pavluchenko, Phys. Rev. D **80**, 107501 (2009)
- G.A. Mena Marugán, Phys. Rev. D **46**, 4340 (1992)
- E. Elizalde, A.N. Makarenko, V.V. Obukhov, K.E. Osetrin, A.E. Filippov, Phys. Lett. B **644**, 1 (2007)
- K.I. Maeda, N. Ohta, Phys. Rev. D **71**, 063520 (2005)
- K.I. Maeda, N. Ohta, JHEP **1406**, 095 (2014)
- J.T. Wheeler, Nucl. Phys. B **268**, 737 (1986)
- T. Torii, H. Maeda, Phys. Rev. D **71**, 124002 (2005)
- T. Torii, H. Maeda, Phys. Rev. D **72**, 064007 (2005)
- Sh Nojiri, S.D. Odintsov, Phys. Lett. B **521**, 87 (2001)
- Sh Nojiri, S.D. Odintsov, IBID **B542**, 301 (2002)
- Sh Nojiri, S.D. Odintsov, S. Ogushi, Int. J. Mod. Phys. A **17**, 4809 (2002)
- M. Cvetič, Sh Nojiri, S.D. Odintsov, Nucl. Phys. B **628**, 295 (2002)
- R.G. Cai, Phys. Rev. D **65**, 084014 (2002)
- D.G. Boulware, S. Deser, Phys. Rev. Lett. **55**, 2656 (1985)
- D.L. Wilshire, Phys. Lett. B **169**, 36 (1986)
- R.G. Cai, Phys. Lett. **582**, 237 (2004)
- J. Grain, A. Barrau, P. Kanti, Phys. Rev. D **72**, 104016 (2005)
- R.G. Cai, N. Ohta, Phys. Rev. D **74**, 064001 (2006)
- X.O. Camanho, J.D. Edelstein, Class. Quantum Gravity **30**, 035009 (2013)
- H. Maeda, Phys. Rev. D **73**, 104004 (2006)
- M. Nozawa, H. Maeda, Class. Quantum Gravity **23**, 1779 (2006)
- H. Maeda, Class. Quantum Gravity **23**, 2155 (2006)
- M.H. Dehghani, N. Farhangkhal, Phys. Rev. D **78**, 064015 (2008)
- N. Deruelle, Nucl. Phys. B **327**, 253 (1989)
- S.A. Pavluchenko, A.V. Toporensky, Mod. Phys. Lett. A **24**, 513 (2009)
- S.A. Pavluchenko, Phys. Rev. D **82**, 104021 (2010)
- V. Ivashchuk, Int. J. Geom. Methods Mod. Phys. **07**, 797 (2010). [arXiv:0910.3426](https://arxiv.org/abs/0910.3426)
- I.V. Kirnos, A.N. Makarenko, S.A. Pavluchenko, A.V. Toporensky, Gen. Relativ. Gravit. **42**, 2633 (2010)
- H. Ishihara, Phys. Lett. B **179**, 217 (1986)
- I.V. Kirnos, S.A. Pavluchenko, A.V. Toporensky, Gravit. Cosmol. **16**, 274 (2010). [arXiv:1002.4488](https://arxiv.org/abs/1002.4488)
- D. Chirkov, S. Pavluchenko, A. Toporensky, Mod. Phys. Lett. A **29**, 1450093 (2014). [arXiv:1401.2962](https://arxiv.org/abs/1401.2962)
- D. Chirkov, S. Pavluchenko, A. Toporensky, Gen. Relativ. Gravit. **46**, 1799 (2014). [arXiv:1403.4625](https://arxiv.org/abs/1403.4625)
- S.A. Pavluchenko, A.V. Toporensky, Gravit. Cosmol. **20**, 127 (2014). [arXiv:1212.1386](https://arxiv.org/abs/1212.1386)
- D. Chirkov, S. Pavluchenko, A. Toporensky, Gen. Relativ. Gravit. **47**, 137 (2015). [arXiv:1501.04360](https://arxiv.org/abs/1501.04360)
- S.A. Pavluchenko, Phys. Rev. D **92**, 104017 (2015)
- V.D. Ivashchuk, Eur. Phys. J. C **76**, 431 (2016)
- F. Canfora, A. Giacomini, S.A. Pavluchenko, Phys. Rev. D **88**, 064044 (2013)
- F. Canfora, A. Giacomini, S.A. Pavluchenko, Gen. Relativ. Gravit. **46**, 1805 (2014)
- F. Canfora, A. Giacomini, S.A. Pavluchenko, A. Toporensky, Gravit. Cosmol. **24**, 28 (2018)
- S.A. Pavluchenko, Phys. Rev. D **94**, 024046 (2016)

59. S.A. Pavluchenko, *Particles* **1**, 36 (2018). [[arXiv:1803.01887](https://arxiv.org/abs/1803.01887)]
60. S.A. Pavluchenko, *Eur. Phys. J. C* **78**, 551 (2018)
61. S.A. Pavluchenko, *Eur. Phys. J. C* **78**, 611 (2018)
62. S.A. Pavluchenko, *Phys. Rev. D* **94**, 084019 (2016)
63. S.A. Pavluchenko, *Eur. Phys. J. C* **77**, 503 (2017)
64. S.A. Pavluchenko, A.V. Toporensky, *Eur. Phys. J. C* **78**, 373 (2018)
65. S.A. Pavluchenko, *Phys. Rev. D* **67**, 103518 (2003)
66. S.A. Pavluchenko, *Phys. Rev. D* **69**, 021301 (2004)
67. K. Jacobs, *Astrophys. J.* **153**, 661 (1968)
68. E. Kasner, *Am. J. Math.* **43**, 217 (1921)
69. A.H. Taub, *Ann. Math.* **53**, 472 (1951)
70. F.J. Tipler, *Phys. Lett. A* **64**, 8 (1977)
71. T. Kitaura, J.T. Wheeler, *Nucl. Phys. B* **355**, 250 (1991)
72. T. Kitaura, J.T. Wheeler, *Phys. Rev. D* **48**, 667 (1993)