

Charmed hadrons from coalescence plus fragmentation in relativistic nucleus-nucleus collisions at RHIC and LHC

S. Plumari^{1,a}, V. Minissale^{1,2}, S. K. Das^{1,3}, G. Coci^{1,2}, V. Greco^{1,2}

¹ Department of Physics and Astronomy, University of Catania, Via S. Sofia 64, 95125 Catania, Italy

² Laboratori Nazionali del Sud, INFN-LNS, Via S. Sofia 62, 95123 Catania, Italy

³ School of Nuclear Science and Technology, Lanzhou University, 730000 Lanzhou, China

Received: 18 December 2017 / Accepted: 21 April 2018 / Published online: 28 April 2018
© The Author(s) 2018

Abstract In a coalescence plus fragmentation approach we calculate the heavy baryon/meson ratio and the p_T spectra of charmed hadrons D^0 , D_s and Λ_c^+ in a wide range of transverse momentum from low p_T up to about 10 GeV and discuss their ratios from RHIC to LHC energies without any change of the coalescence parameters. We have included the contribution from decays of heavy hadron resonances and also the one due to fragmentation of heavy quarks which do not undergo the coalescence process. The coalescence process is tuned to have all charm quarks hadronizing in the $p_T \rightarrow 0$ limit and at finite p_T charm quarks not undergoing coalescence are hadronized by independent fragmentation. The p_T dependence of the baryon/meson ratios are found to be sensitive to the masses of coalescing quarks, in particular the Λ_c/D^0 can reach values of about $1 \div 1.5$ at $p_T \approx 3$ GeV, or larger, similarly to the light baryon/meson ratio like p/π and Λ/K , however a marked difference is a quite weak p_T dependence with respect to the light case, such that a larger value at intermediate p_T implies a relatively large value also for the integrated yields. A comparison with other coalescence model and with the prediction of thermal model is discussed.

1 Introduction

Ultra-relativistic heavy ion collisions at Large Hadron Collider (LHC) and at Relativistic Heavy-Ion Collider (RHIC) have been designed to reach a new state of matter composed of a strongly interacting plasma of deconfined quark and gluons, the so called Quark-Gluon Plasma (QGP). Such a form of matter should have permeated the early universe in the first microseconds during its expansion [1], and it is still an open compelling question what was the role of unknown new

physics interactions on the stability condition that allowed the universe itself to evolve into such a state [2–4].

The matter created on Earth at RHIC and LHC have revealed many interesting and surprising phenomena such as strong collective flows of the final state particle suggesting that the system created behaves like an almost perfect fluid with a very small shear viscosity to entropy density ratio as suggested by different theoretical calculations [5–10]. The bulk properties of the matter created are governed by the light quarks and gluons while heavy quarks like charm or bottom quarks are useful probes of the QGP properties [11–26]. In their final state the charm quarks appear as constituent of charmed hadrons mainly D mesons and Λ_c , Σ_c baryons.

The experimental advances in the study not only of heavy mesons like D mesons but also of Λ_c baryons are important in order to have a new insight in understanding the hadronization mechanism in the QGP. Indeed at the energy of LHC and RHIC even in p+p collisions the available experimental data are poor and a clear understanding of the hadronization mechanism is missing. In AA collisions a systematic study of the baryon over meson ratio for different species from light to heavy flavor can permit to shed light on the underlying microscopic hadronization mechanism. For light and strange hadrons there is an enhancement of the baryon over meson ratio compared to the one for p+p collision is seen [27–31]. In particular it has been found that this ratio in nucleus-nucleus collision has a shape with a peak around $p_T \simeq 3$ GeV with p/π^+ , \bar{p}/π^- and Λ/K^0 about 1 which is a factor 3 larger with respect to the one in p+p collisions. Recent experimental results from STAR collaboration have shown that a similar value of the baryon/meson ratio is expected in the heavy flavor sector [32–34]. In particular the experimental data in 10 – 60% central Au + Au collisions have shown a $\Lambda_c/D^0 \simeq 1.3 \pm 0.5$ for $3 < p_T < 6$ GeV which is a very large enhancement compared to the value predicted by the charm hadron fragmentation ratio or by the PYTHIA for p+p

^a e-mail: salvatore.plumari@ct.infn.it

collisions [35,36]. Also such a ratio is quite larger than the predictions for the integrated yield within the the statistical hadronization model (SHM) where $\Lambda_c/D^0 \simeq 0.25 - 0.3$ [37–39].

The idea of the coalescence model comes from the fact that comoving partons in the quark-gluon plasma combine their transverse momentum to produce a final-state meson or baryon with higher transverse momentum and it was initially suggested in Refs. [27–29,40,41]. In these first papers on quark coalescence, the mechanism is applied to explain successfully the different p_T spectra and the splitting of elliptic flow in a meson and a baryon branch. Afterwards, the quark coalescence model has been extended to include finite width that take into account for off-shell effects which allow to include the constraint of energy conservation [42–44]. More recently it has been extended to LHC energies, including more resonances and correctly describing the spectra of main light hadrons like π , K , p , ϕ , Λ and in particular the baryon-to-meson ratios [31].

In the heavy quark sector, in particular for charm flavour there has been a even more general consensus on the key role of an hadronization by coalescence to correctly predict the p_T spectra and the v_2 of D mesons [45–49]. Instead only few studies have investigated the modification of the relative abundance of the different heavy hadron species produced. In particular this can manifest in a baryon-to-meson enhancement for charmed hadrons. Large value for Λ_c/D^0 due to coalescence was first suggested in [50,51] where, based on di-quark or three-quark coalescence mechanism with full thermalized charm quarks, the predicted Λ_c/D^0 ratio is found to be comparable to the recent experimental data by STAR. Other predictions with lower values at intermediate p_T , $\Lambda_c/D^0 \approx 0.4$, were presented by some of the authors in Refs. [52,53]. In the following, and in particular in Sect. 6, we aim also at clarifying the reasons behind such different predictions.

In this paper, we employ the covariant coalescence approach developed in [29,31] which is based on the phase-space quark coalescence as done in [28,40]. We solve the multidimensional integral in the coalescence formula by a Monte Carlo approach including a 3D geometry of the fireball. In this approach a radial flow correlation in the partonic spectra is included and a charm distribution function in p_T from realistic simulation of heavy-ion collision have been considered [17].

We calculate the transverse momentum spectra of D mesons and Λ_c and the p_T dependence of the baryon over meson ratio with coalescence and fragmentation. In addition to the direct formation of D mesons and Λ_c we have also included the main contribution from first excited states. In particular we have considered the decay of D^* mesons for D^0 production and Σ_c and Σ_c^* baryon decays for Λ_c production.

This paper is organized as follows. In Sect. 2, we introduce the general formalism of the covariant coalescence model used in this work for both light and heavy quarks. In particular, we discuss how the width parameters in the Wigner function have been fixed and the numerical method used to solve the coalescence integrals. In Sect. 3, we discuss the hadronization by fragmentation and how in our model we include both hadronization by fragmentation and coalescence. In Sect. 5 we use a simple thermal model to show the role of heavy hadron resonances in the Λ_c/D^0 ratio. How fireball size, mini-jets and the quark-gluon plasma partons are determined is described in Sect. 4. In Sect. 6 results for the transverse momentum spectra of D mesons and Λ_c baryons obtained from the coalescence model and the p_T dependence of the baryon/meson ratio have been described for RHIC energy. Also a direct comparison between the present approach and the one in [51] is presented. In Sect. 7 for LHC energy. Finally, we conclude in Sect. 8 with a summary of the present work.

2 Coalescence model

We start this section by recalling the basic elements of the coalescence model developed in [28,29,40,49] and based on the Wigner formalism that in its original version was developed for nucleon coalescence [54]. The momentum spectrum of hadrons formed by coalescence of quarks can be written as:

$$\frac{dN_H}{dyd^2P_T} = g_H \int \prod_{i=1}^n \frac{d^3p_i}{(2\pi)^3 E_i} p_i \cdot d\sigma_i f_{q_i}(x_i, p_i) \times f_H(x_1 \cdots x_n, p_1 \cdots p_n) \delta^{(2)}\left(P_T - \sum_{i=1}^n p_{T,i}\right), \quad (1)$$

where $d\sigma_i$ denotes an element of a space-like hypersurface, g_H is the statistical factor to form a colorless hadron from quarks and antiquarks with spin 1/2 while f_{q_i} are the quark (anti-quark) phase-space distribution functions for i -th quark (anti-quark). Finally $f_H(x_1 \cdots x_n, p_1 \cdots p_n)$ is the Wigner function and describes the spatial and momentum distribution of quarks in a hadron and can be, generally, directly related to the hadron wave function. For $n = 2$ Eq. 1 describes meson formation, while for $n = 3$ the baryon one. For D mesons considering the spin, color and flavor statistical factors giving the probability that n random quarks have the right colour, spin, isospin matching the quantum number of the considered hadron, for D meson the factor is $g_D = 1/36$. For baryons considered in present study, i.e. Λ_c the statistical factors is $g_\Lambda = 1/108$.

Following the Ref. [49,51] we adopt for the Wigner distribution function a Gaussian shape in space and momentum,

$$f_M(x_1, x_2; p_1, p_2) = A_W \exp\left(-\frac{x_{r1}^2}{\sigma_r^2} - p_{r1}^2 \sigma_r^2\right), \tag{2}$$

where the 4-vectors for the relative coordinates in space and momentum x_{r1} and p_{r1} are related to the quark coordinate in space and momentum by the Jacobian transformations:

$$\begin{aligned} x_{r1} &= x_1 - x_2 \\ p_{r1} &= \frac{m_2 p_1 - m_1 p_2}{m_1 + m_2}. \end{aligned} \tag{3}$$

In Eqs. (2) and (5) A_W is a normalization constant fixed to guarantee that in the limit $p \rightarrow 0$ we have all the charm hadronizing. While σ_r is the covariant width parameter, it can be related to the oscillator frequency ω by $\sigma = 1/\sqrt{\mu\omega}$ where $\mu = (m_1 m_2)/(m_1 + m_2)$ is the reduced mass. The width of f_M is linked to the size of the hadron and in particular to the root mean square charge radius of the meson by

$$\begin{aligned} \langle r^2 \rangle_{ch} &= Q_1 \langle (x_1 - X_{cm})^2 \rangle + Q_2 \langle (x_2 - X_{cm})^2 \rangle \\ &= \frac{3}{2} \frac{Q_1 m_2^2 + Q_2 m_1^2}{(m_1 + m_2)^2} \sigma_r^2, \end{aligned} \tag{4}$$

with Q_i the charge of the i -th quark and the center-of-mass coordinate calculated as $X_{cm} = \sum_{i=1}^2 m_i x_i / \sum_{i=1}^2 m_i$.

For a baryon we have a similar Wigner function expressed in term of the appropriate relative coordinates:

$$\begin{aligned} f_B &= A_W \exp\left(-\frac{x_{r1}^2}{\sigma_{r1}^2} - p_{r1}^2 \sigma_{r1}^2\right) \\ &\times A_W \exp\left(-\frac{x_{r2}^2}{\sigma_{r2}^2} - p_{r2}^2 \sigma_{r2}^2\right), \end{aligned} \tag{5}$$

where the 4-vectors for the relative coordinates x_{r1} and p_{r1} are the same as in Eq. (3) while x_{r2} and p_{r2} are given by the Jacobian transformations::

$$\begin{aligned} x_{r2} &= \frac{m_1 x_1 + m_2 x_2}{m_1 + m_2} - x_3 \\ p_{r2} &= \frac{m_3(p_1 + p_2) - (m_1 + m_2)p_3}{m_1 + m_2 + m_3}. \end{aligned} \tag{6}$$

With the normalization factor given by A_W . The width parameters σ_{ri} are given by $\sigma_{ri} = 1/\sqrt{\mu_i \omega}$ where μ_i are the reduced masses

$$\mu_1 = \frac{m_1 m_2}{m_1 + m_2}, \quad \mu_2 = \frac{(m_1 + m_2) m_3}{m_1 + m_2 + m_3}. \tag{7}$$

In a similar way to the mesons, the oscillator frequency can be related to the root mean square charge radius of the baryons by

$$\begin{aligned} \langle r^2 \rangle_{ch} &= \sum_{i=1}^3 Q_i \langle (x_i - X_{cm})^2 \rangle = \frac{3}{2} \frac{m_2^2 Q_1 + m_1^2 Q_2}{(m_1 + m_2)^2} \sigma_{r1}^2 \\ &+ \frac{3}{2} \frac{m_3^2 (Q_1 + Q_2) + (m_1 + m_2)^2 Q_3}{(m_1 + m_2 + m_3)^2} \sigma_{r2}^2. \end{aligned} \tag{8}$$

The width parameters $\sigma_{r1,2}$ in the Wigner functions for mesons and baryons should depend on the hadron species and can be calculated from the charge radius of the hadrons according to quark model [55,56]. This will be our main choice even if we will discuss what is the effect of other choices like in [52] and in [51]. In particular in [31] by some of the present author a different choice was made and will be discussed together with all the results shown in Fig. 5.

We note that the Wigner function for the D mesons has only one parameter σ_r that we fix in order to have the mean square charge radius of D^+ meson $\langle r^2 \rangle_{ch} = 0.184 \text{ fm}^2$ corresponding to a $\sigma_p = \sigma_r^{-1} = 0.283 \text{ GeV}$. For Λ_c^+ the widths are fixed by the mean square charge radius of Λ_c^+ which is given by $\langle r^2 \rangle_{ch} = 0.15 \text{ fm}^2$. Notice that also for baryons there is only one free parameter, because the two widths are related by the oscillatory frequency ω through the reduced masses $\sigma_{pi} = \sigma_{ri}^{-1} = 1/\sqrt{\mu_i \omega}$. The corresponding widths are $\sigma_{p1} = 0.18 \text{ GeV}$ and $\sigma_{p2} = 0.342 \text{ GeV}$.

Numerically, the multi-dimensional integrals in the coalescence formula are evaluated by the Monte-Carlo method shown in [29]. We introduce a large number of test partons with uniform distribution in the transverse plane and rapidity y_z , then in momentum space we associate a probability $P_q(i)$ to the i -th test parton with momentum $\mathbf{p}_T(i)$, proportionally to the parton momentum distribution at \mathbf{p}_T . The proportionality is given by a constant that normalize the sum of all parton probabilities to the total parton number.

Once normalized, using test partons, the coalescence formulas for mesons can be re-written as

$$\begin{aligned} \frac{dN_M}{d^2 \mathbf{p}_T} &= g_M \sum_{i,j} P_q(i) P_{\bar{q}}(j) \delta^{(2)}(\mathbf{p}_T - \mathbf{p}_{iT} - \mathbf{p}_{jT}) \\ &\times f_M(x_i, x_j; p_i, p_j), \end{aligned} \tag{9}$$

and for baryons can be re-written as

$$\begin{aligned} \frac{dN_B}{d^2 \mathbf{p}_T} &= g_B \sum_{i \neq j \neq k} P_q(i) P_q(j) P_q(k) \\ &\times \delta^{(2)}(\mathbf{p}_T - \mathbf{p}_{iT} - \mathbf{p}_{jT} - \mathbf{p}_{kT}) \\ &\times f_B(x_i, x_j, x_k; p_i, p_j, p_k). \end{aligned} \tag{10}$$

Therefore, above, $P_q(i)$ and $P_{\bar{q}}(j)$ are probabilities carried by i -th test quark and j -th test antiquark with the condition that $\sum_i P_q(i) \delta^{(2)}(\mathbf{p}_T - \mathbf{p}_{iT}) = dN_q/d^2 \mathbf{p}_T$ and $\sum_j P_{\bar{q}}(j) \delta^{(2)}(\mathbf{p}_T - \mathbf{p}_{jT}) = dN_{\bar{q}}/d^2 \mathbf{p}_T$. The advantage of this Monte-Carlo method is that it allows to treat the coalescence of high momentum particles with similar statistics as the one at low momentum.

3 Fragmentation

The approach of hadronization discussed in this paper is based on a coalescence plus fragmentation modeling. As it has been clarified in Refs. [29,30,40] at increasing p_T the probability to coalescence decreases and eventually the standard independent fragmentation takes over. In order to describe correctly the transition to the high momentum regime it is, therefore, necessary to include also the contribution from the fragmentation. For the light quarks this is done by employing parton momentum distribution that at high $p_T > p_0 \sim 3 \text{ GeV}$ is evaluated in next-to-leading order (NLO) in a pQCD scheme. However in nucleus-nucleus collisions one must include also the modification due to the jet quenching mechanism [57,58]. While the heavy-quark momentum spectra for both RHIC and LHC have been taken in accordance with the charm distribution in $p + p$ collisions within the Fixed Order + Next-to-Leading Log (FONLL), as given in Refs. [59,60].

We compute the coalescence probability P_{coal} for each charm quark. P_{coal} is the probability that a charm quark with transverse momentum p_T hadronize in a meson or a baryon according to the coalescence mechanism. The overall normalization factor is determined by requiring the total recombination probability for a charm to be 1 for a zero-momentum heavy quark. This is done including the main heavy flavor meson and baryon channels listed in Tables 4 and 5.

We notice that this choice, often considered by several groups, implies that the normalization factor A_w in Eqs. 2 and 5 is a factor of 2.4 larger than the value of 8 coming from the normalization to unity of the gaussian Wigner function. Such enhancement expected to take into account the enforcing of confinement by coalescence at vanishing momentum is nearly independent from the collisions energy, increasing by only 7% at RHIC with respect to LHC.

From the coalescence probability we can assign a probability of fragmentation as $P_{frag}(p_T) = 1 - P_{coal}(p_T)$ ($P_{frag}(p_T) = P_c(p_T) - P_{coal}(p_T)$). Therefore, the charm distribution function undergoing fragmentation, see Eq. (11), is evaluated convoluting the momentum distribution of heavy quarks which do not undergo to coalescence, and is indicated as $dN_{frag}/d^2 p_T dy$.

The hadron momentum spectra from the charm spectrum is given by:

$$\frac{dN_{had}}{d^2 p_T dy} = \sum \int dz \frac{dN_{frag}}{d^2 p_T dy} \frac{D_{had/c}(z, Q^2)}{z^2}, \quad (11)$$

where $z = p_{had}/p_c$ is the fraction of minijet momentum carried by the hadron and $Q^2 = (p_{had}/2z)^2$ is the momentum scale for the fragmentation process. For D and Λ_c^+ as $D_{had/c}(z, Q^2)$ we employ the Peterson fragmentation

function [61]

$$D_{had}(z) \propto 1/\left[z \left[1 - \frac{1}{z} - \frac{\epsilon_c}{1-z}\right]^2\right], \quad (12)$$

where ϵ_c is a free parameter to fix the shape of the fragmentation function. For mesons the ϵ_c parameter is determined assuring that the experimental data on D mesons production in $p + p$ collisions are well described by a fragmentation hadronization mechanism. The value it has been fixed to $\epsilon_c = 0.006$ as discussed in [17]. In the absence of the $p + p$ data for the Λ_c at RHIC and LHC energies, in this work we use the $e^- + e^+$ annihilation data to fix the shape of the fragmentation function which gives an $\epsilon_c = 0.02$ which is larger than the D meson as done in [53]. The Λ_c/D^0 ratio is fixed to be about 0.1 in agreement with the $e^+ + e^-$ analysis presented in [35]. However we will also explore the impact of higher values of the ratio at the end of Sect. 6.

4 Fireball and parton distributions

In this paper, we consider the systems created at RHIC in Au+Au collisions at $\sqrt{s_{NN}} = 200 \text{ GeV}$ and at LHC in Pb+Pb collisions at $\sqrt{s_{NN}} = 2.76 \text{ TeV}$. Our coalescence approach is based on a fireball where the bulk of particles is a thermalized system of gluons and u, d, s quarks and anti-quarks. For the bulk properties we employ exactly the same settings that have been already fixed to describe the spectra of light hadrons in Ref. [31], where at $\tau = 7.8 \text{ fm}/c$, for LHC, and $\tau = 4.5 \text{ fm}/c$, for RHIC, the system has a temperature of $T_C = 165 \text{ MeV}$, which is about the temperature for the cross-over transition in realistic lattice QCD calculation [62].

The longitudinal momentum distribution is assumed to be boost-invariant in the range $y \in (-0.5, +0.5)$. To take into account for the quark-gluon plasma collective flow, we assume for the partons a radial flow profile as $\beta_T(r_T) = \beta_{max} \frac{r_T}{R}$, where R is the transverse radius of the fireball. For partons at low transverse momentum, $p_T < 2 \text{ GeV}$, hence we consider a thermal distribution

$$\frac{dN_{q,\bar{q}}}{d^2 r_T d^2 p_T} = \frac{g_{q,\bar{q}} \tau m_T}{(2\pi)^3} \exp\left(-\frac{\gamma_T(m_T - p_T \cdot \beta_T \mp \mu_q)}{T}\right), \quad (13)$$

where $g_q = g_{\bar{q}} = 6$ are the spin-color degeneracy of light quarks and antiquarks, and the minus and plus signs are for quarks and antiquarks, respectively. While m_T is the transverse mass $m_T = \sqrt{p_T^2 + m_{q,\bar{q}}^2}$. For partons at high transverse momentum, $p_T > 2.5 \text{ GeV}$, we consider the minijets that have undergone the jet quenching mechanism. Such a parton distribution can be obtained from pQCD calculations. As in Ref. [29] we have considered the initial p_T distribu-

Table 1 Parameters for minijet parton distributions at mid-rapidity from Au+Au collisions at $\sqrt{s_{NN}} = 200$ GeV

	A [1/GeV ²]	B [GeV]	n
g	3.18×10^4	0.5	7.11
u, d	9.79×10^3	0.5	6.84
\bar{u}, \bar{d}	1.89×10^4	0.5	7.59
s	6.51×10^3	0.5	7.36
\bar{s}	8.02×10^3	0.5	7.57

tion according to the pQCD and the thickness function of the Glauber model to go from pp collisions to AA ones. Then we have quenched the spectra with the modelling as in Ref. [63] to reproduce the p_T spectrum of pions as observed experimentally at $p_T \sim 8 - 10$ GeV. These parton spectra can be parametrized at RHIC as

$$\frac{dN_{jet}}{d^2 p_T} = A \left(\frac{B}{B + p_T} \right)^n \tag{14}$$

These parametrization are the same used in [27, 29] with the values given in the Table 1, while in Table 2 are shown the parameters used for the parametrization at LHC energies that is given by

$$\frac{dN_{jet}}{d^2 p_T} = A_1 \left[1 + \left(\frac{p_T}{A_2} \right)^2 \right]^{-A_3} + A_4 \left[1 + \left(\frac{p_T}{A_5} \right)^2 \right]^{-A_6} \tag{15}$$

For heavy quarks we use the transverse momentum distribution obtained by solving the relativistic Boltzmann equation [17] giving a good description of R_{AA} and v_2 of D mesons. They can be parametrized at RHIC and at LHC as

$$\frac{dN_c}{d^2 p_T} = \begin{cases} a_0 \exp[-a_1 p_T^{a_2}] & p_T \leq p_0 \\ a_0 \exp[-a_1 p_T^{a_2}] + a_3 (1 + p_T^{a_4})^{-a_5} & p_T \geq p_0 \end{cases}$$

where $p_0 = 1.85$ GeV and the parameters are given in Table 3. The number of heavy quark is estimated to be $dN_c/dy \simeq 2$ at RHIC and $dN_c/dy \simeq 15$ at LHC, in agreement with the energy dependence of charm production cross section [64]. In the following calculation the charm quark mass used is $m_c = 1.3$ GeV.

Once that all the fireball parameters and widths have been set, it is possible to evaluate the coalescence probability. In Fig. 1 is shown the coalescence probabilities for charm quarks as a function of the charm momentum, it is a decreasing function of p_T . This means that, at low momentum, charm quarks are more probable to hadronize through coalescence with light partons from the thermalized medium, while at high p_T the fragmentation becomes to be the dominant mechanism for charm hadronization. On the other hand,

Table 2 Parameters for minijet parton distributions at mid-rapidity from Pb+Pb collisions at $\sqrt{s_{NN}} = 2.76$ TeV

	A ₁	A ₂	A ₃	A ₄	A ₅	A ₆
g	23.46	4.84	8.08	2.78	2.79	2.31
u, d	24.68	5.11	8.01	0.55	5.65	2.56
\bar{u}, \bar{d}	23.12	5.05	8.21	0.57	5.62	2.58
s	24.14	5.11	8.01	0.55	5.65	2.56
\bar{s}	23.12	5.00	8.31	0.57	5.62	2.61

Table 3 Parameters for charm distributions at mid-rapidity for Au+Au collisions at $\sqrt{s_{NN}} = 200$ GeV and Pb+Pb collisions at $\sqrt{s_{NN}} = 2.76$ ATeV

	a_0	a_1	a_2	a_3	a_4	a_5
RHIC						
$p_T \leq p_0$	0.69	1.22	1.57			
$p_T \geq p_0$	1.08	3.04	0.71	3.79	2.02	3.48
LHC						
$p_T \leq p_0$	1.97	0.35	2.47			
$p_T \geq p_0$	7.95	3.49	3.59	87335	0.5	14.31

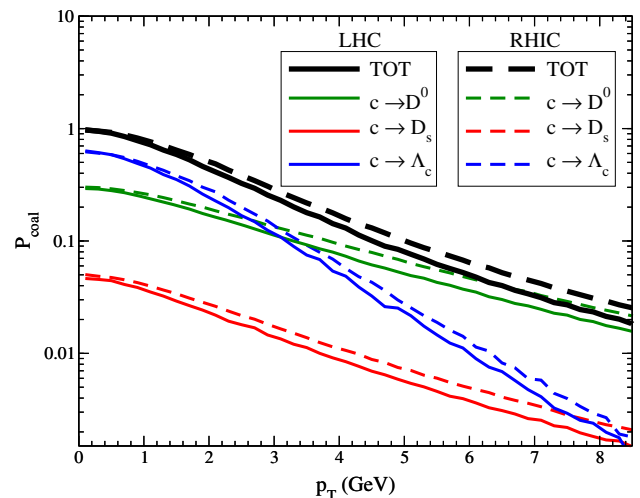


Fig. 1 The coalescence probabilities for charm quarks as a function of the transverse momentum. The solid lines refer to the case at LHC energies while dashed lines are for the case at RHIC energies. Green, red and blue lines are the coalescence probabilities to produce D^0 , D_s and Λ_c respectively. Black lines are the probabilities that a charm hadronize by coalescence in heavy meson or baryon

if an heavy quark is selected to fragment, based on the probability obtained subtracting the coalescence probability from the initial charm spectrum, its fragmentation is implemented by Eq. (11). Furthermore, has been considered that a charm quark has different fragmentation fraction into specific final charm hadron channels, as in Ref. [35].

The comparison between the different coalescence probabilities in Fig. 1 shows that a charm at high p_T ($p_T \geq 3$ GeV) has a small probability to hadronize in Λ_c by coalescence

instead of recombine with a single light quark to form a D^0 meson. We notice that, at low momenta, having a coalescence probability for Λ_c even larger than for D^0 is a quite peculiar feature of the coalescence mechanism that we expect to lead to large values of the Λ_c/D^0 ratio, as we will discuss in Sects. 6 and 7.

5 The thermal model

Measurements of the fragmentation of charm quarks into different hadrons (D^0, D^+, D_s^+ mesons and Λ_c) performed in deep inelastic scattering in $e^\pm p, pp$ and e^+e^- collisions support the hypothesis that fragmentation is independent of the specific production process [35]. Averages of the fragmentation fractions with a significantly reduced uncertainties have been obtained. These measurements lead to the particle ratios

$$\left. \frac{D_s^+}{D^0} \right|_{pp, e^+e^-} \simeq 0.13; \quad \left. \frac{\Lambda_c}{D^0} \right|_{pp, e^+e^-} \simeq 0.1$$

In the presence of the QGP medium a modification of the charm-quark hadronization is expected. In the framework of the thermal or statistical hadronization models, the p_T -integrated ratios of D-meson abundances, were expected to be $D_s^+/D^0 \simeq 0.39$ which is larger by a factor of about three with respect to the values measured for pp and e^+e^- collisions. While the estimated value for charmed baryon to meson ratio of about $\Lambda_c/D^0 \simeq 0.25$ [37,38,65], is about a factor two larger with respect to pp and e^+e^- collisions according to Ref. [35].

In a simplified version of the thermal model one assumes that, in relativistic heavy ion collisions, charmed and bottom hadrons are produced during hadronization of the quark-gluon plasma, and that they are both in thermal equilibrium at the phase transition temperature T_C . Therefore one can assume a thermal distribution. Assuming longitudinal boost invariance and neglecting the radial flow, the particle production at mid-rapidity approximately can be written as

$$\frac{dN_H}{dy p_T dp_T} = \frac{gV}{2\pi^2} m_T K_1(m_T/T_C), \tag{16}$$

where K_n are the modified Bessel functions. Furthermore by integrating with respect to the transverse momentum one can get the total number of heavy hadrons of mass m inside a fireball of volume V , at temperature T_C , and per unit rapidity, which are given by

$$N_H = \frac{gV}{2\pi^2} m^2 T_C K_2(m/T_C), \tag{17}$$

where g is the degeneracy of the particle, and K_n are the modified Bessel function. It is very well known that Eq. 17 would imply a large underestimate of the charm production

because the initial abundance of charm is much larger than the chemical equilibrium value. This leads to the inclusion in the thermal approach of a fugacity γ_c factor [65]. However, in the following, we will discuss only the ratio of hadrons with the presence of only one charm quark, so finally the ratio is independent on γ_c .

For Λ_c/D^0 using $m^{\Lambda_c^+} = 2285$ MeV and $m^{D^0} = 1865$ MeV the contribution coming from the ground state is given:

$$\left. \frac{\Lambda_c^+}{D^0} \right|_0 = \frac{g_{\Lambda_c^+}}{g_{D^0}} \left(\frac{m^{\Lambda_c^+}}{m^{D^0}} \right)^2 \frac{K_2(m^{\Lambda_c^+}/T_C)}{K_2(m^{D^0}/T_C)} \simeq 0.21, \tag{18}$$

with $g_{\Lambda_c^+} = 2$ and $g_{D^0} = 1$. The inclusion of the resonances have the effect to contribute significantly to the production of Λ_c^+ and D^0 while the final value of the Λ_c^+/D^0 ratio is only enhanced by about a 20%, as we show in the following. In fact the main contribution to D^0 comes from D^{*+} and D^{*0} according to the decays listed in Table 4 and this gives an enhancement to D^0 of about $D^{*+}(2007)/D^0 \simeq 1.68 \cdot 1.401 \simeq 2.35$ where we have included the corresponding branching ratios. While for Λ_c^+ the main contribution comes from $\Sigma_c^+(2625), \Sigma_c^+(2455)$ and $\Lambda_c^{*+}(2625)$ with the decays shown in Table 5. Therefore the contribution to Λ_c are $\Sigma_c^*(2625)/\Lambda_c^+ \simeq 1.65, \Sigma_c^*(2455)/\Lambda_c^+ \simeq 1.182$ and $\Lambda_c^{*+}(2625)/\Lambda_c^+ \simeq 0.38$ respectively. Thus the final ratio is approximately given by

$$\frac{\Lambda_c^+}{D^0} = \left. \frac{\Lambda_c^+}{D^0} \right|_0 \times \frac{1 + \Sigma_c^*(2625)/\Lambda_c^+ + \Sigma_c^*(2455)/\Lambda_c^+ + \Lambda_c^{*+}/\Lambda_c^+}{1 + (D^{*+}/D^0)} \simeq 0.26.$$

This simple calculation shows that in a thermal model an enhancement of the baryon-to-meson ratio by a factor 2 is expected with respect to fragmentation and this simple estimation is in agreement with more sophisticated calculation within the SHM [37–39].

The p_T dependence of the baryon-to-meson ratio can be evaluated easily from this blast-wave model. In fact

$$\frac{\Lambda_c^+}{D^0} = \frac{g_{\Lambda_c^+} m_T^{\Lambda_c^+}}{g_{D^0} m_T^{D^0}} \frac{K_1(m_T^{\Lambda_c^+}/T)}{K_1(m_T^{D^0}/T)}, \tag{19}$$

with $m_T = \sqrt{m^2 + p_T^2}$. This ratio is an increasing function with the transverse momentum and for very large transverse momentum it saturates to the relative ratios of the degeneracy $\Lambda_c/D^0 \rightarrow g_{\Lambda_c^+}/g_{D^0} = 2$, see also Fig. 5. Furthermore for low hadron transverse momentum we have

Table 4 Charmed mesons considered in this work. Top section the ground states considered while in the bottom section the first excited states including their decay modes with their corresponding branching ratios as given in Particle Data Group [66]

Meson	Mass (MeV)	I (J)	Decay modes	B.R.
$D^+ = \bar{d}c$	1869	$\frac{1}{2}$ (0)		
$D^0 = \bar{u}c$	1865	$\frac{1}{2}$ (0)		
$D_s^+ = \bar{s}c$	2011	0 (0)		
Resonances				
$D^{*+} = \bar{d}c$	2110	$\frac{1}{2}$ (1)	$D^0\pi^+$ D^+X	68% 32%
$D^{*0} = \bar{u}c$	2007	$\frac{1}{2}$ (1)	$D^0\pi^0$ $D^0\gamma$	62% 38%
$D_s^{*+} = \bar{s}c$	2112	0 (1)	D_s^+X	100%

$$\frac{\Lambda_c^+}{D^0} \Big|_{p_T \simeq 0} = \frac{g_{\Lambda_c^+} m^{\Lambda_c^+} K_1(m^{\Lambda_c^+}/T)}{g_{D^0} m^{D^0} K_1(m^{D^0}/T)} \simeq \frac{g_{\Lambda_c^+}}{g_{D^0}} \left(\frac{m^{\Lambda_c^+}}{m^{D^0}}\right)^{1/2} e^{-(m^{\Lambda_c^+} - m^{D^0})/T_C} \simeq 0.17. \quad (20)$$

This shows that, in general, within the blast-wave description, the baryon-to-meson ratio is exponentially suppressed with the mass of the hadrons.

In the rest of the paper we will analyze the production of charmed hadron within a coalescence plus fragmentation model. In our calculations, all major hadron channels have been incorporated, including the first excited states for D mesons and Λ_C , as discussed in this Section. For the resonances the coalescence probability is multiplied by a suppression factor that takes into account for the Boltzmann probability to populate an excited state of energy $E + \Delta E$, at a temperature T . In particular the coalescence probability for excited states is augmented by the statistical model factor $(m_{H^*}/m_H)^{3/2} \times \exp(-\Delta E/T)$ with $\Delta E = E_{H^*} - E_H$ and $E_{H^*} = (p_T^2 + m_{H^*}^2)^{1/2}$ and m_{H^*} is the mass of the resonance. Of course also the degeneracy factors that come from the different values of isospin and total angular momentum are taken in account.

6 Heavy Hadron transverse momentum spectra and ratio at RHIC

In this section, we show results for the transverse momentum spectra of D^0 , D^+ , D_s mesons and for Λ_c using the model described in previous sections for $Au + Au$ collisions at $\sqrt{s} = 200$ GeV in central collisions. For the coalescence contribution the effects due to gluons in the quark-gluon plasma is taken into account by converting them to quarks

Table 5 Charmed baryons considered in this work. Top section the ground states considered while in the bottom section the first excited states including their branching ratios as given in Particle Data Group [66]

Baryon	Mass (MeV)	I (J)	Decay modes	B.R.
$\Lambda_c^+ = udc$	2286	$0 (\frac{1}{2})$		
Resonances				
$\Lambda_c^+ = udc$	2595	$0 (\frac{1}{2})$		
$\Lambda_c^+ = udc$	2625	$0 (\frac{3}{2})$		
$\Sigma_c^+ = udc$	2455	$1 (\frac{1}{2})$	$\Lambda_c^+\pi$	100%
$\Sigma_c^+ = udc$	2520	$1 (\frac{3}{2})$	$\Lambda_c^+\pi$	100%

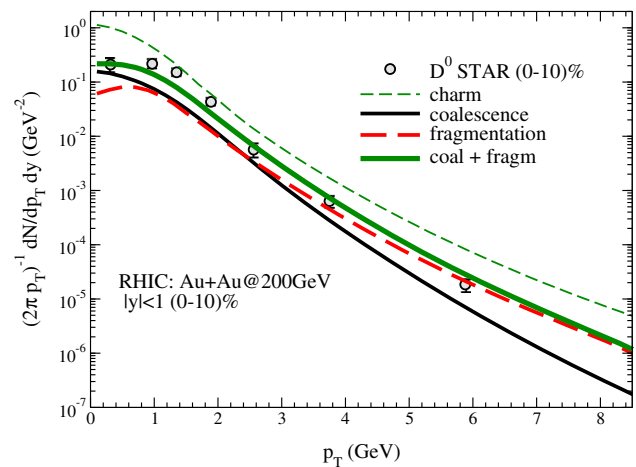


Fig. 2 Transverse momentum spectra for D^0 meson at mid-rapidity for $Au + Au$ collisions at $\sqrt{s} = 200$ GeV and for (0 – 10%) centrality. Green dashed line refers to the charm spectrum. Black solid and red dashed lines refer to the D^0 spectrum from only coalescence and only fragmentation respectively while green solid line refers to the sum of fragmentation and coalescence processes. Experimental data taken from [68]

and anti-quark pairs according to the flavour compositions in the quark-gluon plasma, as assumed in [29,67]. We include ground state hadrons as well as the first excited resonances listed in Tables 4 and 5.

In Fig. 2 we show the p_T spectra for $Au + Au$ collisions at mid-rapidity for (0 – 10%) centrality. The thin green dashed line refers to the p_T spectrum of charm quarks, while the black solid line and the red dashed line refer to the spectra of D^0 meson obtained by the contribution from pure coalescence and fragmentation respectively. Moreover, we can see that the contribution of both mechanism is about similar for $p_T \lesssim 3$ GeV and at higher p_T the fragmentation becomes the dominant hadronization mechanism. Finally, the green solid line is the contribution of both coalescence and fragmentation and, as shown, both hadronization mechanism are needed to have a good description of the experimental data, especially at $p_T < 4$ GeV.

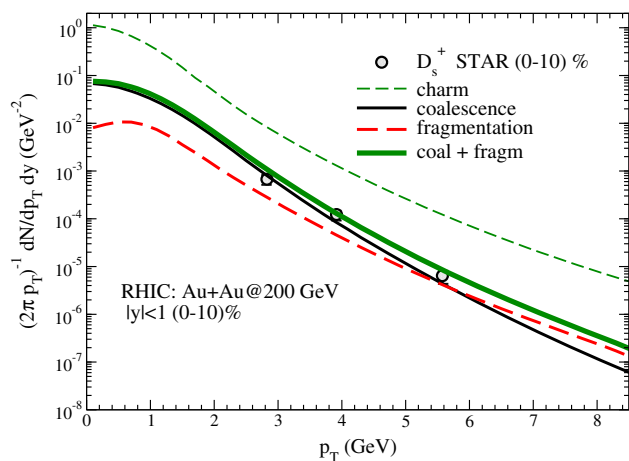


Fig. 3 Transverse momentum spectra for D_s^+ meson at mid-rapidity for $Au + Au$ collisions at $\sqrt{s} = 200$ GeV and for (0–10%) centrality. Green dashed line refers to the charm spectrum. Black solid and red dashed lines refer to the D_s^+ spectrum from only coalescence and only fragmentation respectively while green solid line refers to the sum of fragmentation and coalescence processes. Experimental data taken from [34]

In Fig. 3 one shows the transverse momentum spectra for the D_s^+ meson at mid-rapidity at RHIC energies $\sqrt{s} = 200$ GeV and for (0–10%) centrality. Comparing the relative contributions by coalescence and fragmentation to the production of D_s^+ , black solid and red dashed lines respectively, we observe that at low p_T coalescence is the dominant mechanism, while fragmentation play a significant role at $p_T \gtrsim 4$ GeV. This is related to the fact that the fragmentation fraction for D_s^+ is quite small, about 8% of the total heavy hadrons produced, according to Ref. [35]. Again the comparison with the experimental data shows that only the inclusion of both hadronization mechanisms provide a quite good prediction. Furthermore we expect that coalescence leads to an enhancement of the D_s^+ production; a feature that seems to be present in first experimental data on R_{AA} at ALICE and predicted in [12]. The different relative contribution of coalescence and fragmentation for D_s w.r.t. D^0 leads to an enhancement of the ratio D_s/D^0 of about 0.3 in the wide region where coalescence dominates, $p_T \lesssim 4$ GeV.

For Λ_c^+ baryon we have included main hadronic channels including the ground state and first excited states. The main resonances contribution comes from $\Sigma_c^*(2520)$ and $\Sigma_c(2455)$ that decay almost 100% in Λ_c^+ via the decays $\Sigma_c^* \rightarrow \Lambda_c^+ \pi$ and $\Sigma_c \rightarrow \Lambda_c^+ \pi$. In Fig. 4 we show the Λ_c^+ transverse momentum spectrum at mid-rapidity and RHIC energies for 0–10% centrality, including coalescence and fragmentation by solid and dashed lines respectively. We notice that the coalescence mechanism is the dominant mechanism for the Λ_c^+ production for $p_T \lesssim 7$ GeV. This is due to the combination of two conditions: on one hand it is related to the the ratio for Λ_c^+/D^0 in the fragmentation analysis of Ref.

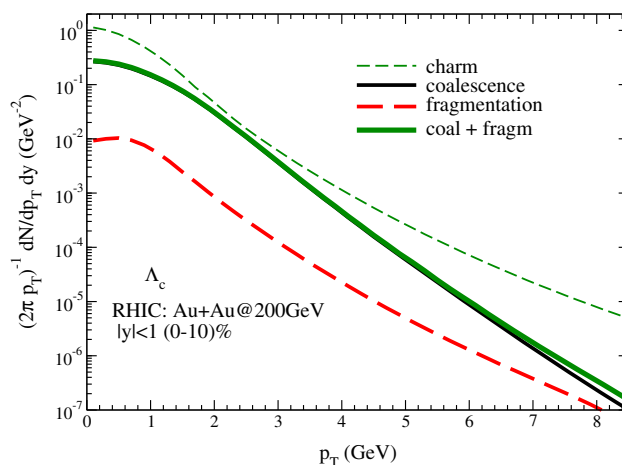


Fig. 4 Transverse momentum spectra for Λ_c^+ baryon at mid-rapidity for $Au + Au$ collisions at $\sqrt{s} = 200$ GeV and for (0–10%) centrality. Green dashed line refers to the charm spectrum. Black solid and red dashed lines refer to the Λ_c^+ spectrum from only coalescence and only fragmentation respectively while green solid line refers to the sum of fragmentation and coalescence processes

[35] that is very small, because the fragmentation fraction in Λ_c^+ is about the 6% of the total produced heavy hadrons. On the other hand, as known for light hadrons, the coalescence contribution is more important for baryons with respect to mesons [31], essentially because the mechanism is not based on the production of two quarks from the QCD vacuum, but uses quarks that are already present abundantly in the QGP bulk. Here, the result is an enhancement of about an order of magnitude for the Λ_c^+ production. We have also to mention that, for this result, it is important to normalize coalescence in such a way that for $p \rightarrow 0$ all charm hadronize by coalescence. Using a standard normalization as in [31] the dominance of coalescence is still present but the yield of Λ_c^+ will be reduced by about a factor of 5–6.

The coalescence mechanism is naturally able to predict the baryon/meson enhancement for light flavour at intermediate transverse momentum, with a quite well description of the rise at low p_T up to the peak region at $p_T \simeq 3$ GeV and then the falling-down behaviour [31]. Moreover is able to describe naturally the region of $p_T = 2–4$ GeV, which is the region where this ratios p/π^+ , p/π^- and $\Lambda/2K_s$ reach a value close to the unity, which is a stronger enhancement with respect to the one observed in pp collisions. In Fig. 5 we show the results for the Λ_c^+/D^0 ratio in comparison with the STAR experimental data shown by circle. Solid black line is the result obtained by pure coalescence, while the red dashed line is the case with pure fragmentation according to [35]. As shown by comparing red dashed line and black solid line, the coalescence by itself predicts a rise and fall of the baryon/meson ratio. The inclusion of fragmentation reduces the ratio, and we can see that in the peak region a quite good agreement with the only experimental data by STAR

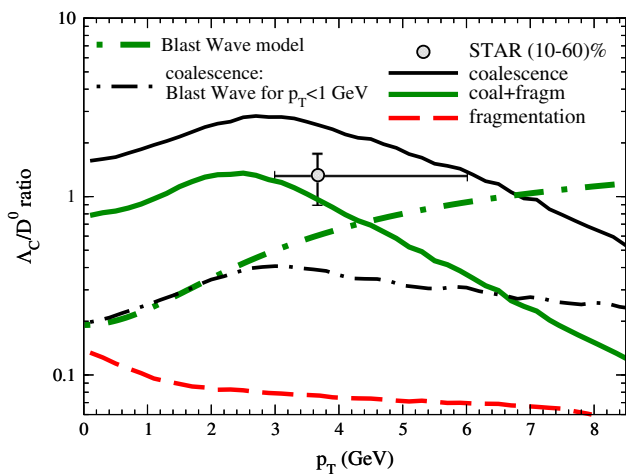


Fig. 5 Λ_c^+ to D^0 ratio as a function of p_T and at mid-rapidity for $Au + Au$ collisions at $\sqrt{s} = 200$ GeV and for (10 – 60%) centrality. Experimental data taken from [34]. Black solid and red dashed lines refer to the case from only coalescence and only fragmentation respectively while green solid line refers to the sum of fragmentation and coalescence processes. Finally, the dot-dashed lines refer to the blast wave model including the effect of radial flow (green) and coalescence with wave function widths σ_j of D^0 and Λ_c^+ changed to have the thermal ratio at $p_T \rightarrow 0$ (black), see the text for more details

is reached (green solid line). Notice that in our calculation we obtain similar baryon/meson ratio to the one predicted in [51]. However we note that compared with measured light baryon/meson ratios like \bar{p}/π^- and Λ/K_S^0 ratios (see [69–71]), the obtained Λ_c^+/D^0 ratios has a different behaviour. This heavy baryon/meson ratio is thus much flatter than the light baryon/meson ratios. In fact for $p_T \rightarrow 0$ hadronization by coalescence and fragmentation predict $\Lambda_c^+/D^0 \simeq 0.75$ which is much larger with respect to the one measured or calculated by coalescence for light baryon/meson ratio, with $\Lambda/K^0 \simeq 0.1$ for $p_T \rightarrow 0$ [30,31]. This behaviour comes from the large mass of heavy quarks. In fact, in the non relativistic limit, as shown in Appendix A, an approximate solution of the coalescence integral predicts that the baryon-to-meson ratio is proportional to the reduced mass μ_2 of the baryon, that for a cqq system is about a factor 3 larger than for a qqq system see Eq. (A.3).

It is interesting to compare this ratio with the one obtained by a blast wave model, where the ratio is given by the thermal spectrum of Λ_c with a thermal spectrum of D^0 , including the radial flow $\beta_T(r_T)$ and the resonance decays taken into account in the coalescence calculation (see Tables 4 and 5). The result is shown in Fig. 5 by green dot-dashed line. We can see that, within this simplified blast wave model, the ratio is an increasing function of the transverse momentum and, in particular, in the limit for $p_T \rightarrow 0$ has a value of about 0.2; consistent with the average value given by more sophisticated thermal models [65].

The low momentum region of the heavy baryon-to-meson ratio is interesting because coalescence models and thermal models predict a quite different trend. In fact as shown in Eq. 20 the thermal model gives a small value, due to the exponential suppression with respect to the baryon mass. With our coalescence model there is a quite milder p_T dependence, because the gain in momentum of an additional light quark in Λ_c^+ is quite small. In fact it is true that one can predict a peak in the $\Lambda_c/D^0 \approx 1$, but this is not associated to a small value of the ratio as $p_T \rightarrow 0$, at variance with the ratio of light hadrons like p/π and Λ/K^0 , as predicted in [30,31]. Therefore the study Λ_c/D^0 ratio is a good tool to disentangle different hadronization mechanisms once the data will be available mostly in the low p_T regime.

This can be further seen by the black dot-dashed line in Fig. 5, which is the calculation within coalescence plus fragmentation where the Wigner function widths have been fixed in order to reproduce the thermal model at low transverse momentum (green dot-dashed line). This is the strategy behind the predictions in Ref. [52] based on the same coalescence model but with the idea that in the low p_T regime the SHM leads to a correct prediction of the ratio. Within the coalescence model it is possible to do this by choosing a different value for the ω parameter that defines the width of the wave function. Choosing for D meson $\sigma_p = \sigma_r^{-1} = 0.2$ GeV, and for Λ_c the values $\sigma_1 = 0.326$ GeV and $\sigma_2 = 0.63$ GeV; that give respectively a factor 1.4 larger for the root mean square charge radius of the D^0 w.r.t. the quark model, and a factor 2 smaller for the Λ_c . At the same time, this change results in a smaller value for the Λ_c^+/D^0 ratio. However, we can see, that if we tune coalescence to agree with a thermal approach then we cannot reach values of the ratio close to 1 [53]. Therefore it seems that, anyway, in a coalescence model for charmed hadrons one cannot have a peak of $\Lambda_c/D^0 \gtrsim 1$ and a $\Lambda_c/D^0 \gtrsim 0.2$ in the low p_T region.

As mentioned in the introduction an early prediction with a peak in Λ_c/D^0 of about one or even larger was presented in Ref. [51]. Later in Ref. [52] with a coalescence plus fragmentation model a quite smaller ratio was predicted, that indeed corresponds to the black dot-dashed line in Fig. 5. We want to clarify that the formulation of the coalescence process in our approach and the one in Ref. [51] is practically identical and the differences are due to the mean square radius assumed for Λ_c and D^0 . To better clarify this point in a transparent way, we have set the fireball parameters like the temperature T and the radial flow as in Ref. [51], i.e. $T = 200$ MeV and $\beta_T = 0$. Furthermore in our approach we set the underlying ω parameter, determining the width of the Wigner function equal to 0.537 fm^{-1} for mesons and baryons, again as done in Ref. [51]; with the justification that this choice of the Wigner function widths, in the $p_T \rightarrow 0$ limit, gives an hadronization by coalescence for all the charm quark. This leads, respectively, to charge radii for charmed hadrons of 0.74 fm for D^0

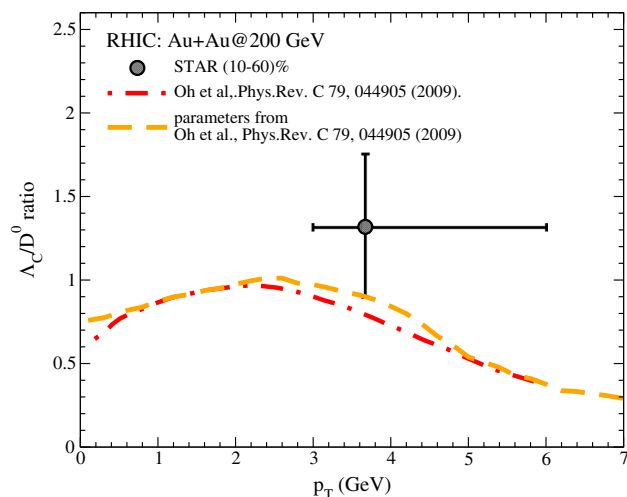


Fig. 6 Λ_c^+/D^0 ratio as a function of p_T and at mid-rapidity for $Au + Au$ collisions at $\sqrt{s} = 200$ GeV. These calculations are obtained including only coalescence. Orange dashed line refer to the case where the fireball parameters and widths have been fixed like in [51]. The red dot-dashed line refer to the calculation in [51]

meson and 0.78 fm for Λ_c^+ baryon; which are factors of 1.77 and 1.95 larger than those predicted by quark models in Ref.s [55,56]. In Fig. 6, we show by orange dashed line the result with our code in comparison with the results of Ref. [51], shown by the dot-dashed line. We can see that the results are very similar, in fact technically the difference is only that in [51] a non-relativistic approximations is employed, while in our case we solve, by Monte Carlo methods, the full integral in Eq. 1. As we can see, this difference does not lead to any significant dissimilarity in the final outcome. We note that even if the results in Fig. 6 show a peak in the Λ_c/D^0 ratio of about 1, this is obtained without including the fragmentation and therefore, at finite p_T , there are charm quarks that do not undergo hadronization.

A main novelty of the present work is the inclusion of both hadronization mechanism, ensuring that all charm quarks hadronize also at finite p_T and the employment of a width for the hadron Wigner function consistent with the quark model [55,56].

7 Heavy hadron spectra and ratio at LHC

In this section we show the results from coalescence plus fragmentation in comparison to the recent experimental data from $Pb + Pb$ collisions at $\sqrt{s} = 2.76$ TeV. We mention that the results have been obtained without any change or addition of microscopic parameters σ_j with respect to the one at RHIC in the previous Section. The only parameters that have been changed are the ones related to the dimension of the fireball, in particular, the radial flow and volume of

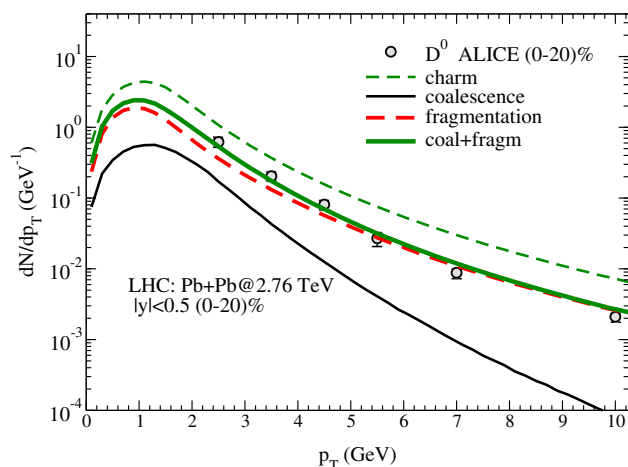


Fig. 7 Transverse momentum spectra for D^0 meson at mid-rapidity for $Pb + Pb$ collisions at $\sqrt{s} = 2.76$ TeV and for $(0 - 20\%)$ centrality. Green dashed line refers to the charm spectrum. Black solid and red dashed lines refer to the D^0 spectrum from only coalescence and only fragmentation respectively while green solid line refers to the sum of fragmentation and coalescence processes. Experimental data taken from [72]

the hadronizing fireball that, as described in the previous section, have been constrained by the total transverse energy and multiplicity at LHC; and have the same values used for light hadron calculations in Ref. [31].

In Fig. 7 is shown the transverse momentum spectrum for D^0 meson at mid-rapidity for $(0 - 20\%)$ centrality. The total D^0 spectrum (coalescence plus fragmentation) shown by green line is in a good agreement with the experimental data. The black solid and red dashed lines refer to the contribution for pure coalescence and fragmentation respectively. We notice that at LHC energies the fragmentation is the dominant hadronization mechanism to produce the D^0 meson. This is due to coalescence that at high energies is less significant, because the effect of the coalescence depends on the slope of the charm quark momentum distribution. In fact for an harder charm quark distribution, like at LHC, the gain in momentum reflects in a smaller increase in the slope compared to the one at RHIC energies, see also Ref. [17].

The Λ_c^+ momentum spectrum at mid-rapidity for $(0 - 20\%)$ centrality is shown in Fig. 8. Also at LHC energies coalescence has the dominant role for charmed baryon production in the region where $p_T < 5$ GeV. The ratio of Λ_c from coalescence and fragmentation at LHC is smaller than at RHIC, but it remains significant in the region at low momenta.

The comparison of Λ_c^+/D^0 ratio as a function of p_T between RHIC energies (left panel) and LHC energies (right panel) is shown in Fig. 9. As we can see comparing dot-dashed lines at both RHIC and LHC energies the coalescence predict similar baryon/meson ratio for both energies. As described in Sect. 4 the baryon to meson ratio from fragmentation is established from the experimental measured

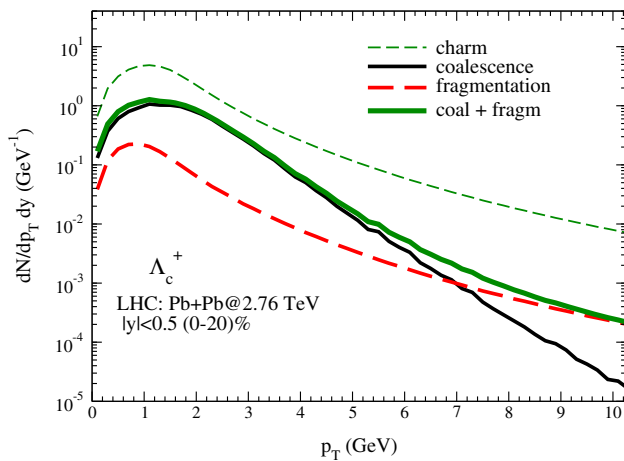


Fig. 8 Transverse momentum spectra for Λ_c^+ baryon at mid-rapidity for $Pb + Pb$ collisions at $\sqrt{s} = 2.76$ TeV and for (0–20%) centrality. Green dashed line refers to the charm spectrum. Black solid and red dashed lines refer to the Λ_c^+ spectrum from only coalescence and only fragmentation respectively while green solid line refers to the sum of fragmentation and coalescence processes

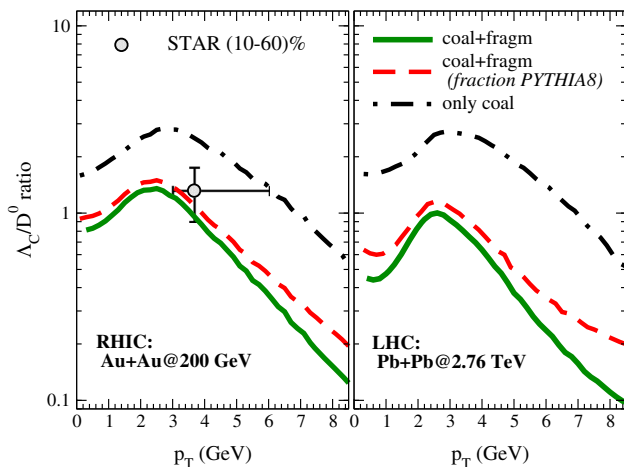


Fig. 9 Λ_c^+ to D^0 ratio as a function of p_T and at mid-rapidity for $Au + Au$ collisions at $\sqrt{s} = 200$ GeV (left panel) and for $Pb + Pb$ collisions at $\sqrt{s} = 2.76$ TeV (right panel). Black dot-dashed lines refer to calculations with only coalescence while green solid lines refer to coalescence plus fragmentation. The red dashed lines refer to coalescence plus fragmentation but with fragmentation normalized to the fraction of PYTHIA8 [73]. Experimental data taken from [34]

fragmentation fraction into final hadrons channels, and it remains the same changing the collision energy. Moreover, we observe that at LHC energies coalescence plus fragmentation predict a smaller Λ_c^+/D^0 . Even if the only coalescence ratio and the only fragmentation ratio remain similar at RHIC and LHC, the combined ratio is different because the coalescence over fragmentation ratio at LHC is smaller than at RHIC. Therefore at LHC the larger contribution in particle production from fragmentation leads to a final ratio that is smaller than at RHIC, in fact the ratio from fragmentation fraction is ~ 0.09 and the one from coalescence is about 1.

8 Conclusions

In this paper we have studied the transverse momentum spectra of charmed hadrons (D mesons and Λ_c baryons) and the Λ_c/D^0 ratio in heavy ion collisions for RHIC and LHC energies. In particular we have discussed the enhancement of these ratios within a covariant coalescence model of heavy quarks with light quarks. For the p_T distributions of light partons in the quark-gluon plasma we have used a thermal distribution with a temperature similar to the phase transition temperature, $T_c \simeq 160$ MeV and included the effect of a radial flow β . The volume and radial flow of the hadronizing fireball have been constrained by the total multiplicity and total transverse energy as done in [31]. The core of the approach is the one developed for RHIC energies and recently extended to study also LHC energies [29,31]. The width parameters of hadron Wigner functions used in the coalescence model have been determined according to the charge radius calculated in the quark models and normalized to have all charmed hadrons low $p_T \simeq 0$ formed by coalescence. The remaining charm quarks have been converted to heavy hadrons by mean of fragmentation as in p+p collisions. This ensures that in any momentum all the charm quark undergo hadronization. We have also included the contribution from main hadronic channels including the ground states and the first excited states for D and Λ_c hadrons in estimating the ratios.

We have studied the p_T spectra evolution from RHIC to LHC energies for the charmed hadrons D and Λ_c . The results obtained are in good agreement with recent D^0 mesons experimental data from RHIC and LHC in central collisions. Finally, we have studied the Λ_c/D^0 ratio p_T dependence at different energies. The comparison with the light baryon/meson ratios shows that the heavy baryon/meson ratio has a weaker dependence on the transverse momentum due to the massive charms quarks inside heavy hadrons. We have found that our approach predict $\Lambda_c/D^0 \simeq 1.5$ and it peaks at $p_T \simeq 3$ GeV at RHIC energies. However it has to be noted that the value of the peak is only about a factor of 2 larger than the value at $p_T \rightarrow 0$. This remains true even if we adjust the Λ_c^+ radius to have a ratio at low p_T to be about 0.2 like in thermal models. The underlying reason is that within a coalescence mechanism the gain in p_T due to a coalescence with a light quark is modest, so one does not have the large enhancement from low p_T to intermediate p_T like in the p/π and Λ/K ratio [27–29,31,40]

Furthermore, we have found a strong enhancement of heavy baryon over heavy meson ratio due to coalescence at low p_T compared to the one from thermal model. In fact, coalescence model predicts a $\Lambda_c/D^0 \simeq 0.75$ at RHIC energies in the $p_T \simeq 0$ region where simple thermal model predicts, in the same region, a factor 2–3 smaller for this ratio. Therefore the Λ_c/D^0 ratio is a good tool to disentangle different hadronization mechanisms once the data will be available,

mostly in the low p_T regime. Finally, we observe that at LHC energies even if coalescence probability is nearly the same as at RHIC, the relative production w.r.t fragmentation decrease leading to predict a slight decrease of the Λ_c/D^0 ratio.

Open Access This article is distributed under the terms of the Creative Commons Attribution 4.0 International License (<http://creativecommons.org/licenses/by/4.0/>), which permits unrestricted use, distribution, and reproduction in any medium, provided you give appropriate credit to the original author(s) and the source, provide a link to the Creative Commons license, and indicate if changes were made. Funded by SCOAP³.

Appendix A: Approximate evaluation of coalescence integral

To get an approximate evaluation of the coalescence integral Eq. 1 we follow Refs. [74–76]. We consider an hypersurface of constant proper time. Moreover we assume that the particles are uniformly distributed in space and have momentum distributions given by Boltzmann distribution with Bjorken correlation of equal spatial η_i and momentum y_i rapidities as follows:

$$f_i(x_i, p_i) = g_i e^{-\frac{p^\mu u_\mu}{T}} \delta(y_i - \eta_i) \quad i = 1, \dots, n.$$

In the following discussion n is the number of the constituent quarks of the hadron. Therefore the integral is given by

$$\begin{aligned} \frac{d^2 N_H}{dP_T^2} &= g_H \int \prod_{i=1}^n \tau m_{Ti} d^2 x_i d y_i d^2 p_i \frac{g_i}{(2\pi)^3} e^{-m_{Ti}/T} \\ &\times f_H(x_1 \dots x_n, p_1 \dots p_n) \delta^{(2)}\left(P_T - \sum_{i=1}^n p_{T,i}\right), \end{aligned}$$

where for this approximate calculation we have neglected the transverse flow of produced matter, being more interested to point out the parameter dependence of the yield on the masses of the coalescing quarks. We introduce the center-of-mass position vector X_{cm} and the relative spatial coordinate vectors x_{ri} that they can be expressed as

$$X_{cm} = \frac{\sum_{j=1}^n m_j x_j}{\sum_{j=1}^n m_j}, \quad x_{ri} = \left(\frac{\sum_{j=1}^i m_j x_j}{\sum_{j=1}^i m_j} - x_{i+1} \right).$$

Correspondingly, in the momentum space, we introduce the total momentum P_{tot} the relative momentum vectors p_{ri} . With this change of variable we have:

$$\prod_{i=1}^n d^2 x_i d^2 p_i = d^2 X_{cm} d^2 P_{tot} \prod_{i=1}^{n-1} d^2 x_{ri} d^2 p_{ri}. \quad (A.1)$$

The Wigner function does not depend on the center-of-mass coordinate and it depends only on the relative coordinates.

$$f_H(x_i, p_i) = A^{n-1} \exp \left\{ - \left(\sum_{i=1}^{n-1} \frac{x_{ri}^2}{\sigma_{ri}^2} + \sum_{i=1}^{n-1} p_{ri}^2 \sigma_{ri}^2 \right) \right\},$$

where A is the normalization factor. For the quark distribution function we use the non-relativistic approximation and using the relative momentum vectors we have

$$\begin{aligned} \prod_{i=1}^n \exp \left[-\frac{m_{Ti}}{T} \right] &\simeq \exp \left[-\frac{M}{T} \right] \exp \left[-\frac{P_{tot}^2}{2MT} \right] \\ &\times \exp \left[-\sum_{i=1}^{n-1} \frac{p_{ri}^2}{2\mu_i T} \right], \end{aligned} \quad (A.2)$$

where $M = \sum_{i=1}^n m_i$ is the total mass while μ_i are the reduced masses defined by

$$\mu_i = \frac{m_{i+1} \sum_{j=1}^i m_j}{\sum_{j=1}^{i+1} m_j} \quad i = 1, \dots, n-1. \quad (A.3)$$

Notice that the reduced mass have the following property $\prod_{i=1}^n m_i = \left(\sum_{i=1}^n m_i \right) \prod_{i=1}^{n-1} \mu_i$. In the non relativistic limit

$$\prod_{i=1}^n m_{Ti} \simeq \left(\prod_{i=1}^n m_i \right) \left[1 + \sum_{i=1}^n \frac{p_i^2}{2m_i^2} \right]. \quad (A.4)$$

The integrations in the center of mass coordinate and in the total momentum are straightforward and give $A_T \exp \left[-P_T^2/(2MT) \right]$ where A_T is the transverse area of the fireball. The integration in the relative coordinate are gaussian integration. Finally, we obtain the following approximate coalescence formula for the momentum spectra of the hadron at mid rapidity

$$\begin{aligned} \frac{d^2 N_H}{dP_T^2} &\simeq g_H A_T M e^{-M/T} e^{-P_T^2/(2MT)} A^{n-1} \\ &\times \left[\prod_{i=1}^n \frac{\tau g_i}{(2\pi)^3} \right] \left[\prod_{i=1}^{n-1} \mu_i \right] \left[\prod_{i=1}^{n-1} \pi^2 \sigma_{ri}^2 \xi_i^2 \right], \end{aligned} \quad (A.5)$$

where $\xi_i = [\sigma_{ri}^2 + 1/(2\mu_i T)]^{-1}$. Therefore from this formula one can get the baryon-to-meson ratio for a case of $[qqq]/[qq\bar{q}]$ for low transverse momentum and assuming for the widths of mesons and baryons $\sigma_r = \sigma_{r1}$ as follows

$$\left. \frac{N_B}{N_M} \right|_{P_T \simeq 0} \simeq \frac{g_B}{g_M} \left(\frac{M_B}{M_M} \right) e^{-(M_B - M_M)/T} A_W \rho_q \sigma_{r2}^2 \xi_2^2 \frac{\mu_2}{m_q}, \quad (A.6)$$

where ρ_q is the quark density in the transverse plane. Therefore, the Baryon-to-meson ratio shows a first term similar to the one of the thermal model proportional to $\left(\frac{M_B}{M_M} \right) e^{-(M_B - M_M)/T}$ and a second term that take into account for microscopic details of the hadronization mechanism that

depends on the reduced mass μ_2 . This means that the baryon-to-meson ratio increase with the increasing of the reduced mass of the baryon μ_2 . In other words at low p_T coalescence predict a mass ordering for the baryon-to-meson ratio.

References

1. P. Castorina, V. Greco, S. Plumari, Phys. Rev. D **92**(6), 063530 (2015)
2. V. Branchina, E. Messina, A. Platania, JHEP **09**, 182 (2014)
3. V. Branchina, E. Messina, EPL **117**(6), 61002 (2017)
4. V. Branchina, E. Messina, D. Zappala, EPL **116**(2), 21001 (2016)
5. P. Romatschke, U. Romatschke, Phys. Rev. Lett. **99**, 172301 (2007)
6. B. Schenke, S. Jeon, C. Gale, Phys. Rev. C **85**, 024901 (2012)
7. C. Gale, S. Jeon, B. Schenke, P. Tribedy, R. Venugopalan, Phys. Rev. Lett. **110**, 012302 (2013)
8. M. Ruggieri, F. Scardina, S. Plumari, V. Greco, Phys. Lett. B **727**, 177 (2013)
9. M. Ruggieri, F. Scardina, S. Plumari, V. Greco, Phys. Rev. C **89**(5), 054914 (2014)
10. S. Plumari, G.L. Guardo, F. Scardina, V. Greco, Phys. Rev. C **92**(5), 054902 (2015)
11. O. Linnyk, E.L. Bratkovskaya, W. Cassing, Int. J. Mod. Phys. E **17**, 1367 (2008)
12. M. He, R.J. Fries, R. Rapp, Phys. Rev. Lett. **110**(11), 112301 (2013)
13. M. He, R.J. Fries, R. Rapp, Phys. Rev. C **86**, 014903 (2012)
14. J. Uphoff, O. Fochler, Z. Xu, C. Greiner, Phys. Lett. B **717**, 430 (2012)
15. S. Cao, G.Y. Qin, S.A. Bass, Phys. Rev. C **92**(2), 024907 (2015)
16. M. Nahrgang, J. Aichelin, S. Bass, P.B. Gossiaux, K. Werner, Phys. Rev. C **91**(1), 014904 (2015)
17. F. Scardina, S.K. Das, V. Minissale, S. Plumari, V. Greco, Phys. Rev. C **96**(4), 044905 (2017)
18. S.K. Das, M. Ruggieri, F. Scardina, S. Plumari, V. Greco, J. Phys. **G44**(9), 095102 (2017)
19. S.K. Das, S. Plumari, S. Chatterjee, J. Alam, F. Scardina, V. Greco, Phys. Lett. B **768**, 260 (2017)
20. S.K. Das, F. Scardina, S. Plumari, V. Greco, Phys. Lett. B **747**, 260 (2015)
21. S.K. Das, F. Scardina, S. Plumari, V. Greco, Phys. Rev. C **90**, 044901 (2014)
22. L. Tolos, J.M. Torres-Rincon, S.K. Das, Phys. Rev. D **94**(3), 034018 (2016)
23. S. Cao, T. Luo, G.Y. Qin, X.N. Wang, Phys. Rev. C **94**(1), 014909 (2016)
24. A. Beraudo, A. De Pace, M. Monteno, M. Nardi, F. Prino, JHEP **1802**, 043 (2018)
25. A. Beraudo, A. De Pace, M. Monteno, M. Nardi, F. Prino, Eur. Phys. J. C **75**(3), 121 (2015)
26. W.M. Alberico, A. Beraudo, A. De Pace, A. Molinari, M. Monteno, M. Nardi, F. Prino, Eur. Phys. J. C **71**, 1666 (2011)
27. V. Greco, C.M. Ko, P. Levai, Phys. Rev. Lett. **90**, 202302 (2003)
28. R.J. Fries, B. Muller, C. Nonaka, S.A. Bass, Phys. Rev. Lett. **90**, 202303 (2003)
29. V. Greco, C. Ko, P. Levai, Phys. Rev. C **68**, 034904 (2003)
30. R.J. Fries, V. Greco, P. Sorensen, Ann. Rev. Nucl. Part. Sci. **58**, 177 (2008)
31. V. Minissale, F. Scardina, V. Greco, Phys. Rev. C **92**(5), 054904 (2015)
32. X. Dong, Nucl. Phys. A **967**, 192 (2017)
33. G. Xie, Nucl. Phys. A **967**, 928 (2017)
34. L. Zhou, Nucl. Phys. A **967**, 620 (2017)
35. M. Lisovsky, A. Verbytskyi, O. Zenaiev, Eur. Phys. J. C **76**(7), 397 (2016)
36. T. Sjostrand, S. Mrenna, P.Z. Skands, JHEP **05**, 026 (2006)
37. I. Kuznetsova, J. Rafelski, Eur. Phys. J. C **51**, 113 (2007)
38. A. Andronic, P. Braun-Munzinger, K. Redlich, J. Stachel, Phys. Lett. B **659**, 149 (2008)
39. A. Andronic, P. Braun-Munzinger, K. Redlich, J. Stachel, J. Phys. **G37**, 094014 (2010)
40. R. Fries, B. Muller, C. Nonaka, S. Bass, Phys. Rev. C **68**, 044902 (2003)
41. D. Molnar, S.A. Voloshin, Phys. Rev. Lett. **91**, 092301 (2003)
42. L. Ravagli, R. Rapp, Phys. Lett. B **655**, 126 (2007)
43. L. Ravagli, H. van Hees, R. Rapp, Phys. Rev. C **79**, 064902 (2009)
44. W. Cassing, E. Bratkovskaya, Nucl. Phys. A **831**, 215 (2009)
45. V. Greco, Nucl. Phys. A **967**, 200 (2017)
46. H. van Hees, V. Greco, R. Rapp, Phys. Rev. C **73**, 034913 (2006)
47. T. Song, H. Berrehrah, D. Cabrera, W. Cassing, E. Bratkovskaya, Phys. Rev. C **93**(3), 034906 (2016)
48. S. Cao, G.Y. Qin, S.A. Bass, Phys. Rev. C **88**, 044907 (2013)
49. V. Greco, C.M. Ko, R. Rapp, Phys. Lett. B **595**, 202 (2004)
50. S.H. Lee, K. Ohnishi, S. Yasui, I.K. Yoo, C.M. Ko, Phys. Rev. Lett. **100**, 222301 (2008)
51. Y. Oh, C.M. Ko, S.H. Lee, S. Yasui, Phys. Rev. C **79**, 044905 (2009)
52. S. Ghosh, S.K. Das, V. Greco, S. Sarkar, Je Alam, Phys. Rev. D **90**(5), 054018 (2014)
53. S.K. Das, J.M. Torres-Rincon, L. Tolos, V. Minissale, F. Scardina, V. Greco, Phys. Rev. D **94**(11), 114039 (2016)
54. C.B. Dover, U.W. Heinz, E. Schnedermann, J. Zimanyi, Phys. Rev. C **44**, 1636 (1991)
55. C.W. Hwang, Eur. Phys. J. C **23**, 585 (2002)
56. C. Albertus, J.E. Amaro, E. Hernandez, J. Nieves, Nucl. Phys. A **740**, 333 (2004)
57. M. Gyulassy, I. Vitev, X.N. Wang, B.W. Zhang, Quark-Gluon Plasma 3 (World Scientific, Singapore, 2004), pp. 123–191. https://doi.org/10.1142/9789812795533_0003
58. X.N. Wang, Phys. Rev. C **58**, 2321 (1998)
59. M. Cacciari, P. Nason, R. Vogt, Phys. Rev. Lett. **95**, 122001 (2005)
60. M. Cacciari, S. Frixione, N. Houdeau, M.L. Mangano, P. Nason, G. Ridolfi, JHEP **10**, 137 (2012)
61. C. Peterson, D. Schlatter, I. Schmitt, P.M. Zerwas, Phys. Rev. D **27**, 105 (1983)
62. S. Borsanyi, G. Endrodi, Z. Fodor, A. Jakovac, S.D. Katz, S. Krieg, C. Ratti, K.K. Szabo, JHEP **11**, 077 (2010)
63. F. Scardina, M. Di Toro, V. Greco, M. Di Toro, Phys. Rev. C **82**, 054901 (2010)
64. J. Adam et al., Phys. Rev. C **94**(5), 054908 (2016)
65. A. Andronic, P. Braun-Munzinger, K. Redlich, J. Stachel, Phys. Lett. B **571**, 36 (2003)
66. K.A. Olive et al., Chin. Phys. C **38**, 090001 (2014)
67. T.S. Biro, P. Levai, J. Zimanyi, Phys. Lett. B **347**, 6 (1995)
68. L. Adamczyk et al., Phys. Rev. Lett. **113**(14), 142301 (2014)
69. S.S. Adler et al., Phys. Rev. C **69**, 034909 (2004)
70. S.S. Adler et al., Phys. Rev. C **71**, 051902 (2005)
71. B.B. Abelev et al., Phys. Lett. B **736**, 196 (2014)
72. B. Abelev et al., JHEP **09**, 112 (2012)
73. T. Sjostrand, S. Ask, J.R. Christiansen, R. Corke, N. Desai, P. Ilten, S. Mrenna, S. Prestel, C.O. Rasmussen, P.Z. Skands, Comput. Phys. Commun. **191**, 159 (2015)
74. L.W. Chen, C.M. Ko, W. Liu, M. Nielsen, Phys. Rev. C **76**, 014906 (2007)
75. S. Cho et al., Phys. Rev. C **84**, 064910 (2011)
76. K.J. Sun, L.W. Chen, Phys. Rev. C **95**(4), 044905 (2017)