

Luminosity determination in pp collisions at $\sqrt{s} = 7$ TeV using the ATLAS detector at the LHC

The ATLAS Collaboration*

CERN, 1211 Geneva 23, Switzerland

Received: 11 January 2011 / Revised: 15 March 2011 / Published online: 27 April 2011

© CERN for the benefit of the ATLAS collaboration 2011. This article is published with open access at Springerlink.com

Abstract Measurements of luminosity obtained using the ATLAS detector during early running of the Large Hadron Collider (LHC) at $\sqrt{s} = 7$ TeV are presented. The luminosity is independently determined using several detectors and multiple algorithms, each having different acceptances, systematic uncertainties and sensitivity to background. The ratios of the luminosities obtained from these methods are monitored as a function of time and of μ , the average number of inelastic interactions per bunch crossing. Residual time- and μ -dependence between the methods is less than 2% for $0 < \mu < 2.5$. Absolute luminosity calibrations, performed using beam separation scans, have a common systematic uncertainty of $\pm 11\%$, dominated by the measurement of the LHC beam currents. After calibration, the luminosities obtained from the different methods differ by at most $\pm 2\%$. The visible cross sections measured using the beam scans are compared to predictions obtained with the PYTHIA and PHOJET event generators and the ATLAS detector simulation.

1 Introduction and overview

A major goal of the ATLAS [1] physics program for 2010 is the measurement of cross sections for Standard Model processes. Accurate determination of the luminosity is an essential ingredient of this program. This article describes the first results on luminosity determination, including an assessment of the systematic uncertainties, for data taken at the LHC [2] in proton-proton collisions at a center-of-mass energy $\sqrt{s} = 7$ TeV. It is organized as follows.

The ATLAS strategy for measuring and calibrating the luminosity is outlined below and is followed in Sect. 2 by a brief description of the subdetectors used for luminosity determination. Each of these detectors is associated with one

or more luminosity algorithms, described in Sect. 3. The absolute calibration of these algorithms using beam-separation scans forms the subject of Sect. 4. The internal consistency of the luminosity measurements is assessed in Sect. 5. Finally, the scan-based calibrations are compared in Sect. 6 to those predicted using the PYTHIA[3] and PHOJET[4] event generators coupled to a full GEANT4 [5] simulation of the ATLAS detector response [6]. Conclusions are summarized in Sect. 7.

The luminosity of a pp collider can be expressed as

$$\mathcal{L} = \frac{R_{\text{inel}}}{\sigma_{\text{inel}}} \quad (1)$$

where R_{inel} is the rate of inelastic collisions and σ_{inel} is the pp inelastic cross section. If a collider operates at a revolution frequency f_r and n_b bunches cross at the interaction point, this expression can be rewritten as

$$\mathcal{L} = \frac{\mu n_b f_r}{\sigma_{\text{inel}}} \quad (2)$$

where μ is the average number of inelastic interactions per bunch crossing (BC). Thus, the instantaneous luminosity can be determined using any method that measures the ratio μ/σ_{inel} .

A fundamental ingredient of the ATLAS strategy to assess and control the systematic uncertainties affecting the absolute luminosity determination is to compare the measurements of several luminosity detectors, most of which use more than one counting technique. These multiple detectors and algorithms are characterized by significantly different acceptance, response to pile-up (multiple pp interactions within the same bunch crossing), and sensitivity to instrumental effects and to beam-induced backgrounds. The level of consistency across the various methods, over the full range of single-bunch luminosities and beam conditions, provides valuable cross-checks as well as an estimate of the detector-related systematic uncertainties.

Techniques for luminosity determination can be classified as follows:

* e-mail: atlas.secretariat@cern.ch

- *Event Counting*: here one determines the fraction of bunch crossings during which a specified detector registers an “event” satisfying a given selection requirement. For instance, a bunch crossing can be said to contain an “event” if at least one pp interaction in that crossing induces at least one observed hit in the detector being considered.
- *Hit Counting*: here one counts the number of hits (for example, electronic channels or energy clusters above a specified threshold) per bunch crossing in a given detector.
- *Particle Counting*: here one determines the distribution of the number of particles per beam crossing (or its mean) inferred from reconstructed quantities (e.g. tracks), from pulse-height distributions or from other observables that reflect the instantaneous particle flux traversing the detector (e.g. the total ionization current drawn by a liquid-argon calorimeter sector).

At present, ATLAS relies only on event-counting methods for the determination of the absolute luminosity. Equation (2) can be rewritten as:

$$\mathcal{L} = \frac{\mu n_b f_r}{\sigma_{\text{inel}}} = \frac{\mu^{\text{vis}} n_b f_r}{\varepsilon \sigma_{\text{inel}}} = \frac{\mu^{\text{vis}} n_b f_r}{\sigma_{\text{vis}}} \quad (3)$$

where ε is the efficiency for one inelastic pp collision to satisfy the event-selection criteria, and $\mu^{\text{vis}} \equiv \varepsilon \mu$ is the average number of visible inelastic interactions per BC (i.e. the mean number of pp collisions per BC that pass that “event” selection). The visible cross section $\sigma_{\text{vis}} \equiv \varepsilon \sigma_{\text{inel}}$ is the calibration constant that relates the measurable quantity μ^{vis} to the luminosity \mathcal{L} . Both ε and σ_{vis} depend on the pseudorapidity distribution and particle composition of the collision products, and are therefore different for each luminosity detector and algorithm.

In the limit $\mu_{\text{vis}} \ll 1$, the average number of visible inelastic interactions per BC is given by the intuitive expression

$$\mu^{\text{vis}} \approx \frac{N}{N_{\text{BC}}} \quad (4)$$

where N is the number of events passing the selection criteria that are observed during a given time interval, and N_{BC} is the number of bunch crossings in that same interval. When μ increases, the probability that two or more pp interactions occur in the same bunch crossing is no longer negligible, and μ^{vis} is no longer linearly related to the raw event count N . Instead μ^{vis} must be calculated taking into account Poisson statistics, and in some cases, instrumental or pile-up related effects (Sect. 3.4).

Several methods can be used to determine σ_{vis} . At the Tevatron, luminosity measurements are normalized to the total inelastic $p\bar{p}$ cross section, with simulated data used to

determine the event- or hit-counting efficiencies [7, 8]. Unlike the case of the Tevatron, where the $p\bar{p}$ cross section was determined¹ independently by two experiments, the pp inelastic cross section at 7 TeV has not been measured yet. Extrapolations from lower energy involve significant systematic uncertainties, as does the determination of ε , which depends on the modeling of particle momentum distributions and multiplicity for the full pp inelastic cross section. In the future, the ALFA detector [9] will provide an absolute luminosity calibration at ATLAS through the measurement of elastic pp scattering at small angles in the Coulomb-Nuclear Interference region. In addition, it is possible to normalize cross section measurements to electroweak processes for which precise NNLO calculations exist, for example W and Z production [10]. Although the cross section for the production of electroweak bosons in pp collisions at $\sqrt{s} = 7$ TeV has been measured by ATLAS [11] and found to be in agreement with the Standard Model expectation, with experimental and theoretical systematic uncertainties of $\sim 7\%$, we choose not to use these data as a luminosity calibration, since such use would preclude future comparisons with theory. However, in the future, it will be possible to monitor the variation of luminosity with time using W and Z production rates.

An alternative is to calibrate the counting techniques using the absolute luminosity \mathcal{L} inferred from measured accelerator parameters [12, 13]:

$$\mathcal{L} = \frac{n_b f_r n_1 n_2}{2\pi \Sigma_x \Sigma_y} \quad (5)$$

where n_1 and n_2 are the numbers of particles in the two colliding bunches and Σ_x and Σ_y characterize the widths of the horizontal and vertical beam profiles. One typically measures Σ_x and Σ_y using *van der Meer* (*vdM*) scans (sometimes also called *beam-separation* or *luminosity* scans) [14]. The observed event rate is recorded while scanning the two beams across each other first in the horizontal (x), then in the vertical (y) direction. This measurement yields two bell-shaped curves, with the maximum rate at zero separation, from which one extracts the values of Σ_x and Σ_y (Sect. 4). The luminosity at zero separation can then be computed using (5), and σ_{vis} extracted from (3) using the measured values of \mathcal{L} and μ^{vis} .

The *vdM* technique allows the determination of σ_{vis} without *a priori* knowledge of the inelastic pp cross section or of detector efficiencies. Scan results can therefore be used to test the reliability of Monte Carlo event generators and of the ATLAS simulation by comparing the visible cross sections predicted by the Monte Carlo for various detectors and algorithms to those obtained from the scan data.

¹In fact, Tevatron cross sections were measured at $\sqrt{s} = 1.8$ TeV and extrapolated to $\sqrt{s} = 1.96$ TeV.

ATLAS uses the vdM method to obtain its absolute luminosity calibration both for online monitoring and for offline analysis. Online, the luminosity at the ATLAS interaction point (IP1) is determined approximately once per second using the counting rates from the detectors and algorithms described in Sects. 2 and 3. The raw event count N is converted to a visible average number of interactions per crossing μ_{vis} as described in Sect. 3.4, and expressed as an absolute luminosity using the visible cross sections σ_{vis} measured during beam-separation scans. The results of all the methods are displayed in the ATLAS control room, and the luminosity from a single online “preferred” algorithm is transmitted to the LHC control room, providing real-time feedback for accelerator tuning.

The basic time unit for storing luminosity information for later use is the *Luminosity Block* (LB). The duration of a LB is approximately two minutes, with begin and end times set by the ATLAS data acquisition system (DAQ). All data-quality information, as well as the luminosity, are stored in a relational database for each LB. The luminosity tables in the offline database allow for storage of multiple methods for luminosity determination and are versioned so that updated calibration constants can be applied. The results of all online luminosity methods are stored, and results from additional offline algorithms are added. This infrastructure enables comparison of the results from different methods as a function of time. After data quality checks have been performed and calibrations have been validated, one algorithm is chosen as the “preferred” offline algorithm for physics analysis and stored as such in the database. Luminosity information is stored as delivered luminosity. Corrections for trigger prescales, DAQ deadtime and other sources of data loss are performed on an LB-by-LB basis when the integrated luminosity is calculated.

2 The ATLAS luminosity detectors

The ATLAS detector is described in detail in Ref. [1]. This section provides a brief description of the subsystems used for luminosity measurements, arranged in order of increasing pseudorapidity.² A summary of the relevant characteristics of these detectors is given in Table 1.

²ATLAS uses a coordinate system where the nominal interaction point is at the center of the detector. The direction of beam 2 (counterclockwise around the LHC ring) defines the z -axis; the x - y plane is transverse to the beam. The positive x -axis is defined as pointing to the center of the ring, and the positive y -axis upwards. Side-A of the detector is on the positive- z side and side-C on the negative- z side. The azimuthal angle ϕ is measured around the beam axis. The pseudorapidity η is defined as $\eta = -\ln(\tan \theta/2)$ where θ is the polar angle from the beam axis.

Table 1 Summary of relevant characteristics of the detectors used for luminosity measurements. For the ZDC, the number of readout channels only includes those used by the luminosity algorithms

| Detector | Pseudorapidity Coverage | # Readout Channels |
|-----------|-------------------------|--------------------|
| Pixel | $ \eta < 2.5$ | 8×10^7 |
| SCT | $ \eta < 2.5$ | 6.3×10^6 |
| TRT | $ \eta < 2.0$ | 3×10^5 |
| MBTS | $2.09 < \eta < 3.84$ | 32 |
| LAr: EMEC | $2.5 < \eta < 3.2$ | 3×10^4 |
| LAr: FCal | $3.1 < \eta < 4.9$ | 5632 |
| BCM | $ \eta = 4.2$ | 8 |
| LUCID | $5.6 < \eta < 6.0$ | 32 |
| ZDC | $ \eta > 8.3$ | 16 |

The Inner Detector is used to measure the momentum of charged particles. It consists of three subsystems: a pixel detector, a silicon strip tracker (SCT) and a transition radiation straw tube tracker (TRT). These detectors are located inside a solenoidal magnet that provides a 2 T axial field. The tracking efficiency as a function of transverse momentum (p_T), averaged over all pseudorapidity, rises from $\sim 10\%$ at 100 MeV to $\sim 86\%$ for p_T above a few GeV [15].

For the initial running period at low instantaneous luminosity ($< 10^{33} \text{ cm}^{-2} \text{ s}^{-1}$), ATLAS has been equipped with segmented scintillator counters, the Minimum Bias Trigger Scintillators (MBTS), located at $z = \pm 365 \text{ cm}$ from the collision center. The main purpose of the MBTS is to provide a trigger on minimum collision activity during a pp bunch crossing. Light emitted by the scintillators is collected by wavelength-shifting optical fibers and guided to a photomultiplier tube (PMT). The MBTS signals, after being shaped and amplified, are fed into leading-edge discriminators and sent to the central trigger processor (CTP). An MBTS hit is defined as a signal above the discriminator threshold (50 mV).

The precise timing ($\sim 1 \text{ ns}$) provided by the liquid argon (LAr) calorimeter is used to count events with collisions, therefore providing a measurement of the luminosity. The LAr calorimeter covers the region $|\eta| < 4.9$. It consists of the electromagnetic calorimeter (EM) for $|\eta| < 3.2$, the Hadronic Endcap for $1.5 < |\eta| < 3.2$ and the Forward Calorimeter (FCal) for $3.1 < |\eta| < 4.9$. The luminosity analysis is based on energy deposits in the Inner Wheel of the electromagnetic endcap (EMEC) and the first layer of the FCal. The precise timing is used to reject background for the offline measurement of the luminosity.

The primary purpose of the Beam Conditions Monitor (BCM) [16] is to monitor beam losses and provide fast feedback to the accelerator operations team. It is an essential ingredient of the detector protection system, providing a fast accelerator abort signal in the event of large beam loss. The BCM consists of two arms of diamond sensors located at

$z = \pm 184$ cm and $r = 5.5$ cm and uses programmable front-end electronics (FPGAs) to histogram the single-sided and coincidence rates as a function of Bunch Crossing Identifier (BCID). These histograms are read out by the BCM monitoring software and made available to other online applications through the online network. Thus, bunch-by-bunch rates are available and are not subject to DAQ downtime. The detector's value as a luminosity monitor is further enhanced by its excellent timing (0.7 ns) which allows for rejection of backgrounds from beam-halo.

LUCID is a Cherenkov detector specifically designed for measuring the luminosity in ATLAS. Sixteen optically reflecting aluminum tubes filled with C_4F_{10} gas surround the beampipe on each side of the interaction point. Cherenkov photons created by charged particles in the gas are reflected by the tube walls until they reach PMTs situated at the back end of the tubes. The Cherenkov light created in the gas typically produces 60–70 photoelectrons, while the quartz window adds another 40 photoelectrons to the signal. After amplification, the signals are split three-fold and presented to a set of constant fraction discriminators (CFDs), charge-to-digital converters and 32-bit flash ADCs with 80 samplings. If the signal has a pulse height larger than the discriminator threshold (which is equivalent to 15 photoelectrons) a tube is “hit.” The hit-pattern produced by all the discriminators is sent to a custom-built electronics card (LUMAT) which contains FPGAs that can be programmed with different luminosity algorithms. LUMAT receives timing signals from the LHC clock used for synchronizing all detectors and counts the number of events or hits passing each luminosity algorithm for each BCID in an orbit. It also records the number of orbits made by the protons in the LHC during the counting interval. At present there are four algorithms implemented in the LUMAT firmware (see Sect. 3.2.3). The data from LUMAT are broadcast to the ATLAS online network and archived for later offline use. In addition, LUMAT provides triggers for the CTP and sends the hit-patterns to the DAQ. The LUCID electronics is decoupled from the DAQ so that it can provide an online luminosity determination even if no global ATLAS run is in progress.

The primary purpose of the Zero-Degree Calorimeter (ZDC) is to detect forward neutrons and photons with $|\eta| > 8.3$ in both pp and heavy-ion collisions. The ZDC consists of two arms located at $z = \pm 140$ m in slots in the LHC TAN (Target Absorber Neutral) [2], occupying space that would otherwise contain inert copper shielding bars. In its final configuration, each arm consists of calorimeter modules, one electromagnetic (EM) module (about 29 radiation lengths deep) followed by three hadronic modules (each about 1.14 interaction lengths deep). The modules are composed of tungsten with an embedded matrix of quartz rods which are coupled to photo multiplier tubes and read out through CFDs. Until July 2010 only the three hadronic

modules were installed to allow running of the LHCf experiment [17], which occupied the location where the EM module currently sits. Taking into account the limiting aperture of the beamline, the effective ZDC acceptance for neutrals corresponds to 1 GeV in p_T for a 3.5 TeV neutron or photon. Charged particles are swept out of the ZDC acceptance by the final-triplet quadrupoles; Monte Carlo studies have shown that neutral secondaries contribute a negligible amount to the typical ZDC energy. A hit in the ZDC is defined as an energy deposit above CFD threshold. The ZDC is fully efficient for energies above ~ 400 GeV.

3 Luminosity algorithms

The time structure of the LHC beams and its consequences for the luminosity measurement (Sect. 3.1) drive the architecture of the online luminosity infrastructure and algorithms (Sect. 3.2). Some approaches to luminosity determination, however, are only possible offline (Sect. 3.3). In all cases, dealing properly with pile-up dependent effects (Sect. 3.4) is essential to ensure the precision of the luminosity measurements.

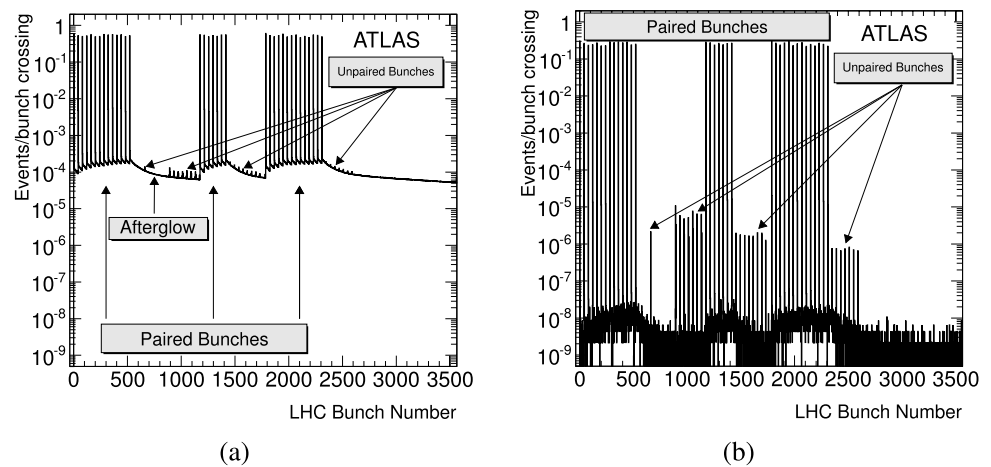
3.1 Bunch patterns and luminosity backgrounds

The LHC beam is subdivided into 35640 RF-buckets of which nominally every tenth can contain a bunch. Subtracting abort and injection gaps, up to 2808 of these 3564 “slots”, which are 25 ns long, can be filled with beam. Each of these possible crossings is labeled by an integer BCID which is stored as part of the ATLAS event record.

Figure 1 displays the event rate per BC, as measured by two LUCID algorithms, as a function of BCID and time-averaged over a run that lasted about 15 hours. For this run, 35 bunch pairs collided in both ATLAS and CMS. These are called “colliding” (or “paired”) BCIDs. Bunches that do not collide at IP1 are labeled “unpaired.” Unpaired bunches that undergo no collisions in any of the IPs are called “isolated.” The structures observed in this figure are visible in the bunch-by-bunch luminosity distributions of all the detectors discussed in this paper, although with magnitudes affected by different instrumental characteristics and background sensitivities. Comparisons of the event rates in colliding, unpaired, isolated and empty bunch crossings for different event-selection criteria provide information about the origin of the luminosity backgrounds, as well as quantitative estimates of the signal purity for each of these detectors and algorithms.

Requiring at least one hit on at least one side (this is referred to as an Event_OR algorithm below) reveals a complex time structure (Fig. 1a). The colliding bunches are clearly distinguished, with a rate of about four orders of magnitude above background. They are followed by a long tail

Fig. 1 Bunch-by-bunch event rate per bunch crossing in ATLAS run 162882, as recorded by a LUCID algorithm that requires **a** at least one hit on either LUCID side (Event_OR), or **b** at least one hit on both LUCID sides (Event_AND) within the same BCID



where the rate builds up when the paired BCID's follow each other in close succession, but decays slowly when no collisions occur for a sufficiently long time. This “afterglow” is also apparent when analyzing the luminosity response of Event_OR algorithms using the BCM or MBTS, albeit at different levels and with different time constants. Instrumental causes such as reflections in signal cables or afterpulsing in photomultipliers have been excluded by pulsing the LED's (the laser) used to calibrate the LUCID (MBTS) phototubes. The “afterglow” level is proportional to the instantaneous luminosity (but depends on the bunch pattern because of the long-decaying tail); it vanishes when beams are out of collision. Requiring a coincidence between the two arms of a luminosity detector suppresses the signal by several orders of magnitude, indicating that the hits are randomly distributed. These observations suggest that this “afterglow” is due to photons from nuclear de-excitation, which in turn is induced by the hadronic cascades initiated by pp collision products. This interpretation is supported by FLUKA simulations of very similar observations in the CMS beam-conditions monitor [18]. BCID's from unpaired and isolated bunches appear as small spikes above the afterglow background. These spikes are the result of beam-gas and beam-halo interactions; in some cases, they may also contain a very small fraction of pp collisions between an unpaired bunch in one beam and a satellite- or debunched- proton component in the opposing beam.³

For the Event_AND algorithm (Fig. 1b), the coincidence requirement between the A- and C-sides suppresses the afterglow signal by an additional four orders of magnitude, clearly showing that this luminosity background is caused

by random signals uncorrelated between the two sides. Unpaired-bunch rates for LUCID_Event_AND lie 4–5 orders of magnitude lower than pp collisions between paired bunches.

This figure illustrates several important points. First, because only a fraction of the BCID's are filled, an algorithm that selects on colliding BCID's is significantly cleaner than one that is BCID-blind. Second, and provided only colliding BCID's are used, the background is small (LUCID) to moderate (MBTS) for Event_OR algorithms, and negligible for Event_AND. In the Event_OR case, the background contains contributions both from afterglow and from beam-gas and beam-halo interactions: its level thus depends crucially on the time separation between colliding bunches.

3.2 Online algorithms

3.2.1 Online luminosity infrastructure

Online luminosity monitoring and archiving can be made available even when only the core ATLAS DAQ infrastructure is active; this makes it possible to provide luminosity information for machine tuning independently of the “busy” state of the DAQ system and of the hardware status of most subdetectors (except for the CTP and for one or more of the luminosity detectors). In addition, since the online luminosity data are collected in the front-end electronics of each detector (or at the CTP input), there is no need for prescaling, even at the highest luminosities.

The calculation and publication of instantaneous luminosities is performed by an application suite called the Online Luminosity Calculator (OLC). The task of the OLC is to retrieve the raw luminosity information (event or hit counts, number of colliding bunches n_b , and number of LHC orbits in the time interval considered) from the online network and to use these data to determine μ and hence the measured luminosity. For each luminosity algorithm, the OLC outputs the instantaneous luminosity, averaged over all colliding BCIDs, at about 1 Hz. These values are displayed

³In proton storage rings, a small fraction of the injected (or stored) beam may fail to be captured into (or may slowly diffuse out of) the intended RF bucket, generating a barely detectable unbunched beam component and/or coalescing into very low-intensity “satellite” bunches that are separated from a nominal bunch by up to a few tens of buckets.

on online monitors, stored in the ATLAS online-monitoring archive and shipped to the LHC control room to assist in collision optimization at IP1. In addition, the OLC calculates the luminosity averaged over the current luminosity block (in all cases the luminosity averaged over all colliding BCIDs, and when available the bunch-by-bunch luminosity vector) and stores these in the ATLAS conditions database.

Most methods provide an LB-averaged luminosity measured from colliding bunches only, but for different detectors the requirement is imposed at different stages of the analysis. The BCM readout driver and the LUCID LUMAT module provide bunch-by-bunch raw luminosity information for each LB, as well as the luminosity per LB summed over all colliding BCID's. For these two detectors, the OLC calculates the total (i.e. bunch-integrated) luminosity using an extension of (3) that remains valid even when each bunch pair produces a different luminosity (reflecting a different value of μ) because of different bunch currents and/or emittances:

$$\mathcal{L} = \sum_{i \in \text{BCID}} \mu_i^{\text{vis}} \frac{f_r}{\sigma_{\text{vis}}} \quad (6)$$

where the sum is performed over the colliding BCID's. This makes it possible to properly apply the pile-up correction bunch-by-bunch (Sect. 3.4).

For detectors where bunch-by-bunch luminosity is unavailable online, (3) is used, with μ^{vis} computed using the known number of paired BCID's and the raw luminosity information averaged over either the colliding BCID's (this is the case for the MBTS) or all BCID's (the front-end luminosity infrastructure of the ZDC provides no bunch-by-bunch capability at this time).

For the MBTS, which lacks appropriate FPGA capabilities in the front end, the selection of colliding bunches is done through the trigger system. The BCID's that correspond to colliding bunches are identified and grouped in a list called the "physics bunch group," which is used to gate the physics triggers. A second set of triggers using unpaired bunches is used offline to estimate beam backgrounds. The MBTS counters provide trigger signals to the CTP, which then uses bunch-group information to create separate triggers for physics and for unpaired bunch groups. The CTP scalers count the number of events that fire each trigger, as well as the number of LHC orbits (needed to compute the rate per bunch crossing). Every 10 s these scalers are read out and published to the online network. Three values are stored for each trigger type: trigger before prescale (TBP), trigger after prescale and trigger after veto (TAV). The TBP counts are calculated directly using inputs to the CTP and are therefore free from any dead time or veto (except when the DAQ is paused), while the TAV corresponds to the rate of accepted events for which a trigger fired. To maximize the statistical power of the measurement and remain unaffected by prescale changes, online luminosity measurements by the MBTS algorithms use the TBP rates.

3.2.2 BCM algorithms

Out of the four sensors on each BCM side, only two are currently used for online luminosity determination. Three online algorithms, implemented in the firmware of the BCM readout driver, report results:

- BCM_Event_OR counts the number of events per BC in which at least one hit above threshold occurs on either the A-side, the C-side or both, within a 12.5 ns window centered on the arrival time of particles originating at IP1.
- BCM_Event_AND counts the number of events per BC where at least one hit above threshold is observed, within a 12.5 ns-wide coincidence window, both on the A- and the C-side. Because the geometric coverage of the BCM is quite small, the event rate reported by this algorithm during the beam-separation scans was too low to perform a reliable calibration. Therefore this algorithm will not be considered further in this paper.
- BCM_Event_XORC counts the number of events per BC where at least one hit above threshold is observed on the C-side, with none observed on the A-side within the same 12.5 ns-wide window. Because converting the event-counting probability measured by this method into an instantaneous luminosity involves more complex combinatorics than for the simpler Event_OR and Event_AND cases, fully exploiting this algorithm requires more extensive studies. These lie beyond the scope of the present paper.

3.2.3 LUCID algorithms

Four algorithms are currently implemented in the LUMAT card:

- LUCID_Zero_OR counts the number of events per BC where at least one of the two detector sides reports no hits within one BCID, or where neither side contains any hit in one BCID.
- LUCID_Zero_AND counts the number of events per BC where no hit is found within one BCID on either detector side.
- LUCID_Hit_OR reports the mean number of hits per BC. In this algorithm, hits are counted for any event where there is at least one hit in any one of the 16 tubes in either detector side in one BCID.
- LUCID_Hit_AND reports the mean number of hits per BC, with the additional requirement that the event contain at least one hit on each of the two detector sides in one BCID.

The LUCID event-counting algorithms simply subtract the number of empty events reported by the zero-counting algorithms above from the total number of bunch crossings:

- LUCID_Event_AND reports the number of events with at least one hit on each detector side ($N_{\text{LUCID_Event_AND}} = N_{\text{BC}} - N_{\text{LUCID_Zero_OR}}$).
- LUCID_Event_OR reports the number of events for which the sum of the hits on both detector sides is at least one ($N_{\text{LUCID_Event_OR}} = N_{\text{BC}} - N_{\text{LUCID_Zero_AND}}$).

Converting measured hit-counting probabilities into instantaneous luminosity does not lend itself to analytic models of the type used for event counting and requires detailed Monte Carlo modeling that depends on the knowledge of both the detector response and the particle spectrum in pp collisions. This modeling introduces additional systematic uncertainties and to be used reliably requires more extensive studies that lie beyond the scope of the present paper.

3.2.4 MBTS algorithms

Raw online luminosity information is supplied by the following two CTP scalers:

- MBTS_Event_OR counts the number of events per BC where at least one hit above threshold is observed on either the A-side or the C-side, or both;
- MBTS_Event_AND counts the number of events per BC where at least one hit above threshold is observed both on the A- and the C-side.

3.2.5 ZDC algorithms

Online luminosity information is supplied by dedicated ZDC scalers that count pulses produced by constant-fraction discriminators connected to the analog sum of ZDC photomultiplier signals on each side separately:

- ZDC_A reports the event rate where at least one hit above threshold is observed on the A-side, irrespective of whether a hit is simultaneously observed on the C-side.
- ZDC_C reports the event rate where at least one hit above threshold is observed on the C-side, irrespective of whether a hit is simultaneously observed on the A-side.
- ZDC_Event_AND reports the event rate where at least one hit above threshold is observed in coincidence on the A- and C-sides. This algorithm is still under study and is not considered further in this paper.

The data described here were taken before the ZDC electronic gains and timings were fully equalized. Hence the corresponding visible cross sections for the A- and C-side differ by a few per cent.

3.3 Offline algorithms

Some luminosity algorithms require detailed information that is not easily accessible online. These algorithms use

data collected with a minimum bias trigger (e.g. one of the MBTS triggers) and typically include tighter requirements to further reduce backgrounds. Because such analyses can only be performed on events that are recorded by the DAQ system, they are statistically less powerful than the online algorithms. However, since the MBTS rates per BCID are not available online, offline algorithms are important for these detectors for runs where the currents are very different from one bunch to the next. In addition, these methods use event selection criteria that are very similar to final physics analyses.

Verification that the luminosities obtained from the offline methods agree well with those obtained from the online techniques through the full range of relevant μ provides an important cross-check of systematic uncertainties. As with the online measurements, the LB-averaged instantaneous luminosities are stored in the ATLAS conditions database.

3.3.1 MBTS timing algorithm

The background rate for events passing the MBTS_Event_AND trigger is a factor of about 1000 below the signal. As a result, online luminosity measurements from that trigger can be reliably calculated without performing a background subtraction. However, the signal-to-background ratio is reduced when the two beams are displaced relative to each other (since the signal decreases but the beam-induced backgrounds remain constant). At the largest beam separations used during the \sqrt{s} scans, the background rate approaches 10% of the signal. While these backgrounds are included in the fit model used to determine the online MBTS luminosity calibration (see Sect. 4.3), it is useful to cross-check these calibrations by reanalysing the data with a tighter offline selection. The offline time resolution of the MBTS is ~ 3 ns and the distance between the A- and C-sides corresponds to a time difference of 23 ns for particles moving at the speed of light. Imposing a requirement that the difference in time measured for signals from the two sides be less than 10 ns reduces the background rate in the MBTS_Event_AND triggered events to a negligible level ($< 10^{-4}$) even at the largest beam displacements used in the scans, while maintaining good signal efficiency. This algorithm is called MBTS_Timing. In those instances where different bunches have substantially different luminosities, MBTS_Timing can be used to properly account for the pile-up dependent corrections.

3.3.2 Liquid argon algorithm

The timing cut used in MBTS_Timing is only applicable to coincidence triggers, where hits are seen both on the A- and C-sides. It is possible to cross-check the online calibration of the single-sided MBTS_Event_OR trigger, where the signal-to-background ratios are lower, by imposing timing requirements on a different detector. The LAr_Timing algorithm uses

the liquid argon endcap calorimeters for this purpose. Events are required to pass the MBTS_Event_OR trigger and to have significant in-time energy deposits in both EM calorimeter endcaps. The analysis considers the energy deposits in the EMEC Inner Wheels and the first layer of the FCal, corresponding to the pseudorapidity range $2.5 < |\eta| < 4.9$. Cells are required to have an energy 5σ above the noise level and to have $E > 250$ MeV in the EMEC or $E > 1200$ MeV in the FCal. Two cells are required to pass the selection on each of the A- and C-side. The time on the A-side (C-side) is then defined as the average time of all the cells on the A-side (C-side) that pass the above requirements. The times obtained from the A-side and C-side are then required to agree to better than ± 5 ns (the distance between the A- and C-sides corresponds to a time difference of 30 ns for particles moving at the speed of light).

3.3.3 Track-based algorithms

Luminosity measurements have also been performed offline by counting the rate of events with one or more reconstructed tracks in the MBTS_Event_OR sample. Here, rather than imposing a timing cut, the sample is selected by requiring that one or more charged particle tracks be reconstructed in the inner detector. Two variants of this analysis have been implemented that differ only in the details of the track selection.

The first method, referred to here as *primary-vertex event counting* (PrimVtx) has larger acceptance. The track selection and vertex reconstruction requirements are identical to those used for the study of charged particle multiplicities at $\sqrt{s} = 7$ TeV [15]. Here, a reconstructed primary vertex is required that is formed from at least two tracks, each with $p_T > 100$ MeV. Furthermore, the tracks are required to fulfill the following quality requirements: transverse impact parameter $|d_0| < 4$ mm with respect to the luminous centroid, errors on the transverse and longitudinal impact parameters $\sigma(d_0) < 5$ mm and $\sigma(z_0) < 10$ mm, at least 4 hits in the SCT, and at least 6 hits in Pixel and SCT.

The second analysis, referred to here as *charged-particle event counting* (ChPart), is designed to allow the comparison of results from ALICE, ATLAS and CMS. It therefore uses fiducial and p_T requirements that are accessible to all three experiments. The method counts the rate of events that have at least one track with transverse momentum $p_T > 0.5$ GeV and pseudorapidity $|\eta| < 0.8$. The track selection and acceptance corrections are identical (with the exception of the $|\eta| < 0.8$ requirement) to those in Ref. [19]. The main criteria are an MBTS_Event_OR trigger, a reconstructed primary vertex with at least three tracks with $p_T > 150$ MeV, and at least one track with $p_T > 500$ MeV, $|\eta| < 0.8$ and at least 6 SCT hits and one Pixel hit. Data are corrected for the trigger efficiency, the efficiency of the vertex requirement and the tracking efficiency, all of which depend on p_T and η .

3.4 Converting counting rates to absolute luminosity

The value of μ_i^{vis} used to determine the bunch luminosity \mathcal{L}_i in BCID i is obtained from the raw number of counts N_i and the number of bunch crossings N_{BC} , using an algorithm-dependent expression and assuming that:

- the number of pp -interactions occurring in any bunch crossing obeys a Poisson distribution. This assumption drives the combinatorial formalism presented in Sects. 3.4.1 and 3.4.2 below.
- the efficiency to detect a single inelastic pp interaction is constant, in the sense that it does not change when several interactions occur in the same bunch crossing. This is tantamount to assuming that the efficiency ε_n for detecting one event associated with n interactions occurring in the same crossing is given by

$$\varepsilon_n = 1 - (1 - \varepsilon_1)^n \quad (7)$$

where ε_1 is the detection efficiency corresponding to a single inelastic interaction in a bunch crossing (the same definition applies to the efficiencies ε^{OR} , ε^A , ε^C and ε^{AND} defined below). This assumption will be validated in Sect. 3.4.3.

The bunch luminosity is then given directly and without additional assumptions by

$$\mathcal{L}_i = \frac{\mu_i^{\text{vis}} f_r}{\sigma_{\text{vis}}} \quad (8)$$

using the value of σ_{vis} measured during beam-separation scans for the algorithm considered. However, providing a value for $\mu \equiv \mu^{\text{vis}}/\varepsilon = \mu^{\text{vis}}\sigma_{\text{inel}}/\sigma_{\text{vis}}$ requires an assumption on the as yet unmeasured total inelastic cross section at $\sqrt{s} = 7$ TeV.⁴

3.4.1 Inclusive-OR algorithms

In the Event_OR case, the logic is straightforward. Since the Poisson probability for observing zero events in a given bunch crossing is $P_0(\mu^{\text{vis}}) = e^{-\mu^{\text{vis}}} = e^{-\mu\varepsilon^{\text{OR}}}$, the probability of observing at least one event is

$$\begin{aligned} P_{\text{Event_OR}}(\mu^{\text{vis}}) &= \frac{N_{\text{OR}}}{N_{\text{BC}}} \\ &= 1 - P_0(\mu^{\text{vis}}) \\ &= 1 - e^{-\mu^{\text{vis}}} \end{aligned} \quad (9)$$

Here the raw event count N_{OR} is the number of bunch crossings, during a given time, in which at least one pp interaction satisfies the event-selection criteria of the OR algorithm under consideration, and N_{BC} is the total number of bunch

⁴ATLAS uses the PYTHIA value of 71.5 mb.

crossings during the same interval. Equation (9) reduces to the intuitive result $P_{\text{Event_OR}}(\mu^{\text{vis}}) \approx \mu^{\text{vis}}$ when $\mu^{\text{vis}} \ll 1$. Solving for μ^{vis} in terms of the event-counting rate yields:

$$\mu^{\text{vis}} = -\ln\left(1 - \frac{N_{\text{OR}}}{N_{\text{BC}}}\right) \tag{10}$$

3.4.2 Coincidence algorithms

For the Event_AND case, the relationship between μ^{vis} and N is more complicated. Instead of depending on a single efficiency, the event-counting probability must be written in terms of ε^A , ε^C and ε^{AND} , the efficiencies for observing an event with, respectively, at least one hit on the A-side, at least one hit on the C-side and at least one hit on both sides simultaneously. These efficiencies are related to the Event_OR efficiency by $\varepsilon^{\text{OR}} = \varepsilon^A + \varepsilon^C - \varepsilon^{\text{AND}}$.

The probability $P_{\text{Event_AND}}(\mu)$ of there being at least one hit on both sides is one minus the probability $P_0^{\text{Zero_OR}}$ of there being no hit on at least one side. The latter, in turn, equals the probability that there be no hit on at least side A ($P_{0A} = e^{-\mu\varepsilon^A}$), plus the probability that there be no hit on at least side C ($P_{0C} = e^{-\mu\varepsilon^C}$), minus the probability that there be no hit on either side ($P_0 = e^{-\mu\varepsilon^{\text{OR}}}$):

$$\begin{aligned} P_{\text{Event_AND}}(\mu) &= \frac{N_{\text{AND}}}{N_{\text{BC}}} \\ &= 1 - P_0^{\text{Zero_OR}}(\mu) \\ &= 1 - (e^{-\mu\varepsilon^A} + e^{-\mu\varepsilon^C} - e^{-\mu\varepsilon^{\text{OR}}}) \\ &= 1 - (e^{-\mu\varepsilon^A} + e^{-\mu\varepsilon^C} - e^{-\mu(\varepsilon^A + \varepsilon^C - \varepsilon^{\text{AND}})}) \end{aligned} \tag{11}$$

This equation cannot be inverted analytically. The most appropriate functional form depends on the values of ε^A , ε^C and ε^{AND} .

For cases such as LUCID_Event_AND and BCM_Event_AND, the above equation can be simplified under the assumption that $\varepsilon^A \approx \varepsilon^C$. The efficiencies ε^{AND} and ε^{OR} are defined by, respectively, $\varepsilon^{\text{AND}} \equiv \sigma_{\text{vis}}^{\text{AND}}/\sigma_{\text{inel}}$ and $\varepsilon^{\text{OR}} \equiv \sigma_{\text{vis}}^{\text{OR}}/\sigma_{\text{inel}}$; the average number of visible inelastic interactions per BC is computed as $\mu^{\text{vis}} \equiv \varepsilon^{\text{AND}}\mu$. Equation (11) then becomes

$$\begin{aligned} \frac{N_{\text{AND}}}{N_{\text{BC}}} &= 1 - 2e^{-\mu(\varepsilon^{\text{AND}} + \varepsilon^{\text{OR}})/2} + e^{-\mu\varepsilon^{\text{OR}}} \\ &= 1 - 2e^{-(1 + \sigma_{\text{vis}}^{\text{OR}}/\sigma_{\text{vis}}^{\text{AND}})\mu^{\text{vis}}/2} \\ &\quad + e^{-(\sigma_{\text{vis}}^{\text{OR}}/\sigma_{\text{vis}}^{\text{AND}})\mu^{\text{vis}}} \end{aligned} \tag{12}$$

The value of μ^{vis} is then obtained by solving (12) numerically using the values of $\sigma_{\text{vis}}^{\text{OR}}$ and $\sigma_{\text{vis}}^{\text{AND}}$ extracted from beam separation scans. The validity of this technique will be quantified in Sect. 5.

If the efficiency is high and $\varepsilon^{\text{AND}} \approx \varepsilon^A \approx \varepsilon^C$, as is the case for MBTS_Event_AND, (11) can be approximated by

$$\mu^{\text{vis}} \approx -\ln\left(1 - \frac{N_{\text{AND}}}{N_{\text{BC}}}\right) \tag{13}$$

The μ -dependence of the probability function $P_{\text{Event_AND}}$ is controlled by the relative magnitudes of ε^A , ε^C and ε^{AND} (or of the corresponding measured visible cross sections). This is in contrast to the Event_OR case, where the efficiency ε_{OR} factors out of (10).

3.4.3 Pile-up-related instrumental effects

The μ -dependence of the probability functions $P_{\text{Event_OR}}$ and $P_{\text{Event_AND}}$ is displayed in Fig. 2. All algorithms saturate at high μ , reflecting the fact that as the pile-up increases, the probability of observing at least one event per bunch crossing approaches one. Any event-counting luminosity algorithm will therefore lose precision, and ultimately become unusable, as the LHC luminosity per bunch increases far beyond present levels. The tolerable pile-up level is detector- and algorithm-dependent: the higher the efficiency ($\varepsilon_{\text{MBTS}}^{\text{OR}} > \varepsilon_{\text{MBTS}}^{\text{AND}} > \varepsilon_{\text{LUCID}}^{\text{OR}} > \varepsilon_{\text{LUCID}}^{\text{AND}}$), the earlier the onset of this saturation.

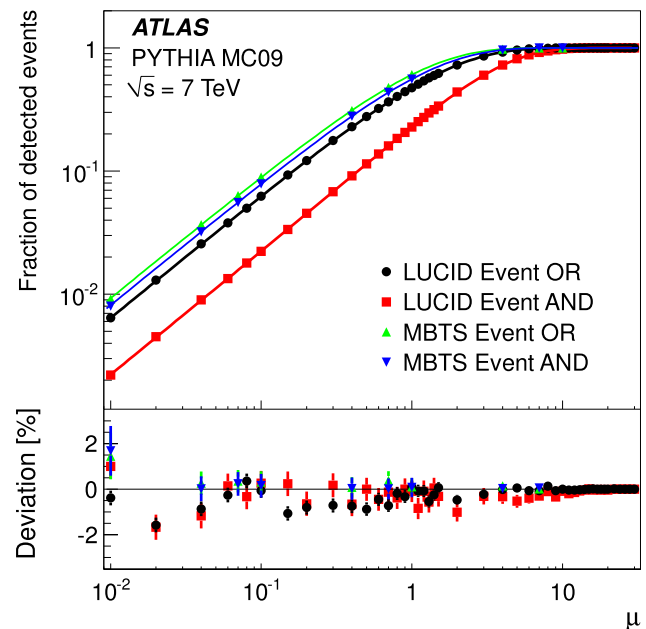


Fig. 2 Fraction of bunch crossings containing a detected event for LUCID and MBTS algorithms as a function of μ , the true average number of inelastic pp interactions per BC. The plotted points are the result of a Monte Carlo study performed using the PYTHIA event generator together with a GEANT4 simulation of the ATLAS detector response. The curves reflect the combinatorial formalism of Sects. 3.4.1 and 3.4.2, using as input only the visible cross sections extracted from that same simulation. The bottom inset shows the difference between the full simulation and the parameterization

The accuracy of the event-counting formalism can be verified using simulated data. Figure 2 (bottom) shows that the parameterizations of Sects. 3.4.1 and 3.4.2 deviate from the full simulation by $\pm 2\%$ at most: possible instrumental effects not accounted for by the combinatorial formalism are predicted to have negligible impact for the bunch luminosities achieved in the 2010 LHC run ($0 < \mu < 5$).

It should be stressed, however, that the agreement between the Poisson formalism and the full simulation depends critically on the validity of the assumption, summarized by (7), that the efficiency for detecting an inelastic pp interaction is independent of the number of interactions that occur in each crossing. This requires, for instance, that the threshold for registering a hit in a phototube (nominally 15 photoelectrons for LUCID) be low enough compared to the average single-particle response. This condition is satisfied by the simulation shown in Fig. 2. Repeating this simulation with the LUCID threshold raised to 50 photoelectrons yields systematic discrepancies as large as 7% between the computed and simulated probability functions for the LUCID Event_AND algorithm. When the threshold is too high, a particle from a single pp interaction occasionally fails to fire the discriminator. However, if two such particles from different pp interactions in the same bunch crossing traverse the same tube, they may produce enough light to register a hit. This effect is called migration.

4 Absolute calibration using beam-separation scans

The primary calibration of all luminosity algorithms is derived from data collected during van der Meer scans. The principle (Sect. 4.1) is to measure simultaneously the collision rate at zero beam separation and the corresponding absolute luminosity inferred from the charge of the colliding proton bunches and from the horizontal and vertical convolved beam sizes [13]. Three sets of beam scans have been carried out in ATLAS, as detailed in Sect. 4.2. These were performed in both the horizontal and the vertical directions in order to reconstruct the transverse convolved beam profile. During each scan, the collision rates measured by the luminosity detectors were recorded while the beams were moved stepwise with respect to each other in the transverse plane.

4.1 Absolute luminosity from beam parameters

In terms of colliding-beam parameters, the luminosity \mathcal{L} is defined (for beams that collide with zero crossing angle) as

$$\mathcal{L} = n_b f_r n_1 n_2 \int \hat{\rho}_1(x, y) \hat{\rho}_2(x, y) dx dy \tag{14}$$

where n_b is the number of colliding bunches, f_r is the machine revolution frequency (11245.5 Hz for LHC), $n_{1(2)}$

is the number of particles per bunch in beam 1 (2) and $\hat{\rho}_{1(2)}(x, y)$ is the normalized particle density in the transverse (x - y) plane of beam 1 (2) at the IP. Under the general assumption that the particle densities can be factorized into independent horizontal and vertical components, ($\hat{\rho}(x, y) = \rho(x)\rho(y)$), (14) can be rewritten as

$$\mathcal{L} = n_b f_r n_1 n_2 \Omega_x(\rho_1(x), \rho_2(x)) \Omega_y(\rho_1(y), \rho_2(y)) \tag{15}$$

where

$$\Omega_x(\rho_1, \rho_2) = \int \rho_1(x) \rho_2(x) dx$$

is the beam overlap integral in the x direction (with an analogous definition in the y direction). In the method proposed by van der Meer [14] the overlap integral (for example in the x direction) can be calculated as:

$$\Omega_x(\rho_1, \rho_2) = \frac{R_x(0)}{\int R_x(\delta) d\delta} \tag{16}$$

where $R_x(\delta)$ is the luminosity (or equivalently μ^{vis})—at this stage in arbitrary units—measured during a horizontal scan at the time the two beams are separated by the distance δ and $\delta = 0$ represents the case of zero beam separation. Σ_x is defined by the equation:

$$\Sigma_x = \frac{1}{\sqrt{2\pi}} \frac{\int R_x(\delta) d\delta}{R_x(0)} \tag{17}$$

In the case where the luminosity curve $R_x(\delta)$ is Gaussian, Σ_x coincides with the standard deviation of that distribution. By using the last two equations, (15) can be rewritten as

$$\mathcal{L} = \frac{n_b f_r n_1 n_2}{2\pi \Sigma_x \Sigma_y} \tag{18}$$

which is a general formula to extract luminosity from machine parameters by performing a beam separation scan. Equation (18) is quite general; Σ_x and Σ_y only depend on the area under the luminosity curve.

4.2 Luminosity-scan data sets

Three van der Meer scans have been performed at the ATLAS interaction point (Table 2). The procedure [12, 20] ran as follows. After centering the beams on each other at the IP in both the horizontal and the vertical plane using mini-scans, a full luminosity-calibration scan was carried out in the horizontal plane, spanning a range of $\pm 6\sigma_b$ in horizontal beam-separation (where σ_b is the nominal transverse size of either beam at the IP). A full luminosity-calibration scan was then carried out in the vertical plane, again spanning a range of $\pm 6\sigma_b$ in relative beam separation.

The mini-scans used to first center the beams on each other in the transverse plane were done by activating closed

Table 2 Summary of the main characteristics of the three beam scans performed at the ATLAS interaction point. The values of luminosity/bunch and μ are given for zero beam separation

| | vdM Scan I (April 26, 2010) | vdM Scans II, III (May 9, 2010) |
|--|--|--|
| LHC Fill Number | 1059 | 1089 |
| Scan Directions | 1 horizontal scan followed by 1 vertical scan | 2 horizontal scans followed by 2 vertical scans |
| Total Scan Steps per Plane | 27 ($\pm 6\sigma_b$) | 54 (27 + 27) ($\pm 6\sigma_b$) |
| Scan Duration per Step | 30 sec | 30 sec |
| Number of bunches colliding in ATLAS | 1 | 1 |
| Total number of bunches per beam | 2 | 2 |
| Number of protons per bunch | $\sim 0.1 \cdot 10^{11}$ | $\sim 0.2 \cdot 10^{11}$ |
| β^* (m) | ~ 2 | ~ 2 |
| σ_b (μm) [assuming nominal emittances] | ~ 45 | ~ 45 |
| Crossing angle (μrad) | 0 | 0 |
| Typical luminosity/bunch ($\mu\text{b}^{-1}/\text{s}$) | $4.5 \cdot 10^{-3}$ | $1.8 \cdot 10^{-2}$ |
| μ (interactions/crossing) | 0.03 | 0.11 |

orbit bumps⁵ around the IP that vary the IP positions of both beams by $\pm 1\sigma_b$ in opposite directions, either horizontally or vertically. The relative positions of the two beams were then adjusted, in each plane, to achieve (at that time) optimum transverse overlap.

The full horizontal and vertical scans followed an identical procedure, where the same orbit bumps were used to displace the two beams in opposite directions by $\pm 3\sigma_b$, resulting in a total variation of $\pm 6\sigma_b$ in relative displacement at the IP. In Scan I, the horizontal scan started at zero nominal separation, moved to the maximum separation in the negative direction, stepped back to zero and on to the maximum positive separation, and finally returned to the original settings of the closed-orbit bumps (zero nominal separation). The same procedure was followed for the vertical scan. In Scans II and III, after collision optimization with the transverse mini-scans, a full horizontal scan was taken from negative to positive nominal separation, followed by a hysteresis cycle where the horizontal nominal separation was run to $-6\sigma_b$, then 0 then $+6\sigma_b$, and finally followed by a full horizontal scan in the opposite direction to check for potential hysteresis effects. The same procedure was then repeated in the vertical direction.

For each scan, at each of 27 steps in relative displacement, the beams were left in a quiescent state for ~ 30 seconds. During this time the (relative) luminosities measured by all active luminosity monitors were recorded as a func-

tion of time in a dedicated online-data stream, together with the value of the nominal separation, the beam currents and other relevant accelerator parameters transmitted to ATLAS by the accelerator control system. In addition, the full data acquisition system was operational throughout the scan, using the standard trigger menu, and triggered events were recorded as part of the normal data collection.

4.3 Parametrization and analysis of the beam scan data

Data from all three scans have been analyzed both from the dedicated online-data stream and from the standard ATLAS data stream. Analyses using the standard data stream suffer from reduced statistical precision relative to the dedicated stream, but allow for important cross-checks both of the background rates and of the size and position of the luminous region. In addition, because this stream contains full events, these data can be used to measure the visible cross section corresponding to standard analysis selections that require, for example, timing cuts in the MBTS or the liquid argon Calorimeter or the presence of a reconstructed primary vertex. Measurements performed using these two streams provide a consistent interpretation of the data within the relevant statistical and systematic uncertainties.

In all cases, the analyses fit the relative variation of the bunch luminosity as a function of the beam separation to extract Σ_x and Σ_y (17). These results are then combined with the measured bunch currents to determine the absolute luminosity using (18). Although the pile-up effects remained relatively weak during these scans, the raw

⁵A closed orbit bump is a local distortion of the beam orbit that is implemented using pairs of steering dipoles located on either side of the affected region. In this particular case, these bumps are tuned to translate either beam parallel to itself at the IP, in either the horizontal or the vertical direction.

rates ($P_{\text{Event_OR}}, P_{\text{Event_AND}}, \dots$) are converted⁶ into a mean number of interactions per crossing μ^{vis} as described in Sect. 3.4. In addition, to remove sensitivity to the slow decay of the beam currents over the duration of the scan, the data are analyzed as *specific rates*, obtained by dividing the measured average interaction rate per BC by the product of the bunch currents measured at that scan point:

$$R_{\text{sp}} = \frac{(n_1 n_2)_{\text{MAX}}}{(n_1 n_2)_{\text{meas}}} R_{\text{meas}} \tag{19}$$

Here $(n_1 n_2)_{\text{meas}}$ is the product of the numbers of protons in the two colliding bunches during the measurement, $(n_1 n_2)_{\text{MAX}}$ is its maximum value during the scans, and R_{meas} is the value of μ^{vis} at the current scan point.

Beam currents are measured using two complementary LHC systems [21]. The fast bunch-current transformers (FBCT) are AC-coupled, high-bandwidth devices which use gated electronics to perform continuous measurements of individual bunch charges for each beam. The Direct-Current Current Transformers (DCCT) measure the total circulating intensity in each of the two beams irrespective of their underlying time structure. The DCCT's have intrinsically better accuracy, but require averaging over hundreds of seconds to achieve the needed precision. The relative (bunch-to-bunch) currents are based on the FBCT measurement. The absolute scale of the bunch intensities n_1 and n_2 is determined by rescaling the total circulating charge measured by the FBCTs to the more accurate DCCT measurements. Detailed discussions of the performance and calibration of these systems are presented in Ref. [22].

Fits to the relative luminosity require a choice of parametrization of the shape of the scan curve. For all detectors and algorithms, fits using a single Gaussian or a single Gaussian with a flat background yield unacceptable χ^2 distributions. In all cases, fits to a double Gaussian (with a common mean) plus a flat background result in a χ^2 per degree of freedom close to one. In general, the background rates are consistent with zero for algorithms requiring a coincidence between sides, while small but statistically significant backgrounds are observed for algorithms requiring only a single side. These backgrounds are reduced to less than 0.3% of the luminosity at zero beam separation by using data from the paired bunches only. Offline analyses that require timing or a primary vertex, in addition to being restricted to paired bunches, have very low background. The residual background is subtracted using the rate measured in unpaired bunches; no background term is therefore needed in the fit function for the offline case. Examples of such fits are shown in Fig. 3.

⁶For the coincidence algorithms, the procedure is iterative because it requires the *a priori* knowledge of σ_{vis} . Monte Carlo estimates were used as the starting point.

For these fits the specific rate is described by a double Gaussian:

$$R_x(\delta) = R_x(x - x_0) = \int \frac{R_x(\delta) d\delta}{\sqrt{2\pi}} \left[\frac{f_i e^{-\frac{(x-x_0)^2}{2\sigma_i^2}}}{\sigma_i} + \frac{(1 - f_i) e^{-\frac{(x-x_0)^2}{2\sigma_j^2}}}{\sigma_j} \right] \tag{20}$$

Here σ_i and σ_j are the widths of first and second Gaussians respectively, f_i is the fraction of the rate in the first Gaussian and x_0 is introduced to allow for the possibility that the beams are not perfectly centered at the time of the scan. The value of Σ_x in (18) is calculated as

$$\frac{1}{\Sigma_x} = \left[\frac{f_i}{\sigma_i} + \frac{1 - f_i}{\sigma_j} \right] \tag{21}$$

4.4 Fit results

Summaries of the relevant fit parameters for the three scans are presented in Tables 7 through 9 in the Appendix. Because the emittance during Scan I was different from that during Scans II and III, the values of Σ_x and Σ_y are not expected to be the same for the first and the later scans. Furthermore, because the beam currents were lower in Scan I, the peak luminosities for this scan are lower than for the later scans. These tables, as well as Fig. 4, show that the mean position and Σ for a given scan are consistent within statistical uncertainties amongst all algorithms. These data also indicate several potential sources of systematic uncertainty. First, the fitted position of the peak luminosity deviates from zero by as much as 7 μm , indicating that the beams may not have been properly centered before the start of the scan. Second, in scans II and III, the peak luminosities for the horizontal and vertical scans, as measured with a single algorithm, show a systematic difference of as much as 5% (with a lower rate observed in the vertical scan for all algorithms). This systematic dependence may indicate a level of irreproducibility in the scan setup. The effect of these systematic uncertainties on the luminosity calibration is discussed in Sect. 4.5.

Figure 5 (and Table 10 in the Appendix) report the specific luminosity normalized to units of 10^{11} protons per bunch

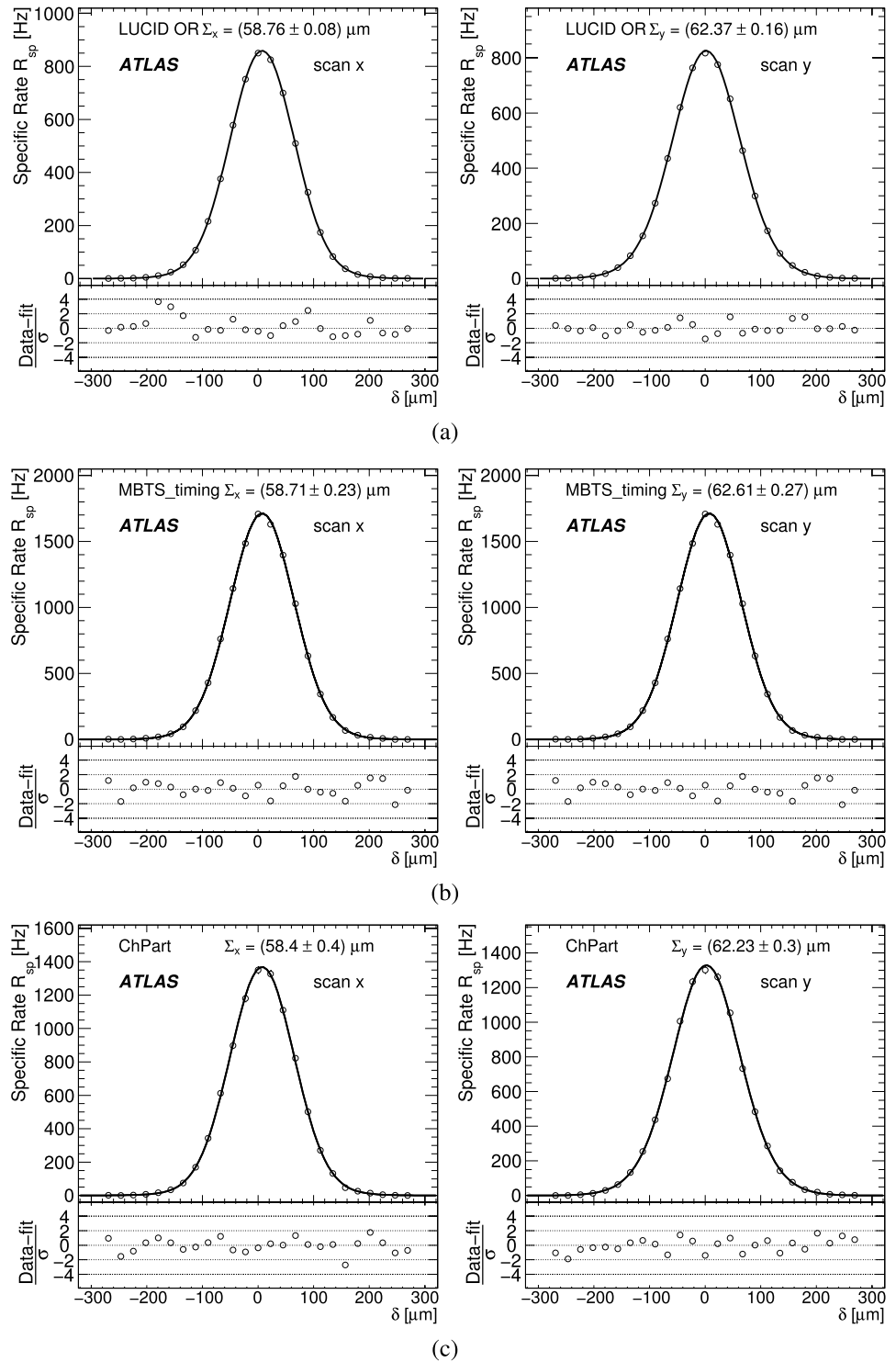
$$\mathcal{L}_{\text{spec}} = 10^{22} (\text{p/bunch})^2 \frac{f_r}{2\pi \Sigma_x \Sigma_y} \tag{22}$$

The differences between algorithms within each of Scans II and III is consistent within statistics, and the average specific luminosities measured in these two scans agree to better than 0.3%.

Calibration of the absolute luminosity from the beam scans uses the following expression for σ_{vis} :

$$\sigma_{\text{vis}} = \frac{R^{\text{MAX}}}{\mathcal{L}^{\text{MAX}}} = R^{\text{MAX}} \frac{2\pi \Sigma_x \Sigma_y}{n_b f_r (n_1 n_2)_{\text{MAX}}} \tag{23}$$

Fig. 3 Results of fits to the second luminosity scan in the x (left) and y (right) direction for the **a** LUCID_Event_OR, **b** MBTS_Timing, and **c** ChPart algorithms. The panels at the bottom of each graph show the difference of the measured rates from the value predicted by the fit, normalized to the statistical uncertainty on the data (σ)



where R^{MAX} and \mathcal{L}^{MAX} are, respectively, the value of R_{sp} and the absolute luminosity (inferred from the measured machine parameters) when the beams collide exactly head-on. Since there are two independent measurements, one each for the x and y directions, and each has the same statistical significance, the average of the two measurements is consid-

ered as the best estimate of R^{MAX} :

$$R^{\text{MAX}} = \frac{1}{2}(R_x^{\text{MAX}} + R_y^{\text{MAX}}) \tag{24}$$

The values of σ_{vis} for each method and each scan are reported in Table 10 in the Appendix. While the results of the

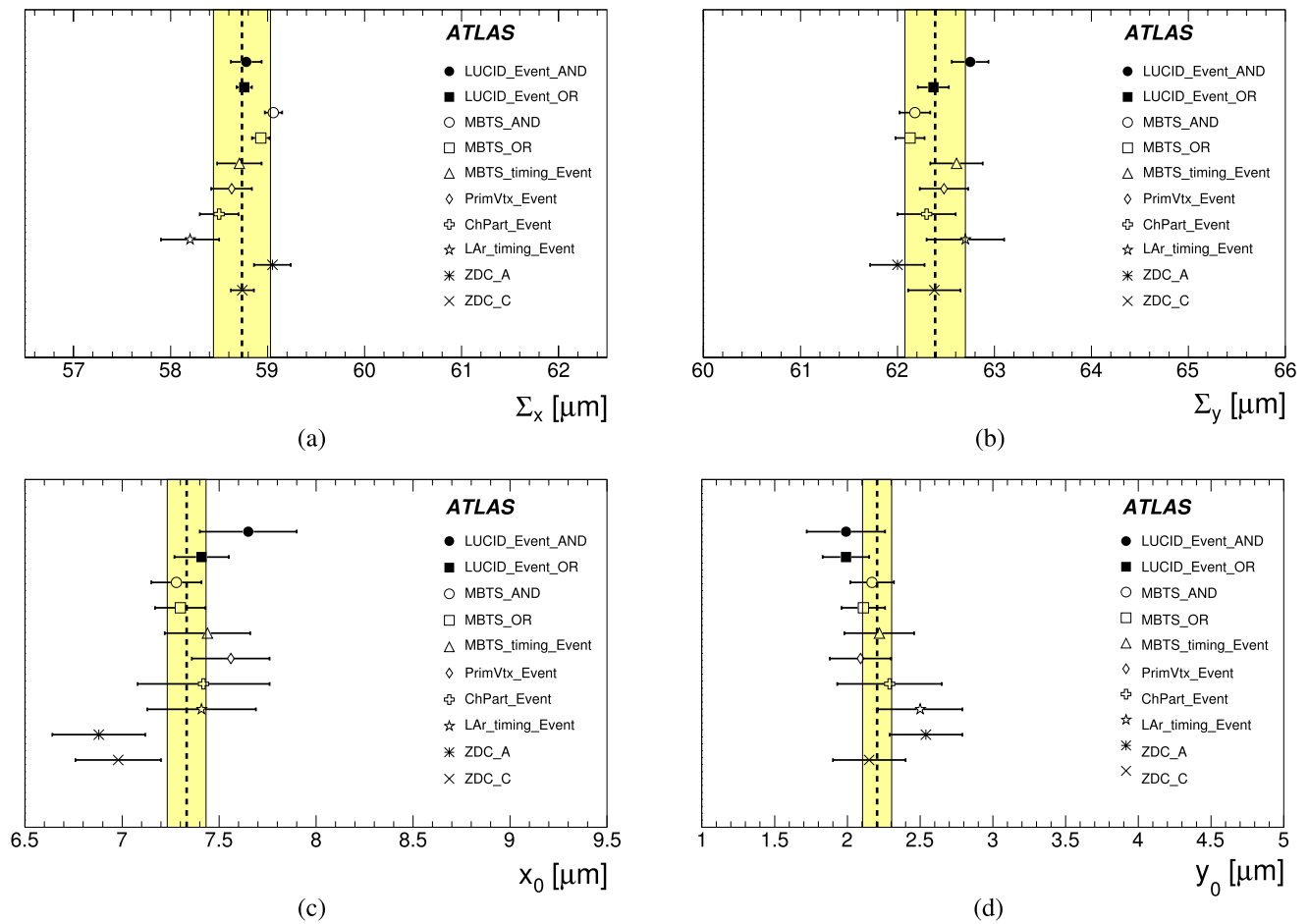


Fig. 4 Fit results for the values of **a** Σ_x , **b** Σ_y , **c** x_0 and **d** y_0 obtained using different luminosity algorithms during Scan II. The *dashed vertical line* shows the unweighted average of all the algorithms. The *shaded bands* indicate $\pm 0.5\%$ deviations from the mean for **(a)** and **(b)**

and $\pm 0.1 \mu\text{m}$ deviations from the mean for **(c)** and **(d)**. In all cases, the uncertainties on the points are the statistical errors reported by the *vdM* fit. Uncertainties for different algorithms using the same detector are correlated

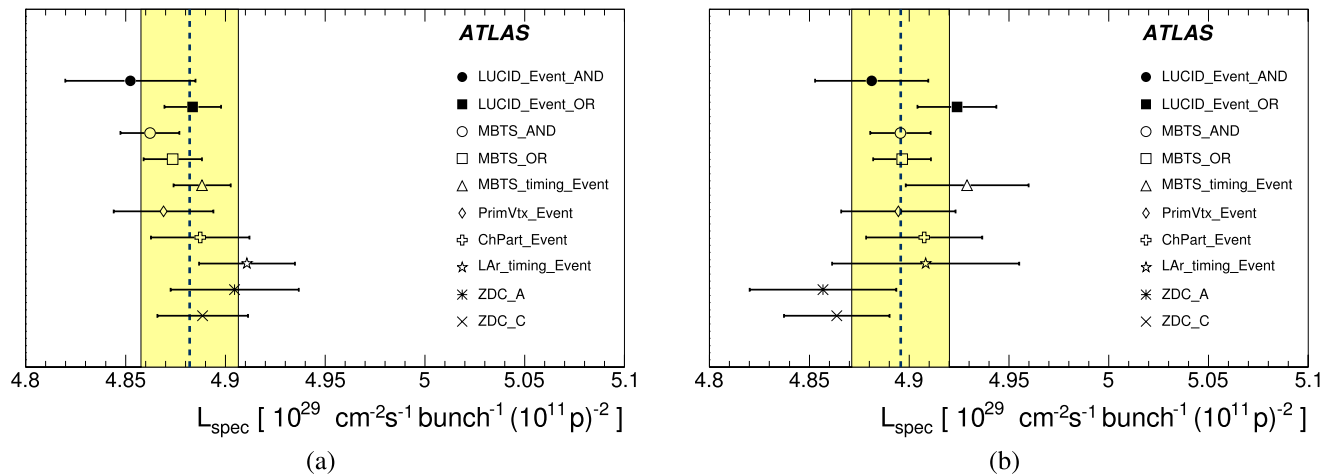


Fig. 5 Comparison of the specific luminosities obtained using various luminosity algorithms for **a** Scan II and **b** Scan III. The *dashed lines* show the unweighted average of all algorithms; the *shaded band* indi-

cates a $\pm 0.5\%$ variation from that mean. The uncertainties on the points are the statistical errors reported by the *vdM* fit. Uncertainties for different algorithms using the same detector are correlated

second and third luminosity scans are compatible within statistical uncertainties, those of the first luminosity scan are lower by 2.7% to 4.8% for all online algorithms, but are consistent for the offline track-based algorithms. These differences again indicate possible systematic variations occurring between machine fills and are most likely to be caused by variations in the beam current calibration (see Sect. 4.5).

4.5 Systematic uncertainties

Systematic uncertainties affecting the luminosity and visible cross section measurements arise from the following effects.

1. Beam intensities

A systematic error in the measurement of the absolute bunch charge translates directly into an uncertainty on the luminosity calibration. The accuracy of the bunch intensity measurement depends on that of the DCCT calibration. While laboratory measurements indicate an rms absolute scale uncertainty of better than 1.2%, the DCCT suffers from slow baseline drifts that are beam-, time- and temperature-dependent. These baseline offsets can only be determined with no beam in the LHC.

For the fills under consideration, the DCCT baseline was measured before injection, and then again after dumping the beam. The DCCT-baseline determination is subject to magnetic and electronic drifts that translate into an rms uncertainty on the total circulating charge of $\sim 1.15 \times 10^9$ protons. Conservatively combining the uncertainty on the absolute scale and on the baseline subtraction linearly yields a fractional uncertainty on the total charge $n_{1(2)}$ in beam 1 (2) of

$$\frac{\sigma(n_{1(2)})}{n_{1(2)}} = \frac{1.15 \times 10^9}{n_b n_{1(2)}} + 0.012 \tag{25}$$

Treating the current-scale uncertainty as fully correlated between the two beams results in a total systematic error of $\pm 14\%$ on the product of bunch currents for Scan I, and of $\pm 8\%$ for each of Scans II and III. Conservatively taking the arithmetic average of the three values yields an overall $\pm 10\%$ systematic uncertainty for the

running conditions summarized in Table 3. Because the baseline correction dominates the overall bunch-charge uncertainty, and because it drifts on the time scale of a few hours, these uncertainties are largely uncorrelated between the first (scan I) and the second (scans II + III) luminosity-calibration sessions.

2. Length-Scale Calibration

Fits to the beam size depend on knowledge of the relative displacement between the beams at each scan step. Thus, any miscalibration of the beam separation length-scale will result in a mismeasurement of the luminosity. The desired nominal beam separation during beam scans determines the magnet settings of the closed orbit bumps that generate the beam separation. The only accelerator instrumentation available for calibrating the length-scale of the beam separation is the beam position monitor system. Unfortunately, the short-term stability and reliability of this system are not adequate to perform such a calibration. In contrast, the vertex resolution of the ATLAS Inner Detector provides a stable and precise method of calibration. These calibrations were done in dedicated scans where both beams were moved in the same direction first by $+100 \mu\text{m}$ and then by $-100 \mu\text{m}$ from the nominal beam position, first in the horizontal and then in the vertical direction. The luminous beam centroid was determined using reconstructed primary vertices. In addition, the primary vertex event rate was monitored to ensure that the two beams remained centered with respect to each other. The calibration constants derived for the length-scale were (1.001 ± 0.003) and (1.001 ± 0.004) in the horizontal and vertical directions respectively, indicating that the scale associated with the magnet settings and that obtained from the ATLAS Inner Detector agree to better than 0.5%. The dominant source of uncertainty is the precision with which the two beams could be kept transversely aligned during the length-scale calibration scans. In addition, these scans consisted of only three points and extended to only $\pm 100 \mu\text{m}$; therefore these data do not allow for studies of non-linearities, nor for checks of the calibration at the larger beam displacements used during the luminosity-calibration scans. Finally, if the transverse widths of the two beams happened

Table 3 Summary of systematic uncertainties on the visible cross sections obtained from beam scans. Because σ_{vis} is used to determine the absolute luminosity (see (3)), these results are also the systematic uncertainty on the beam-scan based luminosity calibrations

| Source | Uncertainty on σ_{vis} (%) |
|--|--|
| Beam Intensities | 10 |
| Length-Scale Calibration | 2 |
| Imperfect Beam Centering | 2 |
| Transverse Emittance Growth & Other Sources of Non-Reproducibility | 3 |
| μ Dependence | 2 |
| Fit Model | 1 |
| Total | 11 |

to be significantly different, the measured displacements of the luminous centroid at each scan point would not exactly reflect the average displacement of the two beams. The combination of these effects results in an estimated systematic uncertainty of 2% on the length-scale calibration, in spite of the high precision of the calibration-scan data.

3. Imperfect Beam Centering

If the beams are slightly offset with respect to each other in the scan direction, there is no impact on the results of the luminosity scan. However, a deviation from zero separation in the transverse direction orthogonal to that of the scan reduces the rate observed for all the data points of that scan. The systematic uncertainty associated with imperfect beam centering has been estimated by considering the maximum deviation of the peak position (measured in terms of the nominal beam separation) from the nominal null separation that was calibrated through the re-alignment of the beams at the beginning of that scan. This deviation is translated into an expected decrease in rate and therefore in a systematic uncertainty affecting the measurement of the visible cross section. A systematic uncertainty of 2% is assigned.

4. Transverse Emittance Growth and Other Sources of Non-reproducibility

Wire-scanner measurements of the transverse emittances of the LHC beams were performed at regular intervals during the luminosity-scan sessions, yielding measured emittance degradations of roughly 1% to 3% per beam and per plane between the first and the last scan at the ATLAS IP [23]. This emittance growth causes a progressive increase of the transverse beam sizes (and therefore of Σ_x and Σ_y), leading to a $\sim 2\%$ degradation of the specific luminosity. This luminosity degradation, in turn, should be reflected in a variation over time of the specific rates R_x^{MAX} and R_y^{MAX} (24). A first potential bias arises because if the time dependence of Σ_x and Σ_y during a scan is not taken into account, the emittance growth may effectively distort the luminosity-scan curve. Next, and because the horizontal and vertical scans were separated in time, uncorrected emittance growth may induce inconsistencies in computing the luminosity from accelerator parameters using (23). The emittance growth was estimated independently from the wire-scanner data, and by a technique that relies on the relationship, for Gaussian beams, between Σ , the single-beam sizes σ_1 and σ_2 and the transverse luminous size σ_L (which is measured using the spatial distribution of primary vertices) [24]:

$$\Sigma = \sqrt{\sigma_1^2 + \sigma_2^2} \quad (26)$$

$$\frac{1}{\sigma_L} = \sqrt{\frac{1}{\sigma_1^2} + \frac{1}{\sigma_2^2}}$$

Here the emittance growth is taken from the measured evolution of the transverse luminous size during the fill. The variations in both Σ and R^{MAX} (which should in principle cancel each other when calculating the visible cross-section) were then predicted from the two emittance-growth estimates, and compared to the luminosity-scan results. While the predicted variation of Σ between consecutive scans is very small (0.3–0.8 μm) and well reproduced by the data, the time evolution of R^{MAX} displays irregular deviations from the wire-scanner prediction of up to 3%, suggesting that at least one additional source of non-reproducibility is present. Altogether, these estimates suggest that a $\pm 3\%$ systematic uncertainty on the luminosity calibration be assigned to emittance growth and unidentified causes of non-reproducibility.

5. μ -Dependence of the Counting Rate

All measurements have been corrected for μ dependent non-linearities. Systematic uncertainties on the predicted counting rate as a function of μ have been studied using Monte Carlo simulations, where the efficiency (or equivalently σ_{vis}) have been varied. For $\mu < 2$ the uncertainty is estimated to be $< 2\%$, as illustrated in Fig. 2.

6. Choice of Fit Model

For all methods, fits of the scan data to the default function (double Gaussian with common mean plus constant background for the online algorithms and double Gaussian for the background-free offline algorithms) have χ^2 per degree of freedom values close to 1.0, indicating that the fits are good. The systematic uncertainty due to this choice of fit function has been estimated by refitting the offline data using a cubic spline as an alternative model. The value of σ_{vis} changes by approximately 1%.

7. Transverse coupling at the IP

The scan formalism described in Sect. 4.1 explicitly supposes that the horizontal and vertical charge-density functions are uncorrelated at the IP. The impact of linear transverse coupling on the validity of this assumption has been studied in detail in Ref. [23]. This analysis shows that (16)–(18) remain fully valid if at the collision point, either at least one of the beams is round, or neither beam is tilted in the x – y plane, or the beams have equal tilts. In the case of unequal horizontal and vertical emittances and/or β -functions, the maximum error due to a residual tilt of the two beams can be computed using LHC lattice functions measured by resonant excitation and emittance ratios extracted from wire-scanner measurements. The resulting error on the absolute luminosity computed using (18) is found to be negligible ($< 0.25\%$).

A summary of the systematic uncertainties is presented in Table 3. The overall uncertainty of 11% is dominated by the

measurement of the beam intensities. At least some portion of this uncertainty is common to interaction points 1 (ATLAS) and 5 (CMS); the size of this correlated uncertainty remains under study.

5 Internal consistency of luminosity measurements

It is possible to test the consistency of the νdM calibrations by comparing the luminosities obtained using different luminosity detectors and/or algorithms. Figure 6 shows the instantaneous luminosities obtained by various algorithms for Run 162882⁷, each normalized using the calibration extracted from its νdM scan data. The absolute luminosities agree to better than 2%; the relative luminosities track each other over time to within the statistical fluctuations. Over most of the 2010 pp run, LUCID_Event_OR was chosen as the preferred offline algorithm because its pile-up correction was well-understood, its statistical power was adequate and backgrounds for this algorithm were low.

Comparing the residual μ -dependence (if any) of the measured luminosity across multiple detectors and algorithms probes the consistency of the pile-up correction procedures described in Sect. 3.4. Figure 7 shows, for some of the LUCID and MBTS algorithms, the raw counting rate as a function of the average number of inelastic interactions per BC measured by LUCID_Event_OR using the prescription of Sect. 3.4.1. Non-linearities are apparent (as expected) for the LUCID_Event_AND, LUCID_Event_OR and MBTS_Event_AND algorithms. If the parametrizations of Sect. 3.4 are correct, however, then the ratio of the luminosities determined using the different algorithms should be independent of μ . Figure 8 shows that the values of μ obtained with the LUCID_Event_AND and MBTS_Event_AND algorithms remain within $\pm 1\%$ of that measured using the LUCID_Event_OR algorithm over the range $0 < \mu < 2.5$. Comparisons of the LUCID_Event_OR and LUCID_Event_AND algorithms demonstrate agreement up to $\mu = 5$, the highest

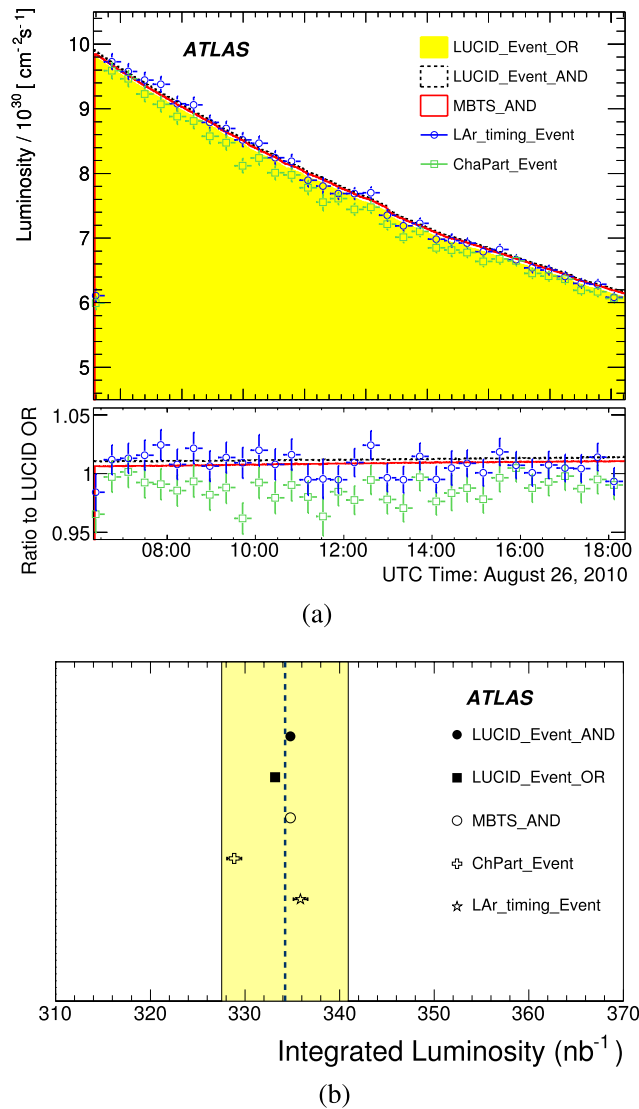


Fig. 6 **a** ATLAS instantaneous luminosity for Run 162882, as measured using several algorithms. Each curve is independently normalized using the νdM calibration obtained for that algorithm. The inset at the bottom shows the ratio of the luminosity obtained with each algorithm to that obtained with LUCID_Event_OR. The statistical uncertainties for the online algorithms (LUCID_Event_OR, LUCID_Event_AND and MBTS_Event_AND) are negligible. Statistical uncertainties for the offline algorithms (LAr_Timing and ChPart) are displayed. **b** Comparison of the integrated luminosity obtained for Run 162882 for each of the algorithms shown above, together with the statistical uncertainties on the measurements. The dotted line shows the weighted mean of all the algorithms. The shaded band indicates a $\pm 2\%$ deviation from that mean

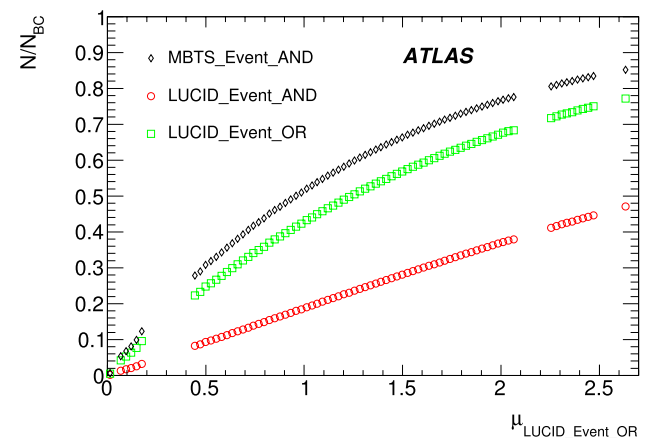


Fig. 7 Fraction of bunch crossings containing a detected event (N/N_{BC}) for several algorithms, as a function of $\mu_{LUCID_Event_OR}$

⁷The bunch-by-bunch event rate per crossing for LUCID_Event_OR averaged over the full run is shown in Fig. 1.

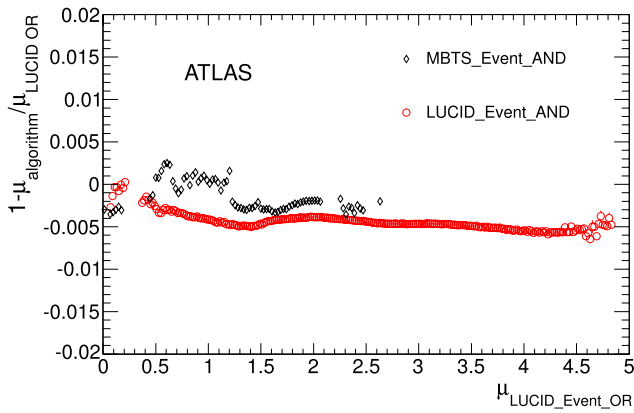


Fig. 8 Fractional deviation of the average value of μ obtained with the MBTS_Event_AND and LUCID_Event_AND algorithms with respect to the LUCID_Event_OR algorithm as a function of μ obtained with LUCID_Event_OR

value of μ obtained during the 2010 LHC run. No results are presented beyond $\mu = 2.5$ for the MBTS because during the corresponding data-taking period the short spacing between consecutive LHC bunches made the MBTS luminosity measurement unreliable. Possible causes include the long duration of the analog pulse, saturation effects following large energy deposits, time jitter introduced by the electronics used at the time, and afterglow background.

6 Comparison with Monte Carlo generators

Because the vdM method does not require knowledge of the inelastic cross section nor of the detector acceptance, the values of σ_{vis} obtained from the beam scans can be used to test the accuracy of the predictions of Monte Carlo event generators. Such predictions suffer from several theoretical uncertainties. First, because the pp inelastic cross section has not been measured at 7 TeV, the generators obtain σ_{inel} by extrapolating from lower energy. Results of this extrapolation depend on the functional form used. The PYTHIA and PHOJET generators, for example, predict values for σ_{inel} that differ by 6.6%. Second, the generators must separately model the non-diffractive (ND), single-diffractive (SD) and double-diffractive (DD) components of the cross section. There exists no unique prescription for classifying events as diffractive or non-diffractive and no calculation of the cross sections from first principles. Typical uncertainties associated with such classifications are illustrated in Table 4. The fraction of σ_{inel} corresponding to ND events is 68% in PYTHIA and 81% in PHOJET, while the DD fractions are 13% and 5% respectively. Finally, there are significant uncertainties on the modeling of the predicted multiplicity-, p_T - and η -distributions for particles produced in soft pp interactions, particularly for the poorly constrained diffractive

Table 4 Predicted inelastic pp cross sections at $\sqrt{s} = 7$ TeV for PYTHIA and for PHOJET. A small (~ 1 mb) contribution from double-pomeron processes (“central diffraction”) is not included in these cross section predictions

| Cross Section at $\sqrt{s} = 7$ TeV | | |
|-------------------------------------|-------------|-------------|
| Process | PYTHIA (mb) | PHOJET (mb) |
| Non-diffractive (ND) | 48.5 | 61.6 |
| Single-diffractive (SD) | 13.7 | 10.7 |
| Double-diffractive (DD) | 9.3 | 3.9 |
| Total | 71.5 | 76.2 |

components. Differences in these distributions will affect the efficiencies for events to pass the selection criteria of a specific luminosity algorithm.

Within the framework of Monte Carlo generators, σ_{vis} is calculated using the expression

$$\sigma_{vis} = \varepsilon_{ND}\sigma_{ND} + \varepsilon_{SD}\sigma_{SD} + \varepsilon_{DD}\sigma_{DD} \tag{27}$$

where $\varepsilon_{process}$ are the efficiencies and $\sigma_{process}$ the cross sections for the individual inelastic processes (ND, SD and DD). Table 5 shows the predicted efficiencies for observing ND, SD and DD events using either PYTHIA (with the default ATLAS MC09 tune [25]) or PHOJET, for some of the algorithms described in Sect. 3. In general, the PHOJET predictions are about 15% to 20% higher than those obtained with PYTHIA. One exception is LUCID_Event_AND which is less sensitive to the diffractive processes: here the two generators agree to within 5% overall. Additional systematic uncertainties on these predictions, associated with the modeling of the detector response in the simulation, are algorithm- and trigger-dependent and vary from 2.2% for MBTS_Event_OR to 6% for LUCID_Event_AND.

As noted in Sect. 4.4, there is a systematic difference between the values of σ_{vis} obtained from the first scan and those based on the second and third scans. In reporting our best estimate of the measured visible cross sections, we chose to average the results of the first scan with the average of the second and third scans. Comparisons of the vdM scan measurements with the Monte Carlo predictions are presented in Table 6 and Fig. 9. For a given event generator, the comparisons exhibit an RMS spread of 4 to 5%; on the average, the PYTHIA (PHOJET) predictions are 15% (33%) higher than the data. Given the 11% systematic uncertainty on the vdM calibration, which is correlated across all algorithms, PYTHIA agrees with the data at the level of 1.5σ , while PHOJET and the data deviate at the 3σ level.

Table 5 Efficiencies at $\sqrt{s} = 7$ TeV for several of the luminosity methods described in Sect. 3. The predicted visible cross sections σ_{vis} are obtained using (27), the efficiencies in the present table and the cross sections in Table 4

| Process | LUCID_Event_OR | | LUCID_Event_AND | |
|---------------------|----------------|--------|-----------------|--------|
| | Efficiency (%) | | Efficiency (%) | |
| | PYTHIA MC09 | PHOJET | PYTHIA MC09 | PHOJET |
| ND | 79.7 | 73.7 | 30.8 | 24.9 |
| SD | 28.7 | 44.3 | 1.3 | 2.4 |
| DD | 39.9 | 62.0 | 4.3 | 14.6 |
| σ_{vis} (mb) | 46.4 | 53.1 | 16.0 | 17.0 |
| Process | MBTS_Timing | | LAr_Timing | |
| | Efficiency (%) | | Efficiency (%) | |
| | PYTHIA MC09 | PHOJET | PYTHIA MC09 | PHOJET |
| ND | 97.4 | 97.9 | 96.0 | 94.3 |
| SD | 41.3 | 44.3 | 21.4 | 27.9 |
| DD | 50.8 | 68.1 | 25.9 | 53.6 |
| σ_{vis} (mb) | 57.6 | 67.8 | 51.9 | 63.2 |
| Process | ChPart | | PrimVtx | |
| | Efficiency (%) | | Efficiency (%) | |
| | PYTHIA MC09 | PHOJET | PYTHIA MC09 | PHOJET |
| ND | 85 | 80 | 97.8 | 99.2 |
| SD | 36 | 36 | 43.9 | 56.9 |
| DD | 36 | 41 | 47.8 | 70.7 |
| σ_{vis} (mb) | 45.7 | 54.7 | 57.9 | 70.0 |

Table 6 Comparison of the visible cross sections determined from beam scans (σ_{vis}) to the predictions of the PYTHIA and PHOJET Monte Carlo generators. The ratio of prediction to measurement is also shown. The errors affecting the measured visible cross sections are statistical only. The errors on the PYTHIA and PHOJET visible cross sections are obtained from the systematic uncertainty associated with modeling the detector response. These uncertainties are fully corre-

lated, row by row, between PYTHIA and PHOJET; they are fully correlated between the two LUCID algorithms, and highly correlated for the five MBTS-triggered algorithms (MBTS_AND, MBTS_OR, MBTS_timing_Event, PrimVtx_Event and ChPart_Event). The fully correlated 11% systematic uncertainty on visible cross sections, that arises from the vdM calibration, is not included in the errors listed in this table

| Algorithm | σ_{vis} (mb) | σ_{vis}^{PYTHIA} (mb) | $\frac{\sigma_{vis}^{PYTHIA}}{\sigma_{vis}}$ | σ_{vis}^{PHOJET} (mb) | $\frac{\sigma_{vis}^{PHOJET}}{\sigma_{vis}}$ |
|-----------------|------------------------|---------------------------------|--|---------------------------------|--|
| LUCID_Event_AND | 12.4 ± 0.1 | 16.0 ± 0.8 | 1.29 ± 0.07 | 17.0 ± 0.9 | 1.37 ± 0.07 |
| LUCID_Event_OR | 40.2 ± 0.1 | 46.4 ± 2.8 | 1.15 ± 0.07 | 53.1 ± 3.2 | 1.32 ± 0.08 |
| MBTS_Event_AND | 51.9 ± 0.2 | 58.4 ± 1.5 | 1.13 ± 0.03 | 68.7 ± 1.8 | 1.32 ± 0.03 |
| MBTS_Event_OR | 58.7 ± 0.2 | 66.6 ± 1.5 | 1.13 ± 0.03 | 73.7 ± 1.6 | 1.26 ± 0.03 |
| MBTS_Timing | 50.4 ± 0.2 | 57.6 ± 1.3 | 1.14 ± 0.03 | 67.8 ± 1.8 | 1.35 ± 0.04 |
| PrimVtx | 53.6 ± 0.2 | 57.9 ± 1.3 | 1.08 ± 0.03 | 70.0 ± 1.6 | 1.31 ± 0.03 |
| ChPart | 42.7 ± 0.2 | 45.7 ± 1.7 | 1.07 ± 0.04 | 54.7 ± 2.0 | 1.28 ± 0.05 |
| LAr_Timing | 46.6 ± 0.2 | 51.9 ± 2.3 | 1.11 ± 0.05 | 63.2 ± 2.9 | 1.36 ± 0.06 |

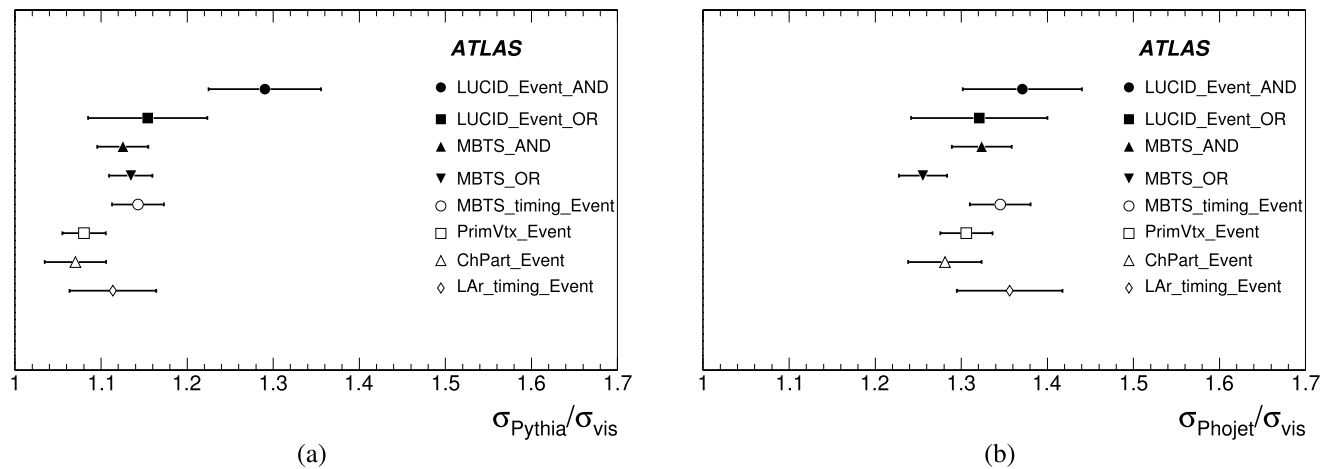


Fig. 9 Comparison of the measured values of σ_{vis} for several algorithms to the **a** PYTHIA and **b** PHOJET predictions. The errors on the points are the systematic uncertainties due to possible inaccuracies in modeling the detector response. The uncertainties for different algo-

gorithms using the same detector are correlated. The 11% uncertainty on the \sqrt{s} calibration of the luminosity, which is 100% correlated among algorithms, is *not* included in the error bars

7 Conclusions

Measurements of the LHC luminosity have been performed by ATLAS in proton–proton collisions at $\sqrt{s} = 7$ TeV using multiple detectors and algorithms. The absolute luminosity calibrations obtained using beam-separation scans suffer from a $\pm 11\%$ systematic uncertainty, that is dominated by the uncertainty in the bunch intensities and is therefore highly correlated across all methods. For a given bunch luminosity, i.e. for a fixed value of μ (the average number of inelastic pp interactions per crossing), the absolute luminosities obtained using different detectors and algorithms agree to within $\pm 2\%$. In addition, the luminosities from these methods track each other within better than 2% over the range $0 < \mu < 2.5$. The visible cross sections obtained from the beam scan calibrations also have a systematic uncertainty of 11% and are lower than those predicted by PYTHIA (PHOJET) by about 15% (33%).

Acknowledgements We wish to thank CERN for the efficient commissioning and operation of the LHC during this initial high-energy data-taking period as well as the support staff from our institutions without whom ATLAS could not be operated efficiently. We would like, in addition, to extend special thanks to our LHC colleagues H. Burkhardt, M. Ferro-Luzzi, S.M. White, as well as to the LHC beam-instrumentation team, for their crucial contributions to the absolute-luminosity calibration reported in this paper.

We acknowledge the support of ANPCyT, Argentina; YerPhI, Armenia; ARC, Australia; BMWF, Austria; ANAS, Azerbaijan; SSTC, Belarus; CNPq and FAPESP, Brazil; NSERC, NRC and CFI, Canada; CERN; CONICYT, Chile; CAS, MOST and NSFC, China; COLCIENCIAS, Colombia; MSMT CR, MPO CR and VSC CR, Czech Republic; DNRF, DNSRC and Lundbeck Foundation, Denmark; ARTEMIS, European Union; IN2P3-CNRS, CEA-DSM/IRFU, France; GNAS, Georgia; BMBF, DFG, HGF, MPG and AvH Foundation, Germany; GSRT, Greece; ISF, MINERVA, GIF, DIP and Benoziyo Center, Israel; INFN, Italy; MEXT and JSPS, Japan; CNRST, Morocco; FOM and NWO, Netherlands; RCN, Norway; MNiSW, Poland; GRICES and FCT, Portugal; MERYS (MECTS), Romania; MES of Russia and ROSATOM, Russian Federation; JINR; MSTD, Serbia; MSSR, Slovakia; ARRS and MVZT, Slovenia; DST/NRF, South Africa; MICINN, Spain; SRC and Wallenberg Foundation, Sweden; SER, SNSF and Cantons of Bern and Geneva, Switzerland; NSC, Taiwan; TAEK, Turkey; STFC, the Royal Society and Leverhulme Trust, United Kingdom; DOE and NSF, United States of America.

The crucial computing support from all WLCG partners is acknowledged gratefully, in particular from CERN and the ATLAS Tier-1 facilities at TRIUMF (Canada), NDGF (Denmark, Norway, Sweden), CC-IN2P3 (France), KIT/GridKA (Germany), INFN-CNAF (Italy), NL-T1 (Netherlands), PIC (Spain), ASGC (Taiwan), RAL (UK) and BNL (USA) and in the Tier-2 facilities worldwide.

Open Access This article is distributed under the terms of the Creative Commons Attribution Noncommercial License which permits any noncommercial use, distribution, and reproduction in any medium, provided the original author(s) and source are credited.

Appendix: Fits to beam scan data

This appendix presents results of the fits to vdM scan data for all scans and all algorithms.

Table 7 Summary of the relevant fit parameters for the Beam Scan I. For offline algorithms, the rates have been corrected for trigger prescales. Because the rates in the BCM were low, the value of Σ used for the BCM was fixed to that obtained from the LUCID_Event_OR.

No results are presented for the ZDC, since the constant fraction discriminators used for the ZDC measurements were installed later in the run

| Algorithm | Mean Position (μm) | Σ (μm) | Background (Hz) | R^{MAX} (Hz) | χ^2/DOF |
|-------------------|------------------------------------|-------------------------------|--------------------|--------------------------|---------------------|
| Horizontal Scan I | | | | | |
| LUCID_Event_AND | -1.12 ± 0.46 | 47.40 ± 0.56 | 0.01 ± 0.04 | 75.6 ± 1.1 | 0.9 |
| LUCID_Event_OR | -1.58 ± 0.25 | 47.27 ± 0.29 | 0.06 ± 0.04 | 247.8 ± 2.0 | 0.5 |
| MBTS_AND | -1.85 ± 0.25 | 47.33 ± 0.25 | 0.03 ± 0.04 | 319.0 ± 2.3 | 0.8 |
| MBTS_OR | -2.05 ± 0.24 | 47.30 ± 0.26 | 1.01 ± 0.11 | 361.7 ± 2.6 | 1.0 |
| MBTS_timing_Event | -1.66 ± 0.26 | 47.05 ± 0.26 | N/A | 306.8 ± 1.6 | 1.0 |
| PrimVtx_Event | -1.7 ± 0.2 | 47.26 ± 0.25 | N/A | 329.7 ± 1.6 | 0.8 |
| ChPart_Event | -1.67 ± 0.3 | 47.3 ± 0.3 | N/A | 253.2 ± 1.6 | 0.8 |
| LAr_timing_Event | -1.44 ± 0.27 | 47.0 ± 0.3 | N/A | 290.6 ± 1.9 | 0.5 |
| BCM_Event_OR | -2.33 ± 1.42 | 47.27 (fixed) | 7.5 ± 0.20 | 26.98 ± 0.89 | 0.6 |
| Vertical Scan I | | | | | |
| LUCID_Event_AND | -5.04 ± 0.50 | 55.52 ± 0.59 | 0.05 ± 0.03 | 75.8 ± 1.0 | 0.8 |
| LUCID_Event_OR | -5.23 ± 0.28 | 55.28 ± 0.33 | 0.16 ± 0.06 | 246.2 ± 1.9 | 1.1 |
| MBTS_AND | -5.24 ± 0.28 | 55.73 ± 0.30 | 0.10 ± 0.06 | 318.5 ± 2.3 | 1.2 |
| MBTS_OR | -5.25 ± 0.26 | 55.82 ± 0.28 | 1.08 ± 0.12 | 359.2 ± 2.5 | 1.2 |
| MBTS_timing_Event | -5.53 ± 0.30 | 56.32 ± 0.29 | N/A | 297.8 ± 1.4 | 2.1 |
| PrimVtx_Event | -5.17 ± 0.26 | 56.28 ± 0.30 | N/A | 323.0 ± 1.5 | 1.1 |
| ChPart_Event | -5.61 ± 0.35 | 56.1 ± 0.4 | N/A | 249.3 ± 1.6 | 1.4 |
| LAr_timing_Event | -5.11 ± 0.31 | 56.2 ± 0.4 | N/A | 280.6 ± 1.8 | 2.1 |
| BCM_Event_OR | -3.63 ± 1.51 | 55.28 (fixed) | 7.5 ± 0.20 | 27.3 ± 0.8 | 0.7 |

Table 8 Summary of the relevant fit parameters for the Beam Scan II. For offline algorithms, the rates have been corrected for trigger prescales. Because the rates in the BCM were low, the value of Σ used for the BCM was fixed to that obtained from the LUCID_Event_OR

| Algorithm | Mean Position (μm) | Σ (μm) | Background (Hz) | R^{MAX} (Hz) | χ^2/DOF |
|--------------------|------------------------------------|-------------------------------|--------------------|--------------------------|---------------------|
| Horizontal Scan II | | | | | |
| LUCID_Event_AND | 7.65 ± 0.25 | 58.78 ± 0.16 | -0.02 ± 0.06 | 265.4 ± 3.0 | 1.8 |
| LUCID_Event_OR | 7.41 ± 0.14 | 58.76 ± 0.08 | 0.07 ± 0.12 | 858.9 ± 2.5 | 2.0 |
| MBTS_AND | 7.28 ± 0.13 | 59.06 ± 0.09 | -0.28 ± 0.16 | 1107.3 ± 3.1 | 0.9 |
| MBTS_OR | 7.30 ± 0.13 | 58.93 ± 0.09 | 1.04 ± 0.25 | 1253.1 ± 3.6 | 1.2 |
| MBTS_timing_Event | 7.44 ± 0.22 | 58.71 ± 0.23 | N/A | 1087.0 ± 4.1 | 1.3 |
| PrimVtx_Event | 7.56 ± 0.20 | 58.63 ± 0.21 | N/A | 1133.0 ± 4.0 | 1.1 |
| ChPart_Event | 7.42 ± 0.34 | 58.5 ± 0.2 | N/A | 869.1 ± 4.2 | 1.1 |
| LAr_timing_Event | 7.41 ± 0.28 | 58.2 ± 0.3 | N/A | 997.5 ± 5.6 | 1.6 |
| BCM_Event_OR | 6.54 ± 0.59 | 58.76 (fixed) | 0.313 ± 0.083 | 89.00 ± 0.95 | 0.9 |
| ZDC_A | 6.98 ± 0.22 | 59.05 ± 0.12 | 0.09 ± 0.14 | 380.7 ± 1.8 | 1.1 |
| ZDC_C | 6.88 ± 0.24 | 58.74 ± 0.19 | 0.32 ± 0.10 | 370.57 ± 2.0 | 0.8 |

Table 8 (Continued)

| Algorithm | Mean Position (μm) | Σ (μm) | Background (Hz) | R^{MAX} (Hz) | χ^2/DOF |
|-------------------|------------------------------------|-------------------------------|--------------------|--------------------------|---------------------|
| Vertical Scan II | | | | | |
| LUCID_Event_AND | 1.99 ± 0.27 | 62.75 ± 0.19 | -0.21 ± 0.14 | 253.8 ± 2.9 | 1.6 |
| LUCID_Event_OR | 1.99 ± 0.16 | 62.37 ± 0.16 | 0.13 ± 0.13 | 825.3 ± 3.1 | 0.8 |
| MBTS_AND | 2.17 ± 0.15 | 62.18 ± 0.16 | 0.30 ± 0.15 | 1068.9 ± 3.9 | 0.9 |
| MBTS_OR | 2.11 ± 0.15 | 62.13 ± 0.15 | 1.70 ± 0.20 | 1207.6 ± 4.2 | 1.0 |
| MBTS_timing_Event | 2.22 ± 0.24 | 62.61 ± 0.27 | N/A | 1038.0 ± 3.8 | 1.5 |
| PrimVtx_Event | 2.09 ± 0.21 | 62.48 ± 0.25 | N/A | 1081.0 ± 3.6 | 0.9 |
| ChPart_Event | 2.27 ± 0.36 | 62.3 ± 0.3 | N/A | 841.2 ± 4.1 | 1.1 |
| LAr_timing_Event | 2.50 ± 0.29 | 62.7 ± 0.4 | N/A | 950.6 ± 5.4 | 3.0 |
| BCM_Event_OR | 1.85 ± 0.63 | 62.37 (fixed) | 0.429 ± 0.079 | 85.53 ± 0.89 | 1.2 |
| ZDC_A | 2.54 ± 0.25 | 62.00 ± 0.27 | 0.45 ± 0.12 | 368.9 ± 2.3 | 1.1 |
| ZDC_C | 2.15 ± 0.25 | 62.38 ± 0.28 | 0.34 ± 0.12 | 355.9 ± 2.3 | 0.8 |

Table 9 Summary of the relevant fit parameters for the Beam Scan III. For offline algorithms, the rates have been corrected for trigger prescales. Because the rates in the BCM were low, the value of Σ used for the BCM was fixed to that obtained from the LUCID_Event_OR

| Algorithm | Mean Position (μm) | Σ (μm) | Background (Hz) | R^{MAX} (Hz) | χ^2/DOF |
|---------------------|------------------------------------|-------------------------------|--------------------|--------------------------|---------------------|
| Horizontal Scan III | | | | | |
| LUCID_Event_AND | 5.48 ± 0.26 | 58.94 ± 0.19 | 0.04 ± 0.13 | 266.8 ± 3.0 | 1.2 |
| LUCID_Event_OR | 5.66 ± 0.15 | 58.57 ± 0.18 | 0.42 ± 0.10 | 856.8 ± 3.3 | 2.1 |
| MBTS_AND | 5.59 ± 0.14 | 58.88 ± 0.10 | 0.15 ± 0.14 | 1102.5 ± 3.2 | 2.3 |
| MBTS_OR | 5.59 ± 0.14 | 58.87 ± 0.10 | 1.20 ± 0.30 | 1244.4 ± 3.9 | 2.5 |
| MBTS_timing_Event | 6.02 ± 0.22 | 59.05 ± 0.23 | N/A | 1074.0 ± 4.0 | 0.95 |
| PrimVtx_Event | 5.95 ± 0.20 | 59.14 ± 0.23 | N/A | 1120.0 ± 3.8 | 1.4 |
| ChPart_Event | 6.03 ± 0.33 | 59.3 ± 0.2 | N/A | 869.6 ± 4.2 | 1.1 |
| LAr_timing_Event | 6.15 ± 0.28 | 59.1 ± 0.3 | N/A | 981.7 ± 6.6 | 1.4 |
| BCM_Event_OR | 6.36 ± 0.60 | 58.57 (fixed) | 0.23 ± 0.11 | 89 ± 1 | 1.25 |
| ZDC_A | 5.38 ± 0.22 | 59.15 ± 0.36 | 0.28 ± 0.18 | 373.6 ± 3.1 | 1.3 |
| ZDC_C | 5.67 ± 0.23 | 59.01 ± 0.15 | 0.13 ± 0.10 | 366.7 ± 1.8 | 1.7 |
| Vertical Scan III | | | | | |
| LUCID_Event_AND | -0.01 ± 0.27 | 62.21 ± 0.30 | -0.03 ± 0.08 | 259.9 ± 2.9 | 0.9 |
| LUCID_Event_OR | 0.08 ± 0.16 | 62.06 ± 0.16 | 0.23 ± 0.12 | 830.2 ± 3.1 | 0.8 |
| MBTS_AND | 0.04 ± 0.15 | 62.09 ± 0.16 | 0.15 ± 0.15 | 1075.6 ± 3.9 | 1.2 |
| MBTS_OR | 0.06 ± 0.15 | 62.09 ± 0.15 | 1.65 ± 0.22 | 1214.5 ± 4.2 | 1.1 |
| MBTS_timing_Event | -0.16 ± 0.24 | 61.45 ± 0.30 | N/A | 1056.0 ± 4.0 | 1.4 |
| PrimVtx_Event | -0.06 ± 0.21 | 61.83 ± 0.27 | N/A | 1102.0 ± 3.7 | 1.4 |
| ChPart_Event | -0.32 ± 0.36 | 61.5 ± 0.3 | N/A | 840.6 ± 4.1 | 0.9 |
| LAr_timing_Event | -0.53 ± 0.30 | 61.7 ± 0.5 | N/A | 951.1 ± 6.2 | 3.6 |
| BCM_Event_OR | 0.3 ± 0.64 | 62.06 (fixed) | 0.17 ± 0.08 | 86.2 ± 1 | 1.56 |
| ZDC_A | -0.04 ± 0.25 | 62.36 ± 0.28 | 0.17 ± 0.10 | 367.9 ± 2.3 | 1.2 |
| ZDC_C | -0.03 ± 0.25 | 62.26 ± 0.30 | 0.42 ± 0.10 | 358.3 ± 2.3 | 0.8 |

Table 10 Measurements of the visible cross section and peak specific luminosity for all algorithms that have been calibrated using the νdM scan data for each of the three beam scans. The uncertainties reported here are statistical only. The emittance during Scan I was different from that during Scans II and III, so the specific luminosity in that first scan is not expected to be the same. No results for Scan I are presented for the ZDC, since the constant fraction discriminators used for the ZDC measurements were installed later in the run. Because the rates in the BCM were low, the value of Σ used for the BCM was fixed to that obtained from the LUCID_Event_OR, so no measurement of the specific luminosity using BCM data is performed

| Method | Scan Number | σ_{vis} mb | $\mathcal{L}_{\text{spec}}$ ($10^{29} \text{ cm}^{-2} \text{ s}^{-1}$) |
|-----------------|-------------|-----------------------------|---|
| LUCID_Event_AND | 1 | 12.15 ± 0.14 | 6.80 ± 0.08 |
| | 2 | 12.55 ± 0.10 | 4.85 ± 0.03 |
| | 3 | 12.73 ± 0.10 | 4.88 ± 0.03 |
| LUCID_Event_OR | 1 | 39.63 ± 0.32 | 6.85 ± 0.06 |
| | 2 | 40.70 ± 0.13 | 4.88 ± 0.01 |
| | 3 | 40.77 ± 0.14 | 4.92 ± 0.02 |
| MBTS_Event_AND | 1 | 51.14 ± 0.39 | 6.78 ± 0.05 |
| | 2 | 52.59 ± 0.16 | 4.87 ± 0.01 |
| | 3 | 52.64 ± 0.16 | 4.90 ± 0.02 |
| MBTS_Event_OR | 1 | 57.83 ± 0.43 | 6.79 ± 0.05 |
| | 2 | 59.47 ± 0.18 | 4.89 ± 0.01 |
| | 3 | 59.43 ± 0.25 | 4.90 ± 0.02 |
| MBTS_Timing | 1 | 49.28 ± 0.31 | 6.76 ± 0.05 |
| | 2 | 51.64 ± 0.23 | 4.87 ± 0.03 |
| | 3 | 51.29 ± 0.24 | 4.93 ± 0.03 |
| PrimVtx | 1 | 53.48 ± 0.29 | 6.73 ± 0.05 |
| | 2 | 53.64 ± 0.22 | 4.89 ± 0.03 |
| | 3 | 53.78 ± 0.23 | 4.89 ± 0.02 |
| ChPart | 1 | 42.61 ± 0.26 | 6.74 ± 0.05 |
| | 2 | 42.84 ± 0.21 | 4.91 ± 0.02 |
| | 3 | 42.93 ± 0.21 | 4.91 ± 0.03 |
| LAr_Timing | 1 | 46.43 ± 0.31 | 6.78 ± 0.05 |
| | 2 | 46.98 ± 0.27 | 4.91 ± 0.02 |
| | 3 | 46.63 ± 0.30 | 4.91 ± 0.03 |
| ZDC_A | 2 | 18.12 ± 0.09 | 4.89 ± 0.02 |
| | 3 | 17.78 ± 0.13 | 4.85 ± 0.04 |
| ZDC_C | 2 | 17.56 ± 0.09 | 4.88 ± 0.02 |
| | 3 | 17.39 ± 0.11 | 4.86 ± 0.03 |

References

- G. Aad et al. (ATLAS Collaboration), J. Instrum. **3**, S08003 (2008)
- L. Evans, P. Bryant (eds.), J. Instrum. **3**, S08001 (2008)
- T. Sjostrand, S. Mrenna, P. Skands, J. High Energy Phys. **05**, 026 (2006)
- R. Engel, Z. Phys. C **66**, 203–214 (1995)
- S. Agostinelli et al. (GEANT4 Collaboration), Nucl. Instrum. Methods Phys. Res., Sect. A, Accel. Spectrom. Detect. Assoc. Equip. **506**, 250–303 (2003)
- G. Aad et al. (ATLAS Collaboration), Eur. Phys. J. C **70**, 787–821 (2010)
- V. Papadimitriou, Nucl. Instrum. Methods **598**, 14–18 (2008)
- S. Klimentenko, J. Konigsberg, T. Liss, Averaging of the inelastic cross sections measured by the CDF and the E811 experiments. Fermilab-FN-0741 and references therein, 2003
- ATLAS Collaboration, ATLAS Forward Detectors for Measurement of Elastic Scattering and Luminosity, CERN, LHCC/2008-004
- C. Anastasiou, L. Dixon, K. Melnikov, F. Petriello, Phys. Rev. D **69**, 94008 (2004)
- G. Aad et al. (ATLAS Collaboration), J. High Energy Phys. **12**, 1–65 (2010)
- H. Burkhardt, P. Grafstrom, Absolute Luminosity From Machine Parameters, LHC-PROJECT-Report-1019
- W. Kozanecki et al., Nucl. Instrum. Methods Phys. Res., Sect. A, Accel. Spectrom. Detect. Assoc. Equip. **607**, 293–321 (2009)
- S. van der Meer, CERN-ISR-PO-68-31, 1968
- ATLAS Collaboration, Charged particle multiplicities in pp interactions for track $p_T > 100$ MeV at $\sqrt{s} = 0.9$ and 7 TeV measured with the ATLAS detector at the LHC, ATLAS-CONF-2010-046. <http://cdsweb.cern.ch/record/1281296/files/ATLAS-CONF-2010-046.pdf>

16. V. Cindro et al., *J. Instrum.* **3**, P02004 (2008)
17. O. Adriani et al., *J. Instrum.* **3**, S08006 (2008)
18. S. Mueller, Doctoral Thesis, IEKP-KA/2011-01, Universitat Karlsruhe (TH) Karlsruhe, 2011
19. ATLAS Collaboration, Charged particle multiplicities in pp interactions at $\sqrt{s} = 7$ TeV measured with the ATLAS detector at the LHC, ATLAS-CONF-2010-024. <http://cdsweb.cern.ch/record/1277665/files/ATLAS-CONF-2010-031.pdf>
20. S.M. White, R. Alemany-Fernandez, H. Burkhardt, M. Lamont, First luminosity scans in the LHC (2010). <http://accelconf.web.cern.ch/AccelConf/IPAC10/papers/mopec014.pdf>
21. D. Belohrad, J.-J. Gras, L.K. Jensen, O.R. Jones, M. Ludwig, P. Odier, J.J. Savioz, S. Thoulet, Commissioning and first performance of the LHC beam current measurement systems. <http://accelconf.web.cern.ch/AccelConf/IPAC10/papers/mope059.pdf>
22. LHC Bunch-Current Normalization for the April–May 2010 Luminosity-Calibration Measurements, CERN-ATS-Note-2011-004 PERF, 2011
23. S.M. White, CERN-THESIS-2010-139
24. ATLAS Collaboration, Characterization of Interaction-Point Beam Parameters Using the pp Event-Vertex Distribution Reconstructed in the ATLAS Detector at the LHC, ATLAS-CONF-2010-027. <http://cdsweb.cern.ch/record/1277659/files/ATLAS-CONF-2010-027.pdf>
25. ATLAS Collaboration, ATLAS Monte Carlo Tunes for MC09, ATLAS-PHYS-PUB-2010-002. <http://cdsweb.cern.ch/record/1247375>

The ATLAS Collaboration

G. Aad⁴⁸, B. Abbott¹¹¹, J. Abdallah¹¹, A.A. Abdelalim⁴⁹, A. Abdesselam¹¹⁸, O. Abidinov¹⁰, B. Abi¹¹², M. Abolins⁸⁸, H. Abramowicz¹⁵³, H. Abreu¹¹⁵, E. Acerbi^{89a,89b}, B.S. Acharya^{164a,164b}, M. Ackers²⁰, D.L. Adams²⁴, T.N. Addy⁵⁶, J. Adelman¹⁷⁵, M. Aderholz⁹⁹, S. Adomeit⁹⁸, P. Adragna⁷⁵, T. Adye¹²⁹, S. Aefsky²², J.A. Aguilar-Saavedra^{124b,a}, M. Aharrouche⁸¹, S.P. Ahlen²¹, F. Ahles⁴⁸, A. Ahmad¹⁴⁸, H. Ahmed², M. Ahsan⁴⁰, G. Aielli^{133a,133b}, T. Akdogan^{18a}, T.P.A. Åkesson⁷⁹, G. Akimoto¹⁵⁵, A.V. Akimov⁹⁴, M.S. Alam¹, M.A. Alam⁷⁶, S. Albrand⁵⁵, M. Aleksa²⁹, I.N. Aleksandrov⁶⁵, M. Aleppo^{89a,89b}, F. Alessandria^{89a}, C. Alexa^{25a}, G. Alexander¹⁵³, G. Alexandre⁴⁹, T. Alexopoulos⁹, M. Alhroob²⁰, M. Aliev¹⁵, G. Alimonti^{89a}, J. Alison¹²⁰, M. Aliyev¹⁰, P.P. Allport⁷³, S.E. Allwood-Spiers⁵³, J. Almond⁸², A. Aloisio^{102a,102b}, R. Alon¹⁷¹, A. Alonso⁷⁹, J. Alonso¹⁴, M.G. Alviggi^{102a,102b}, K. Amako⁶⁶, P. Amaral²⁹, C. Amelung²², V.V. Ammosov¹²⁸, A. Amorim^{124a,b}, G. Amorós¹⁶⁷, N. Amram¹⁵³, C. Anastopoulos¹³⁹, T. Andeen³⁴, C.F. Anders²⁰, K.J. Anderson³⁰, A. Andreazza^{89a,89b}, V. Andrei^{58a}, M.-L. Andrieux⁵⁵, X.S. Anduaga⁷⁰, A. Angerami³⁴, F. Anghinolfi²⁹, N. Anjos^{124a}, A. Annovi⁴⁷, A. Antonaki⁸, M. Antonelli⁴⁷, S. Antonelli^{19a,19b}, J. Antos^{144b}, F. Anulli^{132a}, S. Aoun⁸³, L. Aperio Bella⁴, R. Apolle¹¹⁸, G. Arabidze⁸⁸, I. Aracena¹⁴³, Y. Arai⁶⁶, A.T.H. Arce⁴⁴, J.P. Archambault²⁸, S. Arfaoui^{29,c}, J.-F. Arguin¹⁴, E. Arik^{18a,*}, M. Arik^{18a}, A.J. Armbruster⁸⁷, K.E. Arms¹⁰⁹, S.R. Armstrong²⁴, O. Arnaez⁸¹, C. Arnault¹¹⁵, A. Artamonov⁹⁵, G. Artoni^{132a,132b}, D. Arutinov²⁰, S. Asai¹⁵⁵, R. Asfandiyarov¹⁷², S. Ask²⁷, B. Åsman^{146a,146b}, L. Asquith⁵, K. Assamagan²⁴, A. Astbury¹⁶⁹, A. Astvatsatourov⁵², G. Atoian¹⁷⁵, B. Aubert⁴, B. Auerbach¹⁷⁵, E. Auge¹¹⁵, K. Augsten¹²⁷, M. Aourousseau⁴, N. Austin⁷³, R. Avramidou⁹, D. Axen¹⁶⁸, C. Ay⁵⁴, G. Azuelos^{93,d}, Y. Azuma¹⁵⁵, M.A. Baak²⁹, G. Baccaglioni^{89a}, C. Bacci^{134a,134b}, A.M. Bach¹⁴, H. Bachacou¹³⁶, K. Bachas²⁹, G. Bachy²⁹, M. Backes⁴⁹, E. Badescu^{25a}, P. Bagnaia^{132a,132b}, S. Bahinipati², Y. Bai^{32a}, D.C. Bailey¹⁵⁸, T. Bain¹⁵⁸, J.T. Baines¹²⁹, O.K. Baker¹⁷⁵, S. Baker⁷⁷, F. Baltasar Dos Santos Pedrosa²⁹, E. Banas³⁸, P. Banerjee⁹³, Sw. Banerjee¹⁶⁹, D. Banfi^{89a,89b}, A. Bangert¹³⁷, V. Bansal¹⁶⁹, H.S. Bansil¹⁷, L. Barak¹⁷¹, S.P. Baranov⁹⁴, A. Barashkou⁶⁵, A. Barbaro Galtieri¹⁴, T. Barber²⁷, E.L. Barberio⁸⁶, D. Barberis^{50a,50b}, M. Barbero²⁰, D.Y. Bardin⁶⁵, T. Barillari⁹⁹, M. Barisonzi¹⁷⁴, T. Barklow¹⁴³, N. Barlow²⁷, B.M. Barnett¹²⁹, R.M. Barnett¹⁴, A. Baroncelli^{134a}, A.J. Barr¹¹⁸, F. Barreiro⁸⁰, J. Barreiro Guimar aes da Costa⁵⁷, P. Barrillon¹¹⁵, R. Bartoldus¹⁴³, A.E. Barton⁷¹, D. Bartsch²⁰, R.L. Bates⁵³, L. Batkova^{144a}, J.R. Batley²⁷, A. Battaglia¹⁶, M. Battistin²⁹, G. Battistoni^{89a}, F. Bauer¹³⁶, H.S. Bawa¹⁴³, B. Beare¹⁵⁸, T. Beau⁷⁸, P.H. Beauchemin¹¹⁸, R. Beccherle^{50a}, P. Bechtel⁴¹, H.P. Beck¹⁶, M. Beckingham⁴⁸, K.H. Becks¹⁷⁴, A.J. Beddall^{18c}, A. Beddall^{18c}, V.A. Bednyakov⁶⁵, C. Bee⁸³, M. Begel²⁴, S. Behar Harpaz¹⁵², P.K. Behera⁶³, M. Beimforde⁹⁹, C. Belanger-Champagne¹⁶⁶, B. Belhorma⁵⁵, P.J. Bell⁴⁹, W.H. Bell⁴⁹, G. Bella¹⁵³, L. Bellagamba^{19a}, F. Bellina²⁹, G. Bellomo^{89a,89b}, M. Bellomo^{119a}, A. Belloni⁵⁷, K. Belotskiy⁹⁶, O. Beltramello²⁹, S. Ben Ami¹⁵², O. Benary¹⁵³, D. Bencheikroun^{135a}, C. Benchouk⁸³, M. Bendel⁸¹, B.H. Benedict¹⁶³, N. Benekos¹⁶⁵, Y. Benhammou¹⁵³, D.P. Benjamin⁴⁴, M. Benoit¹¹⁵, J.R. Bensinger²², K. Benslama¹³⁰, S. Bentvelsen¹⁰⁵, D. Berge²⁹, E. Bergeaas Kuutmann⁴¹, N. Berger⁴, F. Berghaus¹⁶⁹, E. Berglund⁴⁹

J. Beringer¹⁴, K. Bernadet⁸³, P. Bernat¹¹⁵, R. Bernhard⁴⁸, C. Bernius²⁴, T. Berry⁷⁶, A. Bertin^{19a,19b}, F. Bertinelli²⁹, F. Bertolucci^{122a,122b}, M.I. Besana^{89a,89b}, N. Besson¹³⁶, S. Bethke⁹⁹, W. Bhimji⁴⁵, R.M. Bianchi²⁹, M. Bianco^{72a,72b}, O. Biebel⁹⁸, J. Biesiada¹⁴, M. Biglietti^{132a,132b}, H. Bilokon⁴⁷, M. Bindi^{19a,19b}, A. Bingul^{18c}, C. Bini^{132a,132b}, C. Biscarat¹⁷⁷, R. Bischof⁶², U. Bitenc⁴⁸, K.M. Black²¹, R.E. Blair⁵, J.-B. Blanchard¹¹⁵, G. Blanchot²⁹, C. Blocker²², J. Blocki³⁸, A. Blondel⁴⁹, W. Blum⁸¹, U. Blumenschein⁵⁴, C. Boaretto^{132a,132b}, G.J. Bobbink¹⁰⁵, V.B. Bobrovnikov¹⁰⁷, A. Bocci⁴⁴, R. Bock²⁹, C.R. Boddy¹¹⁸, M. Boehler⁴¹, J. Boek¹⁷⁴, N. Boelaert³⁵, S. Böser⁷⁷, J.A. Bogaerts²⁹, A. Bogdanchikov¹⁰⁷, A. Bogouch^{90,*}, C. Bohm^{146a}, V. Boisvert⁷⁶, T. Bold^{163,e}, V. Boldea^{25a}, M. Boonekamp¹³⁶, G. Boorman⁷⁶, C.N. Booth¹³⁹, P. Booth¹³⁹, J.R.A. Booth¹⁷, S. Bordoni⁷⁸, C. Borer¹⁶, A. Borisov¹²⁸, G. Borissov⁷¹, I. Borjanovic^{12a}, S. Borroni^{132a,132b}, K. Bos¹⁰⁵, D. Boscherini^{19a}, M. Bosman¹¹, H. Boterenbrood¹⁰⁵, D. Botterill¹²⁹, J. Bouchami⁹³, J. Boudreau¹²³, E.V. Bouhova-Thacker⁷¹, C. Boulahouache¹²³, C. Bourdarios¹¹⁵, N. Bousson⁸³, A. Boveia³⁰, J. Boyd²⁹, I.R. Boyko⁶⁵, N.I. Bozhko¹²⁸, I. Bozovic-Jelisavcic^{12b}, S. Braccini⁴⁷, J. Bracinik¹⁷, A. Braem²⁹, E. Brambilla^{72a,72b}, P. Branchini^{134a}, G.W. Brandenburg⁵⁷, A. Brandt⁷, G. Brandt⁴¹, O. Brandt⁵⁴, U. Bratzler¹⁵⁶, B. Brau⁸⁴, J.E. Brau¹¹⁴, H.M. Braun¹⁷⁴, B. Brelier¹⁵⁸, J. Bremer²⁹, R. Brenner¹⁶⁶, S. Bressler¹⁵², D. Breton¹¹⁵, N.D. Brett¹¹⁸, P.G. Bright-Thomas¹⁷, D. Britton⁵³, F.M. Brochu²⁷, I. Brock²⁰, R. Brock⁸⁸, T.J. Brodbeck⁷¹, E. Brodet¹⁵³, F. Broggi^{89a}, C. Bromberg⁸⁸, G. Brooijmans³⁴, W.K. Brooks^{31b}, G. Brown⁸², E. Brubaker³⁰, P.A. Bruckman de Renstrom³⁸, D. Bruncko^{144b}, R. Bruneliere⁴⁸, S. Brunet⁶¹, A. Bruni^{19a}, G. Bruni^{19a}, M. Bruschi^{19a}, T. Buanes¹³, F. Bucci⁴⁹, J. Buchanan¹¹⁸, N.J. Buchanan², P. Buchholz¹⁴¹, R.M. Buckingham¹¹⁸, A.G. Buckley⁴⁵, S.I. Buda^{25a}, I.A. Budagov⁶⁵, B. Budick¹⁰⁸, V. Büscher⁸¹, L. Bugge¹¹⁷, D. Buira-Clark¹¹⁸, E.J. Buis¹⁰⁵, O. Bulekov⁹⁶, M. Bunse⁴², T. Buran¹¹⁷, H. Burckhart²⁹, S. Burdin⁷³, T. Burgess¹³, S. Burke¹²⁹, E. Busato³³, P. Bussey⁵³, C.P. Buszello¹⁶⁶, F. Butin²⁹, B. Butler¹⁴³, J.M. Butler²¹, C.M. Buttar⁵³, J.M. Butterworth⁷⁷, W. Buttinger²⁷, T. Byatt⁷⁷, S. Cabrera Urbán¹⁶⁷, M. Caccia^{89a,89b}, D. Caforio^{19a,19b}, O. Cakir^{3a}, P. Calafiura¹⁴, G. Calderini⁷⁸, P. Calfayan⁹⁸, R. Calkins¹⁰⁶, L.P. Caloba^{23a}, R. Caloi^{132a,132b}, D. Calvet³³, S. Calvet³³, A. Camard⁷⁸, P. Camarri^{133a,133b}, M. Cambiaghi^{119a,119b}, D. Cameron¹¹⁷, J. Cammin²⁰, S. Campana²⁹, M. Campanelli⁷⁷, V. Canale^{102a,102b}, F. Canelli³⁰, A. Canepa^{159a}, J. Cantero⁸⁰, L. Capasso^{102a,102b}, M.D.M. Capeans Garrido²⁹, I. Caprini^{25a}, M. Caprini^{25a}, M. Caprio^{102a,102b}, D. Capriotti⁹⁹, M. Capua^{36a,36b}, R. Caputo¹⁴⁸, C. Caramarcu^{25a}, R. Cardarelli^{133a}, T. Carli²⁹, G. Carlino^{102a}, L. Carminati^{89a,89b}, B. Caron^{159a}, S. Caron⁴⁸, C. Carpentieri⁴⁸, G.D. Carrillo Montoya¹⁷², S. Carron Montero¹⁵⁸, A.A. Carter⁷⁵, J.R. Carter²⁷, J. Carvalho^{124a,f}, D. Casadei¹⁰⁸, M.P. Casado¹¹, M. Cascella^{122a,122b}, C. Caso^{50a,50b,*}, A.M. Castaneda Hernandez¹⁷², E. Castaneda-Miranda¹⁷², V. Castillo Gimenez¹⁶⁷, N.F. Castro^{124b,a}, G. Cataldi^{72a}, F. Cataneo²⁹, A. Catinaccio²⁹, J.R. Catmore⁷¹, A. Cattai²⁹, G. Cattani^{133a,133b}, S. Caughron⁸⁸, A. Cavallari^{132a,132b}, P. Cavalleri⁷⁸, D. Cavalli^{89a}, M. Cavalli-Sforza¹¹, V. Cavasinni^{122a,122b}, A. Cazato^{72a,72b}, F. Ceradini^{134a,134b}, C. Cerna⁸³, A.S. Cerqueira^{23a}, A. Cerri²⁹, L. Cerrito⁷⁵, F. Cerutti⁴⁷, M. Cervetto^{50a,50b}, S.A. Cetin^{18b}, F. Cevenini^{102a,102b}, A. Chafaq^{135a}, D. Chakraborty¹⁰⁶, K. Chan², B. Chapleau⁸⁵, J.D. Chapman²⁷, J.W. Chapman⁸⁷, E. Chareyre⁷⁸, D.G. Charlton¹⁷, V. Chavda⁸², S. Cheatham⁷¹, S. Chekanov⁵, S.V. Chekulaev^{159a}, G.A. Chelkov⁶⁵, H. Chen²⁴, L. Chen², S. Chen^{32c}, T. Chen^{32c}, X. Chen¹⁷², S. Cheng^{32a}, A. Cheplakov⁶⁵, V.F. Chepurinov⁶⁵, R. Cherkaoui El Moursli^{135d}, V. Chernyatin²⁴, E. Cheu⁶, S.L. Cheung¹⁵⁸, L. Chevalier¹³⁶, F. Chevallier¹³⁶, G. Chiefari^{102a,102b}, L. Chikovani⁵¹, J.T. Childers^{58a}, A. Chilingarov⁷¹, G. Chiodini^{72a}, M.V. Chizhov⁶⁵, G. Choudalakis³⁰, S. Chouridou¹³⁷, I.A. Christidi⁷⁷, A. Christov⁴⁸, D. Chromek-Burckhart²⁹, M.L. Chu¹⁵¹, J. Chudoba¹²⁵, G. Ciapetti^{132a,132b}, A.K. Ciftci^{3a}, R. Ciftci^{3a}, D. Cinca³³, V. Cindro⁷⁴, M.D. Ciobotaru¹⁶³, C. Ciocca^{19a,19b}, A. Ciocio¹⁴, M. Cirilli⁸⁷, A. Clark⁴⁹, P.J. Clark⁴⁵, W. Cleland¹²³, J.C. Clemens⁸³, B. Clement⁵⁵, C. Clement^{146a,146b}, R.W. Clifft¹²⁹, Y. Coadou⁸³, M. Cobal^{164a,164c}, A. Coccaro^{50a,50b}, J. Cochran⁶⁴, P. Coe¹¹⁸, J.G. Cogan¹⁴³, J. Coggeshall¹⁶⁵, E. Cogneras¹⁷⁷, C.D. Cojocaru²⁸, J. Colas⁴, A.P. Colijn¹⁰⁵, C. Collard¹¹⁵, N.J. Collins¹⁷, C. Collins-Tooth⁵³, J. Collot⁵⁵, G. Colon⁸⁴, R. Coluccia^{72a,72b}, G. Comune⁸⁸, P. Conde Mui no^{124a}, E. Coniavitis¹¹⁸, M.C. Conidi¹¹, M. Consonni¹⁰⁴, S. Constantinescu^{25a}, C. Conta^{119a,119b}, F. Conventi^{102a,g}, J. Cook²⁹, M. Cooke¹⁴, B.D. Cooper⁷⁵, A.M. Cooper-Sarkar¹¹⁸, N.J. Cooper-Smith⁷⁶, K. Copic³⁴, T. Cornelissen^{50a,50b}, M. Corradi^{19a}, S. Correard⁸³, F. Corriveau^{85,h}, A. Cortes-Gonzalez¹⁶⁵, G. Cortiana⁹⁹, G. Costa^{89a}, M.J. Costa¹⁶⁷, D. Costanzo¹³⁹, T. Costin³⁰, D. Côté²⁹, R. Coura Torres^{23a}, L. Courneyea¹⁶⁹, G. Cowan⁷⁶, C. Cowden²⁷, B.E. Cox⁸², K. Cranmer¹⁰⁸, M. Cristinziani²⁰, G. Crosetti^{36a,36b}, R. Crupi^{72a,72b}, S. Crépe-Renaudin⁵⁵, C. Cuenca Almenar¹⁷⁵, T. Cuhadar Donszelmann¹³⁹, S. Cuneo^{50a,50b}, M. Curatolo⁴⁷, C.J. Curtis¹⁷, P. Cwetanski⁶¹, H. Czirr¹⁴¹, Z. Czynzula¹⁷⁵, S. D'Auria⁵³, M. D'Onofrio⁷³, A. D'Orazio^{132a,132b}, A. Da Rocha Gesimaldi Mello^{23a}, P.V.M. Da Silva^{23a}, C. Da Via⁸², W. Dabrowski³⁷, A. Dahlhoff⁴⁸, T. Dai⁸⁷, C. Dallapiccola⁸⁴, S.J. Dallison^{129,*}, M. Dam³⁵, M. Dameri^{50a,50b}, D.S. Damiani¹³⁷, H.O. Danielsson²⁹, R. Dankers¹⁰⁵, D. Dannheim⁹⁹, V. Dao⁴⁹, G. Darbo^{50a}, G.L. Darlea^{25b}, C. Daum¹⁰⁵, J.P. Dauvergne²⁹, W. Davey⁸⁶, T. Davidek¹²⁶, N. Davidson⁸⁶, R. Davidson⁷¹, M. Davies⁹³, A.R. Davison⁷⁷, E. Dawe¹⁴², I. Dawson¹³⁹, J.W. Dawson^{5,*}, R.K. Daya³⁹, K. De⁷, R. de Asmundis^{102a}, S. De Castro^{19a,19b}, S. De Cecco⁷⁸, J. de Graat⁹⁸, N. De Groot¹⁰⁴, P. de Jong¹⁰⁵, E. De La Cruz-Burelo⁸⁷, C. De La Taille¹¹⁵, B. De Lotto^{164a,164c}, L. De Mora⁷¹, L. De Nooij¹⁰⁵, M. De Oliveira Branco²⁹, D. De Pedis^{132a}, P. de Saintignon⁵⁵, A. De Salvo^{132a}, U. De Sanctis^{164a,164c}, A. De Santo¹⁴⁹, J.B. De Vivie De Regie¹¹⁵, S. Dean⁷⁷, G. Dedes⁹⁹, D.V. Dedovich⁶⁵, J. Degenhardt¹²⁰, M. Dehchar¹¹⁸,

M. Deile⁹⁸, C. Del Papa^{164a,164c}, J. Del Peso⁸⁰, T. Del Prete^{122a,122b}, A. Dell'Acqua²⁹, L. Dell'Asta^{89a,89b}, M. Della Pietra^{102a,g}, D. della Volpe^{102a,102b}, M. Delmastro²⁹, P. Delpierre⁸³, N. Delruelle²⁹, P.A. Delsart⁵⁵, C. Deluca¹⁴⁸, S. Demers¹⁷⁵, M. Demichev⁶⁵, B. Demirköz¹¹, J. Deng¹⁶³, S.P. Denisov¹²⁸, C. Dennis¹¹⁸, D. Derendarz³⁸, J.E. Derkaoui^{135c}, F. Derue⁷⁸, P. Dervan⁷³, K. Desch²⁰, E. Devetak¹⁴⁸, P.O. Deviveiros¹⁵⁸, A. Dewhurst¹²⁹, B. DeWilde¹⁴⁸, S. Dhaliwal¹⁵⁸, R. Dhullipudi^{24,i}, A. Di Ciaccio^{133a,133b}, L. Di Ciaccio⁴, A. Di Girolamo²⁹, B. Di Girolamo²⁹, S. Di Luise^{134a,134b}, A. Di Mattia⁸⁸, R. Di Nardo^{133a,133b}, A. Di Simone^{133a,133b}, R. Di Sipio^{19a,19b}, M.A. Diaz^{31a}, M.M. Diaz Gomez⁴⁹, F. Diblen^{18c}, E.B. Diehl⁸⁷, H. Dietl⁹⁹, J. Dietrich⁴⁸, T.A. Dietzsch^{58a}, S. Diglio¹¹⁵, K. Dindar Yagci³⁹, J. Dingfelder²⁰, C. Dionisi^{132a,132b}, P. Dita^{25a}, S. Dita^{25a}, F. Dittus²⁹, F. Djama⁸³, R. Djilkibaev¹⁰⁸, T. Djobava⁵¹, M.A.B. do Vale^{23a}, A. Do Valle Wemans^{124a}, T.K.O. Doan⁴, M. Dobbs⁸⁵, R. Dobinson^{29,*}, D. Dobos⁴², E. Dobson²⁹, M. Dobson¹⁶³, J. Dodd³⁴, O.B. Dogan^{18a,*}, C. Doglioni¹¹⁸, T. Doherty⁵³, Y. Doi⁶⁶, J. Dolejsi¹²⁶, I. Dolenc⁷⁴, Z. Dolezal¹²⁶, B.A. Dolgoshein⁹⁶, T. Dohmae¹⁵⁵, M. Donadelli^{23b}, M. Donega¹²⁰, J. Donini⁵⁵, J. Dopke¹⁷⁴, A. Doria^{102a}, A. Dos Anjos¹⁷², M. Dosil¹¹, A. Dotti^{122a,122b}, M.T. Dova⁷⁰, J.D. Dowell¹⁷, A.D. Doxiadis¹⁰⁵, A.T. Doyle⁵³, Z. Drasal¹²⁶, J. Drees¹⁷⁴, N. Dressnandt¹²⁰, H. Drevermann²⁹, C. Driouichi³⁵, M. Dris⁹, J.G. Drohan⁷⁷, J. Dubbert⁹⁹, T. Dubbs¹³⁷, S. Dube¹⁴, E. Duchovni¹⁷¹, G. Duckeck⁹⁸, A. Dudarev²⁹, F. Dudziak¹¹⁵, M. Dührssen²⁹, I.P. Duerdoth⁸², L. Duflot¹¹⁵, M.-A. Dufour⁸⁵, M. Dunford²⁹, H. Duran Yildiz^{3b}, R. Duxfield¹³⁹, M. Dwuznik³⁷, F. Dydak²⁹, D. Dzahini⁵⁵, M. Düren⁵², J. Ebke⁹⁸, S. Eckert⁴⁸, S. Eckweiler⁸¹, K. Edmonds⁸¹, C.A. Edwards⁷⁶, I. Efthymiopoulos⁴⁹, W. Ehrenfeld⁴¹, T. Ehrich⁹⁹, T. Eifert²⁹, G. Eigen¹³, K. Einsweiler¹⁴, E. Eisenhandler⁷⁵, T. Ekelof¹⁶⁶, M. El Kacimi⁴, M. Ellert¹⁶⁶, S. Elles⁴, F. Ellinghaus⁸¹, K. Ellis⁷⁵, N. Ellis²⁹, J. Elmsheuser⁹⁸, M. Elsing²⁹, R. Ely¹⁴, D. Emelianov¹²⁹, R. Engelmann¹⁴⁸, A. Engl⁹⁸, B. Epp⁶², A. Eppig⁸⁷, J. Erdmann⁵⁴, A. Ereditato¹⁶, D. Eriksson^{146a}, J. Ernst¹, M. Ernst²⁴, J. Ernwein¹³⁶, D. Errede¹⁶⁵, S. Errede¹⁶⁵, E. Ertel⁸¹, M. Escalier¹¹⁵, C. Escobar¹⁶⁷, X. Espinal Curull¹¹, B. Esposito⁴⁷, F. Etienne⁸³, A.I. Etiennevire¹³⁶, E. Etzion¹⁵³, D. Evangelakou⁵⁴, H. Evans⁶¹, L. Fabbri^{19a,19b}, C. Fabre²⁹, K. Facius³⁵, R.M. Fakhrutdinov¹²⁸, S. Falciano^{132a}, A.C. Falou¹¹⁵, Y. Fang¹⁷², M. Fanti^{89a,89b}, A. Farbin⁷, A. Farilla^{134a}, J. Farley¹⁴⁸, T. Farooque¹⁵⁸, S.M. Farrington¹¹⁸, P. Farthouat²⁹, D. Fasching¹⁷², P. Fassnacht²⁹, D. Fassouliotis⁸, B. Fatholahzadeh¹⁵⁸, L. Fayard¹¹⁵, S. Fazio^{36a,36b}, R. Febbraro³³, P. Federico^{144a}, O.L. Fedin¹²¹, I. Fedorko²⁹, W. Fedorko⁸⁸, M. Fehling-Kaschek⁴⁸, L. Feligioni⁸³, D. Fellmann⁵, C.U. Felzmann⁸⁶, C. Feng^{32d}, E.J. Feng³⁰, A.B. Fenyuk¹²⁸, J. Ferencei^{144b}, D. Ferguson¹⁷², J. Ferland⁹³, B. Fernandes^{124aj}, W. Fernando¹⁰⁹, S. Ferrag⁵³, J. Ferrando¹¹⁸, V. Ferrara⁴¹, A. Ferrari¹⁶⁶, P. Ferrari¹⁰⁵, R. Ferrari^{119a}, A. Ferrer¹⁶⁷, M.L. Ferrer⁴⁷, D. Ferrere⁴⁹, C. Ferretti⁸⁷, A. Ferretto Parodi^{50a,50b}, F. Ferro^{50a,50b}, M. Fiassaric³⁰, F. Fiedler⁸¹, A. Filipčić⁷⁴, A. Filippas⁹, F. Filthaut¹⁰⁴, M. Fincke-Keeler¹⁶⁹, M.C.N. Fiolhais^{124a,f}, L. Fiorini¹¹, A. Firan³⁹, G. Fischer⁴¹, P. Fischer²⁰, M.J. Fisher¹⁰⁹, S.M. Fisher¹²⁹, J. Flammer²⁹, M. Flechl⁴⁸, I. Fleck¹⁴¹, J. Fleckner⁸¹, P. Fleischmann¹⁷³, S. Fleischmann²⁰, T. Flick¹⁷⁴, L.R. Flores Castillo¹⁷², M.J. Flowerdew⁹⁹, F. Föhlich^{58a}, M. Fokitis⁹, T. Fonseca Martin¹⁶, D.A. Forbush¹³⁸, A. Formica¹³⁶, A. Forti⁸², D. Fortin^{159a}, J.M. Foster⁸², D. Fournier¹¹⁵, A. Foussat²⁹, A.J. Fowler⁴⁴, K. Fowler¹³⁷, H. Fox⁷¹, P. Francavilla^{122a,122b}, S. Franchino^{119a,119b}, D. Francis²⁹, T. Frank¹⁷¹, M. Franklin⁵⁷, S. Franz²⁹, M. Fraternali^{119a,119b}, S. Fratina¹²⁰, S.T. French²⁷, R. Froeschl²⁹, D. Froidevaux²⁹, J.A. Frost²⁷, C. Fukunaga¹⁵⁶, E. Fullana Torregrosa²⁹, J. Fuster¹⁶⁷, C. Gabaldon²⁹, O. Gabizon¹⁷¹, T. Gadfort²⁴, S. Gadomski⁴⁹, G. Gagliardi^{50a,50b}, P. Gagnon⁶¹, C. Galea⁹⁸, E.J. Gallas¹¹⁸, M.V. Gallas²⁹, V. Gallo¹⁶, B.J. Gallop¹²⁹, P. Gallus¹²⁵, E. Galyaev⁴⁰, K.K. Gan¹⁰⁹, Y.S. Gao^{143,k}, V.A. Gapienko¹²⁸, A. Gaponenko¹⁴, F. Garbersen¹⁷⁵, M. Garcia-Sciveres¹⁴, C. García¹⁶⁷, J.E. García Navarro⁴⁹, R.W. Gardner³⁰, N. Garelli²⁹, H. Garitaonandia¹⁰⁵, V. Garonne²⁹, J. Garvey¹⁷, C. Gatti⁴⁷, G. Gaudio^{119a}, O. Gaumer⁴⁹, B. Gaur¹⁴¹, L. Gauthier¹³⁶, I.L. Gavrilenko⁹⁴, C. Gay¹⁶⁸, G. Gaycken²⁰, J.-C. Gayde²⁹, E.N. Gazis⁹, P. Ge^{32d}, C.N.P. Gee¹²⁹, Ch. Geich-Gimbel²⁰, K. Gellerstedt^{146a,146b}, C. Gemme^{50a}, A. Gemmel⁵³, M.H. Genest⁹⁸, S. Gentile^{132a,132b}, F. Georgatos⁹, S. George⁷⁶, P. Gerlach¹⁷⁴, A. Gershon¹⁵³, C. Geweniger^{58a}, H. Ghazlane^{135d}, P. Ghez⁴, N. Ghodbane³³, B. Giacobbe^{19a}, S. Giagu^{132a,132b}, V. Giakoumopoulou⁸, V. Giangiobbe^{122a,122b}, F. Gianotti²⁹, B. Gibbard²⁴, A. Gibson¹⁵⁸, S.M. Gibson²⁹, G.F. Gieraltowski⁵, L.M. Gilbert¹¹⁸, M. Gilchriese¹⁴, O. Gildemeister²⁹, V. Gilevsky⁹¹, D. Gillberg²⁸, A.R. Gillman¹²⁹, D.M. Gingrich^{2,d}, J. Ginzburg¹⁵³, N. Giokaris⁸, R. Giordano^{102a,102b}, F.M. Giorgi¹⁵, P. Giovannini⁹⁹, P.F. Giraud¹³⁶, D. Giugni^{89a}, P. Giusti^{19a}, B.K. Gjelsten¹¹⁷, L.K. Gladilin⁹⁷, C. Glasman⁸⁰, J. Glatzer⁴⁸, A. Glazov⁴¹, K.W. Glitza¹⁷⁴, G.L. Glonti⁶⁵, J. Godfrey¹⁴², J. Godlewski²⁹, M. Goebel⁴¹, T. Göpfert⁴³, C. Goeringer⁸¹, C. Gössling⁴², T. Göttfert⁹⁹, S. Goldfarb⁸⁷, D. Goldin³⁹, T. Golling¹⁷⁵, N.P. Gollub²⁹, S.N. Golovnia¹²⁸, A. Gomes^{124a,l}, L.S. Gomez Fajardo⁴¹, R. Gonçalo⁷⁶, L. Gonella²⁰, C. Gong^{32b}, A. Gonidec²⁹, S. Gonzalez¹⁷², S. González de la Hoz¹⁶⁷, M.L. Gonzalez Silva²⁶, S. Gonzalez-Sevilla⁴⁹, J.J. Goodson¹⁴⁸, L. Goossens²⁹, P.A. Gorbounov⁹⁵, H.A. Gordon²⁴, I. Gorelov¹⁰³, G. Gorfine¹⁷⁴, B. Gorini²⁹, E. Gorini^{72a,72b}, A. Gorišek⁷⁴, E. Gornicki³⁸, S.A. Gorokhov¹²⁸, B.T. Gorski²⁹, V.N. Goryachev¹²⁸, B. Gosdzik⁴¹, M. Gosselink¹⁰⁵, M.I. Gostkin⁶⁵, M. Gouanère⁴, I. Gough Eschrich¹⁶³, M. Goughri^{135a}, D. Goujdami^{135a}, M.P. Goulette⁴⁹, A.G. Goussiou¹³⁸, C. Goy⁴, I. Grabowska-Bold^{163,e}, V. Grabski¹⁷⁶, P. Grafström²⁹, C. Grah¹⁷⁴, K.-J. Grahn¹⁴⁷, F. Grancagnolo^{72a}, S. Grancagnolo¹⁵, V. Grassi¹⁴⁸, V. Gratchev¹²¹, N. Grau³⁴, H.M. Gray^{34,m}, J.A. Gray¹⁴⁸, E. Graziani^{134a}, O.G. Grebenyuk¹²¹, D. Greenfield¹²⁹, T. Greenshaw⁷³, Z.D. Greenwood^{24,i}, I.M. Gregor⁴¹, P. Grenier¹⁴³, E. Griesmayer⁴⁶, J. Griffiths¹³⁸, N. Grigalashvili⁶⁵, A.A. Grillo¹³⁷, K. Grimm¹⁴⁸, S. Grinstein¹¹, P.L.Y. Gris³³

, Y.V. Grishkevich⁹⁷, J.-F. Grivaz¹¹⁵, J. Grognez²⁹, M. Groh⁹⁹, E. Gross¹⁷¹, J. Grosse-Knetter⁵⁴, J. Groth-Jensen⁷⁹, M. Gruwe²⁹, K. Grybel¹⁴¹, V.J. Guarino⁵, C. Guicheney³³, A. Guida^{72a,72b}, T. Guillemin⁴, S. Guindon⁵⁴, H. Guler^{85,n}, J. Gunther¹²⁵, B. Guo¹⁵⁸, J. Guo³⁴, A. Gupta³⁰, Y. Gusakov⁶⁵, V.N. Gushchin¹²⁸, A. Gutierrez⁹³, P. Gutierrez¹¹¹, N. Guttman¹⁵³, O. Gutzwiller¹⁷², C. Guyot¹³⁶, C. Gwenlan¹¹⁸, C.B. Gwilliam⁷³, A. Haas¹⁴³, S. Haas²⁹, C. Haber¹⁴, R. Hackenburg²⁴, H.K. Hadavand³⁹, D.R. Hadley¹⁷, P. Haefner⁹⁹, R. Härtel⁹⁹, F. Hahn²⁹, S. Haider²⁹, Z. Hajduk³⁸, H. Hakobyan¹⁷⁶, J. Haller⁵⁴, K. Hamacher¹⁷⁴, A. Hamilton⁴⁹, S. Hamilton¹⁶¹, H. Han^{32a}, L. Han^{32b}, K. Hanagaki¹¹⁶, M. Hance¹²⁰, C. Handel⁸¹, P. Hanke^{58a}, C.J. Hansen¹⁶⁶, J.R. Hansen³⁵, J.B. Hansen³⁵, J.D. Hansen³⁵, P.H. Hansen³⁵, P. Hansson¹⁴³, K. Hara¹⁶⁰, G.A. Hare¹³⁷, T. Harenberg¹⁷⁴, D. Harper⁸⁷, R. Harper¹³⁹, R.D. Harrington²¹, O.M. Harris¹³⁸, K. Harrison¹⁷, J.C. Hart¹²⁹, J. Hartert⁴⁸, F. Hartjes¹⁰⁵, T. Haruyama⁶⁶, A. Harvey⁵⁶, S. Hasegawa¹⁰¹, Y. Hasegawa¹⁴⁰, S. Hassani¹³⁶, M. Hatch²⁹, D. Hauff⁹⁹, S. Haug¹⁶, M. Hauschild²⁹, R. Hauser⁸⁸, M. Havranek¹²⁵, B.M. Hawes¹¹⁸, C.M. Hawkes¹⁷, R.J. Hawkins²⁹, D. Hawkins¹⁶³, T. Hayakawa⁶⁷, D. Hayden⁷⁶, H.S. Hayward⁷³, S.J. Haywood¹²⁹, E. Hazen²¹, M. He^{32d}, S.J. Head¹⁷, V. Hedberg⁷⁹, L. Heelan²⁸, S. Heim⁸⁸, B. Heinemann¹⁴, S. Heisterkamp³⁵, L. Helary⁴, M. Heldmann⁴⁸, M. Heller¹¹⁵, S. Hellman^{146a,146b}, C. Hensens¹¹, R.C.W. Henderson⁷¹, P.J. Hendriks¹⁰⁵, M. Henke^{58a}, A. Henrichs⁵⁴, A.M. Henriques Correia²⁹, S. Henrot-Versille¹¹⁵, F. Henry-Couannier⁸³, C. Hensel⁵⁴, T. Henß¹⁷⁴, Y. Hernández Jiménez¹⁶⁷, R. Herrberg¹⁵, A.D. Hershenhorn¹⁵², G. Herten⁴⁸, R. Hertenberger⁹⁸, L. Hervas²⁹, N.P. Hessey¹⁰⁵, A. Hidvegi^{146a}, E. Higón-Rodríguez¹⁶⁷, D. Hill^{5,*}, J.C. Hill²⁷, N. Hill⁵, K.H. Hiller⁴¹, S. Hillert²⁰, S.J. Hillier¹⁷, I. Hinchliffe¹⁴, D. Hindson¹¹⁸, E. Hines¹²⁰, M. Hirose¹¹⁶, F. Hirsch⁴², D. Hirschbuehl¹⁷⁴, J. Hobbs¹⁴⁸, N. Hod¹⁵³, M.C. Hodgkinson¹³⁹, P. Hodgson¹³⁹, A. Hoecker²⁹, M.R. Hoferkamp¹⁰³, J. Hoffman³⁹, D. Hoffmann⁸³, M. Hohlfeld⁸¹, M. Holder¹⁴¹, T.I. Hollins¹⁷, A. Holmes¹¹⁸, S.O. Holmgren^{146a}, T. Holy¹²⁷, J.L. Holzbauer⁸⁸, R.J. Homer¹⁷, Y. Homma⁶⁷, T. Horazdovsky¹²⁷, C. Horn¹⁴³, S. Horner⁴⁸, K. Horton¹¹⁸, J.-Y. Hostachy⁵⁵, T. Hott⁹⁹, S. Hou¹⁵¹, M.A. Houlden⁷³, A. Houmada^{135a}, J. Howarth⁸², D.F. Howell¹¹⁸, I. Hristova⁴¹, J. Hrivnac¹¹⁵, I. Hruska¹²⁵, T. Hryn'ova⁴, P.J. Hsu¹⁷⁵, S.-C. Hsu¹⁴, G.S. Huang¹¹¹, Z. Hubacek¹²⁷, F. Hubaut⁸³, F. Hugging²⁰, T.B. Huffman¹¹⁸, E.W. Hughes³⁴, G. Hughes⁷¹, R.E. Hughes-Jones⁸², M. Huhtinen²⁹, P. Hurst⁵⁷, M. Hurwitz¹⁴, U. Husemann⁴¹, N. Huseynov^{65,o}, J. Huston⁸⁸, J. Huth⁵⁷, G. Iacobucci^{102a}, G. Iakovidis⁹, M. Ibbotson⁸², I. Ibragimov¹⁴¹, R. Ichimiya⁶⁷, L. Iconomidou-Fayard¹¹⁵, J. Idarraga¹¹⁵, M. Idzik³⁷, P. Iengo⁴, O. Igonkina¹⁰⁵, Y. Ikegami⁶⁶, M. Ikeno⁶⁶, Y. Ilchenko³⁹, D. Iliadis¹⁵⁴, D. Imbault⁷⁸, M. Imhaeuser¹⁷⁴, M. Imori¹⁵⁵, T. Ince²⁰, J. Inigo-Golfín²⁹, P. Ioannou⁸, M. Iodice^{134a}, G. Ionescu⁴, A. Irlles Quiles¹⁶⁷, K. Ishii⁶⁶, A. Ishikawa⁶⁷, M. Ishino⁶⁶, R. Ishmukhametov³⁹, T. Isobe¹⁵⁵, C. Issever¹¹⁸, S. Istin^{18a}, Y. Itoh¹⁰¹, A.V. Ivashin¹²⁸, W. Iwanski³⁸, H. Iwasaki⁶⁶, J.M. Izen⁴⁰, V. Izzo^{102a}, B. Jackson¹²⁰, J.N. Jackson⁷³, P. Jackson¹⁴³, M.R. Jaekel²⁹, V. Jain⁶¹, K. Jakobs⁴⁸, S. Jakobsen³⁵, J. Jakubek¹²⁷, D.K. Jana¹¹¹, E. Jankowski¹⁵⁸, E. Jansen⁷⁷, A. Jantsch⁹⁹, M. Janus²⁰, G. Jarlskog⁷⁹, L. Jeanty⁵⁷, K. Jelen³⁷, I. Jen-La Plante³⁰, P. Jenni²⁹, A. Jeremie⁴, P. Jež³⁵, S. Jézéquel⁴, H. Ji¹⁷², W. Ji⁸¹, J. Jia¹⁴⁸, Y. Jiang^{32b}, M. Jimenez Belenguer²⁹, G. Jin^{32b}, S. Jin^{32a}, O. Jinnouchi¹⁵⁷, M.D. Joergensen³⁵, D. Joffe³⁹, L.G. Johansen¹³, M. Johansen^{146a,146b}, K.E. Johansson^{146a}, P. Johansson¹³⁹, S. Johnert⁴¹, K.A. Johns⁶, K. Jon-And^{146a,146b}, G. Jones⁸², M. Jones¹¹⁸, R.W.L. Jones⁷¹, T.W. Jones⁷⁷, T.J. Jones⁷³, O. Jonsson²⁹, K.K. Joo¹⁵⁸, C. Joram²⁹, P.M. Jorge^{124a,b}, S. Jorgensen¹¹, J. Joseph¹⁴, X. Ju¹³⁰, V. Juranek¹²⁵, P. Jussel⁶², V.V. Kabachenko¹²⁸, S. Kabana¹⁶, M. Kaci¹⁶⁷, A. Kaczmarska³⁸, P. Kadlecik³⁵, M. Kado¹¹⁵, H. Kagan¹⁰⁹, M. Kagan⁵⁷, S. Kaiser⁹⁹, E. Kajomovitz¹⁵², S. Kalinin¹⁷⁴, L.V. Kalinovskaya⁶⁵, S. Kama³⁹, N. Kanaya¹⁵⁵, M. Kaneda¹⁵⁵, T. Kanno¹⁵⁷, V.A. Kantserov⁹⁶, J. Kanzaki⁶⁶, B. Kaplan¹⁷⁵, A. Kapliy³⁰, J. Kaplon²⁹, D. Kar⁴³, M. Karagoz¹¹⁸, M. Karnevskiy⁴¹, K. Karr⁵, V. Kartvelishvili⁷¹, A.N. Karyukhin¹²⁸, L. Kashif⁵⁷, A. Kasmi³⁹, R.D. Kass¹⁰⁹, A. Kastanas¹³, M. Kataoka⁴, Y. Kataoka¹⁵⁵, E. Katsoufis⁹, J. Katzy⁴¹, V. Kaushik⁶, K. Kawagoe⁶⁷, T. Kawamoto¹⁵⁵, G. Kawamura⁸¹, M.S. Kayl¹⁰⁵, V.A. Kazanin¹⁰⁷, M.Y. Kazarinov⁶⁵, S.I. Kazi⁸⁶, J.R. Keates⁸², R. Keeler¹⁶⁹, R. Kehoe³⁹, M. Keil⁵⁴, G.D. Kekelidze⁶⁵, M. Kelly⁸², J. Kennedy⁹⁸, C.J. Kenney¹⁴³, M. Kenyon⁵³, O. Kepka¹²⁵, N. Kerschen²⁹, B.P. Kerševan⁷⁴, S. Kersten¹⁷⁴, K. Kessoku¹⁵⁵, C. Ketterer⁴⁸, M. Khakzad²⁸, F. Khalil-zada¹⁰, H. Khandanyan¹⁶⁵, A. Khanov¹¹², D. Kharchenko⁶⁵, A. Khodinov¹⁴⁸, A.G. Kholodenko¹²⁸, A. Khomich^{58a}, T.J. Khoo²⁷, G. Khoraiuli²⁰, N. Khovanskiy⁶⁵, V. Khovanskiy⁹⁵, E. Khramov⁶⁵, J. Khubua⁵¹, G. Kilvington⁷⁶, H. Kim⁷, M.S. Kim², P.C. Kim¹⁴³, S.H. Kim¹⁶⁰, N. Kimura¹⁷⁰, O. Kind¹⁵, B.T. King⁷³, M. King⁶⁷, R.S.B. King¹¹⁸, J. Kirk¹²⁹, G.P. Kirsch¹¹⁸, L.E. Kirsch²², A.E. Kiryunin⁹⁹, D. Kisielewska³⁷, T. Kittelmann¹²³, A.M. Kiver¹²⁸, H. Kiyamura⁶⁷, E. Kladiva^{144b}, J. Klaiber-Lodewigs⁴², M. Klein⁷³, U. Klein⁷³, K. Kleinknecht⁸¹, M. Klemetti⁸⁵, A. Klier¹⁷¹, A. Klimentov²⁴, R. Klingenberg⁴², E.B. Klinkby³⁵, T. Klioutchnikova²⁹, P.F. Klok¹⁰⁴, S. Klous¹⁰⁵, E.-E. Kluge^{58a}, T. Kluge⁷³, P. Kluit¹⁰⁵, S. Kluth⁹⁹, E. Kneringer⁶², J. Knobloch²⁹, A. Knue⁵⁴, B.R. Ko⁴⁴, T. Kobayashi¹⁵⁵, M. Kobel⁴³, B. Koblitz²⁹, M. Kocian¹⁴³, A. Kocnar¹¹³, P. Kodys¹²⁶, K. Köneke²⁹, A.C. König¹⁰⁴, S. Koenig⁸¹, S. König⁴⁸, L. Köpke⁸¹, F. Koetsveld¹⁰⁴, P. Koevesarki²⁰, T. Koffas²⁹, E. Koffeman¹⁰⁵, F. Kohn⁵⁴, Z. Kohout¹²⁷, T. Kohriki⁶⁶, T. Koi¹⁴³, T. Kokott²⁰, G.M. Kolachev¹⁰⁷, H. Kolanoski¹⁵, V. Kolesnikov⁶⁵, I. Koletsou^{89a,89b}, J. Koll⁸⁸, D. Kollar²⁹, M. Kollefrath⁴⁸, S.D. Kolya⁸², A.A. Komar⁹⁴, J.R. Komaragiri¹⁴², T. Kondo⁶⁶, T. Kono^{41,p}, A.I. Kononov⁴⁸, R. Konoplich^{108,q}, N. Konstantinidis⁷⁷, A. Kootz¹⁷⁴, S. Koperny³⁷, S.V. Kopikov¹²⁸, K. Korcyl³⁸, K. Kordas¹⁵⁴, V. Korsheshev¹²⁸, A. Korn¹⁴, A. Korol¹⁰⁷, I. Korolkov¹¹, E.V. Korolkova¹³⁹, V.A. Korotkov¹²⁸, O. Kortner⁹⁹, S. Kortner⁹⁹

V.V. Kostyukhin²⁰, M.J. Kotamäki²⁹, S. Kotov⁹⁹, V.M. Kotov⁶⁵, C. Kourkoumelis⁸, A. Koutsman¹⁰⁵, R. Kowalewski¹⁶⁹, T.Z. Kowalski³⁷, W. Kozanecki¹³⁶, A.S. Kozhin¹²⁸, V. Kral¹²⁷, V.A. Kramarenko⁹⁷, G. Kramberger⁷⁴, O. Krasel⁴², M.W. Krasny⁷⁸, A. Krasznahorkay¹⁰⁸, J. Kraus⁸⁸, A. Kreisel¹⁵³, F. Krejci¹²⁷, J. Kretzschmar⁷³, N. Krieger⁵⁴, P. Krieger¹⁵⁸, G. Kroboth⁹⁸, K. Kroeninger⁵⁴, H. Kroha⁹⁹, J. Kroll¹²⁰, J. Kroseberg²⁰, J. Krstic^{12a}, U. Kruchonak⁶⁵, H. Krüger²⁰, Z.V. Krumshteyn⁶⁵, A. Kruth²⁰, T. Kubota¹⁵⁵, S. Kuehn⁴⁸, A. Kugel^{58c}, T. Kuhl¹⁷⁴, D. Kuhn⁶², V. Kukhtin⁶⁵, Y. Kulchitsky⁹⁰, S. Kuleshov^{31b}, C. Kummer⁹⁸, M. Kuna⁸³, N. Kundu¹¹⁸, J. Kunkle¹²⁰, A. Kupco¹²⁵, H. Kurashige⁶⁷, M. Kurata¹⁶⁰, Y.A. Kurochkin⁹⁰, V. Kus¹²⁵, W. Kuykendall¹³⁸, M. Kuze¹⁵⁷, P. Kuzhir⁹¹, O. Kvasnicka¹²⁵, R. Kwee¹⁵, A. La Rosa²⁹, L. La Rotonda^{36a,36b}, L. Labarga⁸⁰, J. Labbe⁴, C. Lacasta¹⁶⁷, F. Lacava^{132a,132b}, H. Lacker¹⁵, D. Lacour⁷⁸, V.R. Lacuesta¹⁶⁷, E. Ladygin⁶⁵, R. Lafaye⁴, B. Laforge⁷⁸, T. Lagouri⁸⁰, S. Lai⁴⁸, E. Laisne⁵⁵, M. Lamanna²⁹, M. Lambacher⁹⁸, C.L. Lampen⁶, W. Lampl⁶, E. Lancon¹³⁶, U. Landgraf⁴⁸, M.P.J. Landon⁷⁵, H. Landsman¹⁵², J.L. Lane⁸², C. Lange⁴¹, A.J. Lankford¹⁶³, F. Lanni²⁴, K. Lantzsck²⁹, V.V. Lapin^{128,*}, S. Laplace⁴, C. Lapoire²⁰, J.F. Laporte¹³⁶, T. Lari^{89a}, A.V. Lari-onov¹²⁸, A. Larner¹¹⁸, C. Lasseur²⁹, M. Lassnig²⁹, W. Lau¹¹⁸, P. Laurelli⁴⁷, A. Lavorato¹¹⁸, W. Lavrijsen¹⁴, P. Laycock⁷³, A.B. Lazarev⁶⁵, A. Lazzaro^{89a,89b}, O. Le Dortz⁷⁸, E. Le Guirriec⁸³, C. Le Maner¹⁵⁸, E. Le Menedeu¹³⁶, M. Leahu²⁹, A. Lebedev⁶⁴, C. Lebel⁹³, M. Lechowski¹¹⁵, T. LeCompte⁵, F. Ledroit-Guillon⁵⁵, H. Lee¹⁰⁵, J.S.H. Lee¹⁵⁰, S.C. Lee¹⁵¹, L. Lee¹⁷⁵, M. Lefebvre¹⁶⁹, M. Legendre¹³⁶, A. Leger⁴⁹, B.C. LeGeyt¹²⁰, F. Legger⁹⁸, C. Leggett¹⁴, M. Lehmacher²⁰, G. Lehmann Miotto²⁹, M. Lehto¹³⁹, X. Lei⁶, M.A.L. Leite^{23b}, R. Leitner¹²⁶, D. Lellouch¹⁷¹, J. Lellouch⁷⁸, M. Leltchouk³⁴, V. Lendermann^{58a}, K.J.C. Leney^{145b}, T. Lenz¹⁷⁴, G. Lenzen¹⁷⁴, B. Lenzi¹³⁶, K. Leonhardt⁴³, S. Leontsinis⁹, J. Lepidis¹⁷⁴, C. Leroy⁹³, J.-R. Lessard¹⁶⁹, J. Lesser^{146a}, C.G. Lester²⁷, A. Leung Fook Cheong¹⁷², J. Levêque⁸³, D. Levin⁸⁷, L.J. Levinson¹⁷¹, M.S. Levitski¹²⁸, M. Lewandowska²¹, M. Leyton¹⁵, B. Li⁸³, H. Li¹⁷², S. Li^{32b}, X. Li⁸⁷, Z. Liang³⁹, Z. Liang^{118,r}, B. Liberti^{133a}, P. Lichard²⁹, M. Lichtnecker⁹⁸, K. Lie¹⁶⁵, W. Liebig¹³, R. Lifshitz¹⁵², J.N. Lilley¹⁷, H. Lim⁵, A. Limosani⁸⁶, M. Limper⁶³, S.C. Lin^{151,s}, F. Linde¹⁰⁵, J.T. Linnemann⁸⁸, E. Lipeles¹²⁰, L. Lipinsky¹²⁵, A. Lipniacka¹³, T.M. Liss¹⁶⁵, A. Lister⁴⁹, A.M. Litke¹³⁷, C. Liu²⁸, D. Liu^{151,t}, H. Liu⁸⁷, J.B. Liu⁸⁷, M. Liu^{32b}, S. Liu², Y. Liu^{32b}, M. Livan^{119a,119b}, S.S.A. Livermore¹¹⁸, A. Lleres⁵⁵, S.L. Lloyd⁷⁵, E. Lobodzinska⁴¹, P. Loch⁶, W.S. Lockman¹³⁷, S. Lockwitz¹⁷⁵, T. Loddenkoetter²⁰, F.K. Loebinger⁸², A. Loginov¹⁷⁵, C.W. Loh¹⁶⁸, T. Lohse¹⁵, K. Lohwasser⁴⁸, M. Lokajicek¹²⁵, J. Loken¹¹⁸, V.P. Lombardo^{89a,89b}, R.E. Long⁷¹, L. Lopes^{124a,b}, D. Lopez Mateos^{34,m}, M. Losada¹⁶², P. Loscutoff¹⁴, F. Lo Sterzo^{132a,132b}, M.J. Losty^{159a}, X. Lou⁴⁰, A. Lounis¹¹⁵, K.F. Loureiro¹⁶², J. Love²¹, P.A. Love⁷¹, A.J. Lowe¹⁴³, F. Lu^{32a}, J. Lu², L. Lu³⁹, H.J. Lubatti¹³⁸, C. Luci^{132a,132b}, A. Lucotte⁵⁵, A. Ludwig⁴³, D. Ludwig⁴¹, I. Ludwig⁴⁸, J. Ludwig⁴⁸, F. Luehring⁶¹, G. Luijckx¹⁰⁵, D. Lumb⁴⁸, L. Luminari^{132a}, E. Lund¹¹⁷, B. Lund-Jensen¹⁴⁷, B. Lundberg⁷⁹, J. Lundberg²⁹, J. Lundquist³⁵, M. Lungwitz⁸¹, A. Lupi^{122a,122b}, G. Lutz⁹⁹, D. Lynn²⁴, J. Lynn¹¹⁸, J. Lys¹⁴, E. Lytken⁷⁹, H. Ma²⁴, L.L. Ma¹⁷², M. Maaßen⁴⁸, J.A. Macana Goia⁹³, G. Maccarrone⁴⁷, A. Macchiolo⁹⁹, B. Maček⁷⁴, J. Machado Miguens^{124a,b}, D. Macina⁴⁹, R. Mackeprang³⁵, R.J. Madaras¹⁴, W.F. Mader⁴³, R. Maenner^{58c}, T. Maeno²⁴, P. Mättig¹⁷⁴, S. Mättig⁴¹, P.J. Magalhaes Martins^{124a,f}, L. Magnoni²⁹, E. Magradze⁵¹, C.A. Magrath¹⁰⁴, Y. Mahalalel¹⁵³, K. Mahboubi⁴⁸, G. Mahout¹⁷, C. Maiani^{132a,132b}, C. Maidantchik^{23a}, A. Maio^{124a,l}, S. Majewski²⁴, Y. Makida⁶⁶, N. Makovec¹¹⁵, P. Mal⁶, Pa. Malecki³⁸, P. Malecki³⁸, V.P. Maleev¹²¹, F. Malek⁵⁵, U. Mallik⁶³, D. Malon⁵, S. Maltezos⁹, V. Malyshev¹⁰⁷, S. Malyukov⁶⁵, R. Mameghani⁹⁸, J. Mamuzic^{12b}, A. Manabe⁶⁶, L. Mandelli^{89a}, I. Mandić⁷⁴, R. Mandrysch¹⁵, J. Maneira^{124a}, P.S. Mangeard⁸⁸, M. Mangin-Brinet⁴⁹, I.D. Manjavidze⁶⁵, A. Mann⁵⁴, W.A. Mann¹⁶¹, P.M. Manning¹³⁷, A. Manousakis-Katsikakis⁸, B. Mansoulie¹³⁶, A. Manz⁹⁹, A. Mapelli²⁹, L. Mapelli²⁹, L. March⁸⁰, J.F. Marchand²⁹, F. Marchese^{133a,133b}, M. Marchesotti²⁹, G. Marchiori⁷⁸, M. Marcisovsky¹²⁵, A. Marin^{21,*}, C.P. Marino⁶¹, F. Marroquim^{23a}, R. Marshall⁸², Z. Marshall^{34,m}, F.K. Martens¹⁵⁸, S. Marti-Garcia¹⁶⁷, A.J. Martin¹⁷⁵, B. Martin²⁹, B. Martin⁸⁸, F.F. Martin¹²⁰, J.P. Martin⁹³, Ph. Martin⁵⁵, T.A. Martin¹⁷, B. Martin dit Latour⁴⁹, M. Martinez¹¹, V. Martinez Outschoorn⁵⁷, A.C. Martyniuk⁸², M. Marx⁸², F. Marzano^{132a}, A. Marzin¹¹¹, L. Masetti⁸¹, T. Mashimo¹⁵⁵, R. Mashinistov⁹⁴, J. Masik⁸², A.L. Maslennikov¹⁰⁷, M. Maß⁴², I. Massa^{19a,19b}, G. Massaro¹⁰⁵, N. Massol⁴, A. Mastroberardino^{36a,36b}, T. Masubuchi¹⁵⁵, M. Mathes²⁰, P. Matricon¹¹⁵, H. Matsumoto¹⁵⁵, H. Matsunaga¹⁵⁵, T. Matsushita⁶⁷, C. Mattravers^{118,u}, J.M. Maugain²⁹, S.J. Maxfield⁷³, E.N. May⁵, A. Mayne¹³⁹, R. Mazini¹⁵¹, M. Mazur²⁰, M. Mazzanti^{89a}, E. Mazzoni^{122a,122b}, S.P. Mc Kee⁸⁷, A. McCarn¹⁶⁵, R.L. McCarthy¹⁴⁸, T.G. McCarthy²⁸, N.A. McCubbin¹²⁹, K.W. McFarlane⁵⁶, J.A. Mcfayden¹³⁹, S. McGarvie⁷⁶, H. McGlone⁵³, G. Mchedlidze⁵¹, R.A. McLaren²⁹, T. McLaughlan¹⁷, S.J. McMahon¹²⁹, T.R. McMahon⁷⁶, T.J. McMahon¹⁷, R.A. McPherson^{169,h}, A. Meade⁸⁴, J. Mechnich¹⁰⁵, M. Mechtel¹⁷⁴, M. Medinnis⁴¹, R. Meera-Lebbai¹¹¹, T. Meguro¹¹⁶, R. Mehdiev⁹³, S. Mehlhase⁴¹, A. Mehta⁷³, K. Meier^{58a}, J. Meinhardt⁴⁸, B. Meirose⁷⁹, C. Melachrinos³⁰, B.R. Mellado Garcia¹⁷², L. Mendoza Navas¹⁶², Z. Meng^{151,t}, A. Mengarelli^{19a,19b}, S. Menke⁹⁹, C. Menot²⁹, E. Meoni¹¹, D. Merkl⁹⁸, P. Mermod¹¹⁸, L. Merola^{102a,102b}, C. Meroni^{89a}, F.S. Merritt³⁰, A. Messina²⁹, J. Metcalfe¹⁰³, A.S. Mete⁶⁴, S. Meuser²⁰, C. Meyer⁸¹, J.-P. Meyer¹³⁶, J. Meyer¹⁷³, J. Meyer⁵⁴, T.C. Meyer²⁹, W.T. Meyer⁶⁴, J. Miao^{32d}, S. Michal²⁹, L. Micu^{25a}, R.P. Middleton¹²⁹, P. Miele²⁹, S. Migas⁷³, A. Migliac-cio^{102a,102b}, L. Mijović⁴¹, G. Mikenberg¹⁷¹, M. Mikestikova¹²⁵, B. Mikulec⁴⁹, M. Mikuž⁷⁴, D.W. Miller¹⁴³, R.J. Miller⁸⁸, W.J. Mills¹⁶⁸, C. Mills⁵⁷, A. Milov¹⁷¹, D.A. Milstead^{146a,146b}, D. Milstein¹⁷¹, A.A. Minaenko¹²⁸, M. Miñano¹⁶⁷, I.A. Mi-

nashvili⁶⁵, A.I. Mincer¹⁰⁸, B. Mindur³⁷, M. Mineev⁶⁵, Y. Ming¹³⁰, L.M. Mir¹¹, G. Mirabelli^{132a}, L. Miralles Verge¹¹, S. Miscetti⁴⁷, A. Misiejuk⁷⁶, A. Mitra¹¹⁸, J. Mitrevski¹³⁷, G.Y. Mitrofanov¹²⁸, V.A. Mitsou¹⁶⁷, S. Mitsui⁶⁶, P.S. Miyagawa⁸², K. Miyazaki⁶⁷, J.U. Mjörnmark⁷⁹, T. Moa^{146a,146b}, P. Mockett¹³⁸, S. Moed⁵⁷, V. Moeller²⁷, K. Mönig⁴¹, N. Möser²⁰, S. Mohapatra¹⁴⁸, B. Mohn¹³, W. Mohr⁴⁸, S. Mohr dieck-Möck⁹⁹, A.M. Moisseev^{128,*}, R. Moles-Valls¹⁶⁷, J. Molina-Perez²⁹, L. Moneta⁴⁹, J. Monk⁷⁷, E. Monnier⁸³, S. Montesano^{89a,89b}, F. Monticelli⁷⁰, S. Monzani^{19a,19b}, R.W. Moore², G.F. Moorhead⁸⁶, C. Mora Herrera⁴⁹, A. Moraes⁵³, A. Morais^{124a,b}, N. Morange¹³⁶, J. Morel⁵⁴, G. Morello^{36a,36b}, D. Moreno⁸¹, M. Moreno Llácer¹⁶⁷, P. Morettini^{50a}, M. Morii⁵⁷, J. Morin⁷⁵, Y. Morita⁶⁶, A.K. Morley²⁹, G. Mornacchi²⁹, M.-C. Morone⁴⁹, J.D. Morris⁷⁵, H.G. Moser⁹⁹, M. Mosidze⁵¹, J. Moss¹⁰⁹, R. Mount¹⁴³, E. Mountricha⁹, S.V. Mouraviev⁹⁴, T.H. Moye¹⁷, E.J.W. Moyses⁸⁴, M. Mudrinic^{12b}, F. Mueller^{58a}, J. Mueller¹²³, K. Mueller²⁰, T.A. Müller⁹⁸, D. Muenstermann⁴², A. Muijs¹⁰⁵, A. Muir¹⁶⁸, Y. Munwes¹⁵³, K. Murakami⁶⁶, W.J. Murray¹²⁹, I. Mussche¹⁰⁵, E. Musto^{102a,102b}, A.G. Myagkov¹²⁸, M. Myska¹²⁵, J. Nadal¹¹, K. Nagai¹⁶⁰, K. Nagano⁶⁶, Y. Nagasaka⁶⁰, A.M. Nairz²⁹, Y. Nakahama¹¹⁵, K. Nakamura¹⁵⁵, I. Nakano¹¹⁰, G. Nanava²⁰, A. Napier¹⁶¹, M. Nash^{77,u}, I. Nasteva⁸², N.R. Nation²¹, T. Nattermann²⁰, T. Naumann⁴¹, F. Nauyock⁸², G. Navarro¹⁶², H.A. Neal⁸⁷, E. Nebot⁸⁰, P.Yu. Nechaeva⁹⁴, A. Negri^{119a,119b}, G. Negri²⁹, S. Nektarijevic⁴⁹, A. Nelson⁶⁴, S. Nelson¹⁴³, T.K. Nelson¹⁴³, S. Nemecek¹²⁵, P. Nemethy¹⁰⁸, A.A. Nepomuceno^{23a}, M. Nessi²⁹, S.Y. Nesterov¹²¹, M.S. Neubauer¹⁶⁵, L. Neukermans⁴, A. Neusiedl⁸¹, R.M. Neves¹⁰⁸, P. Nevski²⁴, P.R. Newman¹⁷, C. Nicholson⁵³, R.B. Nickerson¹¹⁸, R. Nicolaidou¹³⁶, L. Nicolas¹³⁹, B. Nicquevert²⁹, F. Niedercorn¹¹⁵, J. Nielsen¹³⁷, T. Niikoski²⁹, A. Nikiforov¹⁵, V. Nikolaenko¹²⁸, K. Nikolaev⁶⁵, I. Nikolic-Audit⁷⁸, K. Nikolopoulos²⁴, H. Nilsen⁴⁸, P. Nilsson⁷, Y. Ninomiya¹⁵⁵, A. Nisati^{132a}, T. Nishiyama⁶⁷, R. Nisius⁹⁹, L. Nodulman⁵, M. Nomachi¹¹⁶, I. Nomidis¹⁵⁴, H. Nomoto¹⁵⁵, M. Nordberg²⁹, B. Nordkvist^{146a,146b}, O. Norniella Francisco¹¹, P.R. Norton¹²⁹, J. Novakova¹²⁶, M. Nozaki⁶⁶, M. Nožička⁴¹, I.M. Nugent^{159a}, A.-E. Nuncio-Quiroz²⁰, G. Nunes Hanninger²⁰, T. Nunnemann⁹⁸, E. Nurse⁷⁷, T. Nyman²⁹, B.J. O'Brien⁴⁵, S.W. O'Neale^{17,*}, D.C. O'Neil¹⁴², V. O'Shea⁵³, F.G. Oakham^{28,d}, H. Oberlack⁹⁹, J. Ocariz⁷⁸, A. Ochi⁶⁷, S. Oda¹⁵⁵, S. Odaka⁶⁶, J. Odier⁸³, G.A. Odino^{50a,50b}, H. Ogren⁶¹, A. Oh⁸², S.H. Oh⁴⁴, C.C. Ohm^{146a,146b}, T. Ohshima¹⁰¹, H. Ohshita¹⁴⁰, T.K. Ohska⁶⁶, T. Ohsugi⁵⁹, S. Okada⁶⁷, H. Okawa¹⁶³, Y. Okumura¹⁰¹, T. Okuyama¹⁵⁵, M. Olcese^{50a}, A.G. Olchevski⁶⁵, M. Oliveira^{124a,f}, D. Oliveira Damazio²⁴, C. Oliver⁸⁰, E. Oliver Garcia¹⁶⁷, D. Olivito¹²⁰, A. Olszewski³⁸, J. Olszowska³⁸, C. Omachi⁶⁷, A. Onofre^{124a,v}, P.U.E. Onyisi³⁰, C.J. Oram^{159a}, G. Ordonez¹⁰⁴, M.J. Oreglia³⁰, F. Orellana⁴⁹, Y. Oren¹⁵³, D. Orestano^{134a,134b}, I. Orlov¹⁰⁷, C. Oropeza Barrera⁵³, R.S. Orr¹⁵⁸, E.O. Ortega¹³⁰, B. Osculati^{50a,50b}, R. Ospanov¹²⁰, C. Osuna¹¹, G. Otero y Garzon²⁶, J.P. Ottersbach¹⁰⁵, B. Ottewell¹¹⁸, M. Ouchrif^{135c}, F. Ould-Saada¹¹⁷, A. Ouraou¹³⁶, Q. Ouyang^{32a}, M. Owen⁸², S. Owen¹³⁹, A. Oyarzun^{31b}, O.K. Øye¹³, V.E. Ozcan⁷⁷, N. Ozturk⁷, A. Pacheco Pages¹¹, C. Padilla Aranda¹¹, E. Paganis¹³⁹, F. Paige²⁴, K. Pajchel¹¹⁷, S. Palestini²⁹, D. Pallin³³, A. Palma^{124a,b}, J.D. Palmer¹⁷, M.J. Palmer²⁷, Y.B. Pan¹⁷², E. Panagiotopoulou⁹, B. Panes^{31a}, N. Panikashvili⁸⁷, S. Panitkin²⁴, D. Pantea^{25a}, M. Panuskova¹²⁵, V. Paolone¹²³, A. Paoloni^{133a,133b}, Th.D. Papadopoulou⁹, A. Paramonov⁵, S.J. Park⁵⁴, W. Park^{24,w}, M.A. Parker²⁷, F. Parodi^{50a,50b}, J.A. Parsons³⁴, U. Parzefall⁴⁸, E. Pasqualucci^{132a}, A. Passeri^{134a}, F. Pastore^{134a,134b}, Fr. Pastore²⁹, G. Pásztor^{49,x}, S. Pataraja¹⁷², N. Patel¹⁵⁰, J.R. Pater⁸², S. Patricelli^{102a,102b}, T. Pauly²⁹, M. Pecsny^{144a}, M.I. Pedraza Morales¹⁷², S.J.M. Peeters¹⁰⁵, S.V. Peleganchuk¹⁰⁷, H. Peng¹⁷², R. Pengo²⁹, A. Penson³⁴, J. Penwell⁶¹, M. Perantoni^{23a}, K. Perez^{34,m}, T. Perez Cavalcanti⁴¹, E. Perez Codina¹¹, M.T. Pérez García-Estañ¹⁶⁷, V. Perez Reale³⁴, I. Peric²⁰, L. Perini^{89a,89b}, H. Pernegger²⁹, R. Perrino^{72a}, P. Perrodo⁴, S. Persebe^{3a}, P. Perus¹¹⁵, V.D. Peshekhonov⁶⁵, E. Petereit⁵, O. Peters¹⁰⁵, B.A. Petersen²⁹, J. Petersen²⁹, T.C. Petersen³⁵, E. Petit⁸³, A. Petridis¹⁵⁴, C. Petridou¹⁵⁴, E. Petrolo^{132a}, F. Petrucci^{134a,134b}, D. Petschull⁴¹, M. Petteni¹⁴², R. Pezoa^{31b}, A. Phan⁸⁶, A.W. Phillips²⁷, P.W. Phillips¹²⁹, G. Piacquadio²⁹, E. Piccaro⁷⁵, M. Piccinini^{19a,19b}, A. Pickford⁵³, R. Piegai²⁶, J.E. Pilcher³⁰, A.D. Pilkington⁸², J. Pina^{124a,l}, M. Pina-monti^{164a,164c}, A. Pinder¹¹⁸, J.L. Pinfold², J. Ping^{32c}, B. Pinto^{124a,b}, O. Pirotte²⁹, C. Pizio^{89a,89b}, R. Placakyte⁴¹, M. Plamondon¹⁶⁹, W.G. Plano⁸², M.-A. Pleier²⁴, A.V. Pleskach¹²⁸, A. Poblaguev²⁴, S. Poddar^{58a}, F. Podlyski³³, L. Poggioli¹¹⁵, T. Poghosyan²⁰, M. Pohl⁴⁹, F. Polci⁵⁵, G. Polesello^{119a}, A. Policicchio¹³⁸, A. Polini^{19a}, J. Poll⁷⁵, V. Polychronakos²⁴, D.M. Pomarede¹³⁶, D. Pomeroy²², K. Pommès²⁹, L. Pontecorvo^{132a}, B.G. Pope⁸⁸, G.A. Popeneciu^{25a}, D.S. Popovic^{12a}, A. Poppleton²⁹, X. Portell Bueso⁴⁸, R. Porter¹⁶³, C. Posch²¹, G.E. Pospelov⁹⁹, S. Pospisil¹²⁷, I.N. Potrap⁹⁹, C.J. Potter¹⁴⁹, C.T. Potter⁸⁵, G. Poulard²⁹, J. Poveda¹⁷², R. Prabhu⁷⁷, P. Pralavorio⁸³, S. Prasad⁵⁷, R. Pravahan⁷, S. Prell⁶⁴, K. Pretzl¹⁶, L. Pribyl²⁹, D. Price⁶¹, L.E. Price⁵, M.J. Price²⁹, P.M. Prichard⁷³, D. Prieur¹²³, M. Primavera^{72a}, K. Prokofiev²⁹, F. Prokoshin^{31b}, S. Protopopescu²⁴, J. Proudfoot⁵, X. Prudent⁴³, H. Przysiezniak⁴, S. Psoroulas²⁰, E. Ptacek¹¹⁴, J. Purdham⁸⁷, M. Purohit^{24,w}, P. Puzo¹¹⁵, Y. Pylypchenko¹¹⁷, J. Qian⁸⁷, Z. Qian⁸³, Z. Qin⁴¹, A. Quadt⁵⁴, D.R. Quarrie¹⁴, W.B. Quayle¹⁷², F. Quinonez^{31a}, M. Raas¹⁰⁴, V. Radescu^{58b}, B. Radics²⁰, T. Rador^{18a}, F. Ragusa^{89a,89b}, G. Rahal¹⁷⁷, A.M. Rahimi¹⁰⁹, S. Rajagopalan²⁴, S. Rajek⁴², M. Rammensee⁴⁸, M. Rammes¹⁴¹, M. Ramstedt^{146a,146b}, K. Randriarivony²⁸, P.N. Ratoff⁷¹, F. Rauscher⁹⁸, E. Rauter⁹⁹, M. Raymond²⁹, A.L. Read¹¹⁷, D.M. Rebutzi^{119a,119b}, A. Redelbach¹⁷³, G. Redlinger²⁴, R. Reece¹²⁰, K. Reeves⁴⁰, A. Reichold¹⁰⁵, E. Reinherz-Aronis¹⁵³, A. Reinsch¹¹⁴, I. Reisinger⁴², D. Reljic^{12a}, C. Rembser²⁹, Z.L. Ren¹⁵¹, A. Renaud¹¹⁵, P. Renkel³⁹, B. Rensch³⁵, M. Rescigno^{132a}, S. Resconi^{89a}, B. Re-

sende¹³⁶, P. Reznicek⁹⁸, R. Rezvani¹⁵⁸, A. Richards⁷⁷, R. Richter⁹⁹, E. Richter-Was^{38,y}, M. Ridel⁷⁸, S. Rieke⁸¹, M. Rijstra¹⁰⁵, M. Rijssenbeek¹⁴⁸, A. Rimoldi^{119a,119b}, L. Rinaldi^{19a}, R.R. Rios³⁹, I. Riu¹¹, G. Rivoltella^{89a,89b}, F. Rizatdinova¹¹², E. Rizvi⁷⁵, S.H. Robertson^{85,h}, A. Robichaud-Veronneau⁴⁹, D. Robinson²⁷, J.E.M. Robinson⁷⁷, M. Robinson¹¹⁴, A. Robson⁵³, J.G. Rocha de Lima¹⁰⁶, C. Roda^{122a,122b}, D. Roda Dos Santos²⁹, S. Rodier⁸⁰, D. Rodriguez¹⁶², Y. Rodriguez Garcia¹⁵, A. Roe⁵⁴, S. Roe²⁹, O. Røhne¹¹⁷, V. Rojo¹, S. Rolli¹⁶¹, A. Romaniouk⁹⁶, V.M. Romanov⁶⁵, G. Romeo²⁶, D. Romero Maltrana^{31a}, L. Roos⁷⁸, E. Ros¹⁶⁷, S. Rosati¹³⁸, M. Rose⁷⁶, G.A. Rosenbaum¹⁵⁸, E.I. Rosenberg⁶⁴, P.L. Rosendahl¹³, L. Rossetlet⁴⁹, V. Rossetti¹¹, E. Rossi^{102a,102b}, L.P. Rossi^{50a}, L. Rossi^{89a,89b}, M. Rotaru^{25a}, I. Roth¹⁷¹, J. Rothberg¹³⁸, I. Rottländer²⁰, D. Rousseau¹¹⁵, C.R. Royon¹³⁶, A. Rozanov⁸³, Y. Rozen¹⁵², X. Ruan¹¹⁵, I. Rubinsky⁴¹, B. Ruckert⁹⁸, N. Ruckstuhl¹⁰⁵, V.I. Rud⁹⁷, G. Rudolph⁶², F. Rühr⁶, A. Ruiz-Martinez⁶⁴, E. Rulikowska-Zarebska³⁷, V. Rumiantsev^{91,*}, L. Romyantsev⁶⁵, K. Runge⁴⁸, O. Runolfsson²⁰, Z. Rurikova⁴⁸, N.A. Rusakovich⁶⁵, D.R. Rust⁶¹, J.P. Rutherford⁶, C. Ruwiedel¹⁴, P. Ruzicka¹²⁵, Y.F. Ryabov¹²¹, V. Ryadovikov¹²⁸, P. Ryan⁸⁸, M. Rybar¹²⁶, G. Rybkin¹¹⁵, N.C. Ryder¹¹⁸, S. Rzaeva¹⁰, A.F. Saavedra¹⁵⁰, I. Sadeh¹⁵³, H.F.-W. Sadrozinski¹³⁷, R. Sadykov⁶⁵, F. Safai Tehrani^{132a,132b}, H. Sakamoto¹⁵⁵, G. Salamanna¹⁰⁵, A. Salamon^{133a}, M. Saleem¹¹¹, D. Salihagic⁹⁹, A. Salnikov¹⁴³, J. Salt¹⁶⁷, B.M. Salvachua Ferrando⁵, D. Salvatore^{36a,36b}, F. Salvatore¹⁴⁹, A. Salzburger²⁹, D. Sampsonidis¹⁵⁴, B.H. Samset¹¹⁷, H. Sandaker¹³, H.G. Sander⁸¹, M.P. Sanders⁹⁸, M. Sandhoff¹⁷⁴, P. Sandhu¹⁵⁸, T. Sandoval²⁷, R. Sandstroem¹⁰⁵, S. Sandvoss¹⁷⁴, D.P.C. Sankey¹²⁹, A. Sansoni⁴⁷, C. Santamarina Rios⁸⁵, C. Santoni³³, R. Santonico^{133a,133b}, H. Santos^{124a}, J.G. Saraiva^{124a,1}, T. Sarangi¹⁷², E. Sarkisyan-Grinbaum⁷, F. Sarri^{122a,122b}, G. Sartisohn¹⁷⁴, O. Sasaki⁶⁶, T. Sasaki⁶⁶, N. Sasao⁶⁸, I. Satsounkevitch⁹⁰, G. Sauvage⁴, J.B. Sauvan¹¹⁵, P. Savard^{158,d}, V. Savinov¹²³, P. Savva⁹, L. Sawyer^{24,i}, D.H. Saxon⁵³, L.P. SAYS³³, C. Sbarra^{19a,19b}, A. Sbrizzi^{19a,19b}, O. Scallion⁹³, D.A. Scannicchio¹⁶³, J. Schaarschmidt⁴³, P. Schacht⁹⁹, U. Schäfer⁸¹, S. Schaetzel^{58b}, A.C. Schaffer¹¹⁵, D. Schaile⁹⁸, R.D. Schamberger¹⁴⁸, A.G. Schamov¹⁰⁷, V. Scharf^{58a}, V.A. Schegelsky¹²¹, D. Scheirich⁸⁷, M.I. Scherzer¹⁴, C. Schiavi^{50a,50b}, J. Schieck⁹⁸, M. Schioppa^{36a,36b}, S. Schlenker²⁹, J.L. Schlereth⁵, E. Schmidt⁴⁸, M.P. Schmidt^{175,*}, K. Schmieden²⁰, C. Schmitt⁸¹, M. Schmitz²⁰, A. Schöning^{58b}, M. Schott²⁹, D. Schouten¹⁴², J. Schovancova¹²⁵, M. Schram⁸⁵, A. Schreiner⁶³, C. Schroeder⁸¹, N. Schroer^{58c}, S. Schuh²⁹, G. Schuler²⁹, J. Schultes¹⁷⁴, H.-C. Schultz-Coulon^{58a}, H. Schulz¹⁵, J.W. Schumacher²⁰, M. Schumacher⁴⁸, B.A. Schumm¹³⁷, Ph. Schune¹³⁶, C. Schwanenberger⁸², A. Schwartzman¹⁴³, D. Schweiger²⁹, Ph. Schwemling⁷⁸, R. Schwienhorst⁸⁸, R. Schwierz⁴³, J. Schwindling¹³⁶, W.G. Scott¹²⁹, J. Searcy¹¹⁴, E. Sedykh¹²¹, E. Segura¹¹, S.C. Seidel¹⁰³, A. Seiden¹³⁷, F. Seifert⁴³, J.M. Seixas^{23a}, G. Sekhniaidze^{102a}, D.M. Seliverstov¹²¹, B. Sellden^{146a}, G. Sellers⁷³, M. Seman^{144b}, N. Semprini-Cesari^{19a,19b}, C. Serfon⁹⁸, L. Serin¹¹⁵, R. Seuster⁹⁹, H. Severini¹¹¹, M.E. Sevior⁸⁶, A. Sfyrla²⁹, E. Shabalina⁵⁴, M. Shamim¹¹⁴, L.Y. Shan^{32a}, J.T. Shank²¹, Q.T. Shao⁸⁶, M. Shapiro¹⁴, P.B. Shatalov⁹⁵, L. Shaver⁶, C. Shaw⁵³, K. Shaw^{164a,164c}, D. Sherman¹⁷⁵, P. Sherwood⁷⁷, A. Shibata¹⁰⁸, S. Shimizu²⁹, M. Shimojima¹⁰⁰, T. Shin⁵⁶, A. Shmeleva⁹⁴, M.J. Shochet³⁰, D. Short¹¹⁸, M.A. Shupe⁶, P. Sicho¹²⁵, A. Sidoti¹⁵, A. Siebel¹⁷⁴, F. Siegert⁴⁸, J. Siegrist¹⁴, Dj. Sijacki^{12a}, O. Silbert¹⁷¹, J. Silva^{124a,z}, Y. Silver¹⁵³, D. Silverstein¹⁴³, S.B. Silverstein^{146a}, V. Simak¹²⁷, Lj. Simic^{12a}, S. Simion¹¹⁵, B. Simmons⁷⁷, M. Simonyan³⁵, P. Sinervo¹⁵⁸, N.B. Sinev¹¹⁴, V. Sipica¹⁴¹, G. Siragusa⁸¹, A.N. Sisakyan⁶⁵, S.Yu. Sivoklokov⁹⁷, J. Sjölín^{146a,146b}, T.B. Sjurson¹³, L.A. Skinnari¹⁴, K. Skovpen¹⁰⁷, P. Skubic¹¹¹, N. Skvorodnev²², M. Slater¹⁷, T. Slavicek¹²⁷, K. Sliwa¹⁶¹, T.J. Sloan⁷¹, J. Sloper²⁹, V. Smakhtin¹⁷¹, S.Yu. Smirnov⁹⁶, L.N. Smirnova⁹⁷, O. Smirnova⁷⁹, B.C. Smith⁵⁷, D. Smith¹⁴³, K.M. Smith⁵³, M. Smizanska⁷¹, K. Smolek¹²⁷, A.A. Snegarev⁹⁴, S.W. Snow⁸², J. Snow¹¹¹, J. Snuverink¹⁰⁵, S. Snyder²⁴, M. Soares^{124a}, R. Sobie^{169,h}, J. Sodomka¹²⁷, A. Soffer¹⁵³, C.A. Solans¹⁶⁷, M. Solar¹²⁷, J. Solc¹²⁷, U. Soldevila¹⁶⁷, E. Solfaroli Camillocci^{132a,132b}, A.A. Solodkov¹²⁸, O.V. Solovyanov¹²⁸, J. Sondericker²⁴, N. Soni², V. Sopko¹²⁷, B. Sopko¹²⁷, M. Sorbi^{89a,89b}, M. Sosebee⁷, A. Soukharev¹⁰⁷, S. Spagnolo^{72a,72b}, F. Spanò³⁴, R. Spighi^{19a}, G. Spigo²⁹, F. Spila^{132a,132b}, E. Spiriti^{134a}, R. Spiwock²⁹, M. Spousta¹²⁶, T. Spreitzer¹⁵⁸, B. Spurlock⁷, R.D. St. Denis⁵³, T. Stahl¹⁴¹, J. Stahlman¹²⁰, R. Stamen^{58a}, E. Stanecka²⁹, R.W. Staneck⁵, C. Stanescu^{134a}, S. Stapnes¹¹⁷, E.A. Starchenko¹²⁸, J. Stark⁵⁵, P. Staroba¹²⁵, P. Starovoitov⁹¹, A. Staude⁹⁸, P. Stavina^{144a}, G. Stavropoulos¹⁴, G. Steele⁵³, E. Stefanidis⁷⁷, P. Steinbach⁴³, P. Steinberg²⁴, I. Stekl¹²⁷, B. Stelzer¹⁴², H.J. Stelzer⁴¹, O. Stelzer-Chilton^{159a}, H. Stenzel⁵², K. Stevenson⁷⁵, G.A. Stewart⁵³, T. Stockmanns²⁰, M.C. Stockton²⁹, M. Stodulski³⁸, K. Stoerig⁴⁸, G. Stoicea^{25a}, S. Stonjek¹²⁶, P. Strachota¹²⁶, A.R. Stradling⁷, A. Straessner⁴³, J. Strandberg⁸⁷, S. Strandberg^{146a,146b}, A. Strandlie¹¹⁷, M. Strang¹⁰⁹, E. Strauss¹⁴³, M. Strauss¹¹¹, P. Strizenec^{144b}, R. Ströhmer¹⁷³, D.M. Strom¹¹⁴, J.A. Strong^{76,*}, R. Stroynowski³⁹, J. Strube¹²⁹, B. Stugu¹³, I. Stumer^{24,*}, J. Stupak¹⁴⁸, P. Sturm¹⁷⁴, D.A. Soh^{151,r}, D. Su¹⁴³, S. Subramania², Y. Sugaya¹¹⁶, T. Sugimoto¹⁰¹, C. Suhr¹⁰⁶, K. Suita⁶⁷, M. Suk¹²⁶, V.V. Sulín⁹⁴, S. Sultansoy^{3d}, T. Sumida²⁹, X. Sun⁵⁵, J.E. Sundermann⁴⁸, K. Suruliz^{164a,164b}, S. Sushkov¹¹, G. Susinno^{36a,36b}, M.R. Sutton¹³⁹, Y. Suzuki⁶⁶, Yu.M. Sviridov¹²⁸, S. Swedish¹⁶⁸, I. Sykora^{144a}, T. Sykora¹²⁶, B. Szeless²⁹, J. Sánchez¹⁶⁷, D. Ta¹⁰⁵, K. Tackmann²⁹, A. Taffard¹⁶³, R. Tafirout^{159a}, A. Taga¹¹⁷, N. Taiblum¹⁵³, Y. Takahashi¹⁰¹, H. Takai²⁴, R. Takashima⁶⁹, H. Takeda⁶⁷, T. Takeshita¹⁴⁰, M. Talby⁸³, A. Talyshev¹⁰⁷, M.C. Tamsett²⁴, J. Tanaka¹⁵⁵, R. Tanaka¹¹⁵, S. Tanaka¹³¹, S. Tanaka⁶⁶, Y. Tanaka¹⁰⁰, K. Tani⁶⁷, N. Tannoury⁸³, G.P. Tappern²⁹, S. Tapprogge⁸¹, D. Tardif¹⁵⁸, S. Tarem¹⁵², F. Tarrade²⁴, G.F. Tartarelli^{89a}, P. Tas¹²⁶, M. Tasevsky¹²⁵, E. Tassi^{36a,36b}, M. Tatarkhanov¹⁴, C. Taylor⁷⁷, F.E. Taylor⁹², G. Taylor¹³⁷, G.N. Taylor⁸⁶, W. Taylor^{159b}, M. Teixeira Dias Castanheira⁷⁵, P. Teixeira-Dias⁷⁶, K.K. Temming⁴⁸, H. Ten Kate²⁹, P.K. Teng¹⁵¹, Y.D. Tennenbaum-Katan¹⁵²

S. Terada⁶⁶, K. Terashi¹⁵⁵, J. Terron⁸⁰, M. Terwort^{41,p}, M. Testa⁴⁷, R.J. Teuscher^{158,h}, C.M. Tevlin⁸², J. Thadome¹⁷⁴, J. Therhaag²⁰, T. Thevenaux-Pelzer⁷⁸, M. Thioye¹⁷⁵, S. Thoma⁴⁸, J.P. Thomas¹⁷, E.N. Thompson⁸⁴, P.D. Thompson¹⁷, P.D. Thompson¹⁵⁸, A.S. Thompson⁵³, E. Thomson¹²⁰, M. Thomson²⁷, R.P. Thun⁸⁷, T. Tic¹²⁵, V.O. Tikhomirov⁹⁴, Y.A. Tikhonov¹⁰⁷, C.J.W.P. Timmermans¹⁰⁴, P. Tipton¹⁷⁵, F.J. Tique Aires Viegas²⁹, S. Tisserant⁸³, J. Tobias⁴⁸, B. Toczec³⁷, T. Todorov⁴, S. Todorova-Nova¹⁶¹, B. Toggerson¹⁶³, J. Tojo⁶⁶, S. Tokár^{144a}, K. Tokunaga⁶⁷, K. Tokushuku⁶⁶, K. Tollefson⁸⁸, M. Tomoto¹⁰¹, L. Tompkins¹⁴, K. Toms¹⁰³, A. Tonazzo^{134a,134b}, G. Tong^{32a}, A. Tonoyan¹³, C. Topfel¹⁶, N.D. Topilin⁶⁵, I. Torchiani²⁹, E. Torrence¹¹⁴, E. Torró Pastor¹⁶⁷, J. Toth^{83,x}, F. Touchard⁸³, D.R. Tovey¹³⁹, D. Traynor⁷⁵, T. Trefzger¹⁷³, J. Treis²⁰, L. Tremblet²⁹, A. Tricoli²⁹, I.M. Trigger^{159a}, S. Trincaz-Duvoid⁷⁸, T.N. Trinh⁷⁸, M.F. Tripiana⁷⁰, N. Triplett⁶⁴, W. Trischuk¹⁵⁸, A. Trivedi^{24,w}, B. Trocmé⁵⁵, C. Troncon^{89a}, M. Trotter-McDonald¹⁴², A. Trzupek³⁸, C. Tsarouchas²⁹, J.C.-L. Tseng¹¹⁸, M. Tsiakiris¹⁰⁵, P.V. Tsiarehka⁹⁰, D. Tsiou⁴, G. Tsipolitis⁹, V. Tsiskaridze⁴⁸, E.G. Tskhadadze⁵¹, I.I. Tsukerman⁹⁵, V. Tsulaia¹²³, J.-W. Tsung²⁰, S. Tsuno⁶⁶, D. Tsybychev¹⁴⁸, A. Tua¹³⁹, J.M. Tuggle³⁰, M. Turala³⁸, D. Turecek¹²⁷, I. Turk Cakir^{3e}, E. Turlay¹⁰⁵, P.M. Tuts³⁴, A. Tykhonov⁷⁴, M. Tylmad^{146a,146b}, M. Tyn del¹²⁹, D. Typaldos¹⁷, H. Tyrvaainen²⁹, G. Tzanakos⁸, K. Uchida²⁰, I. Ueda¹⁵⁵, R. Ueno²⁸, M. Ugland¹³, M. Uhlenbrock²⁰, M. Uhrmacher⁵⁴, F. Ukegawa¹⁶⁰, G. Unal²⁹, D.G. Underwood⁵, A. Undrus²⁴, G. Unel¹⁶³, Y. Unno⁶⁶, D. Urbaniec³⁴, E. Urkovsky¹⁵³, P. Urquijo⁴⁹, P. Urrejola^{31a}, G. Usai⁷, M. Uslenghi^{119a,119b}, L. Vacavant⁸³, V. Vacek¹²⁷, B. Vachon⁸⁵, S. Vahsen¹⁴, C. Valderanis⁹⁹, J. Valenta¹²⁵, P. Valente^{132a}, S. Valentineti^{19a,19b}, S. Valkar¹²⁶, E. Valladolid Gallego¹⁶⁷, S. Vallecorsa¹⁵², J.A. Valls Ferrer¹⁶⁷, H. van der Graaf¹⁰⁵, E. van der Kraaij¹⁰⁵, E. van der Poel¹⁰⁵, D. van der Ster²⁹, B. Van Eijk¹⁰⁵, N. van Eldik⁸⁴, P. van Gemmeren⁵, Z. van Kesteren¹⁰⁵, I. van Vulpen¹⁰⁵, W. Vandelli²⁹, G. Vandoni²⁹, A. Vaniachine⁵, P. Vankov⁴¹, F. Vannucci⁷⁸, F. VarelaRodriguez²⁹, R. Vari^{132a}, E.W. Varnes⁶, D. Varouchas¹⁴, A. Vartapetian⁷, K.E. Varvell¹⁵⁰, V.I. Vassilikopoulos⁵⁶, F. Vazeille³³, G. Vegni^{89a,89b}, J.J. Veillet¹¹⁵, C. Vellidis⁸, F. Veloso^{124a}, R. Veness²⁹, S. Veneziano^{132a}, A. Ventura^{72a,72b}, D. Ventura¹³⁸, S. Ventura⁴⁷, M. Venturi⁴⁸, N. Venturi¹⁶, V. Vercesi^{119a}, M. Verducci¹³⁸, W. Verkerke¹⁰⁵, J.C. Vermeulen¹⁰⁵, L. Vertogradov¹¹⁸, A. Vest⁴³, M.C. Vetterli^{142,d}, I. Vichou¹⁶⁵, T. Vickey^{145b,aa}, G.H.A. Viehhauser¹¹⁸, S. Viel¹⁶⁸, M. Villa^{19a,19b}, M. Villaplana Perez¹⁶⁷, E. Vilucchi⁴⁷, M.G. Vincter²⁸, E. Vinek²⁹, V.B. Vinogradov⁶⁵, M. Virchaux^{136,*}, S. Viret³³, J. Virzi¹⁴, A. Vitale^{19a,19b}, O. Vitells¹⁷¹, I. Vivarelli⁴⁸, F. Vives Vaque¹¹, S. Vlachos⁹, M. Vlasak¹²⁷, N. Vlasov²⁰, A. Vogel²⁰, P. Vokac¹²⁷, M. Volpi¹¹, G. Volpini^{89a}, H. von der Schmitt⁹⁹, J. von Loeben⁹⁹, H. von Radziewski⁴⁸, E. von Toerne²⁰, V. Vorobel¹²⁶, A.P. Vorobiev¹²⁸, V. Vorwerk¹¹, M. Vos¹⁶⁷, R. Voss²⁹, T.T. Voss¹⁷⁴, J.H. Vossebeld⁷³, A.S. Vovenko¹²⁸, N. Vranjes^{12a}, M. Vranjes Milosavljevic^{12a}, V. Vrba¹²⁵, M. Vreeswijk¹⁰⁵, T. Vu Anh⁸¹, R. Vuillemet²⁹, I. Vukotic¹¹⁵, W. Wagner¹⁷⁴, P. Wagner¹²⁰, H. Wahlen¹⁷⁴, J. Wakabayashi¹⁰¹, J. Walbersloh⁴², S. Walch⁸⁷, J. Walder⁷¹, R. Walker⁹⁸, W. Walkowiak¹⁴¹, R. Wall¹⁷⁵, P. Waller⁷³, C. Wang⁴⁴, H. Wang¹⁷², J. Wang^{32d}, J.C. Wang¹³⁸, S.M. Wang¹⁵¹, A. Warburton⁸⁵, C.P. Ward²⁷, M. Warsinsky⁴⁸, P.M. Watkins¹⁷, A.T. Watson¹⁷, M.F. Watson¹⁷, G. Watts¹³⁸, S. Watts⁸², A.T. Waugh¹⁵⁰, B.M. Waugh⁷⁷, J. Weber⁴², M. Weber¹²⁹, M.S. Weber¹⁶, P. Weber⁵⁴, A.R. Weidberg¹¹⁸, J. Weingarten⁵⁴, C. Weiser⁴⁸, H. Wellenstein²², P.S. Wells²⁹, M. Wen⁴⁷, T. Wenaus²⁴, S. Wendler¹²³, Z. Weng^{151,r}, T. Wengler²⁹, S. Wenig²⁹, N. Wermes²⁰, M. Werner⁴⁸, P. Werner²⁹, M. Werth¹⁶³, M. Wessels^{58a}, K. Whalen²⁸, S.J. Wheeler-Ellis¹⁶³, S.P. Whitaker²¹, A. White⁷, M.J. White⁸⁶, S.R. Whitehead¹¹⁸, D. Whiteson¹⁶³, D. Whittington⁶¹, F. Wicke¹¹⁵, D. Wicke¹⁷⁴, F.J. Wickens¹²⁹, W. Wiedenmann¹⁷², M. Wieler¹²⁹, P. Wiemann²⁰, C. Wiglesworth⁷³, L.A.M. Wiik⁴⁸, A. Wildauer¹⁶⁷, M.A. Wildt^{41,p}, I. Wilhelm¹²⁶, H.G. Wilkens²⁹, J.Z. Will⁹⁸, E. Williams³⁴, H.H. Williams¹²⁰, W. Willis³⁴, S. Willocq⁸⁴, J.A. Wilson¹⁷, M.G. Wilson¹⁴³, A. Wilson⁸⁷, I. Wingerter-Seez⁴, S. Winkelmann⁴⁸, F. Winklmeier²⁹, M. Wittgen¹⁴³, M.W. Wolter³⁸, H. Wolters^{124a,f}, G. Wooden¹¹⁸, B.K. Wosiek³⁸, J. Wotschack²⁹, M.J. Woudstra⁸⁴, K. Wraight⁵³, C. Wright⁵³, B. Wrona⁷³, S.L. Wu¹⁷², X. Wu⁴⁹, Y. Wu^{32b}, E. Wulf³⁴, R. Wunstorf⁴², B.M. Wynne⁴⁵, L. Xaplanteris⁹, S. Xella³⁵, S. Xie⁴⁸, Y. Xie^{32a}, C. Xu^{32b}, D. Xu¹³⁹, G. Xu^{32a}, B. Yabsley¹⁵⁰, M. Yamada⁶⁶, A. Yamamoto⁶⁶, K. Yamamoto⁶⁴, S. Yamamoto¹⁵⁵, T. Yamamura¹⁵⁵, J. Yamaoka⁴⁴, T. Yamazaki¹⁵⁵, Y. Yamazaki⁶⁷, Z. Yan²¹, H. Yang⁸⁷, S. Yang¹¹⁸, U.K. Yang⁸², Y. Yang⁶¹, Y. Yang^{32a}, Z. Yang^{146a,146b}, S. Yanush⁹¹, W.-M. Yao¹⁴, Y. Yao¹⁴, Y. Yasu⁶⁶, J. Ye³⁹, S. Ye²⁴, M. Yilmaz^{3c}, R. Yoosofmiya¹²³, K. Yorita¹⁷⁰, R. Yoshida⁵, C. Young¹⁴³, S. Youssef²¹, D. Yu²⁴, J. Yu⁷, J. Yu^{32c,ab}, L. Yuan^{32a,ac}, A. Yurkewicz¹⁴⁸, V.G. Zaets¹²⁸, R. Zaidan⁶³, A.M. Zaitsev¹²⁸, Z. Zajacova²⁹, Yo.K. Zalite¹²¹, L. Zanello^{132a,132b}, P. Zarzhitsky³⁹, A. Zaytsev¹⁰⁷, M. Zdrasil¹⁴, C. Zeitnitz¹⁷⁴, M. Zeller¹⁷⁵, P.F. Zema²⁹, A. Zemla³⁸, C. Zender²⁰, A.V. Zenin¹²⁸, O. Zenin¹²⁸, T. Ženiš^{144a}, Z. Zenonos^{122a,122b}, S. Zenz¹⁴, D. Zerwas¹¹⁵, G. Zevi della Porta⁵⁷, Z. Zhan^{32d}, D. Zhang^{32b}, H. Zhang⁸⁸, J. Zhang⁵, X. Zhang^{32d}, Z. Zhang¹¹⁵, L. Zhao¹⁰⁸, T. Zhao¹³⁸, Z. Zhao^{32b}, A. Zhemchugov⁶⁵, S. Zheng^{32a}, J. Zhong^{151,ad}, B. Zhou⁸⁷, N. Zhou¹⁶³, Y. Zhou¹⁵¹, C.G. Zhu^{32d}, H. Zhu⁴¹, Y. Zhu¹⁷², X. Zhuang⁹⁸, V. Zhuravlov⁹⁹, D. Ziemska⁶¹, B. Zilka^{144a}, R. Zimmermann²⁰, S. Zimmermann²⁰, S. Zimmermann⁴⁸, M. Ziolkowski¹⁴¹, R. Zitoun⁴, L. Živković³⁴, V.V. Zmouchko^{128,*}, G. Zobernig¹⁷², A. Zoccoli^{19a,19b}, Y. Zolnierowski⁴, A. Zsenei²⁹, M. zur Nedden¹⁵, V. Zutshi¹⁰⁶, L. Zwalinski²⁹

¹University at Albany, 1400 Washington Ave, Albany, NY 12222, United States of America

²University of Alberta, Department of Physics, Centre for Particle Physics, Edmonton, AB T6G 2G7, Canada

- ³Ankara University^(a), Faculty of Sciences, Department of Physics, TR 061000 Tandogan, Ankara; Dumlupinar University^(b), Faculty of Arts and Sciences, Department of Physics, Kutahya; Gazi University^(c), Faculty of Arts and Sciences, Department of Physics, 06500, Teknikokullar, Ankara; TOBB University of Economics and Technology^(d), Faculty of Arts and Sciences, Division of Physics, 06560, Sogutozu, Ankara; Turkish Atomic Energy Authority^(e), 06530, Lodumlu, Ankara, Turkey
- ⁴LAPP, Université de Savoie, CNRS/IN2P3, Annecy-le-Vieux, France
- ⁵Argonne National Laboratory, High Energy Physics Division, 9700 S. Cass Avenue, Argonne, IL 60439, United States of America
- ⁶University of Arizona, Department of Physics, Tucson, AZ 85721, United States of America
- ⁷The University of Texas at Arlington, Department of Physics, Box 19059, Arlington, TX 76019, United States of America
- ⁸University of Athens, Nuclear & Particle Physics, Department of Physics, Panepistimiopouli, Zografou, GR 15771 Athens, Greece
- ⁹National Technical University of Athens, Physics Department, 9-Iroon Polytechniou, GR 15780 Zografou, Greece
- ¹⁰Institute of Physics, Azerbaijan Academy of Sciences, H. Javid Avenue 33, AZ 143 Baku, Azerbaijan
- ¹¹Institut de Física d'Altes Energies, IFAE, Edifici Cn, Universitat Autònoma de Barcelona, ES - 08193 Bellaterra (Barcelona), Spain
- ¹²University of Belgrade^(a), Institute of Physics, P.O. Box 57, 11001 Belgrade; Vinca Institute of Nuclear Sciences^(b), M. Petrovica Alasa 12-14, 11000 Belgrade, Serbia
- ¹³University of Bergen, Department for Physics and Technology, Allegaten 55, NO - 5007 Bergen, Norway
- ¹⁴Lawrence Berkeley National Laboratory and University of California, Physics Division, MS50B-6227, 1 Cyclotron Road, Berkeley, CA 94720, United States of America
- ¹⁵Humboldt University, Institute of Physics, Berlin, Newtonstr. 15, D-12489 Berlin, Germany
- ¹⁶University of Bern, Albert Einstein Center for Fundamental Physics, Laboratory for High Energy Physics, Sidlerstrasse 5, CH - 3012 Bern, Switzerland
- ¹⁷University of Birmingham, School of Physics and Astronomy, Edgbaston, Birmingham B15 2TT, United Kingdom
- ¹⁸Bogazici University^(a), Faculty of Sciences, Department of Physics, TR - 80815 Bebek-Istanbul; Dogus University^(b), Faculty of Arts and Sciences, Department of Physics, 34722, Kadikoy, Istanbul; ^(c)Gaziantep University, Faculty of Engineering, Department of Physics Engineering, 27310, Sehirkamil, Gaziantep; Istanbul Technical University^(d), Faculty of Arts and Sciences, Department of Physics, 34469, Maslak, Istanbul, Turkey
- ¹⁹INFN Sezione di Bologna^(a); Università di Bologna, Dipartimento di Fisica^(b), viale C. Berti Pichat, 6/2, IT - 40127 Bologna, Italy
- ²⁰University of Bonn, Physikalisches Institut, Nussallee 12, D - 53115 Bonn, Germany
- ²¹Boston University, Department of Physics, 590 Commonwealth Avenue, Boston, MA 02215, United States of America
- ²²Brandeis University, Department of Physics, MS057, 415 South Street, Waltham, MA 02454, United States of America
- ²³Universidade Federal do Rio De Janeiro, COPPE/EE/IF^(a), Caixa Postal 68528, Ilha do Fundao, BR - 21945-970 Rio de Janeiro; ^(b)Universidade de Sao Paulo, Instituto de Fisica, R.do Matao Trav. R.187, Sao Paulo - SP, 05508 - 900, Brazil
- ²⁴Brookhaven National Laboratory, Physics Department, Bldg. 510A, Upton, NY 11973, United States of America
- ²⁵National Institute of Physics and Nuclear Engineering^(a), Str. Atomistilor 407, P.O. Box MG-6, R-077125, Bucharest-Magurele; University Politehnica Bucharest^(b), Rectorat - AN 001, 313 Splaiul Independentei, sector 6, 060042 Bucuresti; West University of Timisoara^(c), Bd. Vasile Parvan 4, Timisoara, Romania
- ²⁶Universidad de Buenos Aires, FCEyN, Dto. Fisica, Pab I - C. Universitaria, 1428 Buenos Aires, Argentina
- ²⁷University of Cambridge, Cavendish Laboratory, J J Thomson Avenue, Cambridge CB3 0HE, United Kingdom
- ²⁸Carleton University, Department of Physics, 1125 Colonel By Drive, Ottawa ON K1S 5B6, Canada
- ²⁹CERN, CH - 1211 Geneva 23, Switzerland
- ³⁰University of Chicago, Enrico Fermi Institute, 5640 S. Ellis Avenue, Chicago, IL 60637, United States of America
- ³¹Pontificia Universidad Católica de Chile, Facultad de Fisica, Departamento de Fisica^(a), Avda. Vicuna Mackenna 4860, San Joaquin, Santiago; Universidad Técnica Federico Santa María, Departamento de Física^(b), Avda. España 1680, Casilla 110-V, Valparaíso, Chile
- ³²Institute of High Energy Physics, Chinese Academy of Sciences^(a), P.O. Box 918, 19 Yuquan Road, Shijing Shan District, CN - Beijing 100049; University of Science & Technology of China (USTC), Department of Modern Physics^(b), Hefei, CN - Anhui 230026; Nanjing University, Department of Physics^(c), Nanjing, CN - Jiangsu 210093; Shandong University, High Energy Physics Group^(d), Jinan, CN - Shandong 250100, China

- ³³Laboratoire de Physique Corpusculaire, Clermont Université, Université Blaise Pascal, CNRS/IN2P3, FR - 63177 Aubiere Cedex, France
- ³⁴Columbia University, Nevis Laboratory, 136 So. Broadway, Irvington, NY 10533, United States of America
- ³⁵University of Copenhagen, Niels Bohr Institute, Blegdamsvej 17, DK - 2100 Kobenhavn 0, Denmark
- ³⁶INFN Gruppo Collegato di Cosenza^(a); Università della Calabria, Dipartimento di Fisica^(b), IT-87036 Arcavacata di Rende, Italy
- ³⁷Faculty of Physics and Applied Computer Science of the AGH-University of Science and Technology, (FPACS, AGH-UST), al. Mickiewicza 30, PL-30059 Cracow, Poland
- ³⁸The Henryk Niewodniczanski Institute of Nuclear Physics, Polish Academy of Sciences, ul. Radzikowskiego 152, PL - 31342 Krakow, Poland
- ³⁹Southern Methodist University, Physics Department, 106 Fondren Science Building, Dallas, TX 75275-0175, United States of America
- ⁴⁰University of Texas at Dallas, 800 West Campbell Road, Richardson, TX 75080-3021, United States of America
- ⁴¹DESY, Notkestr. 85, D-22603 Hamburg and Platanenallee 6, D-15738 Zeuthen, Germany
- ⁴²TU Dortmund, Experimentelle Physik IV, DE - 44221 Dortmund, Germany
- ⁴³Technical University Dresden, Institut für Kern- und Teilchenphysik, Zellescher Weg 19, D-01069 Dresden, Germany
- ⁴⁴Duke University, Department of Physics, Durham, NC 27708, United States of America
- ⁴⁵University of Edinburgh, School of Physics & Astronomy, James Clerk Maxwell Building, The Kings Buildings, Mayfield Road, Edinburgh EH9 3JZ, United Kingdom
- ⁴⁶Fachhochschule Wiener Neustadt; Johannes Gutenbergstrasse 3, AT - 2700 Wiener Neustadt, Austria
- ⁴⁷INFN Laboratori Nazionali di Frascati, via Enrico Fermi 40, IT-00044 Frascati, Italy
- ⁴⁸Albert-Ludwigs-Universität, Fakultät für Mathematik und Physik, Hermann-Herder Str. 3, D - 79104 Freiburg i.Br., Germany
- ⁴⁹Université de Genève, Section de Physique, 24 rue Ernest Ansermet, CH - 1211 Geneve 4, Switzerland
- ⁵⁰INFN Sezione di Genova^(a); Università di Genova, Dipartimento di Fisica^(b), via Dodecaneso 33, IT - 16146 Genova, Italy
- ⁵¹Institute of Physics of the Georgian Academy of Sciences, 6 Tamarashvili St., GE - 380077 Tbilisi; Tbilisi State University, HEP Institute, University St. 9, GE - 380086 Tbilisi, Georgia
- ⁵²Justus-Liebig-Universität Giessen, II Physikalisches Institut, Heinrich-Buff Ring 16, D-35392 Giessen, Germany
- ⁵³University of Glasgow, Department of Physics and Astronomy, Glasgow G12 8QQ, United Kingdom
- ⁵⁴Georg-August-Universität, II. Physikalisches Institut, Friedrich-Hund Platz 1, D-37077 Göttingen, Germany
- ⁵⁵LPSC, CNRS/IN2P3 and Univ. Joseph Fourier Grenoble, 53 avenue des Martyrs, FR-38026 Grenoble Cedex, France
- ⁵⁶Hampton University, Department of Physics, Hampton, VA 23668, United States of America
- ⁵⁷Harvard University, Laboratory for Particle Physics and Cosmology, 18 Hammond Street, Cambridge, MA 02138, United States of America
- ⁵⁸Ruprecht-Karls-Universität Heidelberg, Kirchhoff-Institut für Physik^(a), Im Neuenheimer Feld 227, D-69120 Heidelberg; Physikalisches Institut^(b), Philosophenweg 12, D-69120 Heidelberg; ZITI Ruprecht-Karls-Universität Heidelberg^(c), Lehrstuhl für Informatik V, B6, 23-29, DE - 68131 Mannheim, Germany
- ⁵⁹Hiroshima University, Faculty of Science, 1-3-1 Kagamiyama, Higashihiroshima-shi, JP - 739-8526 Hiroshima, Japan
- ⁶⁰Hiroshima Institute of Technology, Faculty of Applied Information Science, 2-1-1 Miyake Saeki-ku, Hiroshima-shi, JP - 731-5193 Hiroshima, Japan
- ⁶¹Indiana University, Department of Physics, Swain Hall West 117, Bloomington, IN 47405-7105, United States of America
- ⁶²Institut für Astro- und Teilchenphysik, Technikerstrasse 25, A - 6020 Innsbruck, Austria
- ⁶³University of Iowa, 203 Van Allen Hall, Iowa City, IA 52242-1479, United States of America
- ⁶⁴Iowa State University, Department of Physics and Astronomy, Ames High Energy Physics Group, Ames, IA 50011-3160, United States of America
- ⁶⁵Joint Institute for Nuclear Research, JINR, Dubna, RU-141980 Moscow Region, Russia
- ⁶⁶KEK, High Energy Accelerator Research Organization, 1-1 Oho, Tsukuba-shi, Ibaraki-ken 305-0801, Japan
- ⁶⁷Kobe University, Graduate School of Science, 1-1 Rokkodai-cho, Nada-ku, JP 657-8501 Kobe, Japan
- ⁶⁸Kyoto University, Faculty of Science, Oiwake-cho, Kitashirakawa, Sakyou-ku, Kyoto-shi, JP - 606-8502 Kyoto, Japan
- ⁶⁹Kyoto University of Education, 1 Fukakusa, Fujimori, fushimi-ku, Kyoto-shi, JP - 612-8522 Kyoto, Japan
- ⁷⁰Universidad Nacional de La Plata, FCE, Departamento de Física, IFLP (CONICET-UNLP), C.C. 67, 1900 La Plata, Argentina

- ⁷¹Lancaster University, Physics Department, Lancaster LA1 4YB, United Kingdom
- ⁷²INFN Sezione di Lecce^(a); Università del Salento, Dipartimento di Fisica^(b) Via Arnesano, IT - 73100 Lecce, Italy
- ⁷³University of Liverpool, Oliver Lodge Laboratory, P.O. Box 147, Oxford Street, Liverpool L69 3BX, United Kingdom
- ⁷⁴Jožef Stefan Institute and University of Ljubljana, Department of Physics, SI-1000 Ljubljana, Slovenia
- ⁷⁵Queen Mary University of London, Department of Physics, Mile End Road, London E1 4NS, United Kingdom
- ⁷⁶Royal Holloway, University of London, Department of Physics, Egham Hill, Egham, Surrey TW20 0EX, United Kingdom
- ⁷⁷University College London, Department of Physics and Astronomy, Gower Street, London WC1E 6BT, United Kingdom
- ⁷⁸Laboratoire de Physique Nucléaire et de Hautes Energies, Université Pierre et Marie Curie (Paris 6), Université Denis Diderot (Paris-7), CNRS/IN2P3, Tour 33, 4 place Jussieu, FR - 75252 Paris Cedex 05, France
- ⁷⁹Fysiska institutionen, Lunds universitet, Box 118, SE - 221 00 Lund, Sweden
- ⁸⁰Universidad Autonoma de Madrid, Facultad de Ciencias, Departamento de Fisica Teorica, ES - 28049 Madrid, Spain
- ⁸¹Universität Mainz, Institut für Physik, Staudinger Weg 7, DE - 55099 Mainz, Germany
- ⁸²University of Manchester, School of Physics and Astronomy, Manchester M13 9PL, United Kingdom
- ⁸³CPPM, Aix-Marseille Université, CNRS/IN2P3, Marseille, France
- ⁸⁴University of Massachusetts, Department of Physics, 710 North Pleasant Street, Amherst, MA 01003, United States of America
- ⁸⁵McGill University, High Energy Physics Group, 3600 University Street, Montreal, Quebec H3A 2T8, Canada
- ⁸⁶University of Melbourne, School of Physics, Parkville, Victoria AU - 3010, Australia
- ⁸⁷The University of Michigan, Department of Physics, 2477 Randall Laboratory, 500 East University, Ann Arbor, MI 48109-1120, United States of America
- ⁸⁸Michigan State University, Department of Physics and Astronomy, High Energy Physics Group, East Lansing, MI 48824-2320, United States of America
- ⁸⁹INFN Sezione di Milano^(a); Università di Milano, Dipartimento di Fisica^(b), via Celoria 16, IT - 20133 Milano, Italy
- ⁹⁰B.I. Stepanov Institute of Physics, National Academy of Sciences of Belarus, Independence Avenue 68, Minsk 220072, Republic of Belarus
- ⁹¹National Scientific & Educational Centre for Particle & High Energy Physics, NC PHEP BSU, M. Bogdanovich St. 153, Minsk 220040, Republic of Belarus
- ⁹²Massachusetts Institute of Technology, Department of Physics, Room 24-516, Cambridge, MA 02139, United States of America
- ⁹³University of Montreal, Group of Particle Physics, C.P. 6128, Succursale Centre-Ville, Montreal, Quebec, H3C 3J7, Canada
- ⁹⁴P.N. Lebedev Institute of Physics, Academy of Sciences, Leninsky pr. 53, RU - 117 924 Moscow, Russia
- ⁹⁵Institute for Theoretical and Experimental Physics (ITEP), B. Cheremushkinskaya ul. 25, RU 117 218 Moscow, Russia
- ⁹⁶Moscow Engineering & Physics Institute (MEPhI), Kashirskoe Shosse 31, RU - 115409 Moscow, Russia
- ⁹⁷Lomonosov Moscow State University Skobeltsyn Institute of Nuclear Physics (MSU SINP), 1(2), Leninskie gory, GSP-1, Moscow 119991, Russia
- ⁹⁸Ludwig-Maximilians-Universität München, Fakultät für Physik, Am Coulombwall 1, DE - 85748 Garching, Germany
- ⁹⁹Max-Planck-Institut für Physik, Werner-Heisenberg-Institut, Föhringer Ring 6, 80805 München, Germany
- ¹⁰⁰Nagasaki Institute of Applied Science, 536 Aba-machi, JP 851-0193 Nagasaki, Japan
- ¹⁰¹Nagoya University, Graduate School of Science, Furo-Cho, Chikusa-ku, Nagoya, 464-8602, Japan
- ¹⁰²INFN Sezione di Napoli^(a); Università di Napoli, Dipartimento di Scienze Fisiche^(b), Complesso Universitario di Monte Sant' Angelo, via Cinthia, IT - 80126 Napoli, Italy
- ¹⁰³University of New Mexico, Department of Physics and Astronomy, MSC07 4220, Albuquerque, NM 87131, United States of America
- ¹⁰⁴Radboud University Nijmegen/NIKHEF, Department of Experimental High Energy Physics, Heyendaalseweg 135, NL-6525 AJ, Nijmegen, Netherlands
- ¹⁰⁵Nikhef National Institute for Subatomic Physics and University of Amsterdam, Science Park 105, 1098 XG Amsterdam, Netherlands
- ¹⁰⁶Department of Physics, Northern Illinois University, LaTourette Hall Normal Road, DeKalb, IL 60115, United States of America
- ¹⁰⁷Budker Institute of Nuclear Physics (BINP), RU - 630 090 Novosibirsk, Russia
- ¹⁰⁸New York University, Department of Physics, 4 Washington Place, New York, NY 10003, United States of America

- ¹⁰⁹Ohio State University, 191 West Woodruff Ave, Columbus, OH 43210-1117, United States of America
- ¹¹⁰Okayama University, Faculty of Science, Tsushimanaka 3-1-1, Okayama 700-8530, Japan
- ¹¹¹University of Oklahoma, Homer L. Dodge Department of Physics and Astronomy, 440 West Brooks, Room 100, Norman, OK 73019-0225, United States of America
- ¹¹²Oklahoma State University, Department of Physics, 145 Physical Sciences Building, Stillwater, OK 74078-3072, United States of America
- ¹¹³Palacký University, 17.listopadu 50a, 772 07 Olomouc, Czech Republic
- ¹¹⁴University of Oregon, Center for High Energy Physics, Eugene, OR 97403-1274, United States of America
- ¹¹⁵LAL, Univ. Paris-Sud, IN2P3/CNRS, Orsay, France
- ¹¹⁶Osaka University, Graduate School of Science, Machikaneyama-machi 1-1, Toyonaka, Osaka 560-0043, Japan
- ¹¹⁷University of Oslo, Department of Physics, P.O. Box 1048, Blindern, NO - 0316 Oslo 3, Norway
- ¹¹⁸Oxford University, Department of Physics, Denys Wilkinson Building, Keble Road, Oxford OX1 3RH, United Kingdom
- ¹¹⁹INFN Sezione di Pavia^(a); Università di Pavia, Dipartimento di Fisica Nucleare e Teorica^(b), Via Bassi 6, IT-27100 Pavia, Italy
- ¹²⁰University of Pennsylvania, Department of Physics, High Energy Physics Group, 209 S. 33rd Street, Philadelphia, PA 19104, United States of America
- ¹²¹Petersburg Nuclear Physics Institute, RU - 188 300 Gatchina, Russia
- ¹²²INFN Sezione di Pisa^(a); Università di Pisa, Dipartimento di Fisica E. Fermi^(b), Largo B. Pontecorvo 3, IT - 56127 Pisa, Italy
- ¹²³University of Pittsburgh, Department of Physics and Astronomy, 3941 O'Hara Street, Pittsburgh, PA 15260, United States of America
- ¹²⁴Laboratorio de Instrumentacao e Fisica Experimental de Particulas - LIP^(a), Avenida Elias Garcia 14-1, PT - 1000-149 Lisboa, Portugal; Universidad de Granada, Departamento de Fisica Teorica y del Cosmos and CAFPE^(b), E-18071 Granada, Spain
- ¹²⁵Institute of Physics, Academy of Sciences of the Czech Republic, Na Slovance 2, CZ - 18221 Praha 8, Czech Republic
- ¹²⁶Charles University in Prague, Faculty of Mathematics and Physics, Institute of Particle and Nuclear Physics, V Holesovickach 2, CZ - 18000 Praha 8, Czech Republic
- ¹²⁷Czech Technical University in Prague, Zikova 4, CZ - 166 35 Praha 6, Czech Republic
- ¹²⁸State Research Center Institute for High Energy Physics, Moscow Region, 142281, Protvino, Pobeda street, 1, Russia
- ¹²⁹Rutherford Appleton Laboratory, Science and Technology Facilities Council, Harwell Science and Innovation Campus, Didcot OX11 0QX, United Kingdom
- ¹³⁰University of Regina, Physics Department, Regina, Canada
- ¹³¹Ritsumeikan University, Noji Higashi 1 chome 1-1, JP - 525-8577 Kusatsu, Shiga, Japan
- ¹³²INFN Sezione di Roma I^(a); Università La Sapienza, Dipartimento di Fisica^(b), Piazzale A. Moro 2, IT- 00185 Roma, Italy
- ¹³³INFN Sezione di Roma Tor Vergata^(a); Università di Roma Tor Vergata, Dipartimento di Fisica^(b), via della Ricerca Scientifica, IT-00133 Roma, Italy
- ¹³⁴INFN Sezione di Roma Tre^(a); Università Roma Tre, Dipartimento di Fisica^(b), via della Vasca Navale 84, IT-00146 Roma, Italy
- ¹³⁵Réseau Universitaire de Physique des Hautes Energies (RUPHE): Université Hassan II, Faculté des Sciences Ain Chock^(a), B.P. 5366, MA - Casablanca; Centre National de l'Energie des Sciences Techniques Nucleaires (CNESTEN)^(b), B.P. 1382 R.P. 10001 Rabat 10001; Université Mohamed Premier^(c), LTPPM, Faculté des Sciences, B.P.717. Bd. Mohamed VI, 60000, Oujda; Université Mohammed V, Faculté des Sciences^(d), 4 Avenue Ibn Battouta, BP 1014 RP, 10000 Rabat, Morocco
- ¹³⁶CEA, DSM/IRFU, Centre d'Etudes de Saclay, FR - 91191 Gif-sur-Yvette, France
- ¹³⁷University of California Santa Cruz, Santa Cruz Institute for Particle Physics (SCIPP), Santa Cruz, CA 95064, United States of America
- ¹³⁸University of Washington, Seattle, Department of Physics, Box 351560, Seattle, WA 98195-1560, United States of America
- ¹³⁹University of Sheffield, Department of Physics & Astronomy, Hounsfield Road, Sheffield S3 7RH, United Kingdom
- ¹⁴⁰Shinshu University, Department of Physics, Faculty of Science, 3-1-1 Asahi, Matsumoto-shi, JP - 390-8621 Nagano, Japan
- ¹⁴¹Universität Siegen, Fachbereich Physik, D 57068 Siegen, Germany

- ¹⁴²Simon Fraser University, Department of Physics, 8888 University Drive, Burnaby, BC V5A 1S6, Canada
- ¹⁴³SLAC National Accelerator Laboratory, Stanford, California 94309, United States of America
- ¹⁴⁴Comenius University, Faculty of Mathematics, Physics & Informatics^(a), Mlynska dolina F2, SK - 84248 Bratislava; Institute of Experimental Physics of the Slovak Academy of Sciences, Dept. of Subnuclear Physics^(b), Watsonova 47, SK - 04353 Kosice, Slovak Republic
- ¹⁴⁵^(a)University of Johannesburg, Department of Physics, PO Box 524, Auckland Park, Johannesburg 2006; ^(b)School of Physics, University of the Witwatersrand, Private Bag 3, Wits 2050, Johannesburg, South Africa
- ¹⁴⁶Stockholm University, Department of Physics^(a); The Oskar Klein Centre^(b), AlbaNova, SE - 106 91 Stockholm, Sweden
- ¹⁴⁷Royal Institute of Technology (KTH), Physics Department, SE - 106 91 Stockholm, Sweden
- ¹⁴⁸Stony Brook University, Department of Physics and Astronomy, Nicolls Road, Stony Brook, NY 11794-3800, United States of America
- ¹⁴⁹University of Sussex, Department of Physics and Astronomy Pevensey, 2 Building, Falmer, Brighton BN1 9QH, United Kingdom
- ¹⁵⁰University of Sydney, School of Physics, AU - 2006 Sydney NSW, Australia
- ¹⁵¹Institute of Physics, Academia Sinica, TW - 11529 Taipei, Taiwan
- ¹⁵²Technion, Israel Inst. of Technology, Department of Physics, Technion City, IL - 32000 Haifa, Israel
- ¹⁵³Tel Aviv University, Raymond and Beverly Sackler School of Physics and Astronomy, Ramat Aviv, IL - 69978 Tel Aviv, Israel
- ¹⁵⁴Aristotle University of Thessaloniki, Faculty of Science, Department of Physics, Division of Nuclear & Particle Physics, University Campus, GR - 54124, Thessaloniki, Greece
- ¹⁵⁵The University of Tokyo, International Center for Elementary Particle Physics and Department of Physics, 7-3-1 Hongo, Bunkyo-ku, JP - 113-0033 Tokyo, Japan
- ¹⁵⁶Tokyo Metropolitan University, Graduate School of Science and Technology, 1-1 Minami-Osawa, Hachioji, Tokyo 192-0397, Japan
- ¹⁵⁷Tokyo Institute of Technology, Department of Physics, 2-12-1 O-Okayama, Meguro, Tokyo 152-8551, Japan
- ¹⁵⁸University of Toronto, Department of Physics, 60 Saint George Street, Toronto M5S 1A7, Ontario, Canada
- ¹⁵⁹TRIUMF^(a), 4004 Wesbrook Mall, Vancouver, B.C. V6T 2A3; ^(b)York University, Department of Physics and Astronomy, 4700 Keele St., Toronto, Ontario, M3J 1P3, Canada
- ¹⁶⁰University of Tsukuba, Institute of Pure and Applied Sciences, 1-1-1 Tennoudai, Tsukuba-shi, JP - 305-8571 Ibaraki, Japan
- ¹⁶¹Tufts University, Science & Technology Center, 4 Colby Street, Medford, MA 02155, United States of America
- ¹⁶²Universidad Antonio Narino, Centro de Investigaciones, Cra 3 Este No.47A-15, Bogota, Colombia
- ¹⁶³University of California, Department of Physics & Astronomy, Irvine, CA 92697-4575, United States of America
- ¹⁶⁴INFN Gruppo Collegato di Udine^(a), IT - 33100 Udine; ICTP^(b), Strada Costiera 11, IT-34014, Trieste; Università di Udine, Dipartimento di Fisica^(c), via delle Scienze 208, IT - 33100 Udine, Italy
- ¹⁶⁵University of Illinois, Department of Physics, 1110 West Green Street, Urbana, Illinois 61801, United States of America
- ¹⁶⁶University of Uppsala, Department of Physics and Astronomy, P.O. Box 516, SE -751 20 Uppsala, Sweden
- ¹⁶⁷Instituto de Física Corpuscular (IFIC) Centro Mixto UVEG-CSIC, Apdo. 22085 ES-46071 Valencia, Dept. Física At. Mol. y Nuclear; Dept. Ing. Electrónica; Univ. of Valencia, and Inst. de Microelectrónica de Barcelona (IMB-CNM-CSIC), 08193 Bellaterra, Spain
- ¹⁶⁸University of British Columbia, Department of Physics, 6224 Agricultural Road, Vancouver, B.C. V6T 1Z1, Canada
- ¹⁶⁹University of Victoria, Department of Physics and Astronomy, P.O. Box 3055, Victoria B.C., V8W 3P6, Canada
- ¹⁷⁰Waseda University, WISE, 3-4-1 Okubo, Shinjuku-ku, Tokyo, 169-8555, Japan
- ¹⁷¹The Weizmann Institute of Science, Department of Particle Physics, P.O. Box 26, IL - 76100 Rehovot, Israel
- ¹⁷²University of Wisconsin, Department of Physics, 1150 University Avenue, Madison, WI 53706, United States of America
- ¹⁷³Julius-Maximilians-University of Würzburg, Physikalisches Institute, Am Hubland, 97074 Würzburg, Germany
- ¹⁷⁴Bergische Universität, Fachbereich C, Physik, Postfach 100127, Gauss-Strasse 20, D- 42097 Wuppertal, Germany
- ¹⁷⁵Yale University, Department of Physics, PO Box 208121, New Haven, CT, 06520-8121, United States of America
- ¹⁷⁶Yerevan Physics Institute, Alikhanian Brothers Street 2, AM - 375036 Yerevan, Armenia
- ¹⁷⁷Centre de Calcul CNRS/IN2P3, Domaine scientifique de la Doua, 27 bd du 11 Novembre 1918, 69622 Villeurbanne Cedex, France
- ^aAlso at LIP, Portugal.

- ^bAlso at Faculdade de Ciencias, Universidade de Lisboa, Lisboa, Portugal.
- ^cAlso at CPPM, Marseille, France.
- ^dAlso at TRIUMF, Vancouver, Canada.
- ^eAlso at FPACS, AGH-UST, Cracow, Poland.
- ^fAlso at Department of Physics, University of Coimbra, Coimbra, Portugal.
- ^gAlso at Università di Napoli Parthenope, Napoli, Italy.
- ^hAlso at Institute of Particle Physics (IPP), Canada.
- ⁱAlso at Louisiana Tech University, Ruston, USA.
- ^jAlso at Universidade de Lisboa, Lisboa, Portugal.
- ^kAt California State University, Fresno, USA.
- ^lAlso at Faculdade de Ciencias, Universidade de Lisboa and at Centro de Fisica Nuclear da Universidade de Lisboa, Lisboa, Portugal.
- ^mAlso at California Institute of Technology, Pasadena, USA.
- ⁿAlso at University of Montreal, Montreal, Canada.
- ^oAlso at Baku Institute of Physics, Baku, Azerbaijan.
- ^pAlso at Institut für Experimentalphysik, Universität Hamburg, Hamburg, Germany.
- ^qAlso at Manhattan College, New York, USA.
- ^rAlso at School of Physics and Engineering, Sun Yat-sen University, Guangzhou, China.
- ^sAlso at Taiwan Tier-1, ASGC, Academia Sinica, Taipei, Taiwan.
- ^tAlso at School of Physics, Shandong University, Jinan, China.
- ^uAlso at Rutherford Appleton Laboratory, Didcot, UK.
- ^vAlso at Departamento de Fisica, Universidade de Minho, Braga, Portugal.
- ^wAlso at Department of Physics and Astronomy, University of South Carolina, Columbia, USA.
- ^xAlso at KFKI Research Institute for Particle and Nuclear Physics, Budapest, Hungary.
- ^yAlso at Institute of Physics, Jagiellonian University, Cracow, Poland.
- ^zAlso at Centro de Fisica Nuclear da Universidade de Lisboa, Lisboa, Portugal.
- ^{aa}Also at Department of Physics, Oxford University, Oxford, UK.
- ^{ab}Also at CEA, Gif sur Yvette, France.
- ^{ac}Also at LPNHE, Paris, France.
- ^{ad}Also at Nanjing University, Nanjing Jiangsu, China.
- *Deceased.