

SCIENTIFIC REPORTS



OPEN

Atomistic clustering-ordering and high-strain deformation of an $\text{Al}_{0.1}\text{CrCoFeNi}$ high-entropy alloy

Aayush Sharma¹, Prashant Singh², Duane D. Johnson^{2,3}, Peter K. Liaw⁴ & Ganesh Balasubramanian^{1,5}

Received: 09 March 2016

Accepted: 12 July 2016

Published: 08 August 2016

Computational investigations of structural, chemical, and deformation behavior in high-entropy alloys (HEAs), which possess notable mechanical strength, have been limited due to the absence of applicable force fields. To extend investigations, we propose a set of intermolecular potential parameters for a quinary Al-Cr-Co-Fe-Ni alloy, using the available ternary Embedded Atom Method and Lennard-Jones potential in classical molecular-dynamics simulations. The simulation results are validated by a comparison to first-principles Korringa-Kohn-Rostoker (KKR) - Coherent Potential Approximation (CPA) [KKR-CPA] calculations for the HEA structural properties (lattice constants and bulk moduli), relative stability, pair probabilities, and high-temperature short-range ordering. The simulation (MD)-derived properties are in quantitative agreement with KKR-CPA calculations (first-principles) and experiments. We study $\text{Al}_x\text{CrCoFeNi}$ for Al ranging from $0 \leq x \leq 2$ mole fractions, and find that the HEA shows large chemical clustering over a wide temperature range for $x < 0.5$. At various temperatures high-strain compression promotes atomistic rearrangements in $\text{Al}_{0.1}\text{CrCoFeNi}$, resulting in a *clustering-to-ordering* transition that is absent for tensile loading. Large fluctuations under stress, and at higher temperatures, are attributed to the thermo-plastic instability in $\text{Al}_{0.1}\text{CrCoFeNi}$.

High-entropy alloys (HEAs) are solid solutions^{1–8} consisting of five or more metallic elements in approximately equimolar ratios with elemental compositions typically between 5–35 atomic percent (at.%). They have attracted increasing attention, especially as structural materials, due to their remarkable mechanical strength and resistance to oxidation and fatigue at ambient and elevated temperatures^{3–5,9,10}. The compositional complexity does not automatically imply microstructural complexity due to the high mixing entropy. Often, an operational definition for HEAs is a solid-solution phase stabilized by the higher configurational entropy that increases with increasing temperature. With increasing the number of alloying elements (N), it should be noted, however, that the entropy increases as $N \ln N$ whereas interacting pairs that may drive chemical order increase as N^2 ; so at low temperatures any favorable ordering enthalpy could overcome the slower increasing entropy – a point often not given its due importance. Thus, investigations of the HEA structural, chemical, and relative stability properties arising from the unique composition-structure relationship are alone intriguing, and deformation properties, in particular, have an important engineering role.

The deformation process in HEAs for quasi-static loading at low strain rates (10^{-2} to 10^{-4} s^{-1}) reveals the contributions of slip and twinning mechanisms^{11–15}. The deformation behavior at high-strain rates ($< 10^2$ s^{-1}), even for conventional alloys undergoing dynamic loading, is complex due to the localized strain accumulating along the adiabatic shear bands^{16,17}. High-strain rates in a crystalline lattice can lead to amorphization in the shear band that arise during deformation¹⁸, as shown by the formation of amorphous and nano-crystalline structures in the Fe-Ni-Cr alloy. Knowledge of high-strain deformation is particularly important for applications where strain rates higher than $\sim 10^2$ s^{-1} are encountered^{16–22}, such as high-temperature mechanical strength of lightweight armor materials, blast impact of debris on aircraft composite panels, satellites and spacecraft, as well as high-speed machining, all potentially relevant opportunities for employing HEAs. While research on HEAs is rapidly gaining interest, (1) the related literature on theoretical investigations is sparse and (2) experimental

¹Mechanical Engineering, Iowa State University, Ames, IA 50011, USA. ²Ames Laboratory, U.S. Department of Energy, Ames, IA 50011, USA. ³Materials Science & Engineering, Iowa State University, Ames, IA 50011, USA.

⁴Materials Science & Engineering, The University of Tennessee, Knoxville, TN 37996, USA. ⁵Microelectronics Research Center, Iowa State University, Ames, IA 50011, USA. Correspondence and requests for materials should be addressed to G.B. (email: bganesh@iastate.edu)

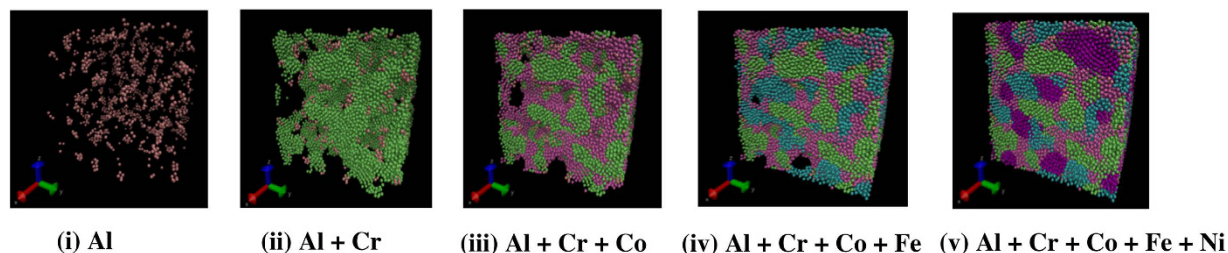


Figure 1. Atomistic representation of the high-entropy alloy for different elements on lattice. Elements (Al, Cr, Co, Fe, and Ni) are combined in a FCC lattice to form the $\text{Al}_{0.1}\text{CrCoFeNi}$ alloy. Quenching of $\text{Al}_{0.1}\text{CrCoFeNi}$ causes the high-T solid-solution disordered phase to shift to the phase-separated regions of (Al, Cr, Co, Fe, and Ni) at $T = 300\text{ K}$, as shown in (v).

investigations are expensive and resource intensive. Additionally, because atomic arrangements in the alloy crystal significantly contribute to the material phase and deformation mechanics, we employ a combination of the computationally-demanding first-principles calculations and classical molecular-dynamics (MD) simulations to explore the high-strain deformation in a model HEA.

Classical MD simulations are unable to provide quantitatively accurate predictions of mechanical deformation for these multi-element alloys due to the lack of robust intermolecular potentials. Thus, earlier efforts in the literature have primarily resorted to computationally-expensive and system-size-limiting first-principles calculations, which are restricted in scope for understanding the deformation dynamics of very large systems. New potentials would enable a classical treatment of such alloys and allow us to examine much larger material domains consisting of several thousands of atoms.

Here, we derive relevant force-field parameters for a model quinary $\text{Al}_{0.1}\text{CrCoFeNi}$ HEA shown in Fig. 1, using the available ternary Embedded Atom Method (EAM) and Lennard-Jones (LJ) potentials. Structural properties (e.g., lattice constant, a_0 , and bulk modulus, B) are calculated for our model HEA using MD simulations; we then validate our force-field potentials by the comparison with available experiments and new first-principles Korringa-Kohn-Rostoker (KKR) - Coherent Potential Approximation (CPA) electronic-structure predictions. Besides structural properties, the KKR-CPA directly predicts the global and local relative stability of phases in HEAs, the Warren-Cowley short-range order (SRO) in the most stable, high-temperature solid-solution phase, as well as the underlying electronic origin for the chemical clustering or ordering behavior – pair by pair. Subsequently, our new force-field potential is utilized for calculating properties of $\text{Al}_{0.1}\text{CrCoFeNi}$, in particular, the pair correlation function $[g(r)]$ or $g_{\alpha-\beta}(r)$ that helps identify ordering and clustering mechanisms. The roles of temperature and quenching rates on the clustering-ordering characteristics in $\text{Al}_{0.1}\text{CrCoFeNi}$ are also investigated. Finally, the stress-strain analysis is performed under two different loading conditions (tension and compression) across a range of temperatures varying from cryogenic (77 K), room temperature (300 K), and at an elevated temperature (700 and 1,000 K). Our results show that clustering dominates over ordering tendencies in the $\text{Al}_{0.1}\text{CrCoFeNi}$. However, high-strain compression can induce a *clustering-to-ordering* transition in these multi-element materials.

Results and Discussion

The response of atoms to cluster or order in alloys offers deep insights to the microstructural behavior. This trend is particularly important for multi-component alloys, because the ordering can drive the system to various microstructural states, such as crystalline or intermetallic solids, from the disordered FCC (A1), BCC (A2), or HCP (A3) conditions. In $\text{Al}_x\text{CrCoFeNi}$, the Al content can influence the final structural configuration^{6,23–27} due to the larger atom size, compared to other constituents, which considerably changes the lattice ordering. When the mole fraction of Al < 0.3 , a single-phase A1 is observed, and a single-phase A2 is found for Al > 1.17 , while a two-phase (A1 + A2) for $0.3 \leq \text{Al} \leq 1.17$ is reported^{24,26}. Using the methods and approximations for accurate estimates of the formation enthalpy and relative energy of A1 and A2 phases²⁸, the first-principles KKR-CPA results in Fig. 2 for Al of $0 < x < 2$ mole fractions predict a similar global stability found in the experiment, i.e., A1 for $x < 0.5$, A1 + A2 for $0.5 \leq \text{Al} \leq 1.25$, and A2 for Al > 1.25 . While the A1 phase is more stable than A2 for smaller x , the positive formation enthalpies of A1 and A2 phases imply that clustering is expected in the HEA. Our findings are in agreement with experimental observations²⁴ and semi-empirical CALPHAD calculations²⁹, especially for $x = 0.1$. Hence, for subsequent simulations, we consider only the A1 $\text{Al}_x\text{CrCoFeNi}$ with $x = 0.10$. In MD calculations, $\text{Al}_{0.1}\text{CrCoFeNi}$ is quenched from the melt phase, starting at 2,200 K. This arrangement ensures that the solid-solution alloy formed at 300 K is through the high-temperature melt phase at 2,200 K, as the experimental²⁴ melting temperature reported for CrCoFeNi and $\text{Al}_{0.3}\text{CrCoFeNi}$ are around 1,690 K and 1,655 K, respectively.

We also calculate the Warren-Cowley short-range order (SRO) parameters, $\alpha_{\alpha\beta}(\mathbf{k})$, for all α - β pairs and for selected alloy compositions, with focus on $\text{Al}_{0.1}\text{CrCoFeNi}$, using the thermodynamic linear-response based on the KKR-CPA method and its charge self-consistent potentials and densities. This fundamental approach identifies uniquely the chemical modes driving SRO through the chemical interchange energies, $S_{\alpha\beta}^{(2)}(\mathbf{k}; T)$ – the thermodynamic cost to swap α and β atom types at two distinct sites, as reflected in the Fourier wave-vector, \mathbf{k} . When $S_{\alpha\beta}^{(2)}(\mathbf{k}; T) > 0$ and has a maximum at a particular, $\mathbf{k} = \mathbf{k}_0$, for a specific α - β pair, it defines the unstable chemical mode and the dominant pair correlations ($\mathbf{k}_0 = 0$ indicates clustering, i.e., long wavelength “order”, and $\mathbf{k}_0 \neq 0$ dictates finite-wavelength ordering with the \mathbf{k}_0 periodicity). While multiple pairs can have a peak at \mathbf{k}_0 , a typical one will

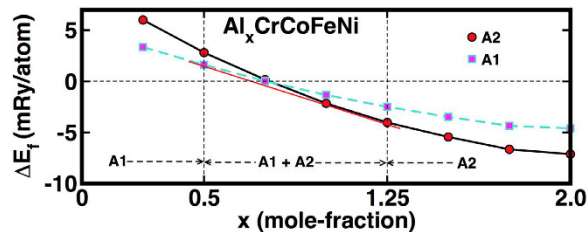


Figure 2. Phase stability of $\text{Al}_x\text{CrCoFeNi}$ ($0 < x \leq 2.0$) from first-principles calculations. Phase stability of the $A1$ (FCC) phase relative to $A2$ (BCC) phase for $\text{Al}_x\text{CrCoFeNi}$ ($x = 0.0\text{--}2.0$, x in mole fraction) as calculated within the KKR-CPA-VP approach. The free energies of $A1$ and $A2$ phases are shown by solid-squares (magenta) and solid-circles (red), respectively. The formation of the $A1$ phase is more favorable than $A2$ phase for $x \leq 0.5$. A common tangent line (red) to free-energy curves shows $A1$ mole-fraction region ($0.5 \leq x \leq 1.25$) over which mixed phase ($A1 + A2$) exists.

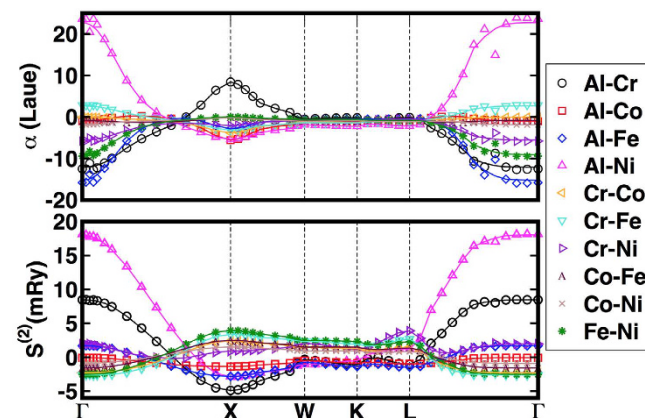


Figure 3. Short-range order and inter-change energies for $\text{Al}_{0.1}\text{CrCoFeNi}$. Warren-Cowley short-range order [$\alpha_{\alpha\beta}(\mathbf{k})$, upper-panel] and chemical interchange-energies [$S_{\alpha\beta}^{(2)}(\mathbf{k};T)$, lower panel] are presented along high-symmetry directions of the FCC Brillouin zone ($\Gamma\text{-X-W-K-L-}\Gamma$) for $\text{Al}_{0.1}\text{CrCoFeNi}$. The clustering instability at $\Gamma = (000)$ is driven by Al-Ni pairs in $S_{\text{Al-Ni}}^{(2)}(\mathbf{k} = \Gamma)$, and reflected in $\alpha_{\alpha\beta}(\mathbf{k})$.

be dominant and other pairs will show correlations due to probability sum rules²⁸. As shown in Fig. 3, the Al-Ni pair in $S_{\alpha\beta}^{(2)}(\mathbf{k};T)$ possesses the strongest interchange-energy fluctuations at a long-wavelength given by $\mathbf{k} = [000]$ (a Γ -point for the $A1$ lattice). These energies are manifested in the observable $\alpha_{\alpha\beta}(\mathbf{k})$ through the Al-Ni pair with a peak at $\mathbf{k} = [000]$ (i.e., Al-Al or Ni-Ni pairs clusters in real space), and a weak Al-Cr nearest-neighbor ordering at $\mathbf{k} = [001]$ (X -point). The diverging Al-Ni pair of $\alpha_{\alpha\beta}(\mathbf{k} = [000])$ at the spinodal temperature (T_{sp}) indicates the absolute instability of the alloy that forces clustering in $\text{Al}_{0.1}\text{CrCoFeNi}$, manifest in the Al-Al and Ni-Ni pairs, for example, and that can be compared to MD simulations from new force fields. The calculated spinodal temperature, $T_{\text{sp}} = 840$ K, shows good agreement with the experimentally-observed transition temperature of $813\text{--}823$ K for $\text{Al}_x\text{CrCoFeNi}$, $0 < x \leq 0.3$ ²⁴.

The variation of the cohesive energies (eV/atom) with the lattice constant (in \AA) is calculated at 0 K, shown in Fig. 4, and compares first-principles and MD predictions with experiments. We predict the lattice parameter (a_0) from KKR-CPA as 3.45 \AA through local density approximation (LDA), 3.51 \AA from the generalized gradient approximation (GGA), and 3.57 \AA from the GGA corrected (GGA-c) for thermal expansion from zero-point phonon contributions from Grüneison theory, which is in agreement with room-temperature measurements (3.57 \AA)³⁰. The MD simulations find 3.55 \AA at 0 K, in reasonable agreement with KKR and experiment. KKR-CPA also yield improved structural properties (e.g., lattice constant, ' a_0 ', and bulk modulus, ' B ') using GGA-c, i.e., $a_0 = 3.57$ \AA and $B = 1.58$ MPa at 300 K. MD simulations^{31,32} finds B by evaluating the curvature of the energy curve (Fig. 4) at a_0 (3.55 \AA). For the validation of the proposed EAM-LJ force-field, before analyzing structural and deformation behavior in $\text{Al}_{0.1}\text{CrCoFeNi}$, a detailed quantitative comparison for ' a_0 ' and ' B ' for $\text{Al}_x\text{CrCoFeNi}$ at $x = 0.1, 1.0$ and 1.5 mole fraction are given in Table 1.

Structural pair correlation, $g(r)$, in the real-space, as shown in Fig. 5 [a–e], are derived from the MD simulations by histograms to identify (un)favorable neighboring atomic pairs constituting the alloy to predict the chemical mechanism (clustering or ordering) in $\text{Al}_{0.1}\text{CrCoFeNi}$. We observe the strong affinity between the like pairs, i.e., Al-Al , Cr-Cr , Co-Co , Fe-Fe , and Ni-Ni . While the Al-Al pair correlation dominates all the like pairs, no significant contribution is noted from unlike pairs except Al-Cr [Fig. 5a]. The strong affinity of like pairs reveals clustering in $\text{Al}_{0.1}\text{CrCoFeNi}$, in qualitatively good agreement with linear-response results (Figs 3 and 5). In Fig. 6, we illustrate pair probabilities calculated from the linear-response (first-principles) and force-field (MD) up to the

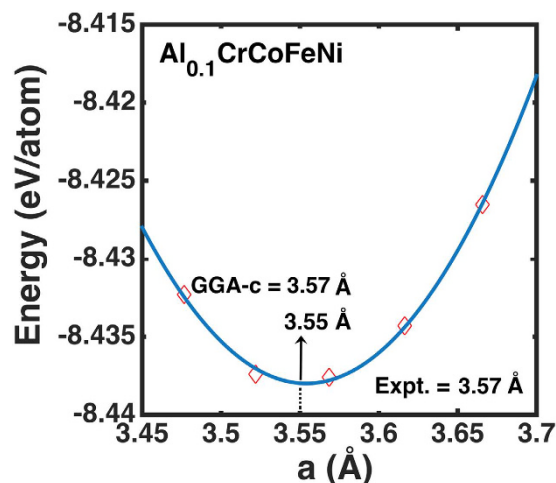


Figure 4. Energy vs. lattice parameter from MD simulations. Cohesive energies (diamonds in red) are shown as a function of lattice parameter calculated from MD simulations for $\text{Al}_{0.1}\text{CrCoFeNi}$. Equilibrium lattice parameters from first-principles (3.57 Å from GGA-c, and 3.45 Å from LDA) and MD (3.55 Å) calculations are in good agreement with the experiment at room temperature (3.57 Å)³⁰.

% Al	Structure	Method								
		KKR-CPA				MD			Expt. ^{24,30}	
		LDA		GGA-c		EAM-LJ				
a_0	B	a_0	B	a_0	B	A2-A1	a_0	B		
2	FCC	3.45	2.58	3.57	1.58	3.55	1.67	+11.84	3.57	1.50
20	FCC	3.51	2.08	3.63	1.77	3.70	1.84	-0.44	3.61	1.80
	BCC	2.80	2.31	2.83	2.21	3.00	3.70		2.88	—
30	BCC	2.82	1.55	2.86	1.57	2.95	2.10	-0.59	2.89	1.35

Table 1. Structural properties of $\text{Al}_x\text{CrCoFeNi}$, $x = 0.1, 1.0$ and 1.5 (or 2, 20, and 30% Al, respectively). Comparing a_0 (in Å) and B (in Mbar) from first-principles and classical MD simulations with the available experimental results. The GGA-c result includes zero-point energy correction from phonons via the Grüneisen model⁴⁰. We also calculate the phase energy difference, A2 - A1 (in mRy), using the EAM-LJ potential, which shows the qualitative agreement with first-principles calculations (see Fig. 2).

10th shell in the real-space. The probability of finding unlike pairs at neighboring sites decreases with increasing the shell size. The difference in the Al-Ni probability is attributed to the fact that the “size effect”, which includes local site displacements is not included in the $S_{\alpha\beta}^{(2)}(\mathbf{k}; T)$ calculations.

From MD simulations, the Al-Al pair correlations and trends at 500 K, 700 K, and 1,000 K in Fig. 7 are similar to the pair correlations found at 300 K. There is a marginal increase in the peak, $g(r)$, of the Al-Al pairs in Fig. 7 while going from 300 to 500 K, which is attributed to an initial increase in the size of the Al-Al cluster size. However, as a temperature rise induces disorder in the atomistic rearrangement, this correlation decreases above 500 K in the simulated HEA.

The engineering stress versus engineering strain curves for $\text{Al}_{0.1}\text{CrCoFeNi}$ under dynamic compressive and tensile loadings at different temperatures from 77 K to 1,000 K are illustrated in Fig. 8[a,b], respectively. For compressive loading, a peak flow stress of ~125 MPa is recorded at 77 and 300 K, while it is ~90 MPa at 700 and 1,000 K. Above the flow stress, the thermo-plastic instability in the shear band causes thermal softening that dominates the stress-strain regime till an engineering strain of 0.6%. Thermal softening is more profound at elevated temperatures (700 K and above), as evident by the drastic drop in the flow stress at lower temperatures (77 K and 300 K). A consistent flow stress is observed until strain hardening. Strain hardening at various temperatures occurs at approximately similar strains, and beyond it the flow stress abruptly increases. The stress-strain curves for compressive loading show a marked evidence of strain hardening. The wide spectrum of thermo-plastic instability fluctuations at elevated temperatures is dissimilar to the instability found in shear bands of alloys under compressive loading conditions. In the case of tensile deformation [Fig. 8b], beyond the ultimate tensile stress (or critical flow stress) of ~75 MPa, a plastic flow occurs across the temperature range considered (77 K to 1,000 K). No strain hardening is observed under tensile deformation. Under compressive loading the clustering to ordering transition occurs with the increase in unlike pair correlations (e.g., Al-Co and Al-Cr) and decrease in like pair correlations (e.g., Al-Al), Fig. 9.

This prediction suggests that the quenched $\text{Al}_{0.1}\text{CrCoFeNi}$ evolves from a phase-separated to an ordered phase. However, for the corresponding tensile strain case, the clustering phase still dominates, as it induces a

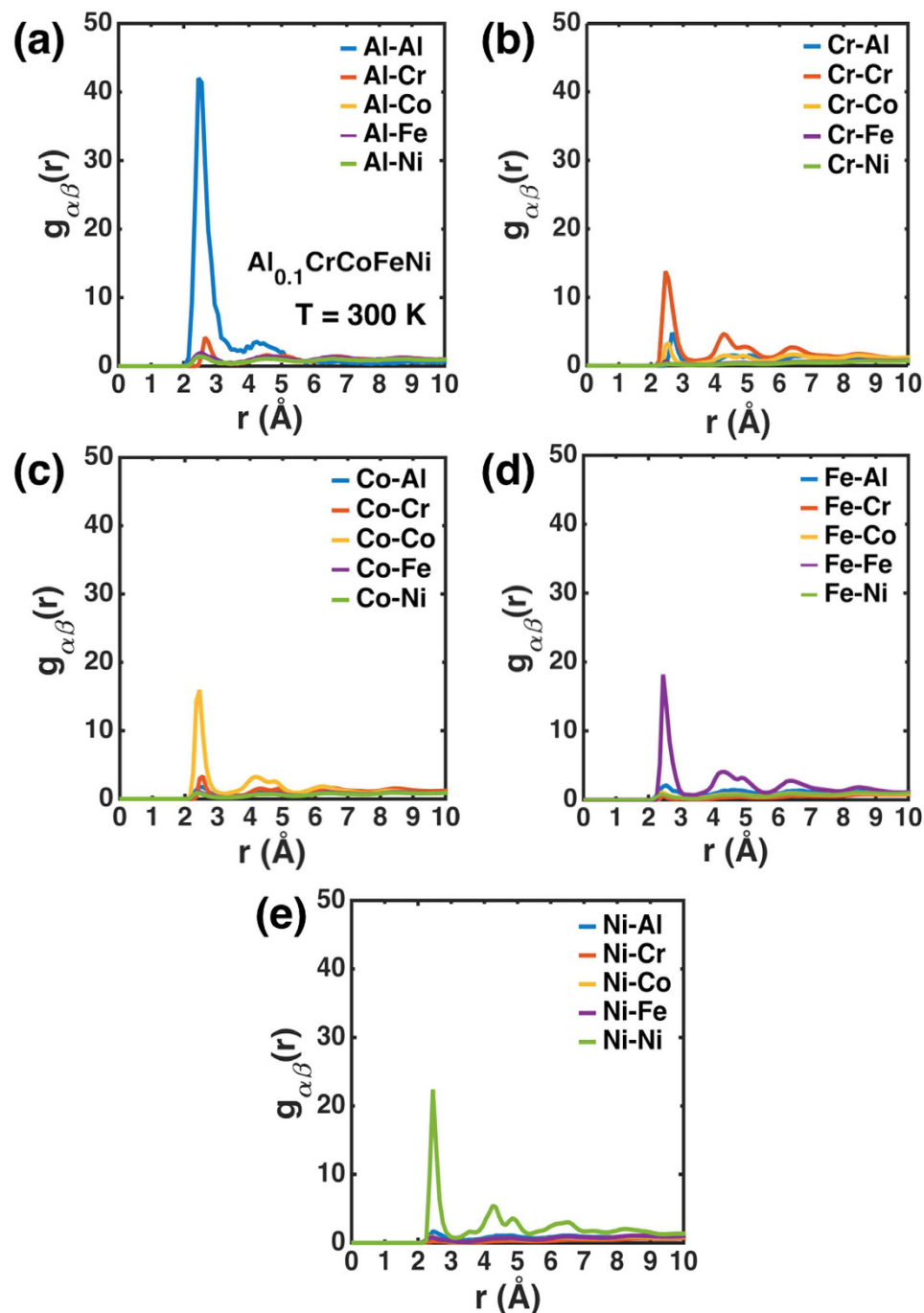


Figure 5. Pair correlation functions for $\text{Al}_{0.1}\text{CrCoFeNi}$ at 300 K. The pair correlations of like pairs (e.g., Al-Al) dominate over unlike pairs (e.g., Al-Cr) in the $\text{Al}_{0.1}\text{CrCoFeNi}$ at 300 K after a total simulation time (equilibration) of 4,000 ps, which indicates strong affinity among the like pairs for phase separation.

plastic flow condition, similar to a wire-drawing process. Thus, the transition to ordering state among the different elements of the $\text{Al}_{0.1}\text{CrCoFeNi}$ is possible only for the high compressive strain condition. At higher temperatures, we find large fluctuations in stress due to compressive loading. This thermo-plastic instability in $\text{Al}_{0.1}\text{CrCoFeNi}$ leads to shear-induced disordering similar to the structural changes arising in bulk metallic glasses (BMGs)^{33,34}. Literature also suggests that mechanical alloying and shock compression of the Fe-Cu alloy system results in the A1-A2 transformation³⁵. Compression at the high-strain rate (10^{10} s^{-1}) in our investigation is identical to a shock compression treatment³⁵. The structural transformation of the A2 Fe into A3/A1 Fe phases under uniaxial compression has been observed in an earlier MD simulation³⁶. Thus, the results of mechanical alloying and shock compression are essentially in accord with those from high-strain rate quenching and compression analysis, as presented here for $\text{Al}_{0.1}\text{CrCoFeNi}$.

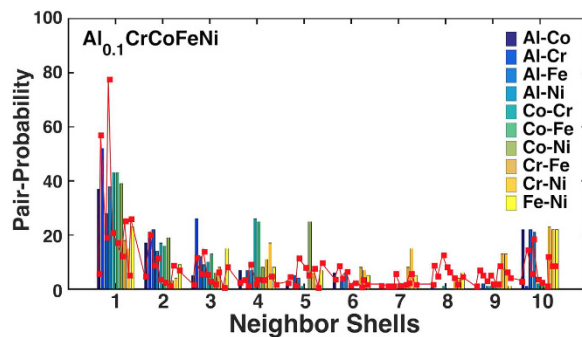


Figure 6. Real-space occupation probabilities. Pair probabilities in $\text{Al}_{0.1}\text{CrCoFeNi}$ up to 10th shell at 300 K (quenched from 2,200 K) from the new force-field (histogram), which are compared with probabilities from the KKR-CPA linear response (red symbols) evaluated at 15% above the calculated spinodal (clustering) temperature of 840 K.

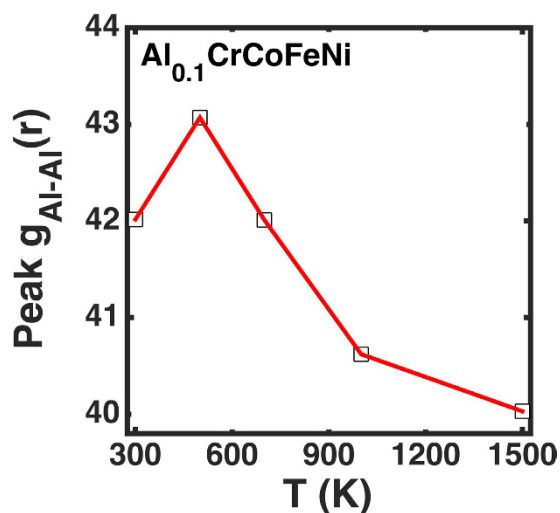


Figure 7. Absolute peak strength of Al-Al pair-correlations at varying temperatures in $\text{Al}_{0.1}\text{CrCoFeNi}$. Peak $g(r)$ increases initially from 300 K to 500 K, but drops above 500 K due to the reduced affinity among the like pairs.

Summary. In this report, we establish a force-field for a quinary Al-Cr-Co-Fe-Ni alloy and validate it by comparing structural properties, relative stability, and pair probabilities with first-principles calculations and limited experimental results. After the validation, we employ the new potential to investigate the large-scale deformation characteristics of $\text{Al}_{0.1}\text{CrCoFeNi}$ using atomistic MD simulations. Thus, we address the absence of well-developed force-field functions for high-entropy alloys and provide the EAM-LJ parameters to define the self- and cross-interactions of the participating elements in the alloy.

In $\text{Al}_{0.1}\text{CrCoFeNi}$, the electronic-structure-based linear-response calculations predict clustering driven by Al-Ni pair correlations (forcing Al-Al and Ni-Ni clustering behavior). The MD simulations are in agreement with the clustering trend, as given by the large clustering domains of like pairs dominated by Al-Al. Although an increase in temperature reduces the clustering strength of like pairs, Al-Al correlations still dominate. The HEA shows a clustering-to-ordering transition under compressive loading, which is attributed to atomistic rearrangements at high strains. Corresponding pair correlations further corroborates the ordering behavior in the strained alloy. This investigation provides further motivation for the experimental exploration of high-temperature compressive thermo-plastic instability in $\text{Al}_{0.1}\text{CrCoFeNi}$.

Methods

Electronic-structure. We investigate the phase stability of the solid-solution phase of the metallic $\text{Al}_x\text{CrCoFeNi}$ alloys ($x = 0.0 - 2.0$ mole-fraction) using the Korrington-Kohn-Rostoker (KKR) Green's function method in combination with the screened Coherent Potential Approximation (CPA)^{37,38}. The scalar-relativistic approximation is used for the valence electrons (no spin-orbit terms). The exchange-correlation functionals used are the von Barth-Hedin³⁹ local density approximation (LDA) as parameterized by Moruzzi, Janak, and Williams⁴⁰ and generalized gradient approximation (GGA) by Perdew-Burke-Ernzerhof revised for solids (PBEsol)⁴¹. A variational definition⁴² of the potential zero (v_0) is utilized to yield the kinetic energies and dispersion that approach those of full-potential methods^{42,43}. Potentials, charge densities, and total energies are

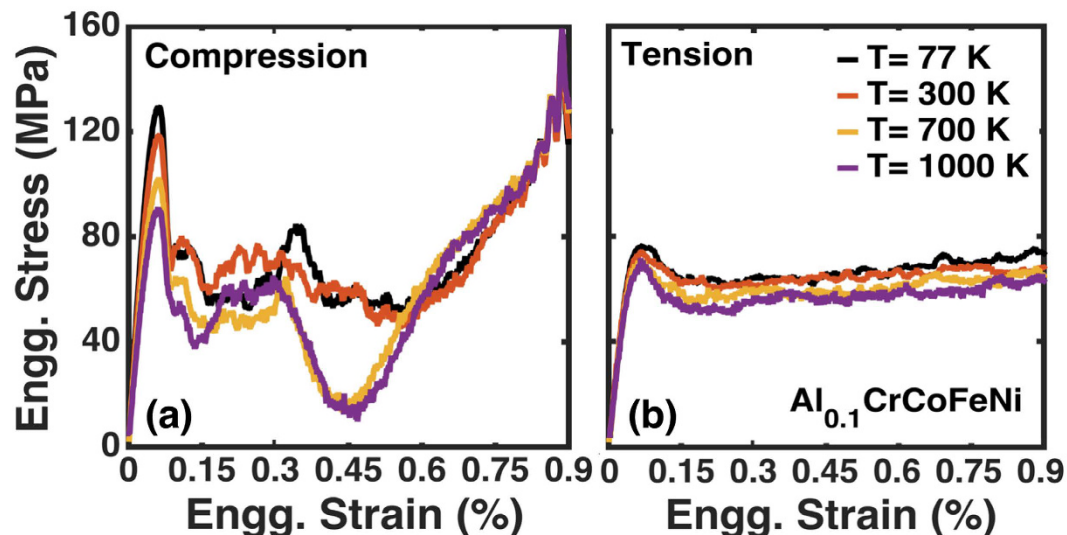


Figure 8. Engineering stress versus engineering strain for $\text{Al}_{0.1}\text{CrCoFeNi}$ at a strain rate of 10^{10} s^{-1} . Stress under (a) compressive and (b) tensile load conditions at various temperatures – cryogenic (77 K), room temperature (300 K), and higher (700 K and 1,000 K). The tensile stress–strain diagram (b) shows only plastic deformation after the critical flow stress around 75 MPa for different temperatures, while the compressive stress–strain curve (a) shows the thermo-plastic instability leading to extended strain softening till a strain of 0.6%, followed by strain hardening.

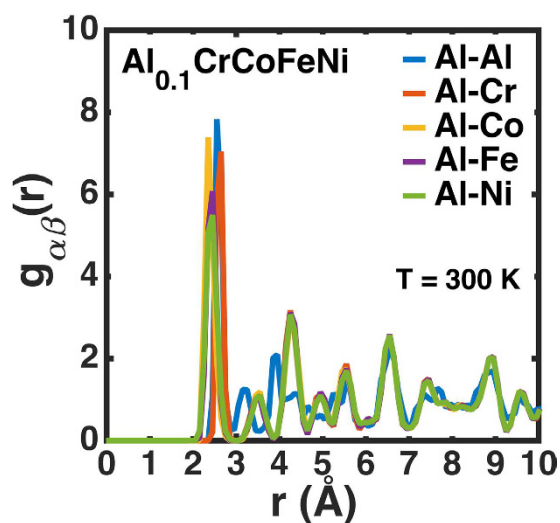


Figure 9. Pair correlation functions with uniaxial compression at a strain rate of 10^{10} s^{-1} for $\text{Al}_{0.1}\text{CrCoFeNi}$ at 300 K. Pair correlations of Al-Co, Al-Cr, and Al-Ni show the relatively strong tendency of ordering, which is a result of high strain deformation.

obtained, using a complex-energy Gauss-Legendre semicircular contour with 24 points, and Brillouin-zone integrations use a special k -point method⁴⁴ with a $20 \times 20 \times 20$ mesh. Charge self-consistency is accelerated using the modified Broyden's second method convergence technique⁴⁵. Electronic properties and total energies are evaluated using the Voronoi polyhedra (VP) integration⁴⁶ for spherically-averaged radial functions in the site-centered, spherical-harmonic (Y_l) basis, where $L = (l, m)$ is a composite angular quantum number referring to orbital (l) and spin (m). With $L_{\max} = 3$, we include s -, p -, d -, and f -symmetries in the basis. To account for the thermal expansion at the finite temperature from phonons on the lattice constant and bulk modulus, we include the zero-point energy via the Grüneisen model⁴⁰.

Thermodynamic linear-response. The KKR-CPA grand potential (or free energy) is analytically expanded to second-order in compositional fluctuations for an arbitrary N -component alloy. The first-order terms vanish identically in a homogeneously-random (reference) state, whereas the second-order term gives the symmetric thermodynamic functional⁴⁷ $S_{\alpha\beta}^{(2)}(\mathbf{k}; T)$, quantifying chemical interchange energies and being analytically related

Element	ϵ (eV)	σ (Å)
Al	0.392	2.620
Cr	0.502	2.336
Co	0.510	2.306

Table 2. LJ potential parameters for describing Al, Cr, and Co interactions in our MD simulation of $\text{Al}_{0.1}\text{CrCoFeNi}$.

Percent	Element				
	Al	Cr	Co	Fe	Ni
Atomic	2	25	24	25	24
Mole	0.1	0.23	0.22	0.23	0.22

Table 3. Elemental compositions of different elements in $\text{Al}_{0.1}\text{CrCoFeNi}$.

to the atomic short-range order, SRO^{47,48}. The KKR-CPA potentials, charge densities, and scattering matrices for a given solid solution are used to evaluate the linear-response expressions. $S_{\alpha\beta}^{(2)}(\mathbf{k};T)$ includes all electronic structure, charge screening and transfer⁴⁷, and it is no more costly to evaluate a binary alloy, as it is a HEA. Hence, the SRO (cluster or ordering) and its origin are related directly to the electronic structure, and provide insight into the competing effects, such as band-filling, atomic-size, Fermi-surface nesting, and charge-transfer. Notably, at a fixed composition, assuming that site charges vary little with SRO, Pettifor's force theorem is applicable and, then only the band-energy variations for $S_{\alpha\beta}^{(2)}(\mathbf{k};T)$ survive^{49,50}, and double-counting and exchange-correlation terms vanish⁴⁷, simplifying the linear-response expressions. $S_{\alpha\beta}^{(2)}(\mathbf{k};T)$ is evaluated on a logarithmic frequency mesh containing all Matsubara poles, such that the response functions can be interpolated to the correct poles, i.e., temperature^{51–53}. $S_{\alpha\beta}^{(2)}(\mathbf{k};T)$ is weakly temperature dependent from a Fermi factor, while $\alpha_{\alpha\beta}(\mathbf{k})$ strongly depends on temperature as the point entropy is analytically included, and as such it diverges at the spinodal temperature T_{sp} for a specific maximum wavevector⁴⁶. $S_{\alpha\beta}^{(2)}(\mathbf{k};T)$ is formulated in a “host” picture for the computational expediency. Then it is converted to an “off-diagonal” representation for the ease of comparison to the experiment⁴⁰. The eigenvectors of the $S_{\alpha\beta}^{(2)}(\mathbf{k};T)$ chemical stability matrix just above T_{sp} reveal the ordering/clustering instability reflected in the SRO.

Molecular-dynamics (MD) simulations. The highly-parallelized Large-scale Atomistic Molecular Massively Parallelized Simulator⁵⁴ (LAMMPS) package is used for MD, while the visual analysis and post-processing of molecular trajectories is performed with Visual Molecular Dynamics⁵⁵ (VMD). The MD simulations for investigating the structure of the $\text{Al}_{0.1}\text{CrCoFeNi}$ HEA^{23,56} have previously employed LJ potentials that cannot offer reliable predictions for such multi-component systems. Here, we assimilate the EAM/alloy potential parameters for Al, Co, Fe and Ni from the EAM database^{57,58} to model the elemental cross and self-interactions. Also, the cross interactions of Ni-Cr and Fe-Cr and the self-interactions of Cr-Cr are described with the EAM/alloy potential⁵⁷. Only the Al-Cr and Co-Cr cross interactions are modeled, using the Lennard-Jones (LJ) potential^{23,56,57}, due to the lack of the available EAM/alloy parameters for these interactions. The details of the functional forms of these atomic interactions are available in the literature^{54,58,59}. We employ the Lennard-Jones potential (LJ) in the 12-6 form given by:

$$V_{ij}(r_{ij}) = 4\epsilon \left[\left(\frac{\sigma}{r_{ij}} \right)^{12} - \left(\frac{\sigma}{r_{ij}} \right)^6 \right] \quad (1)$$

Here, σ is the distance where $V_{ij}(\sigma) = 0$, and ϵ is the well depth of the LJ potential. The parameters for σ and ϵ considered in the present work are discussed in Table 2. These LJ parameters have been previously employed for different MD studies^{56,60}. The Lorentz-Berthelot mixing rule is used to describe the cross interactions between Al-Cr and Co-Cr, such that for species, i and j , we have $\epsilon_{ij} = (\epsilon_i \epsilon_j)^{1/2}$ and $\sigma_{ij} = (\sigma_i + \sigma_j)/2$. We note that there is <2% deviation in the cohesive energy and negligible change in the system density with the variation in the cut-off radius for all the cross-interactions (Al-Cr and Cr-Co) described by the LJ-parameters in the present work. Thus, we employ a cut-off radius of $r_{\text{cut-off}} = 10 \text{ \AA}$ in all our MD simulations to obtain accurate results in a reasonable amount of computational time.

A FCC crystal lattice of $2.5 \text{ nm} \times 2.5 \text{ nm} \times 2.5 \text{ nm}$ composed of randomly-distributed Al, Cr, Co, Fe and Ni atoms, shown in Fig. 1, is constructed with the elemental composition as described in Table 3. The simulation cell contains 62,500 atoms, and periodic boundary conditions are imposed in all directions. Energy minimization is carried out, using the steepest descent algorithm, with the energy and force tolerance set to 10^{-15} units (stopping tolerance for energy is unitless while force has a unit of eV/Å), to obtain the geometrically-optimized lattice configuration for the randomly-arranged $\text{Al}_{0.1}\text{CrCoFeNi}$. The optimized structure is initialized at 2,200 K under an isothermal-isobaric (NPT) ensemble at a pressure of 0 MPa for 90 picoseconds (ps) to melt the alloy using equilibrium MD simulations. This step is followed by rapid quenching of the alloy under the NPT ensemble at 0 MPa with two different cooling rates of 21.11 K/ps and 5.42 K/ps, respectively, to reach the desired temperatures

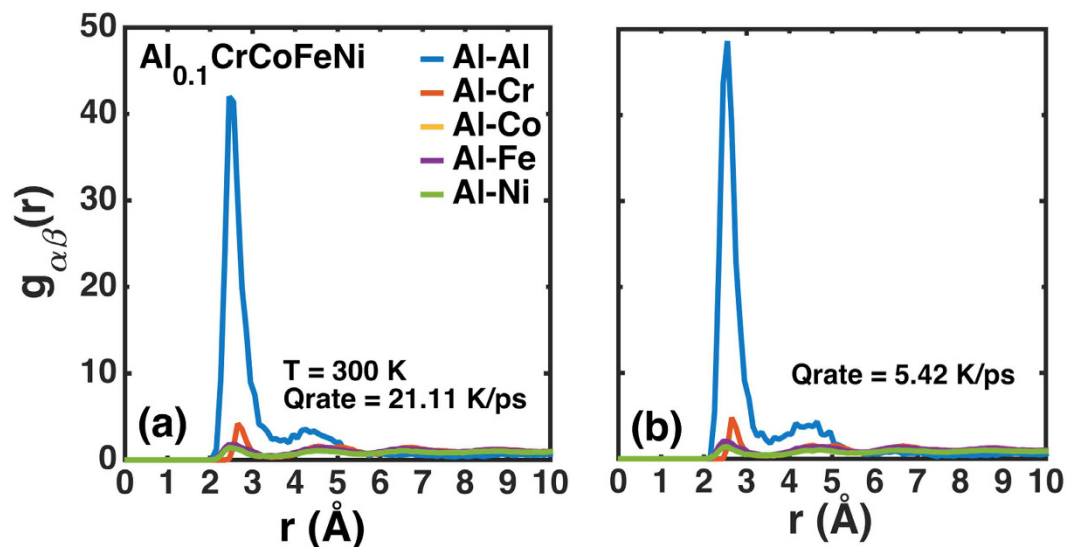


Figure 10. Effect of quenching rate on MD analysis of $\text{Al}_{0.1}\text{CrCoFeNi}$. Pair correlations of Al with (Cr, Co, Fe, and Ni), as obtained at two different quenching rates (a) 21.11 K/ps and (b) 5.42 K/ps for $\text{Al}_{0.1}\text{CrCoFeNi}$. No significant differences are predicted in the pair correlations for the different quenching rates. The pair correlations reveal strong tendencies for Al clustering.

between 77 K and 1,500 K. We employ the Nosé-Hoover thermostat and barostat, each with a coupling time of 0.001 ps. Next, the structure is allowed to equilibrate for further 90 ps. A time step of 0.001 ps is maintained in all our MD simulations.

As shown in Fig. 10[a,b], we observe no significant change in $g(r)$ for different atomic pairs with varying quenching rates at a fixed temperature (300 K). Thus, for all simulations, in the present study, a quench rate of 21.11 K/ps is maintained. The quenched HEA is, then, further equilibrated under the NPT and NVT (canonical) ensembles successively. The pressure and temperature constraints each with the coupling time of 0.001 ps are imposed by the Nosé-Hoover thermostat and barostat, for a total time of 1 ns, followed by the NVT ensemble, for further 2 ns. Finally, the entire system is simulated in the absence of thermodynamic constraints for further 1 ns under the NVE (microcanonical) ensemble to ensure that we obtain an equilibrated structure. Next, tensile and compressive loadings of the alloy are performed independently at desired temperatures. The simulation cell is deformed in the x -direction of $\langle 100 \rangle$ with a strain rate of 10^{10} s^{-1} , for the engineering strain of 0.9%, while lateral boundaries are controlled using the NPT equations of motion to zero pressure. Higher strain rates, $\sim 10^{10} \text{ s}^{-1}$, are chosen to provide predictions within reasonable computational wall-clock times due to length and time scale limitations in MD simulations. This trend restricts the use of experimentally-realizable high strain rates, $\sim 10^2 \text{ s}^{-1}$. Nevertheless, deformation characteristics observed in our investigation are representative of those observed for experimentally-applied high strain rates. The atomic structures are analyzed from the molecular trajectories by pair correlations of different elements in the neighborhood of the chosen species.

References

1. Yeh, J. W. *et al.* Nanostructured high-entropy alloys with multiple principal elements: Novel alloy design concepts and outcomes. *Advanced Engineering Materials* **6**, 299–303 (2004).
2. Cantor, B., Chang, I. T. H., Knight, P. & Vincent, A. J. B. Microstructural development in equiatomic multicomponent alloys. *Materials Science and Engineering a-Structural Materials Properties Microstructure and Processing* **375**, 213–218 (2004).
3. Hemphill, M. A. *et al.* Fatigue behavior of $\text{Al}_{0.5}\text{CoCrCuFeNi}$ high entropy alloys. *Acta Materialia* **60**, 5723–5734 (2012).
4. Senkov, O. N., Wilks, G. B., Miracle, D. B., Chuang, C. P. & Liaw, P. K. Refractory high-entropy alloys. *Intermetallics* **18**, 1758–1765 (2010).
5. Gao, M. C., Yeh, J. W., Liaw, P. K. & Zhang, Y. (eds.) *High-Entropy Alloys: Fundamentals and Applications*. (Springer International Publishing, Cham, Switzerland, 2015).
6. Santodonato, L. J. *et al.* Deviation from high-entropy configurations in the atomic distributions of a multi-principal-element alloy. *Nature Communications* **6**, 1–13 (2015).
7. Zhang, Y., Zuo, T. T., Cheng, Y. Q. & Liaw, P. K. High-entropy alloys with high saturation magnetization, electrical resistivity, and malleability. *Scientific Reports* **3**, 1455, 1–7 (2013).
8. Chang, S.-Y. *et al.* Structural and thermodynamic factors of suppressed interdiffusion kinetics in multi-component high-entropy materials. *Scientific Reports* **4**, 1–8 (2014).
9. Zhang, Y. *et al.* Microstructures and properties of high-entropy alloys. *Progress in Materials Science* **61**, 1–93 (2014).
10. Tsai, M. H. Physical properties of high entropy alloys. *Entropy* **15**, 5338–5345 (2013).
11. Kuznetsov, A. V., Shaysultanov, D. G., Stepanov, N. D., Salishchev, G. A. & Senkov, O. N. Superplasticity of AlCoCrCuFeNi high entropy alloy. *Materials Science Forum* **735**, 146–151 (2013).
12. Feuerbacher, M., Heidelmann, M. & Thomas, C. Plastic deformation properties of Zr–Nb–Ti–Ta–Hf high-entropy alloys. *Philosophical Magazine* **95**, 1221–1232 (2015).
13. Huang, S. *et al.* Deformation mechanisms in a precipitation-strengthened ferritic superalloy revealed by *in situ* neutron diffraction studies at elevated temperatures. *Acta Materialia* **83**, 137–148 (2015).

14. Carroll, R. *et al.* Experiments and model for serration statistics in low-entropy, medium-entropy, and high-entropy alloys. *Scientific Reports* **5**, 1–12 (2015).
15. Gludovatz, B. *et al.* Exceptional damage-tolerance of a medium entropy alloy CrCoNi at cryogenic temperatures. *Nature Communications* **7**, 1–8 (2016).
16. Odeshi, A. G., Al-ameeri, S. & Bassim, M. N. Effect of high strain rate on plastic deformation of a low alloy steel subjected to ballistic impact. *Journal of Materials Processing Technology* **162–163**, 385–391 (2005).
17. Owolabi, G., Odoh, D., Peterson, A., Odeshi, A. & Whitworth, H. Measurement of the deformation of aluminum alloys under high strain rates using high speed digital cameras. *World Journal of Mechanics* **3**, 112–121 (2013).
18. Xu, Y. & Meyers, M. A. A transition of the crystalline lattice to the amorphous in the shear bands of Fe-Cr-Ni single crystal induced under high-strain rate. *Scientific Journal of Materials Science* **2**, 9–12 (2012).
19. Wright, S. C., Fleck, N. A. & W. J. Stronge. Ballistic impact of polycarbonate-An experimental investigation. *International Journal of Impact Engineering* **13**, 1–20 (1993).
20. Jr, H. W. M. & Kleponis, D. S. Modeling the high strain rate behavior of titanium undergoing ballistic impact and penetration. *International Journal of Impact Engineering* **26**, 509–521 (2001).
21. Gray, G. T. High-Strain-Rate deformation: mechanical behavior and deformation substructures induced. *Annual Review of Materials Research* **42**, 285–303 (2012).
22. Lee, J.-H. *et al.* High strain rate deformation of layered nanocomposites. *Nature Communications* **3**, 1–9 (2012).
23. Huang, J.-C. Evaluation of tribological behavior of Al-Co-Cr-Fe-Ni high entropy alloy using molecular dynamics simulation. *Scanning* **34**, 325–331 (2012).
24. Chou, H. P., Chang, Y. S., Chen, S. K. & Yeh, J. W. Microstructure, thermophysical and electrical properties in Al_xCoCrFeNi (0 ≤ x ≤ 2) high-entropy alloys. *Material Science and Engineering B* **163**, 184–189 (2009).
25. Li, C., Zhao, M., Li, J. C. & Jiang, Q. B2 structure of high-entropy alloys with addition of Al. *Journal of Applied Physics* **104**, 1–6 (2008).
26. Tang, Z. *et al.* Aluminum alloying effects on lattice types, microstructures and mechanical behavior of high-entropy alloys systems. *The Journal of The Minerals, Metals & Materials Society* **65**, 1848–1858 (2013).
27. Kao, S.-W., Yeh, J.-W. & Chin, T.-S. Rapidly solidified structure of alloys with up to eight equal-molar elements—a simulation by molecular dynamics. *Journal of Physics: Condensed Matter* **20**, 1–7 (2008).
28. Singh, P., Smirnov, A. V. & Johnson, D. D. Atomic short-range order and incipient long-range order in high-entropy alloys. *Physical Review B* **91**, 1–12 (2015).
29. Zhang, Y. & Zhou, Y. Solid solution formation criteria for high entropy alloys *Materials Science Forum* **561–565**, 1337–1339 (2007).
30. Vida, Á. *Preparation and investigation of high entropy alloys* Materials Science MSc thesis, Eötvös Loránd University (2015).
31. Haile, J. M. *Molecular Dynamics Simulation: Elementary Methods*. (Wiley, 1997).
32. Cai, W., Li, J. & Li, J. In *Comprehensive Nuclear Materials* Vol. 1 (ed Rudy, J. M. Konings) 249–265 (Elsevier, 2012).
33. Lewandowski, J. J. & Greer, A. L. Temperature rise at shear bands in metallic glasses. *Nature Materials* **5**, 15–18 (2006).
34. Polk, D. E. & Turnbull, D. Flow of melt and glass forms of metallic glasses. *Acta Metallurgica* **20**, 493–498 (1981).
35. Huang, X. & Mashimo, T. Metastable BCC and FCC alloy bulk bodies in Fe–Cu system prepared by mechanical alloying and shock compression. *Journal of Alloys and Compounds* **288**, 299–305 (1999).
36. Wang, B. T., Shao, J. L., Zhang, G. C., Li, W. D. & Zhang, P. Molecular dynamics simulations of hcp/fcc nucleation and growth in bcc iron driven by uniaxial compression. *Journal of Physics: Condensed Matter* **21**, 1–6 (2009).
37. Johnson, D. D. & Pinski, F. J. Inclusion of charge correlations in calculations of the energetics and electronic structure for random substitutional alloys. *Physical Review B* **48**, 553–560 (1993).
38. MECCA. *Multiple-scattering electronic-structure calculations for complex alloys (KKR-CPA Program), v. 2.0* (Iowa State University, 2015).
39. Barth, U. v. & Hedin, L. A local exchange-correlation potential for the spin polarized case: I. *Journal of Physics C: Solid State Physics* **5** (1972).
40. Moruzzi, V. L., Janak, J. F. & Williams, A. R. *Calculated electronic properties of materials*. (Pergamon Press Inc., 1978).
41. Perdew, J. P. *et al.* Restoring the density-gradient expansion for Exchange in solids and surfaces. *Physical Review Letters* **100**, 1–4 (2008).
42. Alam, A. & Johnson, D. D. Structural properties and relative stability of (meta)stable ordered, partially ordered, and disordered Al-Li alloy phases. *Physical Review B* **85**, 1–8 (2012).
43. Alam, A., Khan, S. N., Smirnov, A. V., Nicholson, D. M. & Johnson, D. D. Green's function multiple-scattering theory with a truncated basis set: An augmented-KKR formalism. *Physical Review B* **90**, 1–7 (2014).
44. Monkhorst, H. J. & Pack, J. D. Special points for Brillouin-zone integrations. *Physical Review B* **13**, 5188–5192 (1976).
45. Johnson, D. D. Modified Broyden's method for accelerating convergence in self-consistent calculations. *Physical Review B* **38**, 807–813 (1988).
46. Alam, A., Khan, S. N., Wilson, B. G. & Johnson, D. D. Efficient isoparametric integration over arbitrary space-filling Voronoi polyhedra for electronic structure calculations. *Physical Review B* **84**, 1–11 (2011).
47. Johnson, D. D. (ed Kaufmann, E. N.) 1–31 (John Wiley and Sons Inc., 2012).
48. Fontaine, D. d. Vol. 34 (eds Ehrenreich, H., Seitz, F. & Turnbull, D.) 73 (Academic Press, 1979).
49. Althoff, J. D., Johnson, D. D., Pinski, F. J. & Staunton, J. B. Electronic origins of ordering in multicomponent metallic alloys: Application to the Cu-Ni-Zn system. *Physical Review B* **53**, 10610–10625 (1996).
50. Althoff, J. D., Johnson, D. D. & Pinski, F. J. Commensurate and incommensurate ordering tendencies in the ternary Fcc Cu-Ni-Zn System. *Physical Review Letters* **74**, 138–141 (1995).
51. Staunton, J. B., Johnson, D. D. & Pinski, F. J. Compositional short-range ordering in metallic alloys—band-filling, charge-transfer, and size effects from a 1st-Principles All-Electron Landau-Type Theory. *Physical Review B* **50**, 1450–1472 (1994).
52. Johnson, D. D., Staunton, J. B. & Pinski, F. J. 1st-Principles all-electron theory of atomic short-range ordering in metallic alloys - D022-Versus L12-like correlations. *Physical Review B* **50**, 1473–1488 (1994).
53. Staunton, J. B., Johnson, D. D. & Pinski, F. J. Theory of compositional and magnetic correlations in alloys—interpretation of a diffuse neutron-scattering experiment on an iron-vanadium single-crystal. *Physical Review Letters* **65**, 1259–1262 (1990).
54. Plimpton, S. Fast parallel algorithms for short-range molecular dynamics. *Journal of Computational Physics* **117**, 1–19 (1995).
55. Humphrey, W., Dalke, A. & Schulten, K. VMD - Visual molecular dynamics. *Journal of Molecular Graphics* **14**, 33–38 (1996).
56. Xie, L., Brault, P., Thomann, A. L. & Bauchire, J. M. AlCoCrCuFeNi high entropy alloy cluster growth and annealing on silicon: A classical molecular dynamics simulation study. *Applied Surface Science* **285P**, 810–816 (2013).
57. Zhou, X. W., Johnson, R. A. & Wadley, H. N. G. Misfit-energy-increasing dislocations in vapor-deposited CoFe/NiFe multilayers. *Physical Review B* **69**, 1–10 (2004).
58. Bonny, G., Terentyev, D., Pasianot, R. C., Poncé, S. & Bakaev, A. Interatomic potential to study plasticity in stainless steels: the FeNiCr model alloy. *Modelling and Simulation in Materials Science and Engineering* **19**, 1–14 (2011).
59. Daw, M. S. & Baskes, M. I. Embedded-atom method: derivation and application to impurities, surfaces, and other defects in metals. *Physical Review B* **29**, 6443–6453 (1984).
60. Graves, D. B. & Brault, P. Molecular dynamics for low temperature plasma–surface interaction studies. *Journal of Physics D: Applied Physics* **42**, 1–27 (2009).

Acknowledgements

AS thanks the College of Engineering for the Graduate Research Initiative (GRI) fellowship. The U.S. Department of Energy (DOE), Office of Science, Basic Energy Sciences, Materials Science and Engineering Division supported Ames Laboratory's work (first-principles calculations by PS and DDJ). Ames Laboratory is operated for the U.S. DOE by Iowa State University under contract No. DE-AC02-07CH11358. PKL acknowledges the DOE, Office of Fossil Energy, National Energy Technology Laboratory, grant DE-FE-001194 and National Science Foundation (NSF), grant DMR-1611180, with the program managers, J. Mullen and D. Farkas, respectively. The work at Iowa State University was partially supported by the Office of Naval Research under ONR grant N00014-16-1-2548 with Dr. David Shifler as the program officer. Computing (AS and GB) was partially supported by the HPC@ISU equipment at Iowa State University, some of which was purchased by NSF funding under Major Research Instrumentation (MRI) grant number CNS 1229081 and CRI grant number 1205413.

Author Contributions

A.S. designed the MD study and performed the MD simulations. P.S. and D.D.J. carried out first-principles calculations of both structural and chemical short-range order parameters for the high-temperature HEA. A.S., P.S., D.D.J. and G.B. analyzed the results and wrote the manuscript. P.K.L. reviewed the results and assisted in the manuscript preparation. G.B. and D.D.J. coordinated the project.

Additional Information

Competing financial interests: The authors declare no competing financial interests.

How to cite this article: Sharma, A. *et al.* Atomistic clustering-ordering and high strain deformation of $\text{Al}_{0.1}\text{CrCoFeNi}$ high-entropy alloy. *Sci. Rep.* **6**, 31028; doi: 10.1038/srep31028 (2016).



This work is licensed under a Creative Commons Attribution 4.0 International License. The images or other third party material in this article are included in the article's Creative Commons license, unless indicated otherwise in the credit line; if the material is not included under the Creative Commons license, users will need to obtain permission from the license holder to reproduce the material. To view a copy of this license, visit <http://creativecommons.org/licenses/by/4.0/>

© The Author(s) 2016