



OPEN

# Josephson diode effect from Cooper pair momentum in a topological semimetal

Banabir Pal<sup>1,4</sup>, Anirban Chakraborty<sup>1,4</sup>, Pranava K. Sivakumar<sup>1,4</sup>, Margarita Davydova<sup>2,4</sup>, Ajesh K. Gopi<sup>1</sup>, Avanindra K. Pandeya<sup>1</sup>, Jonas A. Krieger<sup>1</sup>, Yang Zhang<sup>2</sup>, Mihir Date<sup>1</sup>, Sailong Ju<sup>3</sup>, Noah Yuan<sup>2</sup>, Niels B. M. Schröter<sup>1</sup>, Liang Fu<sup>2</sup>✉ and Stuart S. P. Parkin<sup>1</sup>✉

**Cooper pairs in non-centrosymmetric superconductors can acquire finite centre-of-mass momentum in the presence of an external magnetic field. Recent theory predicts that such finite-momentum pairing can lead to an asymmetric critical current, where a dissipationless supercurrent can flow along one direction but not in the opposite one. Here we report the discovery of a giant Josephson diode effect in Josephson junctions formed from a type-II Dirac semimetal, NiTe<sub>2</sub>. A distinguishing feature is that the asymmetry in the critical current depends sensitively on the magnitude and direction of an applied magnetic field and achieves its maximum value when the magnetic field is perpendicular to the current and is of the order of just 10 mT. Moreover, the asymmetry changes sign several times with an increasing field. These characteristic features are accounted for by a model based on finite-momentum Cooper pairing that largely originates from the Zeeman shift of spin-helical topological surface states. The finite pairing momentum is further established, and its value determined, from the evolution of the interference pattern under an in-plane magnetic field. The observed giant magnitude of the asymmetry in critical current and the clear exposition of its underlying mechanism paves the way to build novel superconducting computing devices using the Josephson diode effect.**

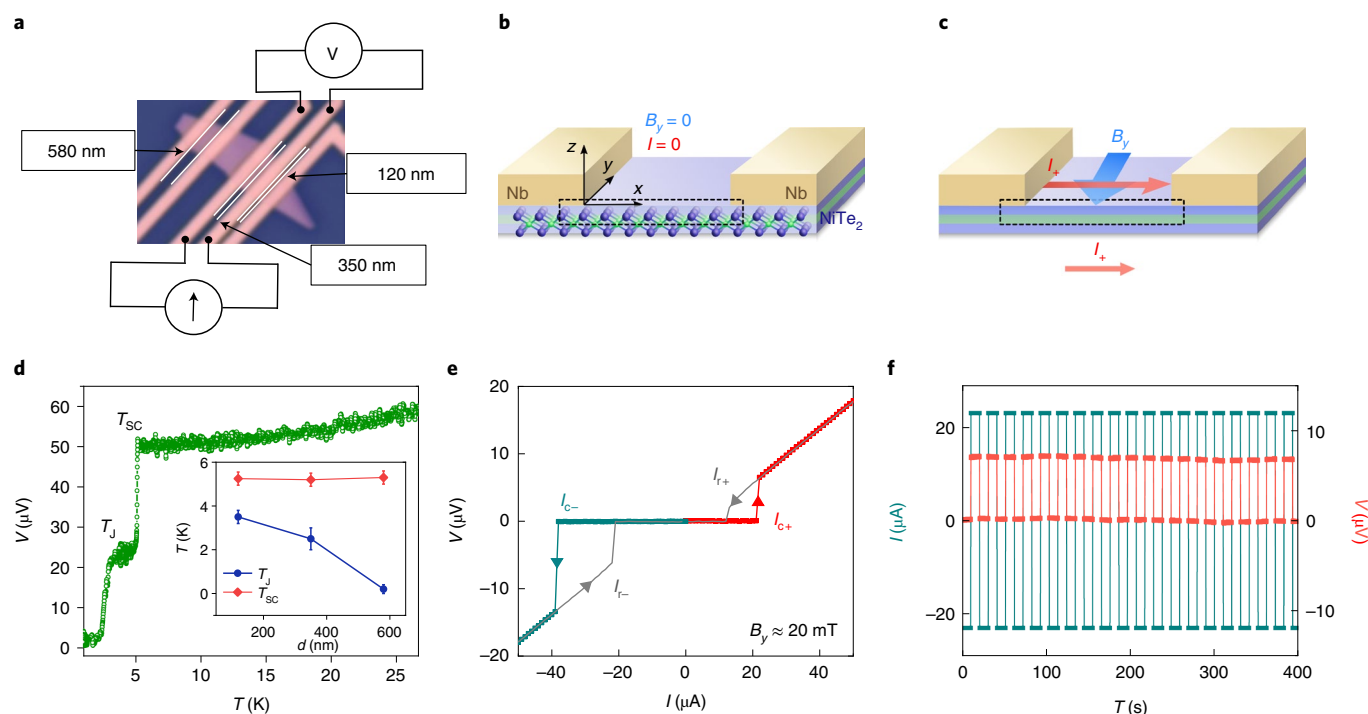
Semiconductor junctions, which exhibit direction-dependent non-reciprocal responses, are essential to modern-day electronics<sup>1–3</sup>. On the other hand, a key component of many quantum technologies is the superconducting Josephson junction (JJ) where two superconductors are coupled via a weak link<sup>4</sup>. JJs can be used for the quantum sensing of small magnetic fields<sup>5,6</sup>, single-photon detection<sup>7–9</sup> and quantum computation<sup>10–12</sup>. Despite the longstanding research on superconductivity, the realization of the superconducting analogue of the diode effect, that is, the dissipationless flow of supercurrent along one direction but not the other, has been reported only recently in superconducting thin films<sup>13</sup> and JJs<sup>14,15</sup>. However, a clear experimental evidence for a specific mechanism leading to this effect is lacking. Recent theoretical work<sup>16–18</sup> has proposed that in two-dimensional (2D) superconductors with strong spin–orbit coupling under an in-plane magnetic field, Cooper pairs can acquire a finite momentum and give rise to a diode effect, where the direction of the Cooper pair momentum determines the polarity of the effect. At the same time, although there exist prior theoretical proposals<sup>19–22</sup>, none of them have been experimentally realized, and a theoretical description for a field-induced diode effect in JJs (the Josephson diode effect (JDE)) that would match experimental observations has not yet been formulated.

In this work, we report the discovery of a giant JDE in a JJ in which a type-II Dirac semimetal NiTe<sub>2</sub> couples two superconducting electrodes and provide clear evidence of its interrelation with the presence of finite-momentum Cooper pairing. The effect depends sensitively on the presence of a small in-plane magnetic field. Non-reciprocity  $\Delta I_c$ —the difference between the critical currents for opposite current directions—is antisymmetric under an applied in-plane magnetic field  $B_{ip}$ . Further,  $\Delta I_c$  strongly depends

on the angle between  $B_{ip}$  and the current direction and is the largest when  $B_{ip}$  is perpendicular to the current and vanishes when  $B_{ip}$  is parallel to it. Moreover, we also observe multiple sign reversals in  $\Delta I_c$  when the magnitude of  $B_{ip}$  is varied. Our phenomenological theory shows that the presence of a finite Cooper pair momentum (FCPM) and a non-sinusoidal current–phase relation account for all the salient features of the observed JDE, including the angular, temperature and magnetic-field dependences of the observed  $\Delta I_c$ . The distinct evolution of the interference pattern under the in-plane magnetic field further establishes the presence of FCPM in this system. We examine the plausibility of the FCPM resulting from the momentum shift of the topological surface states of NiTe<sub>2</sub> under an in-plane magnetic field, by performing angle-resolved photoelectron spectroscopy (ARPES) measurements and comparison with density functional theory (DFT) calculations. This paper presents the temperature, field and angle dependences of the JDE, and is the only work to date, to the best of our knowledge, in which the fundamental properties of the effect can be explained within a single model providing clear evidence that the features are consistent with FCPM in the presence of a magnetic field.

NiTe<sub>2</sub> crystallizes in a CdI<sub>2</sub>-type trigonal crystal structure with the space group  $P\bar{3}m1$ , which is centrosymmetric<sup>23,24</sup> (Supplementary Section I). This 2D van der Waals material is a type-II Dirac semimetal that hosts several spin-helical topological surface states<sup>23,24</sup>. As discussed later, these surface states play a key role in the JDE. JJ devices were fabricated on NiTe<sub>2</sub> flakes that were first mechanically exfoliated from a single crystal (Methods). Figure 1a shows the optical images of several JJ devices formed on a single NiTe<sub>2</sub> flake, where the edge-to-edge separation ( $d$ ) between the superconducting contacts (formed from 2 nm Ti/30 nm Nb/20 nm Au) in each device is different. A schematic of the JJ device is shown in the absence

<sup>1</sup>Max Planck Institute of Microstructure Physics, Halle (Saale), Germany. <sup>2</sup>Department of Physics, Massachusetts Institute of Technology, Cambridge, MA, USA. <sup>3</sup>Swiss Light Source, Paul Scherrer Institute, Villigen PSI, Switzerland. <sup>4</sup>These authors contributed equally: Banabir Pal, Anirban Chakraborty, Pranava K. Sivakumar, Margarita Davydova. ✉e-mail: [liangfu@mit.edu](mailto:liangfu@mit.edu); [stuart.parkin@mpi-halle.mpg.de](mailto:stuart.parkin@mpi-halle.mpg.de)



**Fig. 1 | NiTe<sub>2</sub> JJ device and the observation of JDE.** **a**, Optical microscopy image of several JJ devices formed on a single NiTe<sub>2</sub> exfoliated flake. Evidently, the edge-to-edge spacing  $d$  between the superconducting electrodes varies for each device. **b**, Schematic of the Josephson device. **c**, When the Josephson current flows through the junction ( $I_+$  corresponds to the Josephson current flowing in the  $+x$  direction), the critical current is different depending on its direction. **d**, Voltage as a function of temperature at zero field for a JJ device with  $d=350$  nm that shows two transitions at  $T_{SC}$  and  $T_J$ . The inset shows the variations in  $T_{SC}$  and  $T_J$  with  $d$ . **e**,  $I$ - $V$  curve of a JJ device with  $d=350$  nm and an in-plane magnetic field  $B_y=20$  mT showing large non-reciprocal critical current, namely,  $I_{c-}$  and  $I_{c+}$ . **f**, Rectification effect observed using currents between  $|I_{c-}|$  and  $I_{c+}$  for the same JJ device at 20 mK and  $B_y=20$  mT.

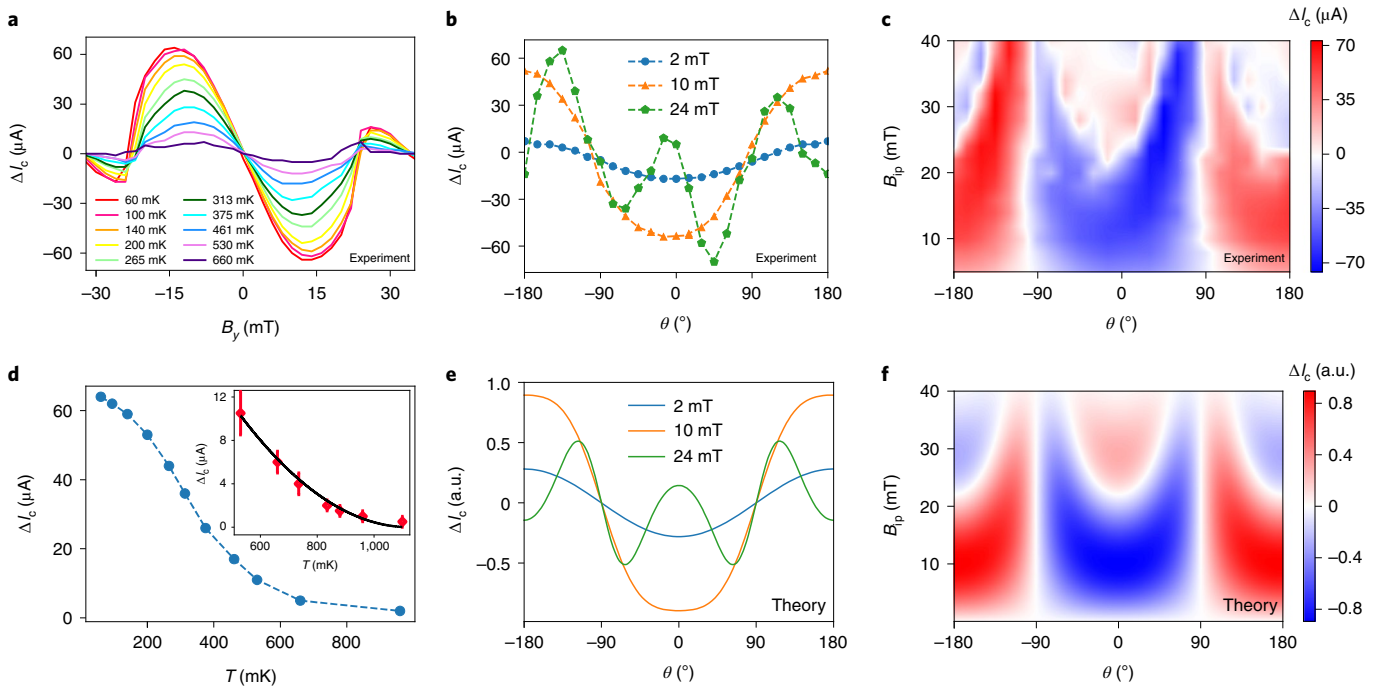
(Fig. 1b) and presence (Fig. 1c) of a Josephson current, where  $x$  is parallel to the current direction and  $z$  is the out-of-plane direction. The temperature dependence of the resistance of the device with  $d=350$  nm (Fig. 1d) shows two transitions: the first transition ( $T_{SC}$ ) at  $T \approx 5.3$  K is related to the superconducting electrodes<sup>25</sup>. A second transition ( $T_J$ ) takes place at a lower temperature when the device enters the Josephson transport regime such that a supercurrent flows through the NiTe<sub>2</sub> layer. The dependence of both  $T_{SC}$  and  $T_J$  as a function of the edge-to-edge separation  $d$  between the electrodes is shown in Fig. 1d, inset. Although  $T_{SC}$  is independent of  $d$ ,  $T_J$  decreases with increasing  $d$ , which corroborates that  $T_J$  corresponds to the superconducting proximity transition of the JJ device<sup>26</sup>.

To observe the JDE (Fig. 1b,c), we carried out current versus voltage ( $I$ - $V$ ) measurements as a function of temperature and magnetic field. Figure 1e shows  $I$ - $V$  curves in the presence of an in-plane magnetic field  $B_y \approx 20$  mT perpendicular to the direction of the current for the device with  $d=350$  nm. The device exhibits four different values of critical current with a large hysteresis, indicating that the JJs are in the underdamped regime<sup>27</sup>. During the negative-to-positive current sweep (from  $-50$  to  $+50$   $\mu$ A), the device shows two critical currents, namely,  $I_{r-}$  and  $I_{c+}$ , whereas during a positive-to-negative current sweep (from  $+50$  to  $-50$   $\mu$ A), the device exhibits two other critical currents, namely,  $I_{r+}$  and  $I_{c-}$ . In the rest of the paper, we concern ourselves with the behaviour of the critical currents  $I_{c-}$  and  $I_{c+}$ , which correspond to the critical values of the supercurrent when the system is still superconducting. For small magnetic fields, we find that the absolute magnitude of  $I_{c-}$  is clearly much larger than that of  $I_{c+}$  (Fig. 1e) (Supplementary Section II details the zero-field data where  $I_{c+} = |I_{c-}|$ ). These different values of  $I_{c+}$  and  $|I_{c-}|$  mean that when the absolute value of the applied current lies between  $I_{c+}$  and  $|I_{c-}|$ , the system behaves as a superconductor for the current along one direction whereas a normal dissipative

metal for the current along the opposite direction. We use this difference to demonstrate a clear rectification effect (Fig. 1f) that occurs for currents larger than  $I_{c+}$  but smaller than  $|I_{c-}|$ .

To probe the origin of the JDE, the evolution of  $\Delta I_c$  ( $\Delta I_c \equiv I_{c+} - |I_{c-}|$ ) was examined as a function of the applied in-plane magnetic field at various temperatures and angles with respect to the current direction. The dependence of  $\Delta I_c$  on  $B_y$  (field parallel to the  $y$  axis and perpendicular to the current) at different temperatures demonstrates that  $\Delta I_c$  is antisymmetric with respect to  $B_y$  (Fig. 2a). At 60 mK,  $\Delta I_c$  exhibits the maximum and minimum values at  $B_y = \mp 12$  mT, respectively (Fig. 2a), and the ratio  $\frac{\Delta I_c}{\langle I_c \rangle}$  is as large as 60%, where  $\langle I_c \rangle = \frac{(I_{c+} + |I_{c-}|)}{2}$ . We find that the magnitude of  $\frac{\Delta I_c}{\langle I_c \rangle}$  systematically increases as the distance ( $d$ ) between the superconducting electrodes is decreased: for the device with  $d=120$  nm,  $\frac{\Delta I_c}{\langle I_c \rangle}$  is as large as 80% (Supplementary Section III). Such a large magnitude of  $\frac{\Delta I_c}{\langle I_c \rangle}$  at a low magnetic field ( $B_y \approx 12$  mT) makes this system unique, compared with previous reports where either the magnitude of  $\frac{\Delta I_c}{\langle I_c \rangle}$  was found to be small or a large magnetic field was required to observe a substantial effect<sup>13–15</sup>. We also observe multiple sign reversals in  $\Delta I_c$  when  $B_{ip}$  is increased (Supplementary Section IV), a previously unobserved but interesting dependence that is critical to unravelling the origin of the JDE, as discussed below.

The dependence of  $\Delta I_c$  on the direction of the in-plane magnetic field with respect to the current is shown for several field strengths (Fig. 2b,c). At smaller fields,  $|\Delta I_c|$  is the largest when the field is perpendicular to the current ( $\theta = 0^\circ/\pm 180^\circ$ , where  $\theta$  is the in-plane angle measured with respect to the  $y$  axis) and vanishes when the field and current are parallel ( $\theta = \pm 90^\circ$ ). With regard to the temperature dependence of  $\Delta I_c$ , we find that the magnitude of  $\Delta I_c$  increases monotonically as the temperature is lowered (Fig. 2a). For a quantitative understanding, the temperature dependence of



**Fig. 2 | Dependence of  $\Delta I_c$  on in-plane magnetic field, angle and temperature.** **a**, Variation in  $\Delta I_c$  as a function of  $B_y$  at selected temperatures in a JJ device with  $d = 350$  nm. **b, c**, Dependence of  $\Delta I_c$  as a function of in-plane magnetic field applied at different angles with respect to the current direction (**b**) and the corresponding colour contour map for the same device (**c**). Here  $\theta = 0^\circ/\pm 180^\circ$  ( $\pm 90^\circ$ ) correspond to the in-plane magnetic field when it is perpendicular (parallel) to the current direction. **d**, Dependence of  $\Delta I_c$  on temperature for  $B_y = 12$  mT for the same device. The inset shows a quadratic dependence ( $T - T_j$ )<sup>2</sup> of  $\Delta I_c$  on temperature close to  $T_j$ . **e, f**, Calculation of the dependence of  $\Delta I_c$  on the angle of the in-plane magnetic field (**e**) and the corresponding colour map (**f**), obtained using equation (7) for  $B_y = 22$  mT and  $B_c = 45$  mT.

$\Delta I_c$  for  $B_y = 12$  mT (the field at which  $\Delta I_c$  takes the largest value) is shown in Fig. 2d. At temperatures near  $T_j$ , the variation in  $\Delta I_c$  with temperature can be well fitted by the equation  $\Delta I_c = \alpha(T - T_j)^2$ , where  $\alpha$  is a fitting parameter (Fig. 2d, inset).

We propose a possible origin of the JDE as follows. At temperatures close to  $T_j$  at which superconducting correlations develop in the proximitized region<sup>26,28,29</sup> and the Josephson effect emerges (Fig. 1d), the free energy  $F$  of our system can be expanded in powers of the superconducting order parameters of the two superconducting electrodes, namely,  $\Delta_{1,2}$ , in the proximitized regions:

$$F = F_0 - \gamma_1 \Delta_1^* \Delta_2 - \frac{1}{2} \gamma_2 (\Delta_1^* \Delta_2)^2 + \text{c.c.} + \dots \quad (1)$$

where  $F_0$  is the free energy in the absence of Josephson coupling, and  $\gamma_1$  and  $\gamma_2$  denote, respectively, the first- and second-order Cooper pair tunnelling processes across the weak link. The presence of higher harmonics account for a non-sinusoidal current–phase relation, as commonly observed in superconductor–normal metal–superconductor junctions with high transmission. Importantly, in the absence of time-reversal and inversion symmetries,  $\gamma_{1,2}$  are complex numbers, which makes the critical current non-reciprocal, as shown below.

Expressing the order parameters  $\Delta_{1,2}$  in terms of their amplitude and phase as  $\Delta_{1,2} = \Delta e^{i\varphi_{1,2}}$ , the free energy takes the form  $F = F_0 - 2|\gamma_1| \Delta^2 \cos \varphi - |\gamma_2| \Delta^4 \cos(2\varphi + \delta)$ , where  $\varphi = \varphi_2 - \varphi_1 + \arg(\gamma_1)$  is effectively the phase difference between the two superconducting regions. Note that, indeed, when both time-reversal and inversion symmetries are broken, the phase-shifted JJ is realized, as observed elsewhere<sup>30</sup>. Here  $\delta = \arg(\gamma_2) - 2\arg(\gamma_1)$  is the phase shift associated with the interference between the first-order ( $\gamma_1$ ) and second-order ( $\gamma_2$ ) Cooper pair tunnelling processes. The Josephson current–phase relation then includes the second harmonic as

$$I(\phi) = \frac{2\pi}{\Phi_0} \frac{\partial F}{\partial \varphi} = \frac{4e}{\hbar} \left\{ \Delta^2 |\gamma_1| \sin \varphi + \Delta^4 |\gamma_2| \sin(2\varphi + \delta) \right\}, \quad (2)$$

where  $\Phi_0 = \frac{h}{2e}$  is the superconducting flux quantum,  $h$  is Planck's constant and  $\hbar = h/2\pi$ . When  $\Delta^4 |\gamma_2|$  is small, the critical current of the JJ is reached near a phase difference of  $\varphi \approx \pm \pi/2$  and equals

$$I_{c\pm} \approx \left| I\left(\pm \frac{\pi}{2}\right) \right| = \frac{4e}{\hbar} \left\{ \Delta^2 |\gamma_1| \mp \Delta^4 |\gamma_2| \sin \delta \right\}. \quad (3)$$

The non-reciprocal part of the critical current is proportional to  $\Delta^4$ .

$$\Delta I_c \equiv I_{c+} - |I_{c-}| = -\frac{8e}{\hbar} \Delta^4 |\gamma_2| \sin \delta \quad (4)$$

Since the pairing potential in the proximitized layer behaves as  $\Delta \propto \sqrt{1 - \frac{T}{T_j}}$  (refs. <sup>26,28,29</sup>), the temperature dependence of  $\Delta I_c$  near  $T_j$  is then given by

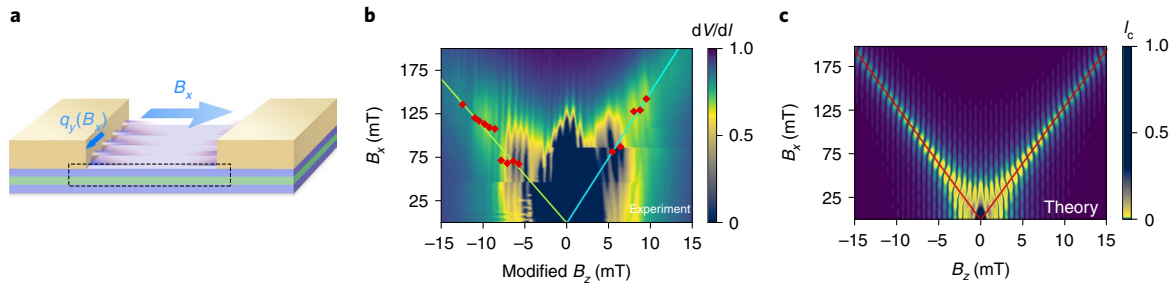
$$\Delta I_c \propto \Delta^4 \propto (T - T_j)^2, \quad (5)$$

which explains our experimentally measured temperature dependence of  $\Delta I_c$  (Fig. 2d, inset).

Another feature is that  $\Delta I_c$  can change sign as the applied field increases (for example, near  $B_{ip} \approx 22$  mT (Fig. 2a,c)). Such a sign reversal in  $\Delta I_c$  can be reproduced by including the field dependence

of the order parameters  $\Delta_{1,2} \propto \sqrt{1 - \left(\frac{|B|}{B_c}\right)^2}$  (where  $B_c$  is the critical field in the proximitized region) and of the phase shift  $\delta$  due to the Cooper pair momentum.

The in-plane magnetic field  $B_{ip}$  can induce an FCPM in the junction. We discuss the possible origins of the finite-momentum



**Fig. 3 | Observation of finite-momentum pairing.** **a**, Schematic of the JJ in the presence of an in-plane magnetic field parallel to the current direction, leading to the emergence of an FCPM in the  $y$  direction. The waves illustrate the oscillations of the real part of the order parameter in the vicinity of the leads that occur due to the finite-momentum pairing. **b**, Dependence of  $\frac{dV}{dI}$  on in-plane ( $B_x$ ) and out-of-plane ( $B_z$ ) magnetic field for a JJ device with  $d=350$  nm, showing the evolution of the interference pattern due to the applied in-plane magnetic field. The colour corresponding to the normalized magnitude of  $\frac{dV}{dI}$  is shown on the right side of each figure. The red diamonds correspond to the positions of the centres of the peaks with respect to  $B_x$  and the solid lines correspond to the linear fits used to determine the slopes of the side branches (Supplementary Section VI). **c**, Calculation of the evolution of the interference pattern expressed as a function of  $B_z$ , where the colour represents the value of  $I_c$ . The solid lines mark the side branches with the slope corresponding to the average of the experimentally obtained slopes  $\left(\frac{\Delta B_x}{\Delta B_z}\right)_{\text{avg}} \approx 13$ . We note that the qualitative behaviour of  $\frac{dV}{dI}$  is the same as that of  $I_c$ , including periodicity with respect to  $B_z$  and slope of the side branches<sup>34</sup>.

pairing: the screening current<sup>31</sup> and/or the Zeeman effect on topological surface states<sup>32–34</sup>. We discuss both these possible origins in detail later in the text, but note that they have the same symmetry. We also note that the phenomenological theory presented here applies to a wider class of JJs made with strongly spin–orbit-coupled materials, where the Zeeman effect can lead to FCPM<sup>33</sup>.

In the presence of momentum shift  $q_x$  under  $B_y$ , the proximitized region effectively turns into a finite-momentum superconductor. The presence of Cooper pair momentum results in a phase shift accumulated during the Cooper pair propagation across the junction:  $\delta \approx 2q_x d$ . At small values of the field,  $q_x$  must be linear in  $B_y$ , such that

$$\delta \approx \pi \frac{B_y}{B_d}, \quad (6)$$

where  $B_d$  is a property of the junction geometry and material that can, in principle, be determined based on the specific microscopic origin of the field-induced Cooper pair momentum. As a result,  $\Delta I_c$  will have the following field dependence:

$$\Delta I_c \propto \Delta^4 \sin \delta \propto \left[ 1 - \left( \frac{|\mathbf{B}|}{B_c} \right)^2 \right]^2 \sin \left( \pi \frac{B_y}{B_d} \right), \quad (7)$$

Depending on the ratio  $\frac{B_d}{B_c}$ , different scenarios can be realized from this equation; for  $\frac{1}{2(n+1)} < \frac{B_d}{B_c} < \frac{1}{n}$ , there are  $n$  sign reversals in  $\Delta I_c$  when the magnetic field is applied in the  $y$  direction.

Figure 2e,f shows the dependences of  $\Delta I_c$  on the magnitude of  $B_y$  and the direction of the in-plane magnetic field as obtained from our phenomenological model (equation (7)), where we used  $B_c=45$  mT and  $B_d \approx 22$  mT (Supplementary Section V). To explain the angular direction dependence, we take into account that the non-reciprocal part of the current is proportional only to the  $x$  component of momentum shift  $q_x$ , that is proportional to the  $B_y = B_{\text{ip}} \cos \theta$  component of the in-plane magnetic field. In Fig. 2f, it is evident that in each domain  $-\frac{\pi}{2} + \pi n < \theta < \frac{\pi}{2} + \pi n$ , the sign reversal of  $\Delta I_c$  occurs where the condition  $\sin \left( \pi \frac{B_{\text{ip}} \cos \theta}{B_d} \right) = 0$  is fulfilled, which is evident in Fig. 2c. Thus, our model successfully captures the main features of the JDE, as seen in our experimental data.

To confirm the emergence of a FCPM under an in-plane magnetic field, we examine the evolution of the interference pattern ( $\frac{dV}{dI}$  versus  $B_z$ ) with the field  $B_x$  parallel to the current direction (Fig. 3b). This interference pattern has a similar resemblance with the

Fraunhofer pattern such that a higher  $I_c$  in the latter translates to a lower  $\frac{dV}{dI}$  in the former<sup>33,34</sup>. For this in-plane field orientation ( $B_x$ ), the Cooper pairs acquire finite momentum  $2q_y$  along the  $y$  direction (Fig. 3a), which should not generate a JDE but is expected to change the interference pattern. When a Cooper pair tunnels from position  $(x=0, y_1)$  in the left superconductor with order parameter  $\Delta_1(y_1) = \Delta e^{2iq_y y_1}$  to the superconductor on the right at  $(x=d_{\text{eff}}, y_2)$  with  $\Delta_2(y_2) = \Delta e^{2iq_y y_2 + i\varphi_0}$  (where  $d_{\text{eff}} = d + 2\lambda$  is the effective length of the junction and  $\lambda = 140$  nm is the London penetration depth in Nb (ref. 35)), the contribution of this trajectory to the current involves a phase factor proportional to the Cooper pair momentum<sup>33,34</sup>.

$$\Delta \varphi = 2q_y (y_2 - y_1), \quad (8)$$

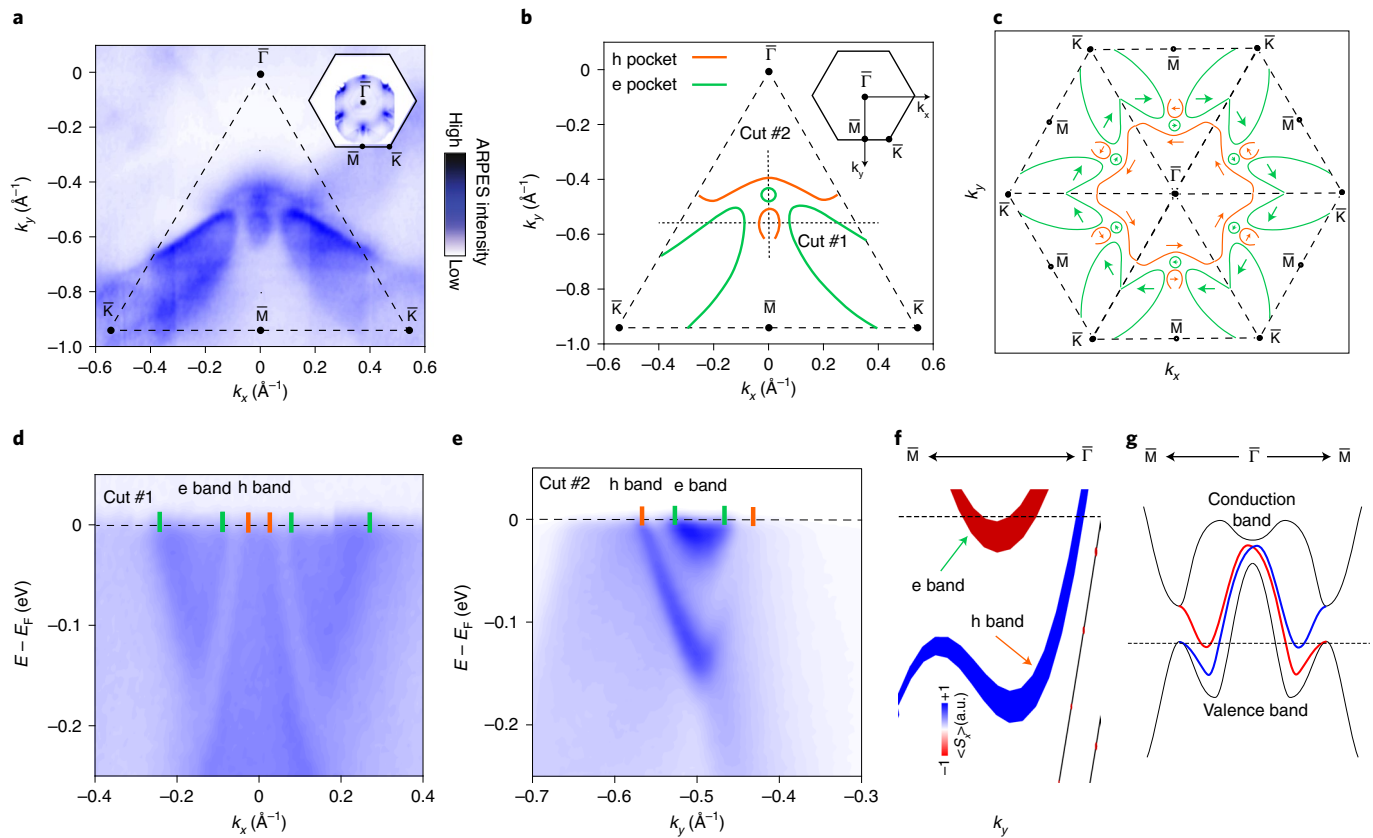
in addition to the usual phase factor  $\frac{2\pi B_z d_{\text{eff}} (y_1 + y_2)}{\Phi_0}$  due to the magnetic flux associated with  $B_z$ . The interference pattern is a result of interference from all such trajectories (Fig. 3b,c).

Due to the additional phase  $\Delta \varphi$  from the in-plane-field-induced Cooper pair momentum, the interference pattern evolves as the in-plane field is increased, splitting into two branches. The Cooper pair momentum  $2q_y$  can be extracted from the slope of the side branches<sup>33,34</sup> (Fig. 3b, solid lines). For the  $d=350$  nm device, we estimate the average slope to be  $\frac{B_x}{B_z} \approx 13$  (Supplementary Section VI details the estimation process). In Fig. 3c, we show the calculated critical Josephson current, obtained by summing over quasi-classical trajectories (Supplementary Sections VII and VIII), which has a qualitatively similar behaviour to the differential resistance (Fig. 3b), with the same period of oscillations ( $\delta B_z \approx 0.8$  mT) and the slope of the side branches. The slope of the side branches can be expressed as

$$\frac{2q_y}{B_z} \approx \frac{\pi d_{\text{eff}}}{\Phi_0}. \quad (9)$$

From this and the value of the slope  $\frac{B_x}{B_z}$  extracted from the experiment, we find that at  $B_x=12$  mT, the Cooper pair momentum is  $2q_y \approx 1.6 \times 10^6 \text{ m}^{-1}$ .

Let us compare the estimate of the Cooper pair momentum based on the evolution of the interference pattern with the results of the JDE measurements mentioned above. The maximum JDE is achieved when the phase shift  $\delta = 2q_x d$  equals approximately  $0.5\pi$ , which corresponds to the Cooper pair momentum  $2q_x = \frac{\delta}{d} \approx 4.5 \times 10^6 \text{ m}^{-1}$  at  $B_x=12$  mT. Although the JDE and interference peak splitting



**Fig. 4 | Spin-polarized surface states of NiTe<sub>2</sub>.** **a**, Close-up of the Fermi surface measured with ARPES using photon energy  $h\nu = 56$  eV and horizontal linear polarization. The inset shows the larger fraction of the surface Brillouin zone measured with  $h\nu = 25$  eV and horizontal linear polarization. **b, c**, Schematic of the surface electron (green lines) and hole (orange lines) pockets deduced from the ARPES data. The arrows in **c** show the spin texture of the surface states. **d, e**, ARPES dispersion along cut #1 (**d**) and cut #2 (**e**) (the cuts are shown in **b**), showing the electron (green lines) and hole (orange lines) character of the bands. The data shown in **d** were measured with 56 eV and those in **e** with 25 eV, both with horizontal linear polarization. **f**, DFT calculations of the energy-momentum dispersion along the  $\bar{\Gamma} - \bar{M}$  direction. Two surface states are highlighted, the line width is proportional to the surface contribution and the component of the spin polarization perpendicular to the momentum is shown in colour. **g**, Schematic showing the relative position of the dispersion of the surface states along the  $\bar{\Gamma} - \bar{M}$  direction with respect to the conduction and valence bands.

are measured under in-plane magnetic fields along two orthogonal directions, the field-induced Cooper pair momenta  $2q_x$  and  $2q_y$ , estimated from these measurements are of the same order of magnitude, further strengthening our conclusion that both effects arise from the FCPM.

It is remarkable that a JJ device comprising a centrosymmetric material such as NiTe<sub>2</sub> exhibits a large JDE effect arising from finite-momentum pairing. There exist several possible mechanisms that could be responsible for FCPM in our experiment. One candidate is the current screening effect. This mechanism, which lies in the emergence of the finite-momentum Cooper pairing due to Meissner screening, has already been demonstrated to be able to give rise to FCPM<sup>31</sup> and has been predicted to be responsible for a robust and large JDE in short junctions<sup>36</sup>. We estimate the value of finite-momentum Cooper pairing arising from screening in Nb contacts. The thickness of Nb leads (30 nm) is much smaller than the London penetration depth, and therefore, we estimate  $q_x \approx \frac{e}{\hbar} B_y \frac{\mu_{\text{Nb}}}{2}$ . At  $B_y = 20$  mT, this corresponds to  $2q_x \approx 10^6 \text{ m}^{-1}$ . Since this is smaller than the observed value of Cooper pairing, it alone cannot account for the observed effect.

Another plausible origin of the FCPM is related to the Zeeman shift of the proximitized topological surface states of NiTe<sub>2</sub>. Previous studies<sup>23,24</sup> have reported the presence of spin-polarized surface states in NiTe<sub>2</sub> that cross the Fermi level. Here we have used ARPES to examine the detailed fermiology of these surfaces

states and estimate their Fermi energy and velocity (Supplementary Sections IX and X). Figure 4a displays a close-up of the experimental Fermi surface, showing both sharp surface-state bands and diffuse bulk bands that are broadened due to the limited penetration depth of the photoelectrons. The full Fermi surface in the surface Brillouin zone of NiTe<sub>2</sub> is shown in Fig. 4a (inset). A schematic representing the surface electron and hole pockets (indicated by green and orange lines, respectively) is shown in Fig. 4b,c, where the arrows indicate the spin texture. The electron-like and hole-like character of the Fermi surface pockets can be examined from the linecuts (Fig. 4d,e). The energy-momentum dispersion of two topological surface states along the  $\bar{\Gamma} - \bar{M}$  direction are shown in Fig. 4e, which is qualitatively reproduced by our ab initio calculations (Fig. 4f) that also indicate their spin polarization. Note that the calculation slightly underestimates the energy at which the lower-lying surface state merges with the valence-band bulk continuum in the experiment. The origin of these surface states is the band inversion of the valence and conduction bands above the Fermi level<sup>24,37</sup>, which leads to the formation of a spin-helical Dirac surface state that connects the conduction and valence bands (Fig. 4g), similar to the surface state in a topological insulator. The upper branch of this Dirac surface state forms an electron pocket with a relatively small Fermi energy ( $E_F \approx 15$  meV) and Fermi velocity  $v_F \approx 0.4 \times 10^5 \text{ m s}^{-1}$ , as well as a hole pocket with a larger Fermi velocity of  $3.3 \times 10^5 \text{ m s}^{-1}$ .

The data shown in Fig. 4d–g were used for deducing the spin structure of the surface states shown in Fig. 4b,c, which is in agreement with the experimental reports<sup>23,24,37</sup>. The spin texture of the surface states (Fig. 4c) clearly shows one (inner) helical hole state and one (outer) helical electron state. The helicity of the hole and electron states is opposite. In the presence of an in-plane magnetic field, the Fermi surfaces of these states shift in the same direction; furthermore, in the proximity of the superconductor, finite-momentum Cooper pairing is realized. The momentum shift of these states in a magnetic field can be substantial: the surface states of topological insulators can have large  $g$ -factors, for example, a  $g$ -factor of  $\sim 60$  has been found in a previous report<sup>38</sup>. However, because of the complexity of the surface-state structure, we leave quantifying the FCPM to a further study. However, the presented analysis suggests that there will be a finite, and likely substantial, contribution of the spin–momentum-locked surface states of NiTe<sub>2</sub> to the finite-momentum Cooper pairing.

In summary, we have shown that a JJ device involving a type-II Dirac semimetal NiTe<sub>2</sub> exhibits a large non-reciprocal critical current in the presence of a small in-plane magnetic field oriented perpendicular to the supercurrent. The behaviour of the critical current together with the evolution of the interference pattern under the application of an in-plane magnetic field provides compelling evidence for finite-momentum Cooper pairing. Whether or not this mechanism is generic to the family of Dirac semimetals remains an open question.

### Online content

Any methods, additional references, Nature Research reporting summaries, source data, extended data, supplementary information, acknowledgements, peer review information; details of author contributions and competing interests; and statements of data and code availability are available at <https://doi.org/10.1038/s41567-022-01699-5>.

Received: 4 May 2022; Accepted: 29 June 2022;

Published online: 15 August 2022

### References

- Shockley, W. The theory of p-n junctions in semiconductors and p-n junction transistors. *Bell Syst. Tech. J.* **28**, 435–489 (1949).
- Braun, F. Ueber die Stromleitung durch Schwefelmetalle. *Ann. Phys.* **229**, 556–563 (1875).
- Tokura, Y. & Nagaosa, N. Nonreciprocal responses from non-centrosymmetric quantum materials. *Nat. Commun.* **9**, 3740 (2018).
- Josephson, B. D. Possible new effects in superconductive tunnelling. *Phys. Lett.* **1**, 251–253 (1962).
- Bal, M., Deng, C., Orgiazzi, J. L., Ong, F. R. & Lupascu, A. Ultrasensitive magnetic field detection using a single artificial atom. *Nat. Commun.* **3**, 1324 (2012).
- Vetoliere, A., Granata, C. & Monaco, R. Long Josephson junction in ultralow-noise magnetometer configuration. *IEEE Trans. Magn.* **51**, 1–4 (2015).
- Walsh Evan, D. et al. Josephson junction infrared single-photon detector. *Science* **372**, 409–412 (2021).
- Wallraff, A. et al. Strong coupling of a single photon to a superconducting qubit using circuit quantum electrodynamics. *Nature* **431**, 162–167 (2004).
- Walsh, E. D. et al. Graphene-based Josephson-junction single-photon detector. *Phys. Rev. Appl.* **8**, 024022 (2017).
- You, J. Q., Tsai, J. S. & Nori, F. Scalable quantum computing with Josephson charge qubits. *Phys. Rev. Lett.* **89**, 197902 (2002).
- Yu, Y., Han, S., Chu, X., Chu, S.-I. & Wang, Z. Coherent temporal oscillations of macroscopic quantum states in a Josephson junction. *Science* **296**, 889–892 (2002).
- Ioffe, L. B., Geshkenbein, V. B., Feigel'man, M. V., Fauchère, A. L. & Blatter, G. Environmentally decoupled  $sds$ -wave Josephson junctions for quantum computing. *Nature* **398**, 679–681 (1999).
- Ando, F. et al. Observation of superconducting diode effect. *Nature* **584**, 373–376 (2020).
- Wu, H. et al. The field-free Josephson diode in a van der Waals heterostructure. *Nature* **604**, 653–656 (2022).
- Baumgartner, C. et al. Supercurrent rectification and magnetochiral effects in symmetric Josephson junctions. *Nat. Nanotechnol.* **17**, 39–44 (2021).
- Daido, A., Ikeda, Y. & Yanase, Y. Intrinsic superconducting diode effect. *Phys. Rev. Lett.* **128**, 037001 (2022).
- Yuan Noah, F. Q. & Fu, L. Supercurrent diode effect and finite-momentum superconductors. *Proc. Natl Acad. Sci. USA* **119**, e2119548119 (2022).
- He, J. J., Tanaka, Y. & Nagaosa, N. A phenomenological theory of superconductor diodes. *New J. Phys.* **24**, 053014 (2022).
- Hu, J., Wu, C. & Dai, X. Proposed design of a Josephson diode. *Phys. Rev. Lett.* **99**, 067004 (2007).
- Misaki, K. & Nagaosa, N. Theory of the nonreciprocal Josephson effect. *Phys. Rev. B* **103**, 245302 (2021).
- Zhang, Y., Gu, Y., Hu, J. & Jiang, K. General theory of Josephson Diodes. Preprint at <https://arxiv.org/abs/2112.08901> (2022).
- Scammell, H. D., Li, J. I. A. & Scheurer, M. S. Theory of zero-field superconducting diode effect in twisted trilayer graphene. *2D Mater.* **9**, 025027 (2022).
- Mukherjee, S. et al. Fermi-crossing type-II Dirac fermions and topological surface states in NiTe<sub>2</sub>. *Sci. Rep.* **10**, 12957 (2020).
- Ghosh, B. et al. Observation of bulk states and spin-polarized topological surface states in transition metal dichalcogenide Dirac semimetal candidate NiTe<sub>2</sub>. *Phys. Rev. B* **100**, 195134 (2019).
- Kodama, J. I., Itoh, M. & Hirai, H. Superconducting transition temperature versus thickness of Nb film on various substrates. *J. Appl. Phys.* **54**, 4050–4054 (1983).
- Farrell, M. E. & Bishop, M. F. Proximity-induced superconducting transition temperature. *Phys. Rev. B* **40**, 10786–10795 (1989).
- Tinkham, M. *Introduction to Superconductivity* (Dover Publication, 2004).
- de Gennes, P. G. & Mauro, S. Excitation spectrum of superimposed normal and superconducting films. *Solid State Commun.* **3**, 381–384 (1965).
- Clarke, J. The proximity effect between superconducting and normal thin films in zero field. *J. Phys. Colloques* **29**, C2-3–C2-16 (1968).
- Assouline, A. et al. Spin-orbit induced phase-shift in Bi<sub>2</sub>Se<sub>3</sub> Josephson junctions. *Nat. Commun.* **10**, 126 (2019).
- Zhu, Z. et al. Discovery of segmented Fermi surface induced by Cooper pair momentum. *Science* **374**, 1381–1385 (2021).
- Yuan, N. F. Q. & Fu, L. Zeeman-induced gapless superconductivity with a partial Fermi surface. *Phys. Rev. B* **97**, 115139 (2018).
- Hart, S. et al. Controlled finite momentum pairing and spatially varying order parameter in proximitized HgTe quantum wells. *Nat. Phys.* **13**, 87–93 (2017).
- Chen, A. Q. et al. Finite momentum Cooper pairing in three-dimensional topological insulator Josephson junctions. *Nat. Commun.* **9**, 3478 (2018).
- Gubin, A. I., Il'in, K. S., Vitusevich, S. A., Siegel, M. & Klein, N. Dependence of magnetic penetration depth on the thickness of superconducting Nb thin films. *Phys. Rev. B* **72**, 064503 (2005).
- Davydova, M., Prembabu, S. & Fu, L. Universal Josephson diode effect. *Sci. Adv.* **8**, eab0309 (2022).
- Clark, O. J. et al. Fermiology and superconductivity of topological surface states in PdTe<sub>2</sub>. *Phys. Rev. Lett.* **120**, 156401 (2018).
- Xu, Y., Jiang, G., Miotkowski, I., Biswas, R. R. & Chen, Y. P. Tuning insulator-semimetal transitions in 3D topological insulator thin films by intersurface hybridization and in-plane magnetic fields. *Phys. Rev. Lett.* **123**, 207701 (2019).

**Publisher's note** Springer Nature remains neutral with regard to jurisdictional claims in published maps and institutional affiliations.



**Open Access** This article is licensed under a Creative Commons Attribution 4.0 International License, which permits use, sharing, adaptation, distribution and reproduction in any medium or format, as long as you give appropriate credit to the original author(s) and the source, provide a link to the Creative Commons license, and indicate if changes were made. The images or other third party material in this article are included in the article's Creative Commons license, unless indicated otherwise in a credit line to the material. If material is not included in the article's Creative Commons license and your intended use is not permitted by statutory regulation or exceeds the permitted use, you will need to obtain permission directly from the copyright holder. To view a copy of this license, visit <http://creativecommons.org/licenses/by/4.0/>.

© The Author(s) 2022

## Methods

**Exfoliation of NiTe<sub>2</sub> flakes.** Thin NiTe<sub>2</sub> flakes were exfoliated from a high-quality NiTe<sub>2</sub> single crystal (from HQ Graphene) using a standard Scotch-tape exfoliation technique and placed on a Si(100) substrate with a 280-nm-thick SiO<sub>2</sub> on top. Although NiTe<sub>2</sub> is known to be very stable under ambient conditions<sup>39</sup>, the exfoliation was carried out in a glove box under a nitrogen atmosphere, with water and oxygen levels each below 1 ppm. The thinnest flakes were identified from their optical contrast in an optical microscope and subsequently used to prepare the devices.

**Device fabrication and electrical measurements.** All the devices used in our experiments were fabricated using an electron-beam-lithography-based method. Before exposure, each substrate was spin coated with an AR-P 679.03 resist at 4,000 rpm for 60 s followed by annealing at 150 °C for 60 s. After electron-beam exposure and subsequent development, contact electrodes were formed from sputter-deposited trilayers of 2 nm Ti/30 nm Nb/20 nm Au for the JJ devices. The contacts formed from 2 nm Ti/80 nm Au were deposited for the Hall bar devices.

Electrical transport measurements were performed in a Bluefors LD-400 dilution refrigerator with a base temperature of 20 mK and equipped with high-frequency electronic filters (QDevil ApS). Angle-dependent magnetic-field measurements were carried out using a 2D superconducting vector magnet integrated within the Bluefors system. A small consistent offset in the magnetic field, of the order of ~1.5 mT, was observed as the magnetic field was swept due to likely flux trapping within the superconducting magnet coils. Direct current (d.c.) voltage characteristics of the JJ devices were measured using a Keithley 6221 current source and a Keithley 2182A nanovoltmeter. Differential resistance measurements were performed using a Zurich Instruments MFLI lock-in amplifier with a multi-demodulator option using a standard low-frequency (3–28 Hz) lock-in technique. The critical currents for the Fraunhofer pattern were measured in combination with a Keithley 2636B voltage source to sweep the d.c. bias.

**ARPES experiments.** To explore the momentum-resolved electronic structure, ARPES measurements were carried out on a NiTe<sub>2</sub> single crystal cleaved along the [0001] direction. All the experiments were carried out at the ULTRA endstation of the SIS beamline at the Swiss Light Source, Switzerland, with a Scienta Omicron DA30L analyser. Each crystal was cleaved in situ under ultrahigh vacuum at 20 K to ensure no contamination of the surface. The base pressure of the system was better than  $1 \times 10^{-10}$  mbar.

### Calculation of evolution of interference pattern in an in-plane magnetic field.

We calculate the Josephson current by considering the quasi-classical trajectories of Cooper pairs across the junction<sup>34</sup> (Supplementary Fig. 12):

$$I(\Delta\varphi_0, B_x, B_z) = \int_0^W \int_0^W dy_1 dy_2 \frac{1}{d_{\text{eff}}^2 + (y_2 - y_1)^2} \sin(\Delta\varphi(B_x, B_z)),$$

where

$$\Delta\varphi(B_x, B_z) = \Delta\varphi_0 + \frac{2\pi B_z d_{\text{eff}}(y_1 + y_2)}{\Phi_0} + 2q_y(B_x)(y_2 - y_1)$$

is the total phase difference for a trajectory that starts at  $(0, y_1)$  and ends at  $(d_{\text{eff}}, y_2)$ ,  $d_{\text{eff}} = d + 2\lambda$  and  $\lambda = 140$  nm is the London penetration depth<sup>35</sup>. Further,  $\Delta\varphi_0$  is the phase difference between the order parameters in the two superconducting leads in the absence of an applied field. We have neglected the effect of the finite thickness of NiTe<sub>2</sub>.

To calculate the evolution of the interference pattern, we compute the Josephson current using the equation above and maximize it by varying  $\Delta\varphi_0$ , which allows one to find  $I_c$ . To compare the theoretical and experimental predictions, we further adjust the value of the effective junction separation  $d_{\text{eff}}$  because of flux focusing<sup>34</sup>, which is carried out by calculating the Fraunhofer pattern at a zero in-plane magnetic field (giving a slightly different but still qualitatively similar dependence to  $\frac{\sin(\frac{\pi\Phi}{\Phi_0})}{(\frac{\pi\Phi}{\Phi_0})}$ ) and by fitting the position of the

first minimum to the experimental value. We find the linear dependence of the parameter  $q_y(B_x)$  and the vertical scale of the theoretical plot by using the average slope of the side branches  $\frac{B_x}{B_z}$  from the experiment and matching it to the slope of the calculated pattern<sup>34</sup>:  $\frac{2q_y}{B_z} \approx \frac{\pi d_{\text{eff}}}{\Phi_0}$ .

**DFT calculation of NiTe<sub>2</sub> energy spectrum.** For the Dirac semimetal NiTe<sub>2</sub>, the lattice parameters are  $a = b = 3.857$  Å,  $c = 5.262$  Å,  $\alpha = \beta = 90^\circ$  and  $\gamma = 120^\circ$ . We first perform DFT calculations with the full-potential local-orbital program<sup>40</sup>. The band-structure calculation is done with a fine  $k$ -point mesh including up to 50 points. Since we are using atomic basis sets, a high-symmetry tight-binding Hamiltonian is constructed using the automatic Wannier projection flow<sup>41</sup>. The Bloch states are projected onto a small local basis set (34 bands for 3 atoms) around the Fermi level, which consists of  $3d$ ,  $4s$  and  $4p$  orbitals for Ni and  $5s$  and  $5p$  orbitals for Te. The projected tight-binding Hamiltonian perfectly reproduces the DFT band structures even up to 5 eV away from the Fermi level. The spin-projected surface states are calculated in a slab geometry with 10 to 20 layers from a Wannier tight-binding model.

## Data availability

Source data are provided with this paper. All other data that support the findings of this study are available from the corresponding authors upon reasonable request.

## References

- Nappini, S. et al. Transition-metal dichalcogenide NiTe<sub>2</sub>: an ambient-stable material for catalysis and nanoelectronics. *Adv. Funct. Mater.* **30**, 2000915 (2020).
- Koepnick, K. & Eschrig, H. Full-potential nonorthogonal local-orbital minimum-basis band structure scheme. *Phys. Rev. B* **59**, 1743–1757 (1999).
- Zhang, Y. et al. Different types of spin currents in the comprehensive materials database of nonmagnetic spin Hall effect. *npj Comput. Mater.* **7**, 167 (2021).

## Acknowledgements

We thank T. Kontos and S.-H. Yang for valuable discussions. S.S.P.P. acknowledges the Deutsche Forschungsgemeinschaft (DFG, German Research Foundation)—project no. 443406107, Priority Programme (SPP) 2244. The work at the Massachusetts Institute of Technology was supported by a Simons Investigator Award from the Simons Foundation. L.F. was partly supported by the David and Lucile Packard foundation. J.A.K. acknowledges support by the Swiss National Science Foundation (SNF grant no. P500PT\_203159). We acknowledge the Paul Scherrer Institut for provision of synchrotron radiation beam time at the ULTRA end station of the SIS Beamline at the Swiss Light Source and we thank N. Plumb, M. Shi, M. Radovic, A. Pfister, L. Nue and H. Li for their help with the ARPES measurements. We thank Saumya Mukherjee for sharing with us his raw ARPES data from NiTe<sub>2</sub>.

## Author contributions

S.S.S.P. and B.P. conceived the project. A.C. and B.P. performed the exfoliation and fabricated the JJ and Hall bar devices. B.P. and P.K.S. performed all the electrical measurements. A.C., A.K.G. and A.K.P. characterized the flakes. M. Davydova, Y.Z., N.Y. and L.F. performed the phenomenological, theoretical and DFT calculations. J.A.K., M. Date, S.J., B.P. and N.B.M.S. collected the ARPES data. B.P. and N.B.M.S. performed the ARPES analysis. S.S.S.P., B.P., N.B.M.S., M.D. and L.F. wrote the manuscript with help from all the co-authors.

## Funding

Open access funding provided by Max Planck Society

## Competing interests

The authors declare no competing interests.

## Additional information

**Supplementary information** The online version contains supplementary material available at <https://doi.org/10.1038/s41567-022-01699-5>.

**Correspondence and requests for materials** should be addressed to Liang Fu or Stuart S. P. Parkin.

**Peer review information** *Nature Physics* thanks the anonymous reviewers for their contribution to the peer review of this work.

**Reprints and permissions information** is available at [www.nature.com/reprints](http://www.nature.com/reprints).