

ARTICLE

Received 30 Dec 2013 | Accepted 14 Apr 2014 | Published 22 May 2014

DOI: 10.1038/ncomms4884

# Unexpected *E*-stereoselective reductive $A^3$ -coupling reaction of terminal alkynes with aldehydes and amines

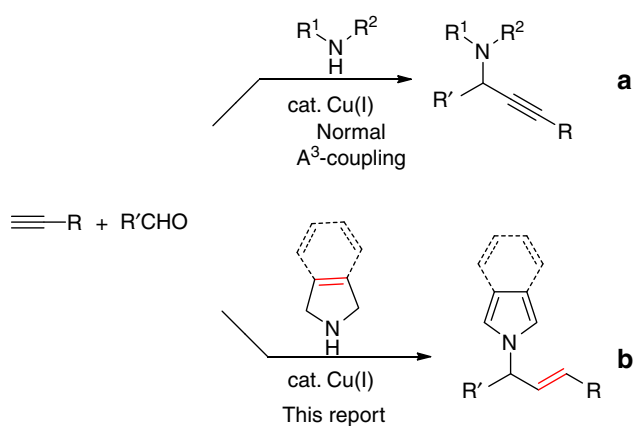
Wu Fan<sup>1</sup>, Weiming Yuan<sup>1</sup> & Shengming Ma<sup>1,2</sup>

The transition-metal catalysed three-component coupling of an alkyne, an aldehyde and an amine has become a widely used method for preparing propargylic amines. Here, we report an unexpected copper(I)-catalysed *E*-stereoselective reduction of propargylic amines *in situ* formed from readily available terminal alkynes, aldehydes and 3-pyrroline or isoindoline via [1,5]-hydride transfer, affording *E*-allylic amines. Through mechanistic studies, it is believed that the unsaturated cyclic dialkylamine is acting as hydrogen donor.

<sup>1</sup>Shanghai Key Laboratory of Green Chemistry and Chemical Process, Department of Chemistry, East China Normal University, 3663 North Zhongshan Road, Shanghai 200062, China. <sup>2</sup>State Key Laboratory of Organometallic Chemistry, Shanghai Institute of Organic Chemistry, Chinese Academy of Sciences, 345 Lingling Lu, Shanghai 200032, China. Correspondence and requests for materials should be addressed to S.M. (email: masm@sioc.ac.cn).

Three-component coupling of an alkyne, an aldehyde and an amine ( $A^3$ -coupling) has been well recognized as a powerful method for the synthesis of propargylic amines (Fig. 1a) (refs 1–4). During the course of our efforts directed toward the synthesis of functionalized propargylic amines and allenes<sup>5,6</sup>, we observed unexpectedly that when treating 2-methylbut-3-yn-2-ol **1a** with cyclohexanaldehyde **2a** and 3-pyrroline in the presence of copper(I) bromide, besides the normal propargylic amine **3aa**, the *N*-allyl pyrrole **4aa** was unexpectedly obtained in 42% NMR yield with a complete *E*-stereoselectivity (Table 1, Entry 1).

Considering the fact that high *E*-stereoselective semireduction of a triple bond is an important goal of contemporary organic chemistry<sup>7–14</sup>, herein, we wish to report the development of such a highly selective copper(I)-catalysed tandem three-component coupling-semireduction reaction of commercially readily available terminal alkynes, aldehydes and 3-pyrroline or isoindoline affording *N*-allyl amines with an *E*-C=C bond (Fig. 1b).



**Figure 1 | Unexpected observation in  $A^3$ -coupling reactions.** (a)  $A^3$ -coupling for the synthesis of propargylic amines. (b)  $A^3$ -coupling for the synthesis of allylic amines.

## Results

**Optimization of the reaction conditions for **4aa**.** On the basis of these initial observations, we started to work on developing reaction conditions for the exclusive formation of **4aa**-type of *E*-allylic amines (Table 1). When the loading of CuBr was increased to 20 mol%, *N*-allyl pyrrole **4aa** was obtained in 57% NMR yield after 24 h at 25 °C, while the normal  $A^3$ -coupling product propargylic amine **3aa** was also formed in 37% yield as determined by NMR analysis (Table 1, Entry 2). When the reaction was conducted at 40 °C, **4aa** was formed in 84% NMR yield together with 9% NMR yield of the propargylic amine **3aa** (Table 1, Entry 4). No better result was obtained when further increasing the loading of catalyst at a higher temperature (Table 1, Entry 5). Finally, the use of 1.2 equiv of 3-pyrroline provided **4aa** as the only product with a higher yield (Table 1, Entry 6), which has been defined as the standard reaction conditions for further studies.

**Substrate scope.** We next explored the scope of this three-component reaction with representative examples of aldehydes and propargylic alcohols (Table 2). The reaction is quite general: both aliphatic and aromatic aldehydes may all be used with good yields; furthermore, the reaction is not limited to tertiary propargylic alcohols, primary and secondary propargylic alcohols are also good partners for this transformation. In some cases, the reaction

requires the addition of CuCl (20 mol%) to ensure complete transformation (Table 2, Entries 3, 8 and 12). It is interesting to note that when linear aliphatic aldehydes such as *n*-hexanaldehyde **2c** was tested under the standard conditions, the reaction afforded the corresponding product in a low yield with the tentatively assigned 1-(5-((2,5-dihydro-1H-pyrrol-1-yl)methyl)undecan-6-yl)-1H-pyrrole **5c** being formed as a byproduct (Table 2, Entry 4), which could also be prepared by treating aldehyde **2c** with 3-pyrroline in the presence of CuBr in toluene at 40 °C in 82% NMR yield and 7.2/1 dr value. The similar byproduct was also observed using aldehyde **2d**. Although side product could not be avoided here, reaction by increasing the loading of aldehyde and 3-pyrroline to 2.0 equivalents can also furnish the desired products in high yield (Table 2, Entries 5, 6, 9 and 10).

**Control experiments.** In order to unveil the role of the hydroxy group, control experiments were conducted. The results in Fig. 2 show a dramatic decrease of reactivity when the hydroxy group was protected as the methyl ether (with 3-methoxyprop-1-yne **1o**). Here, the possible coordination of the hydroxy oxygen may be helping by its coordination with Cu (Fig. 2).

**Synthesis of chiral *N*-allyl pyrrole (*S*)-**4aa**.** On the basis of Carreira's and our previous studies<sup>15–18</sup>, an efficient synthesis of chiral propargylic amine intermediates may be realized. Reaction of propargylic alcohol **1a**, aldehyde **2a** and 3-pyrroline with CuBr/(*R,R*)-*N*-Pinap in toluene afforded the corresponding chiral propargylic amine **4aa** in 97% ee. Interestingly, it should be noted that the second-step reaction with CuBr was very slow (Table 3, Entries 1 and 2). Subsequent transformation of the crude propargylic amine **4aa** was conducted in the same solvent in the presence of CuCl affording the chiral *N*-allyl pyrrole **4aa** with 63% yield and 97% ee (Table 3, Entry 6).

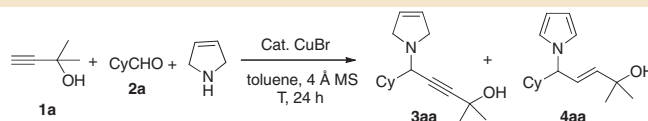
**Synthesis of four diastereoisomers of **4ea**.** When the optically active propargylic alcohols with a central chirality such as (*R*)-**1e** and (*S*)-**1e** were used, all four isomers (*S,R*)-**4ea**, (*R,R*)-**4ea**, (*S,S*)-**4ea** and (*R,S*)-**4ea** were obtained successfully with this protocol using either (*R,R*)-*N*-Pinap or (*R,S*)-*N*-Pinap as the ligand (Equations 1–4, Fig. 3). The absolute configurations of *N*-allyl pyrrole were assigned based on our previous report<sup>5</sup>.

**Reaction with normal terminal alkynes.** However, the reaction could not be extended to normal terminal alkynes under this set of standard reaction conditions. After numerous trials and errors (Table 4), luckily, we observed that the reaction with alkyne **1j**, cyclohexanaldehyde **2a** and 3-pyrroline proceeds very efficiently in 1,4-dioxane with the combination of CuBr and CuCl affording *N*-allyl pyrrole **4ja** in 89% yield. Some extra examples are shown in Fig. 4. Here, the reaction of 3-methoxyprop-1-yne **1o** could also perform well under this set of conditions.

**Reaction with isoindoline.** Furthermore, isoindoline may also be used with *N*-allyl isoindole **6** being formed in 91% NMR yield, which was characterized by converting to **7** in 70% combined yield by a Diels–Alder reaction with *N*-methylmaleimide (Fig. 5).

## Discussion

To provide further insight into the reaction mechanism, deuterium-labeling experiments were performed as depicted in Fig. 6. Deuterium-labeled *d*<sub>4</sub>-**3b** (96% *d*-incorporation), prepared from *o*-phthalimide (Equation 1, Fig. 6), was treated with CuCl in toluene at 60 °C for 24 h giving *d*<sub>4</sub>-**6** in 61% NMR yield. <sup>1</sup>H NMR studies of the crude product *d*<sub>4</sub>-**6** show that the *d*-incorporation

**Table 1 | Optimization of the reaction conditions for 4aa\*.**

Entry	CuBr (mol%)	T (°C)	Yield of 3aa (%) <sup>†</sup>	Yield of 4aa (%) <sup>†</sup>
1	10	25	54	42
2	20	25	37	57
3	50	25	34	60
4	20	40	9	84
5	25	50	3	85
<b>6<sup>‡</sup></b>	<b>20</b>	<b>40</b>	<b>0</b>	<b>96</b>
7 <sup>§</sup>	20	40	4	89
8 <sup>‡,  </sup>	20	40	7	86

\*General conditions: **1a** (1.0 mmol), **2a** (1.1 mmol), 3-pyrroline (1.1 mmol), 4 Å MS (300 mg), CuBr and toluene (3.0 ml) were heated in a reaction tube for 24 h under Ar atmosphere.

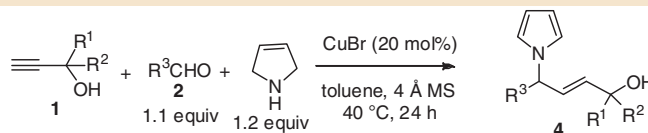
<sup>†</sup>NMR yield.

<sup>‡</sup>3-Pyrroline (1.2 mmol) was used.

<sup>§</sup>3-Pyrroline (1.3 mmol) was used.

<sup>||</sup>4 Å MS (200 mg) was used.

The bold entry is the best reaction condition.

**Table 2 | Substrate scope\*.**

Entry	1 R <sup>1</sup> , R <sup>2</sup>	2 R <sup>3</sup>	Yield of 4 (%) <sup>†</sup>
1	Me, Me ( <b>1a</b> )	Cy ( <b>2a</b> )	88 ( <b>4aa</b> )
2	Me, Me ( <b>1a</b> )	<i>i</i> -Pr ( <b>2b</b> )	77 <sup>‡,§</sup> ( <b>4ab</b> )
3 <sup>  </sup>	Me, Me ( <b>1a</b> )	<i>i</i> -Pr ( <b>2b</b> )	84 (92 <sup>‡</sup> ) ( <b>4ab</b> )
4	Me, Me ( <b>1a</b> )	<i>n</i> -C <sub>5</sub> H <sub>11</sub> ( <b>2c</b> )	33 <sup>‡,¶</sup> ( <b>4ac</b> )
5 <sup>#</sup>	Me, Me ( <b>1a</b> )	<i>n</i> -C <sub>5</sub> H <sub>11</sub> ( <b>2c</b> )	86 (95 <sup>‡,¶</sup> ) ( <b>4ac</b> )
6 <sup>#</sup>	Me, Me ( <b>1a</b> )	BnCH <sub>2</sub> ( <b>2d</b> )	87 <sup>¶</sup> ( <b>4ad</b> )
7	Me, Me ( <b>1a</b> )	Ph ( <b>2e</b> )	58 <sup>‡,***</sup> ( <b>4ae</b> )
8 <sup>  </sup>	Me, Me ( <b>1a</b> )	Ph ( <b>2e</b> )	63 (72 <sup>‡</sup> ) ( <b>4ae</b> )
9 <sup>#</sup>	-(CH <sub>2</sub> ) <sub>4</sub> - ( <b>1b</b> )	<i>n</i> -C <sub>5</sub> H <sub>11</sub> ( <b>2c</b> )	89 <sup>¶</sup> ( <b>4bc</b> )
10 <sup>#</sup>	-(CH <sub>2</sub> ) <sub>3</sub> - ( <b>1c</b> )	<i>n</i> -C <sub>5</sub> H <sub>11</sub> ( <b>2c</b> )	89 <sup>¶</sup> ( <b>4cc</b> )
11	Me, Et ( <b>1d</b> )	Cy ( <b>2a</b> )	84 <sup>‡,††</sup> ( <b>4da</b> )
12 <sup>  </sup>	Me, Et ( <b>1d</b> )	Cy ( <b>2a</b> )	90 (97 <sup>‡</sup> ) ( <b>4da</b> )
13	Me, H ( <b>1e</b> )	Cy ( <b>2a</b> )	90 ( <b>4ea</b> )
14	Ph, H ( <b>1f</b> )	Cy ( <b>2a</b> )	90 ( <b>4fa</b> )
15 <sup>‡‡</sup>	Cy, H ( <b>1g</b> )	Cy ( <b>2a</b> )	82 ( <b>4ga</b> )
16	Bn, H ( <b>1h</b> )	Cy ( <b>2a</b> )	88 ( <b>4ha</b> )
17	H, H ( <b>1i</b> )	Cy ( <b>2a</b> )	81 ( <b>4ia</b> )

\*General conditions: **1** (1.0 mmol), **2** (1.1 mmol), 3-pyrroline (1.2 mmol), 4 Å MS (300 mg), CuBr (0.2 mmol) and toluene (3 ml) were heated at 40 °C in a tube under Ar atmosphere.

<sup>†</sup>Isolated yield.

<sup>‡</sup>NMR yield.

<sup>§</sup>15% of **3ab** was observed.

<sup>||</sup>CuCl (0.2 mmol) were added.

<sup>¶</sup>26–39% of byproduct **5c** or **5d** was observed based on **2c** or **2d** (see SI for details).

<sup>#</sup>**2** (2.0 mmol) and 3-pyrroline (2.0 mmol) were used.

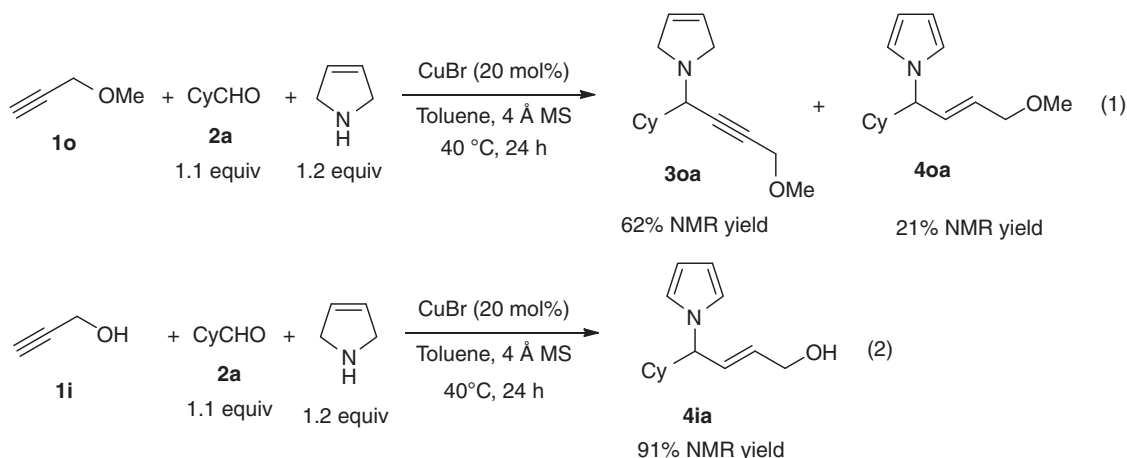
<sup>\*\*</sup>18% of **3ae** was observed.

<sup>††</sup>13% of **3da** was observed.

<sup>‡‡</sup>**2** (1.2 mmol) and 3-pyrroline (1.3 mmol) were used.

at  $\gamma$ -position of *N*-allyl isoindole **6** was 92%, indicating an intramolecular 1,5-hydride transfer from the deuterated isoindole unit. The low *D*-incorporation at the  $\beta$ -position (17%) was obviously caused by the presence of the free OH group in the terminal propargylic alcohol **1a** (Equation 2, Fig. 6). The reaction of deuterium-labeled *d*<sub>4</sub>-**3c** (96% *d*-incorporation) in the presence of CuBr and CuCl in dioxane at 90 °C gave *d*<sub>4</sub>-**8** in poor NMR yield (32%) with only 17% *D*-incorporation at the  $\beta$ -position,

suggesting the external proton source participated in the protodemetalation (Equation 3, Fig. 6). Compounds **3c** and *d*<sub>4</sub>-**3c** were then treated under similar conditions in the presence of 10.0 equivalents of CH<sub>3</sub>COOD, affording a 78% NMR yield of *d*<sub>1</sub>-**8** with 52% *D*-incorporation at the  $\beta$ -position and a 60% NMR yield of *d*<sub>4</sub>-**8** with 81% *D*-incorporation at the  $\beta$ -position (93% *D*-incorporation at the  $\gamma$ -position), respectively (Equations 4 and 5, Fig. 6), reconfirming that the  $\beta$ -position proton may be from



**Figure 2 | Control experiments.** (1) The reaction of **1o** with **2a** and 3-pyrroline gave a mixture of **3oa** and **4oa** under standard conditions. (2) The reaction of **1i** with **2a** and 3-pyrroline gave **4ia** as the only product under standard conditions. equiv, equivalent.

**Table 3 | Initial efforts to synthesize chiral *N*-allyl pyrrole (*S*)-4aa\*.**

The reaction scheme shows the synthesis of (S)-3aa and (S)-4aa from propargyl alcohol (1a), cyclohexanecarbaldehyde (2a, 1.1 equiv), and 3-pyrroline (1.1 equiv). The reaction conditions are: 1) CuBr (5 mol%), (R,R)-N-Pinap (5.5 mol%), 4 Å MS, toluene, RT, 22 h; 2) CuX (y mol%), solvent, T, 14 h.

Entry	CuX	Y	T (°C)	Solvent	Yield of 3aa (%) <sup>†</sup>	Yield of 4aa (%) <sup>†</sup>	ee of 4aa (%) <sup>‡</sup>
1 <sup>§</sup>	CuBr	20	40	Toluene	48	38	96
2 <sup>§</sup>	CuBr	20	40	Dioxane	48	43	95
3	CuCl	20	40	Dioxane	19	60	96
4	CuCl	40	40	Dioxane	10	71	96
5	CuCl	50	50	Dioxane	1	70	96
<b>6</b>	<b>CuCl</b>	<b>50</b>	<b>50</b>	<b>Toluene</b>	<b>5</b>	<b>74 (63)<sup>  </sup></b>	<b>97</b>

\*General conditions: **1a** (0.5 mmol), **2a** (0.55 mmol), 3-pyrroline (0.55 mmol), 4 Å MS (150 mg), CuBr (5 mol%) and (R,R)-N-Pinap (5.5 mol%) were used.  
<sup>†</sup>NMR yield.  
<sup>‡</sup>Determined by high-performance liquid chromatography.  
<sup>§</sup>The reactions were carried on 1.0 mmol scale of **1a**.  
<sup>||</sup>Isolated yield.  
 The bold entry is the best reaction condition.

the azacycle and the moisture in ambient environment. The low D-incorporation in the isoindole unit in *d*<sub>4</sub>-**8** was caused by the facile H/D exchange as confirmed by the results shown in Equation 6.

On the basis of these results, we propose a mechanism for this unique unexpected A<sup>3</sup>-coupling-stereodefined reduction reaction as shown in Fig. 7. The reaction of CuBr with the propargylic alcohol generates the copper alkynyl species **10**, which would then react with the iminium intermediate **11** formed *in situ* from the aldehyde and isoindoline to yield the corresponding propargylic amine-CuBr complex **12**. This compound would afford, via an anti-1,5-hydride transfer process, the iminium intermediate **13**, which would undergo protodemetalation with H<sup>+</sup> or D<sup>+</sup> readily to afford the *N*-allyl isoindole product *d*<sub>4</sub>-**6** and regenerate the copper catalyst due to the aromatization of the azacycle (Fig. 7).

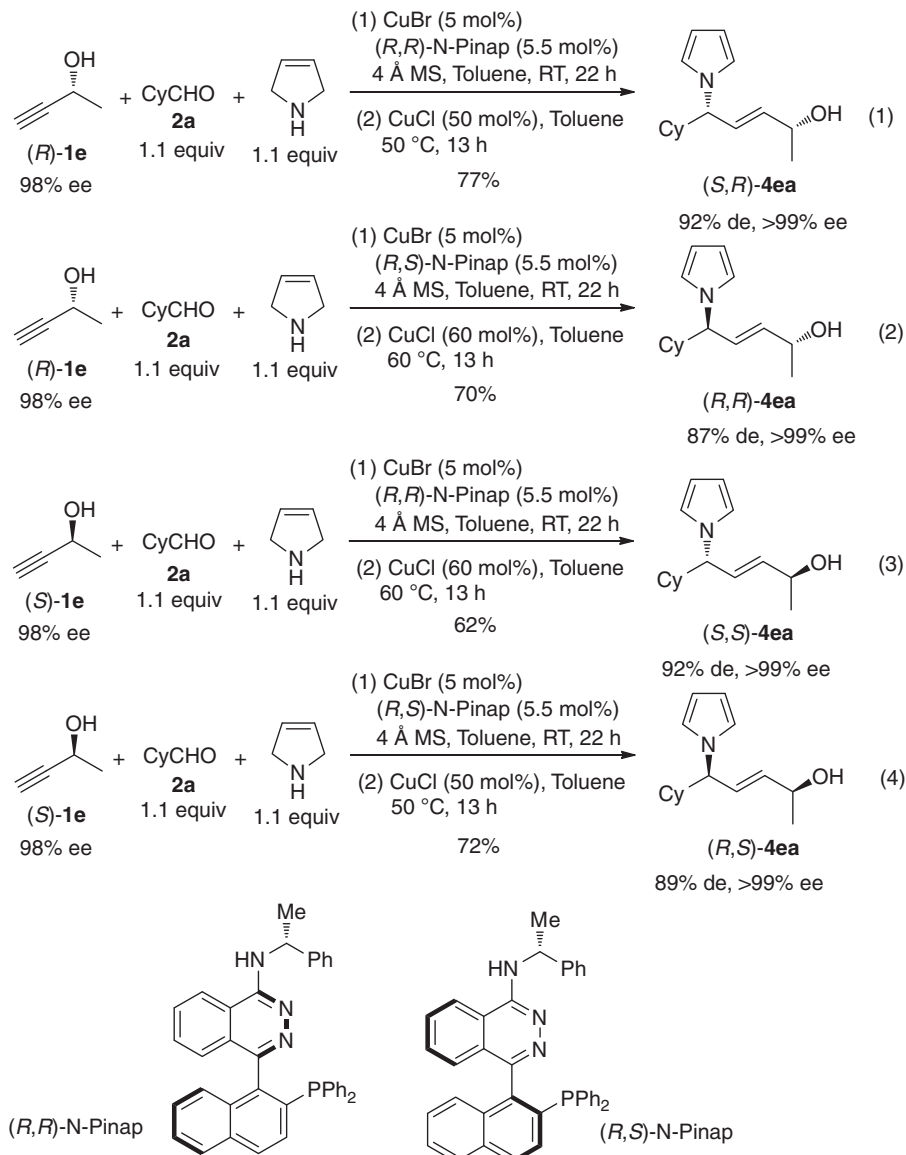
In conclusion, we have developed a copper(I)-catalysed three-component tandem reaction for the synthesis of *N*-allyl pyrroles. This novel reaction is simple and atom economic, affording *N*-allyl pyrroles with exclusive *E*-stereoselectivity under exceptionally mild conditions. Moreover, it could provide a highly attractive and convergent approach toward optically active *N*-allyl amines efficiently. Further investigation including the synthetic application is currently ongoing in our laboratory.

## Methods

**Materials.** All reactions have been carried out in oven-dried Schlenk tubes. CuBr (98%) and CuCl were purchased from Acros and kept in glove box; (R,R)-N-Pinap (97%) and (R,S)-N-Pinap (97%) were purchased from Stream Chemicals and kept in glove box; 4 Å molecular sieves was purchased from Alfa Aesar and kept in glove box after activation (heated at 450 °C for 10 h in Muffle furnace, taken out after cooling to 200 °C and then kept in a glove box to allow to cool to room temperature). 3-Pyrroline (96%) was purchased from Alfa. Isoindoline (98%) was purchased from TCI. Aldehydes were distilled right before use. Toluene, 1,4-dioxane and tetrahydrofuran were dried over sodium wire with benzophenone as the indicator and distilled freshly before use. Other reagents were used as received without further treatment. All the temperatures are referred to the oil baths used.

**General spectroscopic methods.** <sup>1</sup>H NMR spectra were obtained at 20 °C using a Bruker spectrometer operating at 300 MHz. <sup>13</sup>C NMR spectra were obtained at 20 °C using a Bruker spectrometer operating at 75 MHz. <sup>1</sup>H NMR, <sup>13</sup>C NMR and high-performance liquid chromatography spectra are supplied for all compounds: see Supplementary Figs 1–90. See Supplementary Methods for the characterization data of compounds not listed in this part.

**Synthesis of compound 4aa.** To a flame-dried Schlenk tube were added CuBr (98% purity, 29.5 mg, 0.2 mmol) and 4 Å molecular sieves (300.7 mg) inside a glove box. **1a** (84.5 mg, 1.0 mmol)/toluene (1.0 ml), **2a** (122.9 mg, 1.1 mmol)/toluene (1.0 ml) and 3-pyrroline (96% purity, 86.7 mg, 1.2 mmol)/toluene (1.0 ml) were then added sequentially under Ar atmosphere. The Schlenk tube was then stirred at 40 °C until completion of the reaction as monitored by thin-layer chromatography (TLC; 24 h). The crude reaction mixture was filtered through a short pad of silica gel eluted with ether (30 ml). After evaporation, the residue was purified by



**Figure 3 | Synthesis of four diastereoisomers of 4ea.** When a chiral propargylic alcohol was used, we got four diastereoisomers of **4ea** easily using either  $(R,R)$ -N-Pinap or  $(R,S)$ -N-Pinap as the ligand with this protocol. equiv, equivalent.

**Table 4 | Optimization of the reaction conditions with normal terminal alkynes\*.**

Entry	CuBr (mol%)	CuCl (mol%)	Solvent	Yield of 3ja (%) <sup>†</sup>	Yield of 4ja (%) <sup>†</sup>
1	20	-	Toluene	70	20
2	30	-	Toluene	65	24
3	20	20	Toluene	26	63
4	20	30	Toluene	24	60
5	20	20	Dioxane	2	79
6	10	20	Dioxane	46	34
<b>7<sup>‡</sup></b>	<b>20</b>	<b>20</b>	<b>Dioxane</b>	<b>0</b>	<b>92</b>

\*General conditions: 1-octyne (0.5 mmol), **2a** (0.55 mmol), 3-pyrroline (0.55 mmol), 4 Å MS (150 mg), CuCl, CuBr and solvent (3 ml) were heated at 40 °C in a tube under Ar atmosphere for 24 h.

<sup>†</sup>NMR yield.

<sup>‡</sup>1-Octyne (1.0 mmol), **2a** (1.1 mmol), 3-pyrroline (1.2 mmol), 4 Å MS (300 mg) and dioxane (3.0 ml) were used.

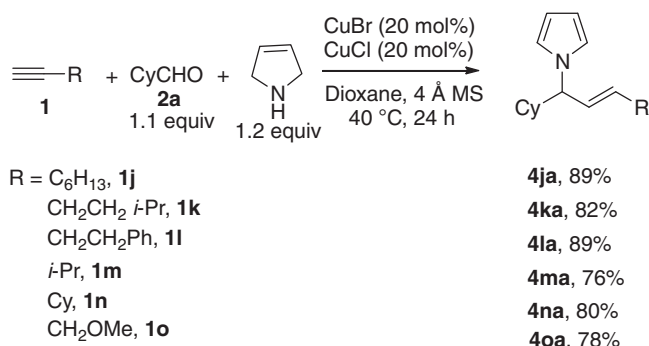
chromatography on silica gel to afford **4aa** (219.4 mg, 88%; eluent: petroleum ether/ethyl acetate = 20/1 to 10/1) as a liquid:  $^1\text{H NMR}$  (300 MHz,  $\text{CDCl}_3$ )  $\delta$  = 6.66 (t,  $J$  = 2.0 Hz, 2 H, from pyrrolyl), 6.14 (t,  $J$  = 2.1 Hz, 2 H, from pyrrolyl), 5.85 (dd,  $J_1$  = 15.6 Hz,  $J_2$  = 8.1 Hz, 1 H, one proton from CH = CH), 5.68 (d,  $J$  = 15.6 Hz, 1 H, one proton from CH = CH), 4.00 (t,  $J$  = 8.6 Hz, 1 H, NCHC = C), 1.83–1.58 (m, 5 H, protons from Cy), 1.49 (s, 1 H, OH), 1.35–1.05 (m, 10 H, protons from Cy and  $\text{OC}(\text{CH}_3)_2$ ), 0.99–0.75 (m, 2 H, protons from Cy);  $^{13}\text{C NMR}$  (75 MHz,  $\text{CDCl}_3$ )  $\delta$  = 141.0, 125.3, 119.2, 107.4, 70.6, 67.3, 43.0, 30.3, 29.8, 29.6, 26.2, 25.93, 25.87; mass spectrometry (electrospray ionization) (MS (ESI))  $m/z$  = 248 ( $\text{M} + \text{H}^+$ ); infrared (IR; neat):  $\nu$  = 3,331, 2,972, 2,930, 2,849, 1,488, 1,447, 1,403, 1,377, 1,359, 1,336, 1,320, 1,264, 1,225, 1,185, 1,143, 1,091, 1,064, 1,054  $\text{cm}^{-1}$ ; high-resolution mass spectrometry (HRMS) calculated for  $\text{C}_{16}\text{H}_{26}\text{NO}$  [ $\text{M} + \text{H}^+$ ]: 248.2009, found: 248.2006.

**Synthesis of compound (S)-4aa.** To a flame-dried Schlenk tube were added CuBr (98% purity, 3.6 mg, 0.025 mmol) and (*R,R*)-*N*-Pinap (97% purity, 15.8 mg, 0.0275 mmol) inside a glove box. The Schlenk tube was taken out, toluene (1 ml) was then added under Ar atmosphere. The Schlenk tube was then stirred at room temperature for 1 h. 4 Å molecular sieves (150.1 mg), **1a** (42.0 mg, 0.5 mmol)/toluene (0.5 ml), **2a** (61.8 mg, 0.55 mmol)/toluene (0.5 ml) and 3-pyrroline (96% purity, 39.7 mg, 0.55 mmol)/toluene (0.5 ml) were then added sequentially under Ar atmosphere. The Schlenk tube was then stirred at room temperature until completion of the reaction as monitored by TLC (22 h). The crude reaction mixture was filtered through a short pad of silica gel eluted with ether (30 ml). After evaporation, the residue was filtered through a short column of silica gel (eluent: petroleum ether/ethyl acetate/ $\text{Et}_3\text{N}$  = 250/50/0.13 ml) to collect the crude propargylic amine (*S*)-**3aa** after evaporation, which was used in the next step directly. To another Schlenk tube was added CuCl (24.8 mg, 0.25 mmol) inside a glove box; the above crude product was then dissolved in toluene (5.0 ml) and transferred to

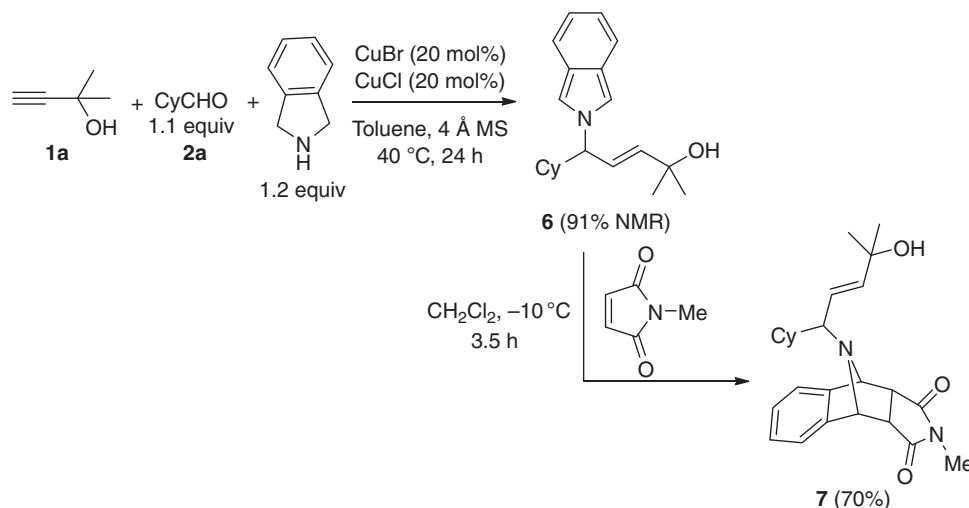
the Schlenk tube under Ar atmosphere. The Schlenk tube was then stirred at 50 °C until completion of the reaction as monitored by TLC (14 h). The crude reaction mixture was filtered through a short pad of silica gel eluted with ether (30 ml). After evaporation, the residue was purified by chromatography on silica gel to afford (*S*)-**4aa** (77.4 mg, 63%; 5% of (*S*)-**3aa** was observed by NMR analysis of crude product; eluent: petroleum ether/ethyl acetate = 20/1 to 10/1) as a liquid: 97% ee (high-performance liquid chromatography conditions: Chiralcel AD-H column, hexane/*i*-PrOH = 200/1, 1.0 ml  $\text{min}^{-1}$ ,  $\lambda$  = 214 nm,  $t_{\text{R}}$ (major) = 41.5 min,  $t_{\text{R}}$ (minor) = 46.1 min);  $[\alpha]_{\text{D}}^{25}$  = +62.8 ( $c$  = 1.08,  $\text{CHCl}_3$ );  $^1\text{H NMR}$  (300 MHz,  $\text{CDCl}_3$ )  $\delta$  = 6.65 (t,  $J$  = 2.2 Hz, 2 H, from pyrrolyl), 6.13 (t,  $J$  = 2.1 Hz, 2 H, from pyrrolyl), 5.84 (dd,  $J_1$  = 15.6 Hz,  $J_2$  = 8.1 Hz, 1 H, one proton from CH = CH), 5.68 (d,  $J$  = 15.6 Hz, 1 H, one proton from CH = CH), 4.00 (t,  $J$  = 8.6 Hz, 1 H, NCHC = C), 1.82–1.58 (m, 6 H, protons from Cy and OH), 1.35–1.05 (m, 10 H, protons from Cy and  $\text{OC}(\text{CH}_3)_2$ ), 0.97–0.74 (m, 2 H, protons from Cy);  $^{13}\text{C NMR}$  (75 MHz,  $\text{CDCl}_3$ )  $\delta$  = 141.0, 125.3, 119.2, 107.4, 70.6, 67.3, 43.0, 30.3, 29.8, 29.6, 26.2, 25.94, 25.88; MS (ESI)  $m/z$  = 248 ( $\text{M} + \text{H}^+$ ); IR (neat):  $\nu$  = 3,379, 2,971, 2,923, 2,852, 1,487, 1,449, 1,405, 1,362, 1,318, 1,263, 1,230, 1,186, 1,150, 1,088, 1,065  $\text{cm}^{-1}$ ; HRMS calculated for  $\text{C}_{16}\text{H}_{26}\text{NO}$  [ $\text{M} + \text{H}^+$ ]: 248.2009, found: 248.2010.

**Synthesis of compound 4ja.** To a flame-dried Schlenk tube were added CuBr (98% purity, 29.8 mg, 0.2 mmol), CuCl (19.8 mg, 0.2 mmol) and 4 Å molecular sieves (300.1 mg) inside a glove box. **1j** (98% purity, 112.6 mg, 1.0 mmol)/dioxane (1.0 ml), **2a** (124.0 mg, 1.1 mmol)/dioxane (1.0 ml) and 3-pyrroline (96% purity, 87.0 mg, 1.2 mmol)/dioxane (1.0 ml) were then added sequentially under Ar atmosphere. The Schlenk tube was then stirred at 40 °C until completion of the reaction as monitored by TLC analysis (24 h). The crude reaction mixture was filtered through a short pad of silica gel eluted with ether (30 ml). After evaporation, the residue was purified by chromatography on silica gel to afford **4ja** (244.3 mg, 89%; eluent: petroleum ether/ethyl acetate = 100/1) as a liquid:  $^1\text{H NMR}$  (300 MHz,  $\text{CDCl}_3$ )  $\delta$  = 6.65 (t,  $J$  = 2.2 Hz, 2 H, from pyrrolyl), 6.12 (t,  $J$  = 2.1 Hz, 2 H, from pyrrolyl), 5.67–5.47 (m, 2 H, CH = CH), 3.97 (t,  $J$  = 8.2 Hz, 1 H, NCHC = C), 2.06–1.95 (m, 2 H, C = CCH<sub>2</sub>), 1.83–1.58 (m, 5 H, protons from Cy), 1.41–1.05 (m, 12 H, protons from Cy and four CH<sub>2</sub>), 0.96–0.74 (m, 5 H, protons from Cy and CH<sub>3</sub>);  $^{13}\text{C NMR}$  (75 MHz,  $\text{CDCl}_3$ )  $\delta$  = 134.1, 128.4, 119.0, 107.2, 67.8, 43.0, 32.3, 31.6, 30.2, 29.7, 29.0, 28.8, 26.3, 26.0, 25.9, 22.6, 14.0; MS (ESI)  $m/z$  = 274 ( $\text{M} + \text{H}^+$ ); IR (neat):  $\nu$  = 2,924, 2,853, 1,487, 1,449, 1,264, 1,089  $\text{cm}^{-1}$ ; HRMS calculated for  $\text{C}_{19}\text{H}_{32}\text{N}$  [ $\text{M} + \text{H}^+$ ]: 274.2529, found: 274.2527.

**Synthesis of compound 7.** To a flame-dried Schlenk tube were added CuBr (98% purity, 29.8 mg, 0.2 mmol), CuCl (19.6 mg, 0.2 mmol) and 4 Å molecular sieves (300.0 mg) inside a glove box. **1a** (83.8 mg, 1.0 mmol)/toluene (1.0 ml), **2a** (123.7 mg, 1.1 mmol)/toluene (1.0 ml) and isoindoline (98% purity, 146.4 mg, 1.2 mmol)/toluene (1.0 ml) were then added sequentially under Ar atmosphere. The Schlenk tube was then stirred at 40 °C until completion of the reaction as monitored by TLC (24 h). The crude reaction mixture was filtered through a short pad of silica gel eluted with ether (30 ml). After evaporation, the crude product **6** was used in the next step without further treatment. The crude product **6** was dissolved in 5 ml of  $\text{CH}_2\text{Cl}_2$  in a Schlenk tube. A solution of *N*-methylmaleimide (122.4 mg, 1.1 mmol) in 5 ml of  $\text{CH}_2\text{Cl}_2$  was added via a syringe over 5 min at –10 °C. The Schlenk tube was then stirred at this temperature until completion of

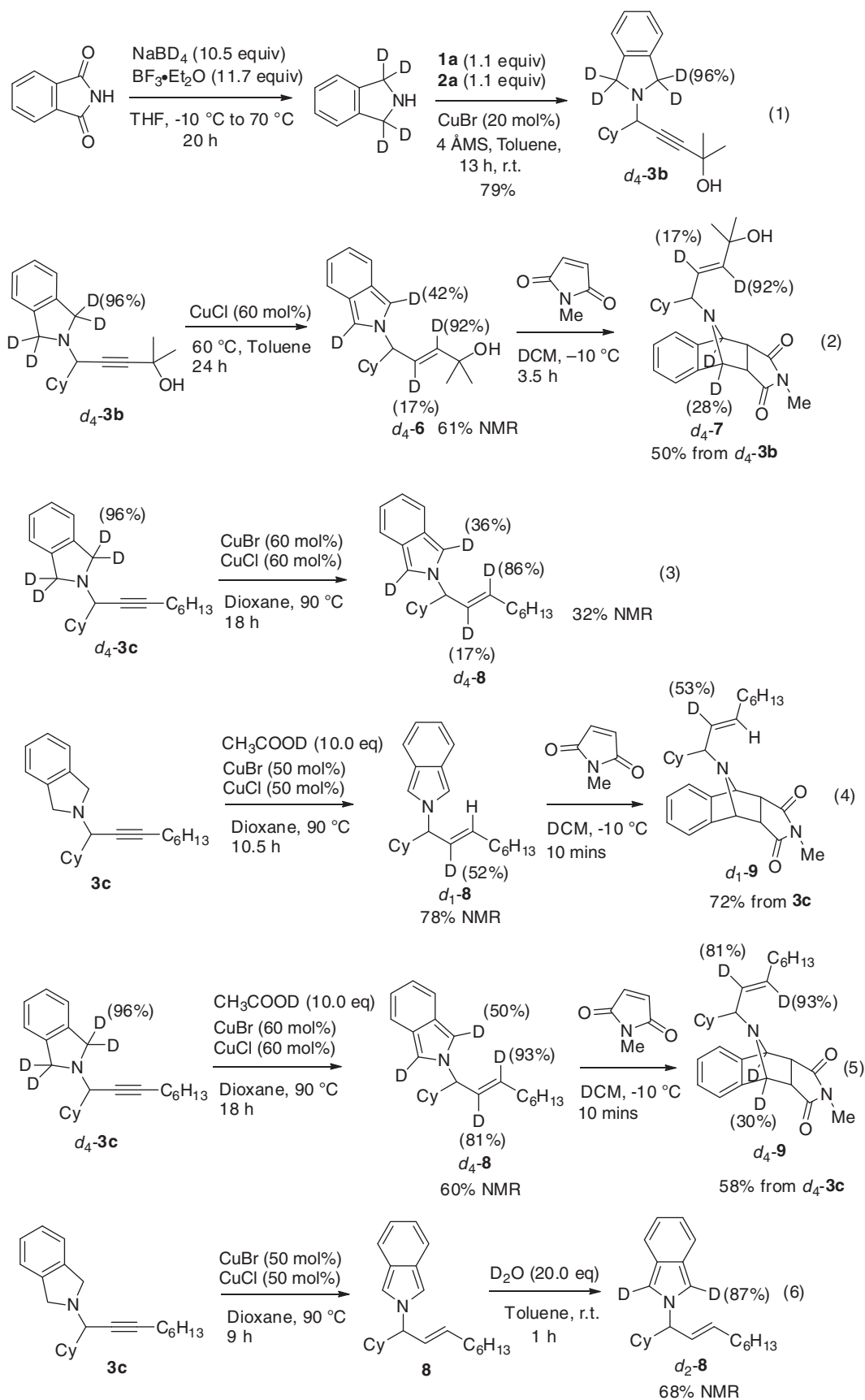


**Figure 4 | Reaction with simple non-functionalized terminal alkynes.** The reaction of various simple terminal alkynes with **2a** and 3-pyrroline gave *N*-allyl pyrrole **4** in good yields with the combination of CuBr and CuCl in dioxane. equiv, equivalent.

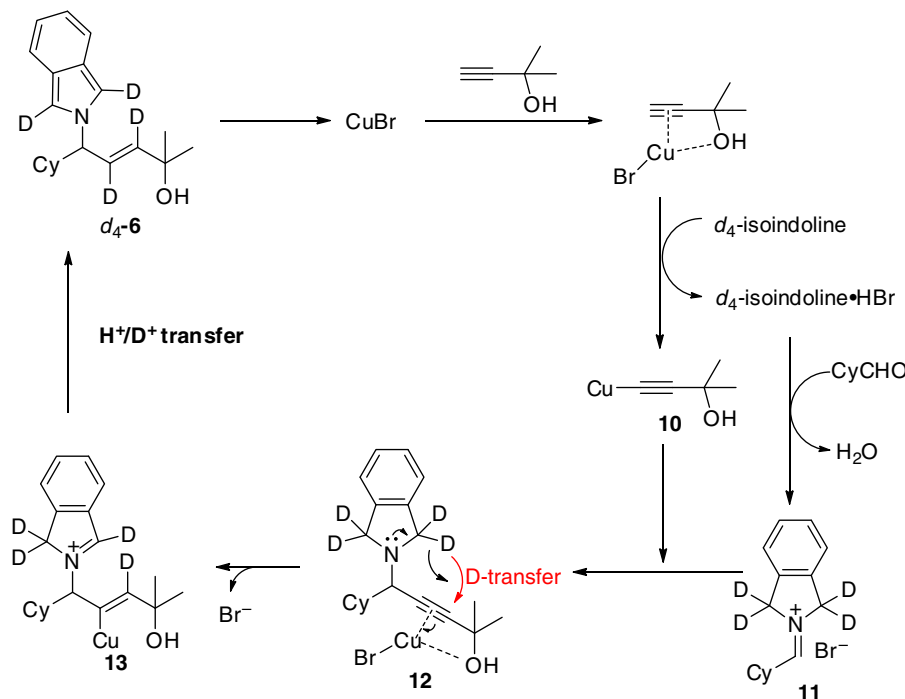


**Figure 5 | A reaction with isoindoline.** The reaction of isoindoline with **1a** and **2a** afforded *N*-allyl isoindole **6**, which was converted to **7** by Diels-Alder reaction with *N*-methylmaleimide. equiv, equivalent.





**Figure 6 | Deuterium-labeling experiments.** (1) Preparation of deuterium-labeled propargylic amine *d*<sub>4</sub>-3b. (2) Reaction of *d*<sub>4</sub>-3b gave *d*<sub>4</sub>-6. (3) Reaction of *d*<sub>4</sub>-3c giving *d*<sub>4</sub>-8. (d) Reaction of 3c employing AcOD giving *d*<sub>1</sub>-8. (e) Reaction of *d*<sub>4</sub>-3c employing AcOD giving *d*<sub>4</sub>-8. (f) Reaction of 8 with D<sub>2</sub>O giving *d*<sub>2</sub>-8. equiv, equivalent.



**Figure 7 | Proposed mechanism for CuBr-catalysed A<sup>3</sup>-coupling/reduction reaction.** The key step is the formation of propargylic amines followed by 1,5-Hydride transfer, aromatization and protodemetalation.

the reaction as monitored by TLC (3.5 h). After evaporation, the residue was purified by chromatography on silica gel to afford **7** (285.7 mg, 70%; eluent: petroleum ether/ethyl acetate = 2/1) as a liquid: <sup>1</sup>H NMR (300 MHz, CDCl<sub>3</sub>) δ = 7.27–7.13 (m, 4 H, Ar–H), 5.51–5.44 (m, 2 H, CH = CH), 4.76 (d, *J* = 4.5 Hz, 1 H, NCHAR), 4.69 (d, *J* = 4.8 Hz, 1 H, NCHAR), 3.68–3.57 (m, 2 H, 2 × CHC = O), 2.35 (q, *J* = 3.9 Hz, 1 H, NCH–C = C), 2.25 (s, 3 H, O = C–NCH<sub>3</sub>), 1.90–1.60 (m, 5 H, protons from Cy and OH), 1.48–0.75 (m, 13 H, protons from Cy and OC(CH<sub>3</sub>)<sub>2</sub>); <sup>13</sup>C NMR (75 MHz, CDCl<sub>3</sub>) δ = 176.1, 176.0, 141.7, 140.4, 139.8, 127.5, 127.4, 124.4, 122.8, 122.6, 70.5, 65.5, 64.7, 63.4, 47.3, 46.8, 40.4, 30.9, 29.9, 29.7, 26.6, 26.5, 26.4, 23.63, 23.61; MS (ESI) *m/z* = 409 (M + H<sup>+</sup>); IR (neat): ν = 3,453, 2,924, 2,852, 1,774, 1,693, 1,433, 1,378, 1,286, 1,235, 1,206, 1,126, 1,064 cm<sup>-1</sup>; HRMS calculated for C<sub>25</sub>H<sub>33</sub>N<sub>2</sub>O<sub>3</sub> [M + H<sup>+</sup>]: 409.2486, found: 409.2489.

**Synthesis of compound d<sub>4</sub>-3b.** To a flame-dried 250 ml three-necked flask was added *o*-phthalimide (1.2941 g, 8.8 mmol), tetrahydrofuran (90 ml) and sodium tetradeuteridoborate (3.8513 g, 92.0 mmol) sequentially under Ar atmosphere. After being cooled to –10 °C, BF<sub>3</sub>·Et<sub>2</sub>O (12.7 ml, *d* = 1.15 g ml<sup>-1</sup>, 102.6 mmol) was added slowly via a syringe. Once the addition was complete, the reaction mixture was heated at 70 °C with stirring. After 20 h, the reaction mixture was allowed to cool to 0 °C, quenched slowly with cold water (18 ml), diluted with ethyl acetate (140 ml) and adjusted pH value to 10 using an aqueous solution of NaOH (6.0 M). The organic layer was separated, washed with brine (4 × 70 ml) and dried over anhydrous Na<sub>2</sub>SO<sub>4</sub>. Solvent was removed *in vacuo*. The residual green solid was diluted with diethyl ether (50 ml) and acidified to pH 2 using an aqueous solution of HCl (6.0 M) with stirring at 0 °C. The aqueous layer was separated, adjusted pH value to 10 using an aqueous solution of NaOH (6.0 M) at 0 °C and extracted with ethyl acetate (100 ml). The organic layer was separated, washed with brine (3 × 70 ml), dried over anhydrous Na<sub>2</sub>SO<sub>4</sub> and rotary evaporated to give the crude d<sub>4</sub>-isoindoline (431.2 mg) as an oil, which was used in the next step without further treatment. To a flame-dried Schlenk tube were added CuBr (98% purity, 103.1 mg, 0.7 mmol) and 4 Å molecular sieves (1.0002 g) inside a glove box. **1a** (328.9 mg, 3.9 mmol)/toluene (2.0 ml), **2a** (437.7 mg, 3.9 mmol)/toluene (2.0 ml) and the crude d<sub>4</sub>-isoindoline (431.2 mg, 3.5 mmol)/toluene (6.0 ml) were then added sequentially under Ar atmosphere. The Schlenk tube was then stirred at room temperature until completion of the reaction as monitored by TLC (13 h). The crude reaction mixture was filtered through a short pad of silica gel eluted with ether (50 ml). After evaporation, the residue was purified by chromatography on silica gel to afford d<sub>4</sub>-**3b** (831.3 mg, 79%) as a liquid: <sup>1</sup>H NMR (300 MHz, CDCl<sub>3</sub>) δ = 7.21–7.12 (m, 4 H, Ar–H), 3.31 (d, *J* = 9.0 Hz, 1 H, CHC≡C), 2.41 (bs, 1 H, OH), 2.10–1.94 (m, 2 H, protons from Cy), 1.81–1.62 (m, 3 H, protons from Cy), 1.57–1.39 (m, 7 H, protons from Cy and OC(CH<sub>3</sub>)<sub>2</sub>), 1.35–0.94 (m, 5 H, protons from Cy); <sup>1</sup>H NMR (300 MHz, CDCl<sub>3</sub>), the following signal is discernible for **3b**: δ = 3.97 (d, *J* = 11.4 Hz, 0.17 H, two NCH<sub>2</sub>); <sup>13</sup>C NMR (75 MHz, CDCl<sub>3</sub>) δ = 139.7, 126.4, 122.2, 92.4, 79.2, 65.0, 60.1, 54.4 (quint, *J*<sub>C–D</sub> = 20.7 Hz), 40.9, 31.7, 31.6,

30.3, 30.2, 26.5, 26.02, 25.97; MS (ESI) *m/z* = 302 (M + H<sup>+</sup>); IR (neat): ν = 3,395, 2,979, 2,923, 2,851, 2,788, 1,464, 1,449, 1,362, 1,223, 1,165, 1,133, 1,069 cm<sup>-1</sup>; HRMS calculated for C<sub>20</sub>H<sub>24</sub>D<sub>4</sub>NO [M + H<sup>+</sup>]: 302.2416, found: 302.2418.

**Synthesis of compound d<sub>4</sub>-7.** To a flame-dried Schlenk tube were added CuCl (77.0 mg, 0.77 mmol) inside a glove box. d<sub>4</sub>-**3b** (386.8 mg, 1.28 mmol)/toluene (5 ml) were then added sequentially under Ar atmosphere. The Schlenk tube was then stirred at 60 °C until completion of the reaction as monitored by TLC (24 h). The crude reaction mixture was filtered through a short pad of silica gel eluted with ether (30 ml). After evaporation, the crude product d<sub>4</sub>-**6** was used in the next step without further treatment. <sup>1</sup>H NMR analysis of the crude d<sub>4</sub>-**6** showed occurrence of 92% and 17% deuteration at γ-position and β-position of *N*-allylisoindole **6**. The crude product d<sub>4</sub>-**6** was dissolved in 6 ml of CH<sub>2</sub>Cl<sub>2</sub> in a Schlenk tube. A solution of *N*-methylmaleimide (97.8 mg, 0.88 mmol) in 4 ml of CH<sub>2</sub>Cl<sub>2</sub> was added via a syringe over 5 min at –10 °C. The Schlenk tube was then stirred at this temperature until completion of the reaction as monitored by TLC (3.5 h). After evaporation, the residue was purified by chromatography on silica gel to afford d<sub>4</sub>-**7** (262.5 mg, 50%; eluent: petroleum ether/ethyl acetate = 2/1) as a liquid: <sup>1</sup>H NMR (400 MHz, CDCl<sub>3</sub>) δ = 7.27–7.13 (m, 4 H, Ar–H), 3.68–3.58 (m, 2 H, two CHC = O), 2.40–2.30 (m, 1 H, NCH–C = C), 2.25 (s, 3 H, NCH<sub>3</sub>), 2.05–1.60 (m, 5 H, protons from Cy and OH), 1.48–0.79 (m, 13 H, protons from Cy and OC(CH<sub>3</sub>)<sub>2</sub>); <sup>1</sup>H NMR (400 MHz, CDCl<sub>3</sub>), the following signal is discernible for **7**: δ = 5.51–5.44 (m, 0.9 H, CH = CH), 4.76 (d, *J* = 4.4 Hz, 0.72 H, NCHAR), 4.70 (d, *J* = 4.0 Hz, 0.72 H, NCHAR); MS (ESI) *m/z* = 413 (M + H<sup>+</sup>).

**Synthesis of compound d<sub>4</sub>-9.** To a flame-dried Schlenk tube were added CuCl (29.5 mg, 0.3 mmol) and CuBr (98% purity, 43.7 mg, 0.3 mmol) inside a glove box. d<sub>4</sub>-**3c** (163.0 mg, 0.5 mmol)/dioxane (3 ml) and CH<sub>3</sub>COOD (288 μl, *d* = 1.059 g ml<sup>-1</sup>, 5.0 mmol) were then added sequentially under Ar atmosphere. The Schlenk tube was then stirred at 90 °C until completion of the reaction as monitored by TLC (18 h). The crude reaction mixture was filtered through a short pad of silica gel eluted with toluene (30 ml). After evaporation, the crude product d<sub>4</sub>-**8** was used in the next step without further treatment. <sup>1</sup>H NMR analysis of the crude d<sub>4</sub>-**8** showed occurrence of 93% and 81% deuteration at γ-position and β-position of *N*-allylisoindole **8**. The crude product d<sub>4</sub>-**8** was dissolved in 2.5 ml of CH<sub>2</sub>Cl<sub>2</sub> in a Schlenk tube. A solution of *N*-methylmaleimide (37.0 mg, 0.33 mmol) in 2.5 ml of CH<sub>2</sub>Cl<sub>2</sub> was added via a syringe over 5 min at –10 °C. The Schlenk tube was then stirred at this temperature until completion of the reaction as monitored by TLC (10 min). After evaporation, the residue was purified by chromatography on silica gel to afford d<sub>4</sub>-**9** (126.0 mg, 58%; eluent: petroleum ether/ethyl acetate = 10/1) as a liquid: <sup>1</sup>H NMR (300 MHz, CDCl<sub>3</sub>) δ = 7.26–7.11 (m, 4 H, Ar–H), 3.67–3.57 (m, 2 H, 2 × CHC = O), 2.35–2.27 (m, 1 H, NCH–C = C), 2.24 (s, 3 H, NCH<sub>3</sub>), 2.08–1.95 (m, 2 H, C = CCH<sub>2</sub>), 1.90–1.60 (m, 4 H, protons from Cy), 1.46–0.82 (m, 18 H, protons from Cy, 4 × CH<sub>2</sub> and CH<sub>3</sub>); <sup>1</sup>H NMR (300 MHz, CDCl<sub>3</sub>), the following



signal is discernible for **9**:  $\delta = 5.36\text{--}5.20$  (m, 0.26 H, CH = CH), 4.79–4.69 (m, 1.39 H,  $2 \times \text{NCHAr}$ ).

## References

1. Wei, C., Li, Z. & Li, C.-J. The development of  $A^3$ -coupling (aldehyde-alkyne-amine) and  $AA^3$ -coupling (asymmetric aldehyde-alkyne-amine). *Synlett* **9**, 1472–1483 (2004).
2. Zani, L. & Bolm, C. Direct addition of alkynes to imines and related C=N electrophiles: a convenient access to propargylamines. *Chem. Commun.* 4263–4275 (2006).
3. Yoo, W.-J., Zhao, L. & Li, C.-J. The  $A^3$ -coupling (Aldehyde-Alkyne-Amine) reaction: a versatile method for preparation of propargylamines. *Aldrichimica Acta* **44**, 43–51 (2011).
4. Peshkov, V. A., Pereshivko, O. P. & Van der Eycken, E. V. A walk around the  $A^3$ -coupling. *Chem. Soc. Rev.* **41**, 3790–3807 (2012).
5. Fan, W. & Ma, S. An easily removable stereo-dictating group for enantioselective synthesis of propargylic amines. *Chem. Commun.* **49**, 10175–10177 (2013).
6. Ye, J. *et al.* Catalytic asymmetric synthesis of optically active allenes from terminal alkynes. *Org. Lett.* **14**, 1346–1349 (2012).
7. Trost, B. M., Ball, Z. T. & Jöge, T. A chemoselective reduction of alkynes to (*E*)-alkenes. *J. Am. Chem. Soc.* **124**, 7922–7923 (2002).
8. Shirakawa, E., Otsuka, H. & Hayashi, T. Reduction of alkynes into 1,2-dideuterioalkenes with hexamethyldisilane and deuterium oxide in the presence of a palladium catalyst. *Chem. Commun.* 5885–5886 (2005).
9. Luo, F., Pan, C., Wang, W., Ye, Z. & Cheng, J. Palladium-catalyzed reduction of alkynes employing  $\text{HSiEt}_3$ : stereoselective synthesis of *trans*- and *cis*-alkenes. *Tetrahedron* **66**, 1399–1403 (2010).
10. Shen, R. *et al.* Facile regio- and stereoselective hydrometalation of alkynes with a combination of carboxylic acids and group 10 transition metal complexes: selective hydrogenation of alkynes with formic acid. *J. Am. Chem. Soc.* **133**, 17037–17044 (2011).
11. Reyes-Sánchez, A. *et al.* Nickel-catalyzed transfer semihydrogenation and hydroamination of aromatic alkynes using amines as hydrogen donors. *Organometallics* **30**, 3340–3345 (2011).
12. Li, J. & Hua, R. Stereodivergent ruthenium-catalyzed transfer semihydrogenation of diaryl alkynes. *Chem. Eur. J.* **17**, 8462–8465 (2011).
13. Radkowski, K., Sundararaju, B. & Fürster, A. A functional-group-tolerant catalytic *trans* hydrogenation of alkynes. *Angew. Chem. Int. Ed.* **52**, 355–360 (2013).
14. Michaelides, I. N. & Dixon, D. J. Catalytic stereoselective semihydrogenation of alkynes to *E*-alkenes. *Angew. Chem. Int. Ed.* **52**, 806–808 (2013).
15. Knöpfel, T. F., Aschwanden, P., Ichikawa, T., Watanabe, T. & Carreira, E. M. Readily available biaryl P,N ligands for asymmetric catalysis. *Angew. Chem. Int. Ed.* **43**, 5971–5973 (2004).
16. Aschwanden, P., Stephenson, C. R. J. & Carreira, E. M. Highly enantioselective access to primary propargylamines: 4-piperidinone as a convenient protecting group. *Org. Lett.* **8**, 2437–2440 (2006).
17. Wei, C. & Li, C.-J. Enantioselective direct-addition of terminal alkynes to imines catalyzed by copper(I)pybox complex in water and in toluene. *J. Am. Chem. Soc.* **124**, 5638–5639 (2002).
18. Gommermann, N., Koradin, C., Polborn, K. & Knochel, P. Enantioselective copper(I)-catalyzed three-component reaction for the preparation of propargylamines. *Angew. Chem. Int. Ed.* **42**, 5763–5766 (2003).

## Acknowledgements

Financial support from the National Natural Science Foundation of China (21232006) and the National Basic Research Program of China (2011CB808700) is greatly appreciated. We thank Mr Xinjun Tang in this group for reproducing the results of the preparation of **4ea** in Table 2, (*S,R*)-**4ea** in Fig. 3 and **4la** in Fig. 4.

## Author contributions

S.M. directed the research and W.F. performed the experiments, deuterium-labeled studies and data analysis. W.Y. performed some experiments. The paper was written by S.M. and W.F.

## Additional information

**Supplementary Information** accompanies this paper at <http://www.nature.com/naturecommunications>

**Competing financial interests:** The authors declare no competing financial interests.

**Reprints and permission** information is available online at <http://npg.nature.com/reprintsandpermissions/>

**How to cite this article:** Fan, W. *et al.* Unexpected *E*-stereoselective reductive  $A^3$ -coupling reaction of terminal alkynes with aldehydes and amines. *Nat. Commun.* 5:3884 doi: 10.1038/ncomms4884 (2014).