



Direct Alcohol Fuel Cells: A Comparative Review of Acidic and Alkaline Systems

Enrico Berretti¹ · Luigi Osmieri² · Vincenzo Baglio³ · Hamish A. Miller¹ · Jonathan Filippi¹ · Francesco Vizza¹ · Monica Santamaria⁴ · Stefania Specchia^{3,5} · Carlo Santoro⁶ · Alessandro Lavacchi¹

Received: 14 June 2022 / Revised: 17 March 2023 / Accepted: 11 May 2023 / Published online: 24 August 2023
© The Author(s) 2023

Abstract

In the last 20 years, direct alcohol fuel cells (DAFCs) have been the subject of tremendous research efforts for the potential application as on-demand power sources. Two leading technologies respectively based on proton exchange membranes (PEMs) and anion exchange membranes (AEMs) have emerged: the first one operating in an acidic environment and conducting protons; the second one operating in alkaline electrolytes and conducting hydroxyl ions. In this review, we present an analysis of the state-of-the-art acidic and alkaline DAFCs fed with methanol and ethanol with the purpose to support a comparative analysis of acidic and alkaline systems, which is missing in the current literature. A special focus is placed on the effect of the reaction stoichiometry in acidic and alkaline systems. Particularly, we point out that, in alkaline systems, OH^- participates stoichiometrically to reactions, and that alcohol oxidation products are anions. This aspect must be considered when designing the fuel and when making an energy evaluation from a whole system perspective.

Keywords Fuel cells · Ethanol · Methanol · Anion exchange electrolyte · Proton exchange electrolyte

1 Introduction

Fuel cells (FCs) are an electrochemical energy technology that directly convert the chemical energy of a fuel into electrical energy [1]. Such energy conversion is based on the concurrent electrochemical oxidation of a fuel at the anode and the reduction of an oxidant at the cathode. The most widely investigated FCs use hydrogen as fuel and oxygen (pure or within environmental air) as oxidants. Hydrogen FCs are already available in the market; in the future, they will play a relevant role in the decarbonization of transportation, residential usage, and industry [2]. However, hydrogen FCs require a complex balance of plant and are not suitable for powering, e.g., small portable devices [3]. Oppositely, fuels that are liquid at ambient temperature and pressure show the potential for portable power applications, as they allow operation at ambient pressure, with the advantage of a much easier storage [4].

Among the potential liquid fuels for FCs, alcohols have attracted most of the attention. This is due to the fact that they are thermodynamically unstable and, in principle, easy to oxidize with reduction potentials close to that of hydrogen [5, 6]. This basic fact guarantees that an FC fed with alcohol, known as the direct alcohol fuel cell

✉ Carlo Santoro
carlo.santoro@unimib.it

✉ Alessandro Lavacchi
alessandro.lavacchi@iccom.cnr.it

¹ Italian National Research Council (CNR) - Institute of Chemistry of OrganoMetallic Compounds (ICCOM), Via Madonna Del Piano 10, 50019 Sesto Fiorentino, Florence, Italy

² Materials Physics and Applications Division, Los Alamos National Laboratory, Los Alamos, NM 87545, USA

³ Italian National Research Council (CNR) – Institute for Advanced Energy Technology “Nicola Giordano” (CNR-ITAE), Via Salita S. Lucia 5, 98126 Messina, Italy

⁴ Engineering Department, University of Palermo, Viale delle Scienze, 90128 Palermo, Italy

⁵ Department of Applied Science and Technology, Politecnico di Torino, Corso Duca degli Abruzzi 24, 10129 Turin, Italy

⁶ Electrocatalysis and Bioelectrocatalysis Laboratory, Department of Material Science, University of Milano-Bicocca, Building U5, Via Cozzi 55, 20125 Milan, Italy

(DAFC), can show open circuit potentials exceeding 1 V. The most investigated DAFCs use methanol (direct methanol fuel cells (DMFCs)) and ethanol (direct ethanol fuel cells (DEFCs)). The use of methanol and ethanol in FCs has several key advantages: (1) methanol and ethanol are easy to store and distribute; (2) they possess high volumetric energy density [7, 8]; (3) both can be obtained by fermentation or transformation of biomass and waste biomass with environmentally friendly processes that contribute to circular economy [9].

However, there are critical issues that prevent the commercial exploitation of DAFCs. Alcohols have much lower mass-weighted energy density than hydrogen [10, 11]. Being alcohols relatively more complex compared to hydrogen, their electrooxidation has knottier kinetics requiring higher activation energy than hydrogen oxidation. The kinetics also affects the oxidation products. Indeed, while methanol is usually fully oxidized to CO_2 or carbonates depending on pH values, the cleavage of the C–C bond in ethanol is difficult and the most relevant oxidation pathways lead to the transfer of only 2 or 4 electrons instead of the theoretical maximum number of 12 electrons. This aspect limits the Faradaic efficiency of the device, significantly reducing the ability of DEFCs to exploit the energy content of the fuel. Possibly, the complete oxidation of ethanol to CO_2 is the most relevant kinetic issue in DAFCs [12]. Many researchers have indeed worked for developing electrocatalysts able to cleave the C–C bond in ethanol, but despite of some interesting advances and successful examples [13, 14], the complete oxidation is still the less probable pathway.

A further important drawback of DAFCs is the permeability of membranes to the alcohols; this phenomenon is known as fuel crossover. Crossover affects much the performance of DAFCs for two reasons: (i) the loss of fuel and (ii) the decrease of the cell potential because of the mixed potentials at the cathode [15]. In the latter case, the alcohol is oxidized at the cathode, with its electrocatalyst not selective for the sole reduction reaction but active toward the oxidation of alcohols. So far, important research has been carried out on the anodic electrocatalysis, and in parallel, important effort has also been spent on the cathodic reaction to avoid mixed potentials. In addition, membranes play a crucial role as both an ion conductor and a physical separator to create a barrier for diminishing the negative effects derived from the alcohol crossover.

In DAFCs, two leading technologies have emerged based on: (i) proton exchange membranes (PEMs) [16] and (ii) anion exchange membranes (AEMs) [17]. DAFCs based on PEMs have been developed mainly for the availability of commercial membranes (e.g., Nafion) previously developed for PEMFCs and inherited entirely from that technology. Later, the increasing availability of efficient commercial

AEMs (e.g., Tokuyama) has opened new venues in developing alkaline-based DAFC systems. While the two systems share the same aim of providing reliable and easy handling power sources, they have different features and related issues. Among them, it has to be mentioned that, during the oxidation of alcohols, alkaline systems provide product mixtures in the form of dissolved cations (e.g., carbonates for methanol oxidation and acetate for ethanol oxidation). This implies that alkaline DAFCs require stoichiometric amounts of alkali in the fuel. Indeed, according to the complete reaction scheme of the cell, hydroxides (OH^-) are consumed to balance the charge that forms from the oxidation of the neutral molecule of an alcohol to a negatively charge ion [18, 19].

However, alcohol oxidation in acidic conditions has a more demanding kinetics than in alkali [20]. Moreover, the use of alkaline electrolytes increases the durability of the components of the fuel cells. In fact, it is easier to tailor alkaline fuel concentrations to minimize bipolar plate degradation [21], carbon support dissolution [22] or anodic catalyst leaching [23]. Alkaline FCs also have a crucial advantage related to the cathodic reaction. Indeed, in alkaline media, the gap in the oxygen reduction reaction (ORR) electrocatalytic activity between platinum group metal (PGM) and platinum group metal-free (PGM-free) electrocatalysts is significantly reduced compared to in acidic systems, enabling the use of PGM-free electrocatalysts at the cathode. The utilization of PGM-free cathodes led to significant advantages, as PGM-free electrocatalysts are not active toward the oxidation of the alcohols and avoid potential drops (mixed potentials) due to the alcohol crossover from the anode to the cathode [24–26].

A comparative analysis of alkaline and acidic systems for DAFCs is currently missing in the existing literature. We believe that such comparison is of paramount importance to highlight the peculiarity of the systems. The purpose of this review is to present for the first time such a comparative analysis, also covering the recent advances on materials, operation, and technology of DAFCs. Moreover, so far, no analysis has been proposed on the effect of the nature of the oxidation products in acid and alkaline environment. Remarkably, in acids, the oxidation products are generally neutral, and the system operates with aqueous solutions of the alcohols in the anode compartment. Oppositely, alkaline systems require high concentrations of OH^- that is consumed stoichiometrically. Accordingly, the stoichiometric OH^- consumption happens to guarantee the reaction charge balance. This aspect must be considered in the design of the fuel of alkaline systems and may severely affect the energetics of the reactions. For example, it has been demonstrated that the kinetics of ethanol electrooxidation in alkali is affected more by the OH^- concentration than by the ethanol concentration [27]. The need for using OH^- also affects

the energy evaluation of the system as the production of alkali that happens most with the chloro-soda industry is highly energy intensive and may contribute importantly to the energy assessment of the technology. This aspect has already been demonstrated by the analysis of the case of electrochemical reforming of ethanol [28, 29] but has not yet been considered for DAFCs.

This review provides an initial brief description of the components of the DAFC membrane electrode assembly (MEA), the core of the fuel cell assembly. A description of the reactions occurring on the anode and the cathode of acid and alkaline DAFCs is elucidated. The thermodynamics and kinetics of alcohol oxidation reactions in alkaline and acid conditions are described, focusing the attention on the main differences between the two operating conditions. Then, the materials currently used for the membrane electrode assemblies (MEAs), named electrolytic membranes and electrocatalysts (anodes and cathodes), are introduced and described with an emphasis regarding their actual limitations. Membrane technologies used in acid and alkaline DAFCs are examined, introducing the most relevant and promising polymeric materials. Notably, the progress achieved by utilizing PGM-free electrocatalysts substituting PGM cathode electrocatalysts is deeply discussed, and its extraordinary tolerance towards alcohol oxidation is presented. Advancements in terms of operating condition optimization and transport phenomenon mitigation/control are deeply reviewed. The state-of-the-art electrochemical performance in terms of power density output is reported and discussed. Durability studies are also presented and considered. Ultimately, strategies adopted for overcoming problems are displayed, and future perspectives and outlooks are provided and suggested drawing a possible roadmap towards wide commercialization.

1.1 The Core of a DAFC: The Membrane Electrode Assembly

The MEA is the core of the fuel cell. This first section will briefly summarize its main constituents (a precise description of the fuel-cell components and assembly can be easily found in the already published literature and is out of the purpose of this review). Minor MEA constituent changes can be addressed between different FCs, depending on the fuels adopted for the different half-reactions [30]. In general, the MEA is constituted by three distinct elements: (1) an electrolytic membrane; (2) the electrocatalytic layers; (3) the diffusion layers (Fig. 1). The electrolytic polymeric membrane is positioned at the center of the MEA; it is made by a polymeric material which acts as: (a) a separator between the anodic and cathodic compartments of the fuel cell and (b) an ionic conductor for certain species (H^+ for proton exchange membranes, OH^- for

anion exchange membranes) which can migrate between the two compartments, closing the circuit and permitting the external current flowing in the cell. The membrane is also the prime responsible for fuel crossover, a detrimental phenomenon occurring in DAFCs, in which the fuel crosses the membrane from the anodic compartment, occupying catalyst active sites otherwise used for the cathodic reactions. The anodic and cathodic electrocatalytic layers are placed on the two sides of the membrane and present themselves in form of thin compact layer composed by a mixture of a finely dispersed electrocatalyst powders and ionomers. Particularly, DAFC electrocatalysts can be divided into two main and general groups: (1) metallic nanoparticles (for both anodic and cathodic reactions) supported over a carbon backbone and this is the typical case of platinum based electrocatalysts (Pt/C); and (2) electroactive functional groups of the type $M-N-C$ with M being a transition metal such as Mn, Fe, Co and Ni grafted onto the backbone of the support material (mainly for the cathodic reactions [31]) and this is the typical example of PGM-free electrocatalysts. The MEA is completed by the two diffusion layers (DLs), placed externally, and in contact with the two electrocatalytic layers. DLs have four main features that are the desired requisites: (i) porosity, (ii) electrical conductivity, (iii) chemical stability, and (iv) mechanical stability. These specific characteristics are required to: (a) permit the flow of fuel/byproducts to/from the electrocatalysts, (b) act as a current collector for the external leads of the FC, and (c) grant structural stability to the MEA, by sandwiching the electrocatalysts at the two

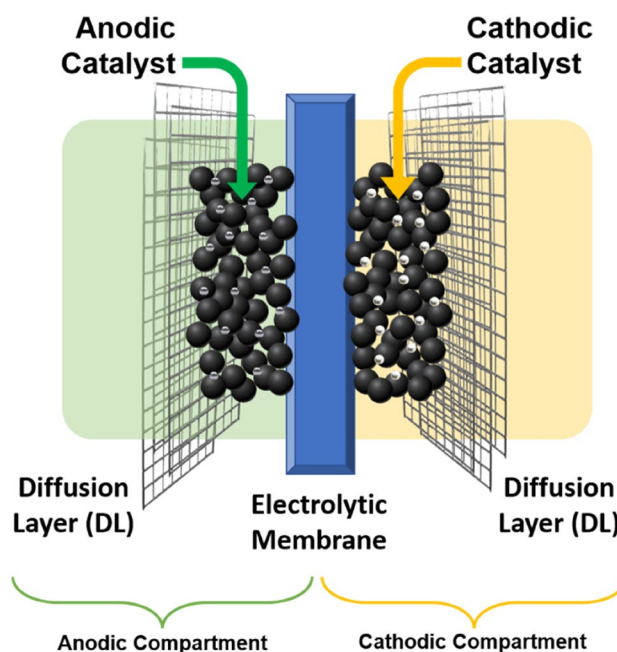


Fig. 1 Schematic diagram of a direct alcohol fuel cell

sides of the membrane and avoiding electrocatalyst loss into the fuel. Lab-grade FCs usually operate with carbon cloth or carbon paper as DLs, while industrial cell stacks exploit more rigid and durable metallic sponges or meshes for this particular purpose [32–35].

In this review, the state-of-the-art research on both membrane electrolytes (Sect. 4) and electrocatalytic materials (Sect. 5) is reported.

2 Alcohol Oxidation Reactions in Alkali and Acid: Thermodynamics and Kinetics

2.1 Theoretical Reactions and Potentials

Figure 2a and b illustrates the schematic diagrams of DMFCs operating in acid and alkaline conditions, while Fig. 2c and d reports the schematic diagrams of DEFCs operating in acid and alkaline conditions. In acidic operations, the protons (more precisely the hydronium H_3O^+) move from the anode to the cathode while in alkaline operations, the hydroxides move from the cathode to the anode balancing the redox reactions. In both cases, the electrons move through the external circuit producing electricity. Figure 2 lists the theoretical half reactions and the overall reactions occurring in DMFCs and DEFCs operating in acid and alkaline environment, together with the relative potentials.

2.2 Thermodynamic Considerations: Theoretical Cell Potentials in Acid and Alkaline Conditions

According to Fig. 2, the theoretical cell potential (E_0) for methanol that undergoes complete oxidation both in acid and alkali is practically the same at pH 0 and pH 14. The only difference is that, in acid, the oxidation leads directly to CO_2 , while in alkali at pH 14, the formation of carbonate leads to a reduction in valuable potential. The situation varies importantly when ethanol is the fuel. Indeed, partial oxidation may lead to significant changes in the cell potential. In DEFCs, if we assume a complete conversion to CO_2 , the theoretical cell potential in acid is 1.145 V versus the RHE. However, such a complete conversion is a minor pathway. The most likely products coming from the oxidation of ethanol are acetaldehyde and acetic acid. A cell that would produce solely acetaldehyde would generate a maximum potential of 1.032 V, slightly lower than that of the complete conversion to CO_2 . However, acetic acid is an important product in these conditions and a cell that would oxidize ethanol selectively to acetic acid would lead to a potential of 0.432 V with a more than two-fold reduction compared to the oxidation to CO_2 . In real systems, as the oxidation results in a distribution among 2, 4 and 12 electrons, the thermodynamic potential will be a

combination of the previously mentioned values, resulting in a potential which is significantly lower compared to the theoretical value. In alkaline DEFCs, the complete oxidation of ethanol leads to the formation of carbonate. A cell capable of converting ethanol to carbonate has a theoretical potential of 1.171 V, slightly higher than the potential of acidic cells. However, the dominant pathway in alkali is the one that leads to the formation of acetate that still possesses an important theoretical potential of 1.121 V.

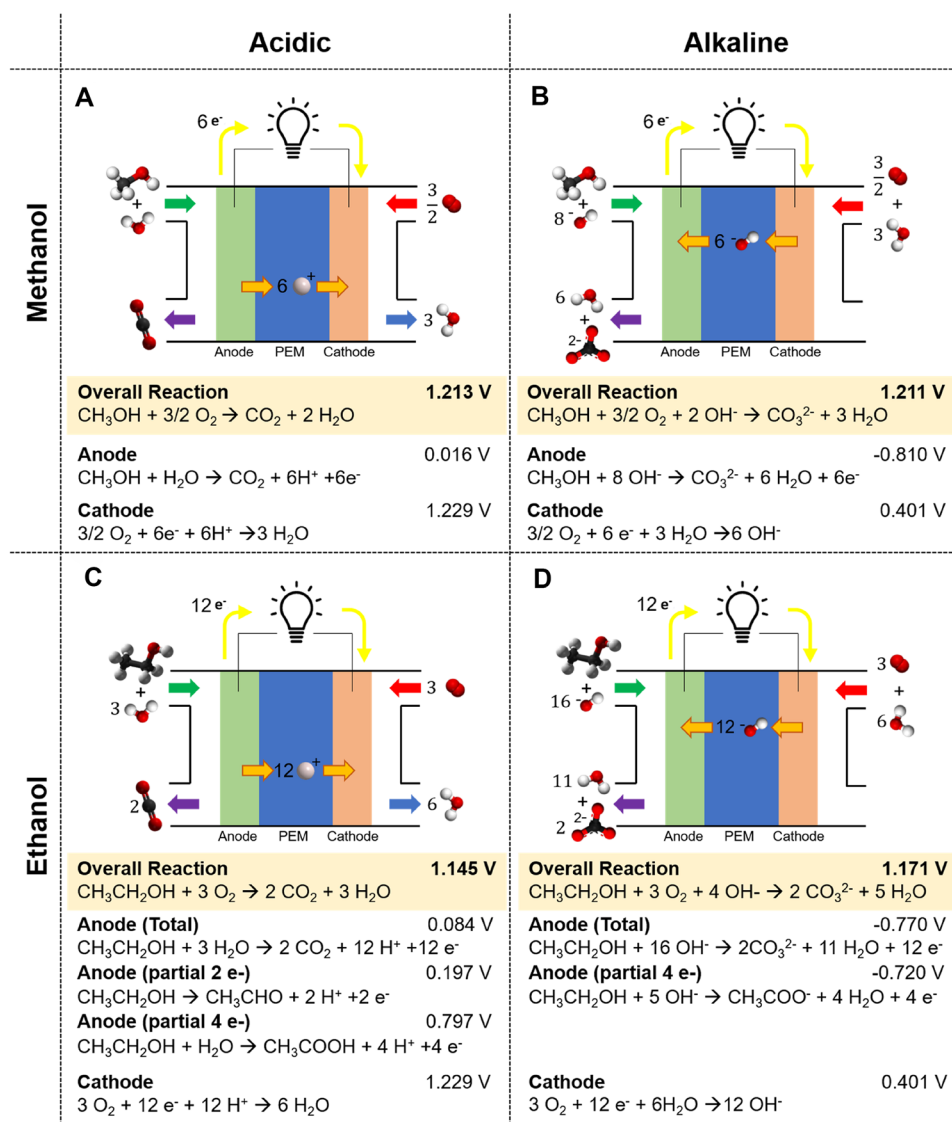
2.3 A Breakdown of Direct Alcohol Fuel Cell Potentials

The overall potential (E) that an FC could practically deliver is lower than its theoretical potential (E^0). This is due to a series of efficiency loss contributions summarized in the term of overpotential (η). These contributions can be consequent to fundamental and technological factors. Electrolyte and fuel concentration, fuel crossover, reaction overpotentials and reaction pathways could be named among the fundamental factors that affect the cell potential. Fuel crossover on PGM cathodic electrocatalysts is one of them; this could impair ORR efficiency by the occupation of the cathodic catalyst active sites by the alcohol molecules. On the other hand, the main technological limitations could be directly ascribed to the architecture of the MEA. The sandwich structure that composes the cell, and the nature of the electrolytic membrane are in fact the main cause for the ohmic resistance (named as iR drop), and for the flux of chemicals to/from the electrode surfaces. All these factors are considered in the overall overpotential η as a linear combination, as stated in Eq. (1) [42]:

$$\eta = \eta_m + \eta_k + \eta_r + \eta_t \quad (1)$$

where η_m takes into consideration the mixed potentials due to fuel crossover, η_k is the activation overpotential dependent on the chemical nature of the electrocatalyst and on the distribution of its active sites, η_r is the overpotential due to iR drop taking into consideration all the electrical losses (mainly due to technological factors), and η_t is the overpotential due to fuel transport phenomenon (the depletion of the fuel concentration in the solution, hindering the reactive species in reaching the electrocatalyst). The different η terms have different weights, which are strictly dependent on the extracted current. At low currents, an increase in η is caused by the electrocatalyst activation losses, while at high currents the depletion of electroactive species from the double layer plays a major role and could induce a strong increase in overpotential. A constant contribution to the overpotential could be attributed to the mixed potential effect, while a linear increase in η with the current (i) can be finally expected by the iR drop component. The influence of all the parameters on the overall i - V curve of alkaline fuel cells as an

Fig. 2 Schematic diagrams of **a** acid DMFC, **b** alkaline DMFC, **c** acidic DEFC and **d** alkaline DEFC, together with the main reactions taking place in the cell, and their potentials (expressed as V vs. the SHE for the half reactions). The reactions are for acidic DMFCs [36], alkaline DMFCs [37, 38], acidic DEFCs [36, 37, 39], alkaline DEFCs [38, 40, 41]. The molecules are not in scale



example is summarized in Fig. 3, together with the single contributions.

2.4 Alcohol Oxidation Kinetics in Acidic and Alkaline Conditions

Figure 2 reports the oxidation potentials for the complete and the partial oxidation of the alcohols considered and, in this case, methanol and ethanol. While these reactions well schematize the oxidation of a C1 alcohol as methanol, they did not represent a real screenshot of the reactions that are actually occurring in the fuel cells operating with alcohols with 2 or more carbon atoms (e.g., ethanol, glycerol, etc.). Unfortunately, as stated in Sect. 2.2, the oxidation is more often partial than complete, in other words, not all the electrons are harvested from the initial molecules and this, in turn, also reflects negatively on the actual thermodynamic

potential of the systems. In the following sections, the expected different mechanisms for methanol oxidation reaction (MOR) and ethanol oxidation reaction (EOR) are reported.

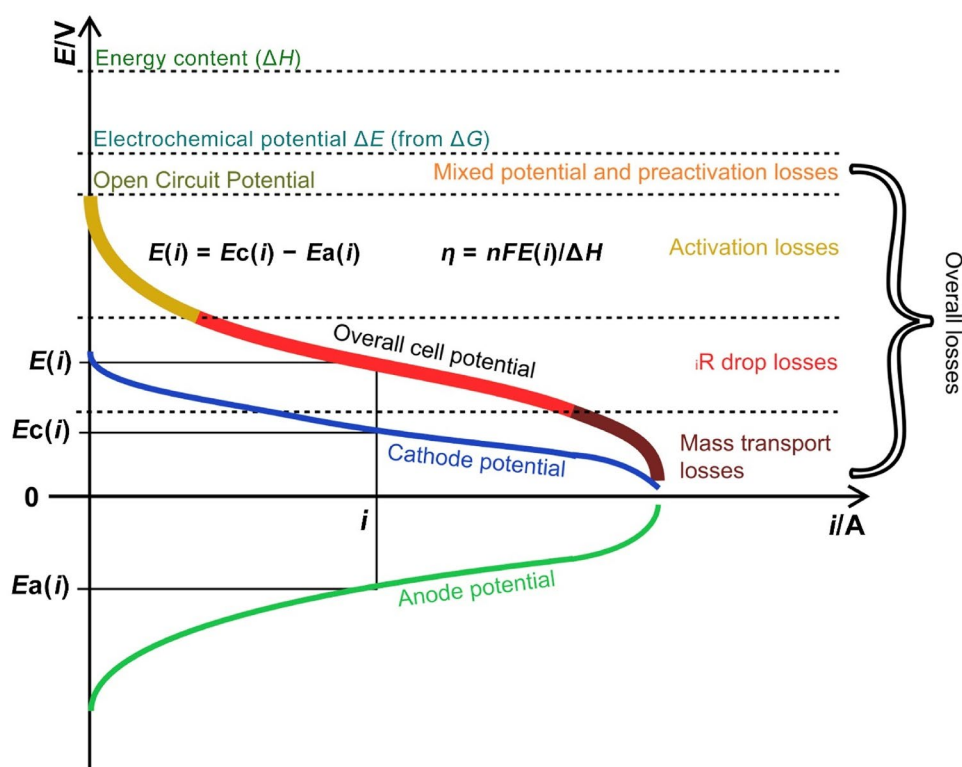
2.4.1 Methanol

Methanol oxidation reaction (MOR) is still a challenging reaction despite the relative simplicity of the theoretical reaction pathway, which does not involve C–C bond cleavage. Methanol reaction which leads to complete oxidation to CO_2 , as reported in Fig. 2, proceeds according to Eq. (2).



Unfortunately, the oxidation mechanism is rather complex and, according to Leger [43], it involves eleven possible

Fig. 3 Cell potential distribution (anode activation, cathode activation, iR drop, mass transport) for alkaline fuel cells



steps. Still today, the most effective electrocatalysts for the MOR are based on noble metals, especially Pt and its alloys (e.g., Pt–Ru). A short survey of the mechanism for the MOR in acidic conditions on Pt as the state of the art for DMFCs is presented. The first step of the mechanism is the adsorption of a methanol molecule on the Pt, according to Fig. 4 Reaction A. After the adsorption step, two main pathways (Reaction B1 or B2) can be taken by the molecule: the first step after adsorption is the formation of radical species with the release of $1 e^-$ according to Fig. 4. Further mono-electronic oxidation (Reaction C1 or C2) occurs. Both the products of Reactions C1 and C2 can be oxidized to Pt-(CHO)_{ads} through Reaction D1 or D2. The Pt-(CHO)_{ads} is then oxidized to Pt-(CO)_{ads} according to Reaction E (Fig. 4). This reaction is responsible for the poisoning of Pt-based catalysts in DMFCs as CO is so strongly adsorbed to Pt blocking the active sites, thus hampering further oxidation. In parallel with the formation of the formyl like species and CO adsorption, OH adsorption could occur as well at the Pt surface (Reaction F, Fig. 4). Adsorbed OH species may react with the adsorbed formyl to (i) directly produce CO₂ (Reaction G) or (ii) form adsorbed COOH groups (Reaction H) which, according to Reaction I, are successively oxidized to CO₂. To oxidize CO, larger overpotentials are required. Under such conditions, production of CO₂ occurs directly via Reaction J or indirectly via Reaction K followed by Reaction I (Fig. 4).

This discussion on the mechanism is limited to the acidic environment, as in these operating conditions, platinum exhibits the lowest overpotentials for the MOR, thus preventing the electrocatalyst poisoning, and prolonging the life of the electrocatalyst. Platinum is often alloyed to ruthenium for the MOR reaction, due to a synergistic effect between the two metals. Indeed, platinum is very active for the dissociative chemisorption of methanol, while the oxidation of the carbonaceous adsorbate to CO₂ is favoured by the presence of the oxidized form of ruthenium [44]. At present, platinum-ruthenium alloys are the state-of-the-art electrocatalysts for the MOR.

2.4.2 Ethanol

Ethanol is receiving much attention for its exploitation as fuel in DEFCs, largely for its renewable nature, its well-established distribution infrastructure and lower toxicity as compared to methanol. Figure 5 reports the variety of oxidation products attainable in principle through electrocatalysis. The pathway which leads to complete oxidation to CO₂ would give $12 e^-$ but it is challenging to obtain because it implies the breakage of the C–C bond. It is then much commoner to obtain acetic acid and acetaldehyde (Reactions A, B and C in Fig. 6), delivering $4 e^-$ and $2 e^-$, respectively [45].

As pointed out, complete oxidation is difficult to obtain. Next, a description of the complex mechanism leading to

Fig. 4 Methanol electrooxidation reaction mechanism [40]

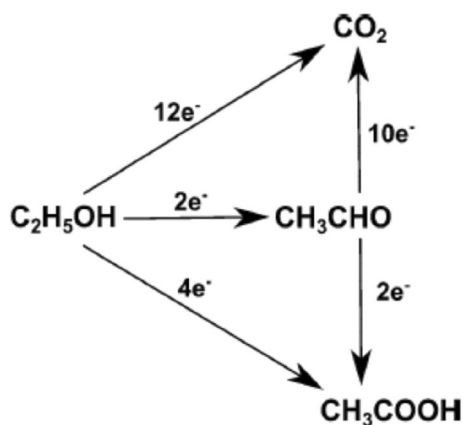
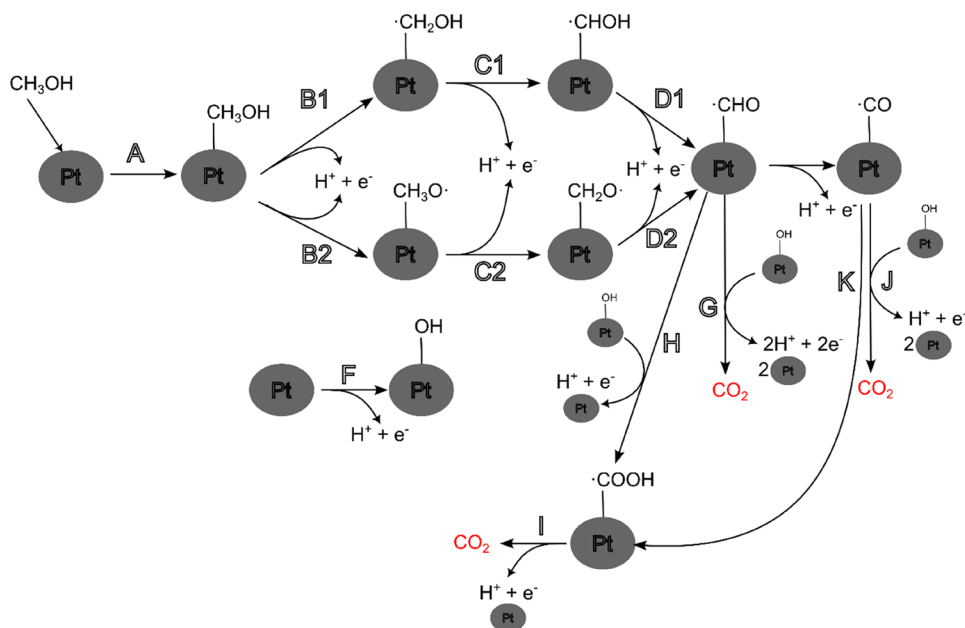


Fig. 5 Possible ethanol oxidation pathways. Readapted with permission from Ref. [1]. Copyright © 2013, Springer

the formation of the above-mentioned products is reported. Aldehydes may react through the following pathway to render acetic acid (Reactions C and E in Fig. 6): CO_2 is difficult to obtain; this pathway leads to the formation of methane from the adsorbed aldehyde (Reactions F and G). The adsorbed methyl may recombine with adsorbed hydrogen (produced by water adsorption, Reaction D1) to produce methane, freeing both catalytic metal sites (Reaction I). On the other side, CO may react with the hydroxyl adsorbed at the platinum surface to produce CO_2 (Reaction H).

It is important to highlight the role that the adsorbed hydroxyl species play in the oxidation of ethanol. As for the methanol oxidation, the presence of adsorbed CO species at the platinum surface may hamper the electrocatalytic

activity. Nevertheless, its occurrence is essential to producing a full oxidation to CO_2 . Indeed, it is the presence of adsorbed hydroxyl which allows CO to be oxidized to CO_2 . Coupling materials capable of increasing the rate of formation of the adsorbed hydroxyl at the electrocatalyst surface are indeed a key for increasing the effectiveness of the ethanol electrooxidation.

Lately, ethanol electrooxidation has been widely explored in alkaline media mainly because Pt can be effectively substituted by Pd indeed leading to even higher performance. Nevertheless, the C–C bond cleavage in alkaline environments has proved to not occur for ethanol at $\text{pH} > 13$ [46], acetate being the only oxidation product according to Eq. (3).

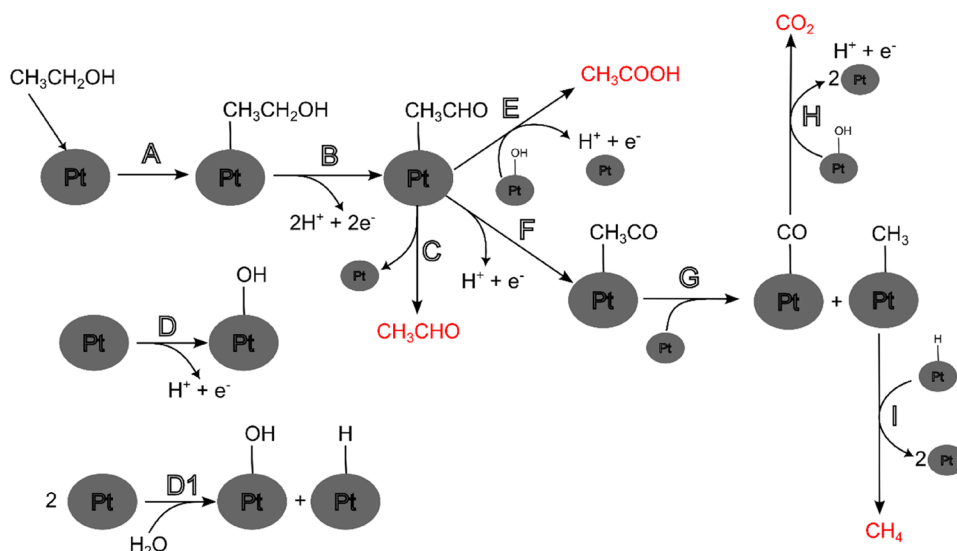


To obtain the full oxidation to acetate, the adsorption of hydroxyl is essential. Indeed, it has been demonstrated that palladium hydroxyl adsorption is the rate determining step [27], at least at low overpotentials. The addition of materials which may increase the hydroxyl adsorption rate on palladium has proved to be effective in enhancing ethanol electrooxidation. This is the case of Ceria, which is capable of improving the kinetics via spill-over of the primary oxide [47].

2.5 Fuel Composition: Acidic Versus Alkaline

Figure 2 summarizes the complete and half reactions occurring in acidic and alkaline systems. The reactions show that in acidic conditions, the products are always

Fig. 6 Ethanol electrooxidation reaction mechanism [42, 43]



neutral (without charge), while in alkali, they are in form of anions. For methanol, the oxidation in alkali leads to the formation of carbonate with two negative charges; accordingly, two moles of OH^- are required to oxidize one mole of methanol. Concerning ethanol, the partial oxidation to acetate requires an equimolar consumption of the alcohol and OH^- . In passive systems, where the fuel is held in a tank directly in contact with the anodic electrocatalyst, the consumption of the fuel leads to the drop of potential with the time. In active systems, where the fuel is continuously renewed and flowing at the electrocatalyst, local variation in the thermodynamic conditions can occur in the flow field, with a more significant effect in alkaline systems compared to acidic ones. Remarkably, in the case of oxidation to carbonate, OH^- depletes more rapidly than the fuel. Indeed, the oxidation of one mole of ethanol provides two moles of carbonates with the consumption of 4 OH^- for each mole of ethanol. Accordingly, this affects the thermodynamics of the cell more than the molarity of alcohol itself. This fundamental aspect has been poorly highlighted in the literature; however, it is of crucial importance as it has important significance on the system engineering. The fuel must contain stoichiometric amounts of OH^- , possibly exceeding the concentration of the alcohol. This consideration is due to the faster oxidation kinetics in the presence of the significant amount of OH^- [48], especially in the low overpotential regions where, at least for ethanol, the oxidation kinetics is entirely dominated by the OH^- concentration on the electrode surface [49].

2.6 Device Energy Density

As liquid fuels, alcohols show a relatively high energy density. Table 1 summarizes the energy density of ethanol and methanol compared to common fuels. The

comparison shows that alcohols have a weight energy density roughly 30% lower than gasoline or diesel. There are important differences between methanol and other alcohols with two or more carbon atoms. Indeed, the energy density of methanol is lower. Oppositely, alcohols show an undoubted advantage when compared to hydrogen having much larger volumetric energy density, especially at low pressure.

However, this is a point in favor of alcohols only in principle. Indeed, there are factors hampering the capability to convert the energy of the fuel into electric energy. In 2012, a study aiming to investigate the system efficiency was conducted on alkaline devices for ethanol oxidation in passive systems [50] showing a maximum efficiency of 12%. For DMFCs, efficiency up to 40% has been reported [51]. The main reason for this loss of efficiency is the higher complexity of the fuel molecule (ethanol > methanol > hydrogen), requiring more steps for the full oxidation.

The main reason why DEFCs have much lower efficiency compared to DMFCs is the difficulty in breaking down the C–C bond through electrochemical methods. For alcohols with two or more carbon atoms, the efficiency is seldom reported. As a result, it was calculated and found that, in alkaline systems, the energy efficiency topped the 12% even at a relatively low power generation [50]. This means that only the 12% of the energy contained in the fuel is transformed, a fact that overshadows the potential advantage of a high-density liquid fuel as compared, for example, to pressurized hydrogen. This is particularly the case for high power application, while it may leave open a potential exploitation for small power sources such as, for example, for portable or emergency applications.

Table 1 Mass and volumetric energy densities of ethanol and methanol compared to various fuels

Fuel	$\Delta H/(\text{MJ kg}^{-1})$	$\Delta H/(\text{MJ m}^{-3})$	$\Delta H/(\text{kWh kg}^{-1})$	$\Delta H/(\text{kWh m}^{-3})$
Gasoline	-47.3	-33 867	-13.1	-9 407
Kerosene	-46.2	-38 346	-12.8	-10 652
Diesel fuel	-44.8	-37 184	-12.4	-10 329
Ethanol	-29.7	-23 278	-8.2	-6 466
Coal (anthracite)	-27.0	-36 450	-7.5	-10 125
Methanol	-22.7	-17 855	-6.3	-4 960
Hydrogen (HHV)				
STP	-141.8	-12.7	-39.4	-3.5
500 BAR		-6 379		-1 772
1 000 BAR		-12 759		-3 544

3 Electrolytes

3.1 Ionic Conducting Membranes for DAFCs

Polymeric membranes play a crucial role within DAFCs working as physical separators between anode and cathode reagents/products and as ion conductors to allow protons flowing from the anode to the cathode (PEM) or anions flowing from the cathode to the anode (AEM). The desirable properties of a material to be chosen as a membrane for FC application are: (1) high ionic conductivity and zero electronic conductivity; (2) electrochemical and chemical stability at the operating temperatures (typically $\geq 80^\circ\text{C}$) in both oxidizing and reducing environments; (3) high mechanical durability; and (4) adequate physical barrier to oxidant and fuel crossover. Moreover, the choice of the electrolyte must be done considering its cost and readily availability as well as its environmental impact, preferring easy disposable, biodegradable and non-hazardous materials for operators and hand-users.

Proton conducting membranes tested in DAFCs can be classified in perfluorinated sulfonic acid membranes, non-perfluorinated membranes and their corresponding inorganic and organic composites or blends. In parallel, for alkaline DAFC technologies, anion conducting membranes are instead employed as electrolytes.

3.2 Nafion® and Other Perfluorinated Sulfonic Acid Membranes

Nafion® (DuPont) has been the most utilized polymer membranes in DAFCs. Nafion® consists of a polytetrafluoroethylene (PTFE) backbone and regularly spaced long perfluorovinyl ether pendant side chains terminated by sulfonic functional groups. The general chemical structure of Nafion® is illustrated in Fig. 7. The hydrophobic polytetrafluoroethylene backbone of Nafion® provides thermal and chemical stability, whereas the perfluorinated side chains terminating with hydrophilic sulfonic acid ($-\text{SO}_3\text{H}$) act as

proton-conductive groups. Protons go from the anode to the cathode of the MEA moving through the hydrophilic channels providing a relatively high ionic conductivity to the membrane (i.e., 90–120 mS cm^{-1} at 80°C under a relative humidity ranging from 34% to 100%, see Refs. [52, 53]). However, Nafion® has several disadvantages when used in DAFCs, such as high production cost, low conductivity at low humidity or high temperatures, loss of mechanical stability at high temperatures, restricted operating temperatures and elevated alcohol permeability and Ru crossover when Pt-Ru bimetallic electrocatalysts are used for alcohol oxidation [54]. Alcohol permeability is one of the most challenging issues in DAFCs, since alcohol permeation at the cathode induces mixed potential effect with consequent decline of O_2 reduction efficiency. The high alcohol permeability explains why Nafion® 115 and Nafion® 117 are usually preferred to Nafion® 112 widely employed in PEMFCs, since their high thickness reduces the alcohol crossover (see Table 2) [55, 56].

Nafion® membranes are susceptible to rapid dehydration at elevated temperatures, which results in the loss of conductivity and in some cases irreversible changes in membrane microstructure. Thus, one of the major challenges in the current research is to develop alternative membranes with the ability of working under elevated temperatures or low humidification of reactant gases.

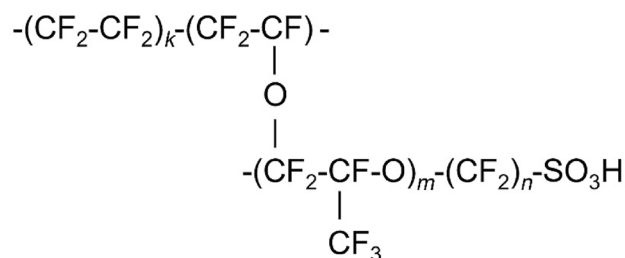


Fig. 7 General chemical structure of Nafion®, where $k=6-7$, $m=1$, and $n=1$

Several companies have developed other fluorinated commercial membranes with structures similar to Nafion[®] but with different values of k , m and n , such as Hyflon[®] (Solvay Solexis), Flemion[™] (Asahi Glass Engineering, Japan), Gore-Tex and Gore Select (Gore & Assoc, USA), 3P membranes (3P Energy, Germany) (see Table 2). The latter are perfluorinated sulfonic acid polymers showing a methanol permeability 20 times lower than Nafion[®] membranes allowing to operate with higher alcohol concentration resulting in turn in a higher power density [57]. However, the lack of other information in the literature does not allow to have a complete view about other key properties such as mechanical durability and lifetime of these membranes. Hyflon[®] (now commercialized with the name Aquivion from Solvay Specialty Polymers Italy) is a short-side-chain proton conducting perfluoropolymer membrane, characterized by excellent chemical stability and equivalent weight (i.e., grams of dry polymer per mole of ion exchange sites) of 850 g eq⁻¹, lower than conventional Nafion[®] 117 (1 100 g eq⁻¹) ionomer-based membrane. Its application in DMFCs is reported in Ref. [58] with a high-power density even if the details about long-term stability are not reported. The fluorinated membranes of other companies have been tested as polymer electrolytes for H₂ fed FCs [57, 59–61], and their possible application in DAFCs requires efforts to modify the membranes to face the challenges typical of using alcohols as fuel.

Nafion-like membranes where –COOH weak acid groups replace –SO₃H groups are also available, like Aciplex (Asahi Kasei, Japan) and membranes prepared with copolymers of tetrafluoroethylene and vinylene, such as the XUS membranes (Dow Chemical, USA). With its short side-chain the Dow membrane behaves very differently when compared to Nafion[®]. The specific conductance of the 800 and 850

EW membranes is 0.2 and 0.12 Ω⁻¹ cm⁻¹, respectively [62]. They are more permeable to methanol than Nafion[®] 117 but are 50 μm thinner. Experimental tests showed approximate values of current density due to methanol crossover of 4.0 × 10⁻¹⁰ and 2.7 × 10⁻¹⁰ A cm⁻² for the XUS and Nafion[®] membranes, respectively [62]. However, to the best of our knowledge, there are no papers reporting DMFC performance data for the Dow membranes.

3.3 Composite Fluorinated Membranes

The creation of composite membranes is an effective approach to improve the performance of perfluorinated membranes. The strategy is to introduce inorganic compounds in the perfluorinated polymer with the aim to reduce methanol crossover, or acidic-basic polyaryl to reduce methanol crossover and increase conductivity.

The properties of hybrid organic–inorganic membranes are largely determined by the interactions in the mineral-organic interface [63]. Several inorganic fillers were proposed and tested to prepare Nafion[®] composite membranes and among them noble metals have deserved attention in relation to applications in DAFCs (mainly DMFCs). Noble metals such as Au, Pd, Pt and Ru are employed as nanoparticles or 1D nanostructures or as thin films to provide an effective barrier layer onto the electrolyte surface [54, 64–74]. The efficacy of this strategy depends on the noble metal load, distribution, and stability and in the case of thin films by the mechanical properties of the layers.

Another widely investigated filler is SiO₂ employed to prepare Nafion[®] membranes as received or after functionalization [73–88], or as organic silica [75–81]. The addition of these fillers to Nafion[®] can improve thermal stability, proton

Table 2 Property overview of the most relevant proton and hydroxyl conducting membranes; wt% means the weight percentage; 1 M = 1 mol L⁻¹

Polymer	Dry thickness/μm	Equivalent weight/(g mol ⁻¹ SO ₃ ⁻¹)	Water percentage/(wt%)	Conductivity/(S cm ⁻¹)	Manufacturer	Methanol crossover/(× 10 ⁶ mol min ⁻¹ cm ⁻² or × 10 ⁷ cm ² s ⁻¹)
Nafion [®] 105	125	1 000	–	–	DuPont	
Nafion [®] 112	50	1 100	20.7 ± 0.5	0.065	DuPont	
Nafion [®] 1135	89	1 100	21.1 ± 0.6	0.11	DuPont	
Nafion [®] 115	127	1 100	21.9 ± 0.6	0.09	DuPont	19.8 cm ² s ⁻¹ (25 °C and 2 M) 4.66 mol min ⁻¹ cm ⁻² [146] (25 °C and 1 M) [128]
Nafion [®] 117	183	1 100	23.2 ± 0.4	0.08	DuPont	14.1–17.2 cm ² s ⁻¹ at 60 °C; 3.48 and 0.78 mol min ⁻¹ cm ⁻² (65 and 25 °C, 1.5 M, and OCV) [118] 65 cm ² s ⁻¹ (30 °C and 1 M) [114]
Flemion	50	1 000	38	0.14	Asahi Glass	
Gore Select	5–20	900–1 100	32–43	0.028–0.096	Gore	
Aciplex	120	1 000	43	0.108	Asahi Chemical	
XUS	125	800	54	0.114	Dow Chemical	

conductivity and, notably, resistance to methanol crossover [54, 61, 65–71, 75–79, 82–96]. Zeolites [82–91], montmorillonite [92–102], silicate [103], aluminophosphate [103], aluminosilicate [104], calcium phosphate [105], zirconium phosphate [106–112], and zirconium sulphophenyl phosphate [113] were also tested as inorganic fillers able to minimize methanol crossover. Some Nafion[®] binary inorganic composites have been studied in relation to DMFCs, such as silicotungstic acid-SiO₂ [114], phosphotungstic acid-SiO₂ [114, 115], phosphotungstic acid-mesoporous SiO₂ [116], and Pd-SiO₂ [117].

Modification of Nafion[®] through the addition of silica is a common strategy for enhancing membrane performance in DMFCs. Nafion[®]-silica membranes have been prepared using silica powder [118–120], diphenylsilicate (DPS) [78], sol-gel reaction with tetraethylorthosilicate (TEOS) [121], SiO₂ and phosphotungstic acid (PWA) [114]. Nafion[®]-silica membranes show good performance at $T > 100$ °C due to low levels of dehydration allowing to get peak power density up to 240 mW cm⁻² for an oxygen-fed cell with a measured methanol crossover rate of 4×10^{-6} mol min⁻¹ cm⁻². Mesoporous SiO₂ layers were exploited as well to modify the surface of Nafion[®] 117 membrane via a simple dip-coating technique [122] reaching a proton conductivity of 68.5 mS cm⁻¹ at 80 °C with a methanol diffusion coefficient of 6.95×10^{-8} cm² s⁻¹, significantly lower with respect to the diffusion coefficient in Nafion[®] 117 estimated in the same condition. The modification of Nafion[®] membranes through the addition of molybdophosphoric acid (MoPh-a) has been shown to increase the proton conductivity 2.0–2.5 times, but with slightly increased methanol crossover [118].

Inorganic fillers such as zirconium phosphate (ZrP), a layered acidic inorganic cation-exchange material with the formula Zr(HPO₄)₂·2H₂O, has been explored to improve the performance of Nafion[®]. Indeed, ZrP is known for its great thermal and chemical stability, as well as its high ion conductivity and mechanical strength, and can be integrated into Nafion[®]-based membranes [123]. Nafion[®]-zirconium membranes can be prepared by starting with an extruded film such as Nafion[®] 115, that can then be impregnated with zirconium phosphate (ZrP) via an exchange reaction involving zirconium ions followed by precipitation of zirconium phosphate by immersion of the membrane in H₃PO₄ solution. The result is an insoluble ZrP entrapped in the pores of the Nafion[®] membrane. Nafion[®] zirconium membrane is stable at $T = 150$ °C with dry oxidant. The membrane resistance was measured to be 0.08 Ω cm² and maximum power densities of 380 and 260 mW cm⁻² for a DMFC with this membrane were achieved with oxygen and air feeds, respectively [107]. The ZrP additive can enhance water retention, raise the maximum working temperature, and increase the dry weight and thickness of the membrane by 23% and 30%, respectively

[107, 124]. More recently, other attempts of ZrP composite membrane fabrication led to comparable performance in terms of power density [125–127].

Nanocomposite membranes have been synthesized by in situ polymerisation of furfuryl alcohol (PFA) within commercial Nafion[®] membranes to reduce hydrophilicity of the latter. Furfuryl alcohol is miscible in water and alcohol mixtures (it penetrates the hydrophilic channels of Nafion[®]) and becomes hydrophobic following polymerization via acid catalysis. The Nafion[®]-8 wt% (wt% means the weight percentage) PFA membrane has a methanol crossover of 1.72×10^{-6} mol min⁻¹ cm⁻¹ and a proton conductivity of 70.4 mS cm⁻¹ at room temperature. The corresponding properties of Nafion[®] 115 are 4.66×10^{-6} mol min⁻¹ cm⁻¹ and 95.3 mS cm⁻¹ [128], thus the lower conductivity of Nafion[®]-8 wt% PFA is compensated by the significantly lower methanol permeability.

Composite membranes have also been prepared by using conductive polymers (i.e., polyaniline and polypyrrole), and introduced into Nafion[®] to reduce methanol permeability [128–132]. The membranes obtained by the electropolymerization of aniline at Nafion[®]-coated Pt electrode has lower ionic conductivity and lower methanol permeability compared with Nafion[®] membranes [130]. Sungpet developed an impure Nafion[®] membrane modified with polypyrrole [129]. The presence of polypyrrole in Nafion[®] membrane resulted in the decrease of the percentage of sorption capacity of methanol and the decrease of the methanol flux to the one third of that of Nafion[®]. Smit et al. developed a modified Nafion[®] membrane with in-situ polymerized polypyrrole with reduced methanol permeability [131]. The electrochemical modification of Nafion[®] membranes with polyaniline results in the reduction of one order of magnitude in methanol permeability at the cost of a slight decrease of their proton conductivity [132].

Among the composite fluorinated membranes, it is important to mention Pall IonClad[®] membranes, produced by Pall Gelman Sciences Inc., which are based on tetra-fluoroethylene/perfluoropropylene. IonClad[®] R-1010 (36 μm thick) and IonClad[®] R-4010 (63 μm thick) have 2.5–3.0 times lower methanol crossover than Nafion[®] 117 (180 μm thick) at 60 °C and a comparable conductivity at 20 °C [133].

3.4 Non-fluorinated Membranes

Several non-fluorinated alternative polymers have been proposed for DAFCs, mainly based on sulfonated ionomers with an aromatic or aliphatic hydrocarbon skeleton [134]. The main advantage compared to Nafion[®] relies in avoiding the utilization of fluorinated compounds that are toxic especially at their end of life. Among them sulfonated polyether ether ketone (sPEEK) has been widely investigated due to their good mechanical properties, thermal and chemical stabilities

[135]. Moreover, sPEEK is relatively cost-effective [136] and its ionic conductivity could be easily controlled by the degree of sulfonation. Narrow and more branched pores of sPEEK showed less methanol permeability in DMFCs in comparison with Nafion[®] [137]. However, excessive swelling of sPEEK due to a high degree of sulfonation may hamper its long-term use in DMFCs [138]. Many attempts have also been made to prepare polyblends. Wu et al. prepared sPEEK-poly(vinylpyrrolidone) blend membranes that could decrease the methanol crossover in DMFCs without affecting the ionic conductivity [139]. To reduce the methanol crossover and increase the ionic conductivity in DMFCs inorganic oxides (SiO₂, ZrO₂, TiO₂, etc.), phosphates and heteropolyacids were incorporated into sPEEK [140–142]. The modification of sPEEK with methane sulfonic acid and zeolite 4A (sPEEK-MSA-zeolite 4A) results in an improvement of ionic conductivity and decrease in methanol crossover [143]. The addition of inert (no charge/hydrophobic) polyphosphazene to sPEEK was also studied to assess the effect on methanol crossover in DMFCs [144]. Other acid–base non-fluorinated polymers tested as proton conducting membranes in DMFCs are sulfonated polyphosphazene membranes [145] and sulfonated poly(ethylene-alt-tetrafluoroethylene) membranes [146].

Other widely studied non-fluorinated membranes are those based on polybenzimidazole (PBI), a non-ionic polymer that becomes a proton conductor when doped with a strong acid (i.e., the sulphuric or phosphoric acid [147]). Indeed, PBI is a basic polymer ($pK_a = 5.5$) and doping with acid forms a single-phase polymer electrolyte that has a good oxidative and thermal stability, and mechanical flexibility at elevated temperatures $T < 200$ °C [148]. At $T > 100$ °C, these membranes possess high proton conductivity, low electroosmotic drag (ca. 0 compared to 0.6 for Nafion[®]), low methanol crossover (an 80- μm -thick PBI membrane has a methanol crossover of 1/10 with respect to that of a 210- μm -thick Nafion[®] membrane) [148]. The major disadvantage is the leaching of the acid used for the doping once exposed to methanol solutions at high temperatures. Better performance can be achieved by using a silica impregnated phosphoric acid doped polybenzimidazole (PA/PBI/SiO₂) composite membrane [149]. The composite membrane shows a proton conductivity of 29–41 mS cm⁻¹ at temperatures between 200 and 250 °C allowing DMFCs delivering a peak power density of 136 and 237 mW cm⁻² at 260 °C using the Pt/C and PtRu/C as the anode electrocatalysts, respectively.

Sulfonated polyimides (sPIs) are another type of ionomers extremely suitable as polymer electrolyte membranes (PEMs) for fuel cell applications, except for their poor water stability. Crosslinking is a method that is commonly used to improve the weak hydrolytic stability of sPI membranes allowing to get performance in DMFCs comparable to that of Nafion[®] 212 [150].

Polyvinyl alcohol (PVA) based membranes are one such class which has receiving increasing attention in DMFC application [151]. Because PVA is not a proton-conducting polymer, it should be sulfonated by using different sulfonic-carboxylic acids forming crosslinked polymers. The research efforts on this kind of membranes as well as their performance in terms of methanol crossover and proton conductivity are summarized in [152, 153].

Non-fluorinated acid membranes can be also prepared in blend with polyvinylidene fluoride (PVDF), whose mechanical strength, thermal stability and good chemical resistance make it suitable to improve the properties of sulfonated polymers. Blend of PVDF with sulfonated polyimide [154], sulfonated polyether sulfone [155], sulfonated polyether ether ketone [156], and sulfonated poly[bis(benzimidazole nzsiquinolinone)] [157] has been used as polymer electrolyte for DMFCs. More recently, copolymers of poly(methyl methacrylate)-co-poly(2-acrylamido-2-methyl-1-propane sulfonic acid) (PMMA-co-PAMPS) have been blended with polyvinylidene fluoride (PVDF) and sulfonated PVDF (S-PVDF) to prepare proton conducting membranes [158], showing low methanol permeability (22×10^{-7} cm² s⁻¹).

3.5 Anion Exchange Membranes for Alkaline DAFCs

Alkaline DAFCs are very promising due to the several advantages with respect to the acidic counterparts. Indeed, the kinetics of both anodic oxidation of alcohols and cathodic oxygen reduction in alkaline media is more favourable than in acidic solution. Moreover, in alkaline media the cathodic catalysts are more methanol tolerant and the methanol crossover due to electro-osmotic drag would be reduced in OH⁻ conducting membranes [22, 159]. Anion exchange membranes (AEMs), which act as both the ionic conductor and electronic insulator, need to have high hydroxide conductivity, high electrochemical and mechanical stability [160–162].

Some commercially available AEMs have been used in DAFCs. MORGANE[®]-ADP membranes from Solvay, ordinarily used for salt electro dialysis, were used as the solid polymer electrolytes for DMFCs [163–166]. They are cross-linked fluorinated polymers, whose exchange group is quaternary ammonium. They have thickness ranging between 150 and 160 μm when fully humidified with a resistance of 0.5 Ω cm² in 1 M (1 M = 1 mol L⁻¹) NaOH [164]. Encouraging performance were obtained, with the highest power density of 20 mW cm⁻². They show to be less permeable to methanol compared to Nafion[®], but they are not very stable in strong alkaline media.

Tokuyama Co. Japan is studying few ammonium-type AEM membranes and particularly, A201 and A901 were used for alkaline DEFCs [167–169], while AHA has been tested in DAFCs by using other alcohols [170].

Ongoing research on AEMs is mainly focused on polyvinylidene fluoride (PVDF, $-\text{[CH}_2\text{CF}_2\text{]}_n-$) and poly(tetrafluoroethene-co-hexafluoro propylene) (FEP, $-\text{[CF}_2\text{CF}_2\text{]}_n\text{[CF(CF}_3\text{)CF}_2\text{]}_m-$) films grafted with vinylbenzyl chloride using radiation-grafting [171, 172]. The FEP membranes showed good properties suitable for the fuel cell application, but their cost is relatively high. Cationic polymers with high ion exchange capacity (IEC), such as quaternized cationic polymers, are the preferred materials for the preparation of AEMs with high hydroxide conductivity [173, 174].

Many kinds of AEMs based on quaternized polymers containing a quaternary ammonium group have been developed and tested in DAFCs, such as polysiloxane containing quaternary ammonium groups [175], aminated poly(oxyethylene) methacrylates [176], quaternized polyethersulfone cardo [177], quaternized poly(phthalazinone ether sulfone ketone) [178], and quaternized polyvinyl alcohol [179]. The best performance obtained with the latter in DMFCs and DEFCs with utilizing QPVA-based membranes allowed to get peak power densities of 272 and 144 mW cm^{-2} , respectively.

An alternative approach to the production of AEMs is doping or reacting polymer films with KOH. Polybenzimidazole membrane was doped in alkaline solution and showed at room temperature higher conductivity than acid doped PBI [180]. MEAs prepared by using such membranes yielded power densities of ca. 30 mW cm^{-2} for methanol [181] and 60–70 mW cm^{-2} for ethanol [182]. Even higher peak power densities (125 mW cm^{-2}) are reported for alkali-doped PBI in a DEFC using Pt-free catalysts [183]. Recently, in-situ crosslinked, side chain polybenzimidazole-based anion exchange membranes for alkaline direct methanol fuel cells allowed to deliver a maximum power density of 152.6 mW cm^{-2} using 5 M KOH and 3 M methanol fuels at 80 °C [184].

Polyvinyl alcohol composite membranes for use in alkaline DAFCs have also been investigated [185–188]. Polyvinyl alcohol (PVA) is a cheap synthetic polymer with selective permeability of water molecules over methanol molecules [189, 190]. PVA based blend and nanocomposites were prepared for alkaline DMFC operations [191–193]. Good performance has been obtained by using silica/PVA-pyridine hybrid anion exchange membranes thanks to the good thermal stability, mechanical properties, OH^- conductivity up to $9.6 \times 10^{-2} \text{ S cm}^{-1}$ at 80 °C [194], and with PVA-based block copolymer successfully employed in DMFCs with a maximum peak power density of 99.6 mW cm^{-2} [195].

4 Electrocatalysts

4.1 Anode Electrocatalysts for Acid DAFCs

Pt is the most promising material among the pure metals for application in DAFC anodes because it exhibits the highest activity for the dissociative adsorption of alcohol (methanol or ethanol). Yet, pure Pt electrocatalysts are easily poisoned by CO, which is an intermediate of the methanol/ethanol oxidation reaction [196–199]. The electrocatalytic activity of Pt depends on structure, morphology, particle size and surface oxidation states [200–203]. The addition of Ru to Pt has proven effective in overcoming the poisoning of active sites by CO, due to OH groups generated on Ru sites (bifunctional mechanism) [204–208]. At present, three types of PtRu electrocatalysts can be found in the literature: PtRu alloy [209, 210], Ru@Pt core-shell structure [211, 212] and Pt modified with Ru atoms or clusters [213, 214]. The highest activity for methanol oxidation for a Pt–Ru electrocatalyst can be observed when Ru is in a solid solution with Pt [215]. An optimal Ru content of 50 at% (at% means the atomic percentage) was found for the MOR at temperatures from 90 to 130 °C [216]. At room temperature, methanol oxidation is faster on pure Pt–Ru alloys having low Ru content (10 at%); whereas, at intermediate temperatures (60 °C) the process is faster on alloys with 33 at% Ru content [217].

Pt–Ru cost is one of the main obstacles to the scaled application of DMFCs [218]. This issue can be addressed by modifying Pt electrocatalysts with cost-effective metals or metal oxides able to form surface-oxygenated species at lower potentials. Until now, almost all the transition metals (such as Ru, Rh, Pd, Os, Ir, Sn, Ni, Cu and Au.) have been alloyed with Pt and investigated for MOR [219–225]; among these, Ru has been found to be the most active. To reduce the amount of noble metals and increase the catalyst utilization, the approach of dispersing active nanoparticles onto suitable conductive supports, such as carbonaceous materials, has been used [226–228] (several researchers have also pursued the synthesis of multiple-component electrocatalysts such as PtRuM [229–240] and PtMO_x ($M = \text{Ti, V, Mn, W, Ni, Mo, etc.}$) [241–244]). Furthermore, integrating Pt or PtRu with CeO_2 [245, 246], TiO_2 [247], IrO_2 [248, 249], $\text{Ti}_{0.1}\text{W}_{0.9}\text{C}$ [250], CoP [251], Ni_2P [252] and heteroatom doped carbon [253–255] could also enhance the MOR activity. Increasing interest, as demonstrated by a huge number of publications in the last few years [256, 257], has been devoted to 1D nanoarchitectures, such as nanorods, nanowires, and nanotubes, able to provide high resistance to corrosion, large catalytic preferential facets or crystalline defects, which would deliver sufficient reaction sites with enhanced activity, open pores and interconnected channels, which would accelerate the mass transport of reactants (methanol) and

products (carbon dioxide). Moreover, the advantage of these structures is related not only to mass transport, but also to improved conductivity. Recent results reported in the literature in the last decade concerning the electrocatalytic activity for MOR of new electrocatalyst formulations are shown in Table 3.

The ethanol oxidation reaction (EOR) is even more complicated and sluggish in kinetics than the MOR because it involves not only the ethanol dehydrogenation but also the C–C bond cleavage [258]. Accordingly, the efficiency of a DEFC is significantly limited by the formation of partial oxidation products (such as acetaldehyde and acetic acid) and strongly adsorbed intermediates [259]. The most investigated electrocatalyst, also in the case of EOR, is the binary Pt–Ru system, but other oxophilic metals (e.g., Sn or Rh), in combination with Pt, have been largely employed [13, 221, 260–262]. The most significant enhancement in DEFC performance has been observed in the case of Pt–Sn electrocatalysts [263], with the 3:1 atomic ratio being the most active for EOR [264]. As reported by Antolini and Gonzalez [265], the “state” of Sn metal phase (relative amount of Pt–Sn alloy and SnO₂) affects significantly the DEFC performance in terms of electrochemical activity (and maximum power density). The most significant recent advances in electrocatalytic activity for EOR are reported in Table 4. High mass activity is essential for reducing the usage of noble metals in DMFCs and DEFCs. Specific activity is obtained from MOR/EOR current normalized by the electrochemically active surface area (ECSA), indicating the intrinsic activity of electrocatalysts.

As reported in Tables 3 and 4, many electrocatalytic systems show high activity for MOR/EOR; yet much work remains to be done to accelerate DAFC commercial applications. It must be considered that three-electrode cell results give information about the electrocatalytic activity for a specific reaction, excluding many other factors (such as conductivity of the catalytic layer, three-phase boundary in the presence of solid electrolyte, CO₂ removal from the catalytic layer, methanol crossover and water-flooding in the cathode) involved in real fuel cell environment. Therefore, to have a complete analysis of the suitability of an electrocatalyst, it is mandatory to test the performance in a real fuel cell.

4.2 Anode Electrocatalysts for Alkaline DMFCs

Pt and Pd are also the prime electrocatalyst selection for high pH electrolytes, especially when used jointly with other less noble metals or oxides for both methanol and ethanol electrooxidation.

Methanol oxidation requires the use of Pt based materials in acidic DAFCs. However, as alkaline conditions are less severe in terms of material corrosion, other materials can effectively be used. A recent review [302] has highlighted

the materials that have been currently exploited for the oxidation of methanol in alkaline environment. Pt based materials are as effective in alkali as in acids. Remarkably, the addition of Ru to Pt does not improve the kinetics of MOR in alkaline media [303]. Bimetallic catalysts containing gold and silver have been explored with significant effects on the activity. Remarkably, in [303], it was shown that an Au₃Pt catalyst has the same specific activity as that of a full Pt catalyst. At first, gold might not be considered as suitable material since it is also a precious metal. However, the replacement of at least a portion of platinum with gold has a significant advantage. Indeed, gold, despite its cost which is currently higher compared to Pt, does not belong to the family of the critical raw materials (CRMs), while platinum is one of the most critical resources. This aspect has been highlighted by the recent reports on critical raw materials released by the European Commission [304]. To reduce the Pt loading, materials other than Ag and Au have been considered. So far, nickel appears to be one of the most promising. In [305], it was shown that low platinum alloys, PtNi₃ and PtNi₇, are extremely promising for MOR in alkaline media. PtIn alloys have also been explored. Santos et al. have tested MOR in catalysts with up to 50% atomic indium. They found that the best atomic ratio was 70:30 (Pt:In), attributing the improvement in the activity to the electronic effect and the occurrence of oxy-hydroxy interactions [306]. Palladium based materials are also effective for methanol oxidation in alkaline media. In [307], it was demonstrated that nanoparticles with a Pd shell can effectively oxidize methanol. Pd alloys in alkaline media were also considered in other studies with the purpose to determine selectivity and energy performance. In [308], the oxidation of methanol in alkaline electrolytes was investigated by electrochemical methods and high pressure liquid chromatography (HPLC) determining that the oxidation can be incomplete and leading to the formation of formaldehyde and formate. However, while Pd is less effective than Pt in the oxidation of methanol in alkali, the catalytic activity is improved with bimetallic Pd alloys. As pointed out in [309], the use of bimetallic Pd catalysts may significantly change this basic fact making Pd based nanoalloys competitive with Pt catalysts (e.g., Ni, Ag, Au, Pt, Sn) [310–315]. The use of bimetallic alloys might enable CO oxidation and removal from the surface of the electrocatalyst [309, 316], a key step in the complete electrooxidation of methanol. While more abundant than Pt, Pd is also in the list of critical raw materials and its use should be limited and whenever possible avoided [304]. To overcome the limitations related to the use of precious and rare resources, the use of electrocatalysts free of Pt and Pd has also been proposed. Nickel and nickel alloys and copper-based materials appear to be promising. In [317], Mansor et al. reviewed the state of the art of such materials that manifest significant current density even if they are still far

Table 3 Recently published MOR electrochemical activity results of different electrocatalysts in acid media

Electrocatalyst	ECSA/(m ² g ⁻¹)	Mass activity/(mA mg ⁻¹ _{Pt})	Specific activity/(mA cm ⁻²)	Electrolyte	References
Pt/CeO ₂ NWS	30.2	438	1.45	0.5 M H ₂ SO ₄	[266]
PtCu NWNs	82	1 287	1.87	0.5 M H ₂ SO ₄	[267]
PtRu nanosponge	48.4	410	–	0.5 M H ₂ SO ₄	[268]
PtRuCuW	26	467	1.8	0.5 M H ₂ SO ₄	[269]
Pt–Cu/GNs-CD	44.6	1 360	–	0.5 M HClO ₄	[270]
Pt–Ni/GNs-CD	26.5	960	–	0.5 M HClO ₄	[270]
Pt–Co/GNs-CD	30.2	840	–	0.5 M HClO ₄	[270]
Pt/GNs-CD	20.4	500	–	0.5 M HClO ₄	[270]
FePtSn/C	40.7	1 077	1.27	0.1 M HClO ₄	[271]
PtRu/N-GA	–	668	–	0.5 M H ₂ SO ₄	[272]
PtFe/C	–	575	1.6	0.5 M H ₂ SO ₄	[273]
Pt nanowires	22.6	1 312	5.8	0.1 M HClO ₄	[274]
PtCu porous nanotubes	37.0	2 252	6.1	0.5 M H ₂ SO ₄	[275]
PtRu nanowires	71.3	820	1.2	0.1 M HClO ₄	[276]
PtPd nanorod arrays	19.1	510	2.7	0.1 M HClO ₄	[277]
Hierarchical PtCo nanowires	52.1	1 020	2.0	0.1 M HClO ₄	[278]
PtAg nanowires	–	1 038	–	0.5 M H ₂ SO ₄	[279]
CuPt nanotubes	–	374	–	0.1 M HClO ₄	[280]
PtNiRh nanowires	69.1	1 720	2.5	0.1 M HClO ₄	[281]
PtNiCo nanodendrites	30.5	1 500	4.9	0.5 M H ₂ SO ₄	[282]
PtNiPb core-multishell nanowires	77.4	2 400	3.1	0.1 M HClO ₄	[283]
PtRu coated Cu nanowires	29.0	464	1.6	0.1 M HClO ₄	[284]
PtPdCu nanodendrites	59.6	688	1.2	0.5 M H ₂ SO ₄	[285]
PtRuFe nanowires	–	–	2.3	0.1 M HClO ₄	[235]
PtPdRuTe quaternary nanowires	42.6	1 262	3.0	0.5 M H ₂ SO ₄	[238]
Pt decorated CeO ₂ nanowires	–	714	8.1	0.5 M H ₂ SO ₄	[286]
PtRu/PC-H	38.0	1 674	4.41	0.5 M H ₂ SO ₄	[287]
Pt ₆₂ Ru ₁₈ Ni ₂₀ -O NWs	55.5	2 720	4.36	0.5 M H ₂ SO ₄	[288]
PtRuCu/C	34.57	1 350	5.22	0.1 M HClO ₄	[289]
PtNi CNCs	51	696	1.37	0.5 M H ₂ SO ₄	[290]
PtCu NTs	38	2 252	6.09	0.5 M H ₂ SO ₄	[275]
Pt–Ag alloy nanotubes	31.3	2 080	6.63	0.1 M HClO ₄	[291]
PtPb CNCs	46.6	970	2.09	0.1 M HClO ₄	[292]
Pt/OMC-WO ₃	80.6	410	–	0.5 M H ₂ SO ₄	[293]
PtRu/CNF	142	390	–	0.5 M H ₂ SO ₄	[294]
PtRu/CXG	30.4	205	0.68	0.5 M H ₂ SO ₄	[295]
PtRu/C + IrO ₂	–	280	–	0.5 M H ₂ SO ₄	[287]
PtAu nanowires	85.71	2 282.3	–	0.1 M HClO ₄	[296]

Table 4 Recently published EOR electrochemical activity results of different electrocatalysts in acid media

Electrocatalyst	ECSA/(m ² g ⁻¹)	Mass activity/(mA mg ⁻¹ _{Pt})	Specific activity/(mA cm ⁻²)	Electrolyte	References
Rh@Pt _{3.5} L	44.6	809	1.18	0.1 M HClO ₄	[297]
PtRh NWs	74.6	1 550	2.08	0.1 M HClO ₄	[298]
Pt ₃ Sn/C	–	90	0.03	0.1 M HClO ₄	[299]
Pt ₃ Sn-SnO ₂ /NG	54	469	–	0.1 M HClO ₄	[300]
Pt ₃₈ Ir NCs	–	–	1.80	0.1 M HClO ₄	[301]

from competing with the stability and the performance of the electrocatalysts based on Pt and Pd. Recent results reported in the literature in the last decade concerning the electrocatalytic activity for MOR of new electrocatalyst formulations are shown in Table 5.

4.3 Anode Electrocatalysts for Alkaline DEFCs

Much effort has been devoted to the development of anode electrocatalysts for ethanol in alkaline media. The subject has been extensively reviewed recently by Monyoncho et al. in [323] reporting an extensive table of the major catalysts along with the performance. As introduced in Sect. 3.4.2, ethanol electrooxidation is favored in alkaline media for both Pt and Pd based electrocatalysts [323] because of the increased presence of OH_{ads} on the surface of the electrode. The adsorbed hydroxide species might also promote the C–C bond cleavage (enhancing the Faradaic efficiency of the cell) [324, 325], aiding the transition from poisonous CO_{ads} into CO_2 . However, at high pH values the major oxidation products especially on palladium catalysts remain acetate. In recent years, a wide research effort in the field of EOR electrocatalysis has mainly shifted towards alkaline electrolytes, for their better oxidation kinetics in respect to acidic systems.

Platinum, when used as a single metal electrocatalyst, works best for the complete oxidation of ethanol. This is more pronounced in alkaline electrolytes in respect to acidic ones [326]. It has been found that residual oxides, like the ones that can be found after the reduction of a Pt oxide film, increase the activity towards EOR by a factor of 30 [327]. However, it has been shown that Pt suffers from CO poisoning as well in alkaline electrolytes, limiting its stability and durability.

Studies performed on ordered monocrystalline surfaces showed a strong dependency of EOR performance and durability on the surface crystal terminations. It has been observed that surfaces with low coordination sites (e.g., high index facets) boost the oxidation current, and are less prone

to deactivation [328] (e.g., on Pt(110) only adsorbed CO was observed whereas adsorbed CH_x was only found on Pt(111) terrace sites). To overcome the problem of Pt deactivation, platinum was coupled with other elements or compounds, exploiting the bimetallic synergies. Pt was coupled with, e.g., W and Sn [329–333]. While less effective than in acids, the addition of ruthenium has also been considered [181, 329, 334].

Palladium was also deeply studied in the past decade as an alternative to platinum (at least until its cost per unit mass was lower in respect to Pt). Pd shows both advantages and disadvantages in respect to platinum. It is less prone to CO poisoning especially at pH values higher than 13, where the C–C bond cleavage is difficult, and the major oxidation product is acetate [335]. Also, the only product of ethanol through incomplete oxidation on palladium is acetate. This selectivity decreases the fuel efficiency of FCs, limiting Pd usage as standalone anodic catalysts. On the contrary, it has been seen that the conjunction of Pd with less noble, oxyphilic metals could favor the complete oxidation of ethanol. Carbon supported Pd materials have been largely investigated, delivering excellent energy performance in DEFCs [329, 336–342]. Palladium has also been applied to supports other than C. In [7], it was shown that titania nanotube arrays grown onto the surface of titanium non-woven webs can deliver excellent performance, with current densities higher than 1 A cm^{-2} and power densities exceeding 300 mW cm^{-2} .

Binary and ternary Pd alloys have also been largely explored with beneficial effects to the electrocatalysis. Bimetallic alloys with Au, Sn, Ir, Ni, Ru and Cu were explored showing an improvement in current density and onset potential values compared to Pd alone [167, 186, 187, 336–338, 340, 343–351]. Ternary Pd alloys have also been considered. Notable examples are Pt–Ni–Sn, Pt–Ru–W, Pd–Ni–Zn and Pt–Ru–Mo [168, 329, 338]. Excellent activity enhancement has also been achieved by exploiting the coupling of Pd with promoting oxides (e.g., CeO_2 , NiO, SnO_2). In [50], it was

Table 5 Recently published MOR electrochemical activity results of different electrocatalysts in alkaline media

Electrocatalyst	ECSA/($\text{m}^2 \text{ g}^{-1}$)	Mass activity/($\text{mA mg}^{-1}_{\text{met}}$)	Specific activity/(mA cm^{-2})	Electrolyte	References
Pd-PdO porous nanotubes	23.7	1 111.3	4.69	1 M KOH, 1 M methanol	[318]
Hollow Pd/Te nanorods	73.1	2 296.4	3.14	1 M KOH, 1 M methanol	[319]
PdNiP/C	105	2 019.5	1.92	1 M KOH, 1 M methanol	[320]
Pd-PPy/NGE (1:50)	6.94	1 192.7	17.2	1 M KOH, 1 M methanol	[321]
Ni/WC@C	0.42	1 363	325	1 M KOH, 1 M methanol	[322]

shown that the addition of CeO_2 to a Pd/C catalyst produce a 100% increase in the cell efficiency at an even Pd loading.

An interesting approach to the improvement of the electrocatalytic activity of Pd based electrocatalysts for alkaline ethanol oxidation was proposed by Sun. In 2007, Tian et al. showed that THH palladium nanoparticles with (730) terminations show outstanding ethanol oxidation activity in alkali [352]. This investigation suggests that the engineering of the Pd particle crystal termination is an effective way to enhancing ethanol electrooxidation.

The major issue with Pd electrocatalysts seems to be the stability of the materials [19]. In the latest years, it has been shown that the oxidation of the palladium surface can compete with the ethanol oxidation reactions even in the conditions that the materials experience in fuel cells [353, 354]. Such oxidation can result in the partial dissolution of the nanoparticles that may lead to significant decrease of the surface area [355]. Such dissolution can be prevented by avoiding the exposure to excessive anodic stress, e.g., by avoiding the DEFC potential to drop below values that produce anode potentials larger than 0.6 V versus the RHE [19]. Pd oxidation can even be mitigated by the addition of small concentration of NaBH_4 to the fuel as showed in [18].

Remarkably, a new approach to the electrooxidation of ethanol based on the use of supported organometallic complex has been proposed. In [47], an anode based on a Rh(I) diolefin amine complex was prepared and tested for the electrooxidation of ethanol both in half cell and in a complete fuel cell. The anode delivered a specific current density up to $10\,000\text{ A g}_{\text{Rh}}^{-1}$. This high value was the result of using the organometallic complex spreading over the surface of a Ketjen Black carbon support. The fuel cells obtained with such an approach to the fabrication of the anode were defined as organo metallic fuel cells (OMFCs) [47]. Recent results reported in the literature in the last decade concerning the electrocatalytic activity for EOR and glycerol oxidation reaction (GOR) of new electrocatalyst formulations are shown in Table 6.

4.4 Cathode Electrocatalysts

Generally, the electrocatalysts of choice for the cathode of acidic DAFCs are restricted to two categories: Pt-based electrocatalysts (mainly Pt/C) and M–N–C PGM-free electrocatalysts (where M is a transition metal, mainly Fe or Co) [31]. Pt-based electrocatalysts have the advantage of showing higher performance, but they suffer from poor alcohol tolerance. On the other hand, the use of PGM-free electrocatalysts is limited to the M–N–C type, since transition metal oxides (e.g., Mn, Ni, and Co oxides) are generally unstable in acidic media and undergo corrosion [31]. M–N–C electrocatalysts show poor ORR performance due to their lower active-site density and turnover frequency.

However, this drawback is compensated by their excellent alcohol tolerance, which makes them the optimal choice to mitigate the detrimental effect of alcohol crossover observed with Pt-based electrocatalysts.

For the cathode alkaline DAFCs, the electrocatalyst selection should fall on PGM-free materials rather than on PGM ones for three main reasons: (i) the performance gap between PGM-free and PGM electrocatalysts in alkaline media is generally much lower than in acidic media; (ii) PGM-free electrocatalysts show excellent alcohol tolerance; and (iii) PGM-free electrocatalysts show good stability in alkaline media. For example, unlike in acidic media, various transition metal oxides highly active towards ORR like Mn, Ni, Co, and Fe oxides (and their combinations) do not undergo corrosion and can be used at the cathode of alkaline DAFCs. However, the oxides are not very efficient towards the reduction of oxygen following the 4-electron pathway. In the end, PGM-free electrocatalysts show lower cost in respect to PGM materials, finally favoring the utilization of the former ones in respect to the latter ones at the cathode of alkaline DAFCs.

Transition metal oxides are generally easily synthesizable and cheap. However, compared to M–N–C materials, they show lower specific surface area, and they may suffer from poorer electronic conductivity. In the following sections, the electrocatalysts used for the cathode of DAFCs in acid and alkaline configurations are presented.

4.5 Cathodes for Acid DAFCs

In acid DAFCs, Pt-based electrocatalysts for ORR show good performance but unfortunately, they are also very active towards alcohol oxidation reactions. Thus, Pt-based electrocatalysts at the cathode are not effective considering the problem of the crossover of alcohol from the anode to cathode, which dramatically decreases the cell open circuit voltage. The formation of a mixed potential (oxygen reduction and alcohol oxidation occurring simultaneously on the active sites of the cathodic electrocatalyst), causes a significant performance loss when Pt/C electrocatalysts are used at the cathode of a DAFC. Figure 8 clearly shows the impact of alcohols on ORR in acid environment for a commercial Pt/C electrocatalyst and a Fe–N–C electrocatalyst [25, 31, 379–387]. The ORR activity of the Fe–N–C electrocatalyst is not affected by the presence of alcohols, demonstrating the high tolerance of PGM-free electrocatalysts towards the presence of alcohols at the cathode of DAFCs. It has been demonstrated that the presence of just 2 mM alcohols impacts significantly on Pt/C, reducing the ORR activity. When the concentration of alcohol reaches 200 mM, clearly the Pt/C catalyzes their oxidation, as visible by the decrease of the ORR current density towards the MOR and EOR. Thus, the development of alcohol tolerant

Table 6 Recently published EOR & GOR electrochemical activity results of different electrocatalysts in alkaline media

Electrocatalyst	ECSA/(m ² g ⁻¹)	Mass activity/(mA mg ⁻¹ _{met})	Specific activity/(mA cm ⁻²)	Electrolyte	References
Ultra-small Pt nanoparticles	–	5 150	15.51	0.5 M KOH, 1 M ethanol	[356]
Pd _{3.5} Ag/MWCNT	–	1 620	–	1 M NaOH, 0.5 M alcohols	[357]
^{CG} Cu ₁ Pd ₁ /SDIr _{0.03} NSs/NPG	75.96 (CO)	7 105	9.35	1 M KOH, 1 M ethanol	[358]
Pd ₂ Ag ₁ nanosheets	–	1 866	–	1 M KOH, 1 M ethanol	[359]
Ag@Pd ₂ P _{0.2}	108.3	7 240	6.55	1 M KOH, 1 M ethanol	[360]
RhPb-PbO ₂ /C	–	2 636	–	1 M KOH, 1 M ethanol	[361]
CPI@Au _{1/6ML} NSs/NPG	83.45 (Cu UPD)	8 796	10.54	1 M KOH, 1 M ethanol	[362]
Core-shell Ni ₂₀ @Pd ₆₀ Rh ₂₀ /C	1.696	6 835	0.403	1 M KOH, 1 M ethanol	[363]
Nanoporous Au (NPG)	13	308	2.37	1 M KOH, 1 M ethanol	[364]
Pd/Cu-NiO/Ti	16.02	152	0.949	1 M KOH, 1 M ethanol	[365]
Pd/AG-Ni ₃ N	149.39	3 499.5	2.342	1 M NaOH, 1 M ethanol	[366]
Core-shell Au@FePd-0.5	65.0	13 300	20.5	1 M KOH, 1 M ethanol	[367]
PdNiP/C	105	949.0	0.91	1 M KOH, 1 M ethanol	[320]
PdNiP/C	105	3 014.7	2.87	1 M KOH, 1 M EG	[320]
PdSn _{0.4} /TiO ₂ -GO	~200	~4 800	~2.4	1 M NaOH, 1 M ethanol	[368]
Pd aerogel	75.37	3 787	5.025	1 M NaOH, 1 M ethanol	[369]
Pt ₃₈ Au ₆₂ /CNTs	56.0	1 746	3.13	1 M KOH, 1 M ethanol	[370]
t-PdCu/NF	65.8	1 694.7	7.9	0.5 M NaOH, 0.5 M ethanol	[371]
Rh ₉ Bi ₁ (OH) ₃ /C	93.2	3 500	3.75	1 M KOH, 1 M ethanol	[372]
AgAu nanohybrids	–	1 834	–	1 M KOH, 1 M ethanol	[373]
Pd-PPy/NGE (1:50)	6.94	499	7.2	1 M KOH, 1 M ethanol	[321]
Pd-PPy/NGE (1:50)	6.94	2 177	31.4	1 M KOH, 1 M EG	[321]
Pd/Ti ₃ C ₂ T _x @NG	34.5	2 262.2	6.56	1 M KOH, 1 M ethanol	[374]
COF@Pd@PEDOT	62.8	606	9.65	0.5 M KOH, 1 M ethanol	[375]
3D-superstructure Pd aerogel	79.14	1 016	1.28	1 M KOH, 1 M ethanol	[376]
Pt ₅₀ Bi ₅₀ @CA	95.2	236.1	0.243	1 M KOH, 1 M ethanol	[377]
TPL-Pd ₁ Sn ₂₀	53.70	3 246	60.44	0.1 M NaOH, 0.5 M ethanol	[378]

ORR electrocatalysts is fundamental for the commercialization of DAFCs.

4.6 Cathodes for Alkaline DAFCs

The performance of alkaline DAFCs is usually superior compared to their acid counterparts, because of the faster kinetics of both oxidation and reduction reactions in alkaline environment. Moreover, in alkaline DAFCs, the alcohol crossover effect is mitigated by the OH^- dragging alcohol molecules back to the anode side [388]. Nevertheless, selective and alcohol-tolerant ORR electrocatalysts are required to avoid as much as possible the cathode potential drop lowering the cell voltage [31]. PGM-free electrocatalysts are the suitable materials to be used at the cathode side. Generally, electrocatalysts in alkaline environment show a high stability compared to acid conditions [303, 388]. Table 8 summarizes the activity reached in recent years in alkaline DAFCs, fed either with methanol or ethanol.

5 Fuel Cell Performances

5.1 Effect of Membrane Electrode Assembly Configuration on Power Output

As no standard conditions have been selected by the scientific community and industries, MEA fabrication conditions are very much variable among the reported studies and often difficult to compare fairly. Importantly, the operating conditions significantly affect the power output and durability of DAFCs, independently from their operations in acidic or

alkaline environment. In DAFCs, it is difficult to compare different power outputs, due to the different operating conditions. The MEAs fabrication procedure can also largely affect the power output. The MEA is formed by an anode electrode, a cathode electrode, and an electrolyte membrane. In turn, the electrodes are composed of a mixture of electrocatalyst, and ionomer applied over a DL. The variation of each component is crucial for an optimal power output. Considering the anode, as mentioned above, the electrocatalysts used are generally Pt/Ru supported over a carbonaceous matrix. It has been shown that anodic kinetics is quite poor and so an increase in anode electrocatalyst loading is important in improving the electrochemical output. In fact, an increase in anode catalyst loading from 1 to 4 mg cm^{-2} led to an increase in power density of 10%–30% for DMFCs, operating at the same conditions [25, 389, 390]. Considering DEFCs, moving from an anode catalyst loading of 2 to 4 mg cm^{-2} , the increase in power density is less pronounced [25]. Despite a twofold or fourfold increase in the loading, a non-proportional increase in power output was recorded indicating that a positive effect is produced. However, not all the electrocatalyst fully utilized and an optimized electrocatalyst utilization should be pursued. Considering that in DAFCs operating with PGM-free cathode electrocatalysts, the anode Pt–Ru electrocatalyst counts as most of the MEA cost, and an increase in its loading led to an increase in the overall cost. Solutions might be pursued by tuning the anode catalyst layer and loading along the anodic flow field [391]. Therefore, a trade-off between performance and cost should be analyzed for each specific case and optimized.

Different cathode electrocatalysts, belonging to the family of PGM and PGM-free, have also been tested as reported above. Also in this case, the cathode electrocatalyst loading

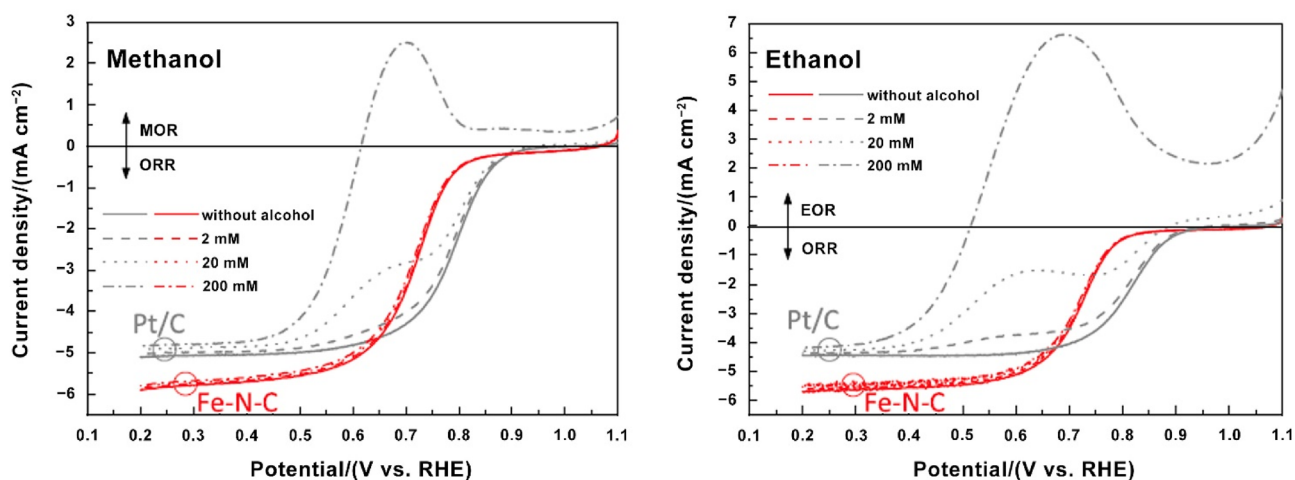


Fig. 8 Effect of the presence of alcohols (methanol and ethanol) on ORR activity for a commercial Pt/C catalyst and a PGM-free Fe–N–C-catalyst, obtained in a half-cell configuration, 0.5 M H_2SO_4 , 1 600

r min^{-1} (catalyst loadings: 50 mg cm^{-2} for Pt/C; 600 mg cm^{-2} for Fe–N–C). Adapted with permission from Ref. [25]. Copyright © 2017, Elsevier Ltd.

affects the power output. Generally, an increase in electrocatalyst loading led to an improved power output but typically with a trade-off. In fact, it was shown an increase in DMFC power output while increasing the cathode electrocatalyst loading (Fe–N–C electrocatalyst) from 2 to 4 mg cm⁻² and finally to 6 mg cm⁻² [392]. Similarly, in another study, it was shown an increase in power output by doubling the electrocatalyst layer from 2.5 to 5 mg cm⁻² [393]. However, the benefit of a greater loading diminished with operating temperature moving from 30 to 90 °C, indicating that other factors might be influencing the DMFC performance. Another study on DMFCs has shown that the power density decreased when increasing the catalyst loading from 4 to 8 mg cm⁻² [25]. This might be due to the thicker catalytic layer whose thickness increases importantly with the loading and leads to other parasitic losses such as mass transport issues for both reagents and products. An optimal cathode electrocatalyst loading should be found and correlated with the cathode catalyst layer thickness and porosity.

The cathode ionomer also plays a crucial role in the power output of DAFCs. It was found that among 35 wt%, 45 wt% and 55 wt% Nafion[®] ionomer used in the cathode electrocatalytic layer of an acid DMFC, 45 wt% was the most performing [392]. Similarly, an increase of Nafion[®] ionomer from 4 wt to 35 wt% and finally to 50 wt% led to an improvement in DMFC performance and then a decrease at the upper limit [394]. Consequently, an optimum ionomer content must be found to enhance the power output.

Also, the polymeric membrane affects importantly the power density. In hydrogen fuel cells, the general trend indicates that a decrease in the thickness of the membrane lowers the ohmic losses resulting in higher power density. This is not the case for DAFCs with PGM cathode electrocatalysts, where a thicker membrane is used to reduce the alcohol crossover transport phenomena and consequently mitigate the mixed potentials. Due to the high methanol tolerance of the PGM-free cathode electrocatalysts, a thinner membrane can be used successfully as shown very recently with a power density of 135 mW cm⁻² obtained by using a Fe/Co–N–C cathode electrocatalyst operating at 80 °C under methanol-air conditions.

5.2 Effect of Operating Conditions on Power Output

Several operational parameters such as temperature, alcohol molarity, cathode airflow rates and water management have a critical role in the power output of DAFCs [395].

Operating temperature is an important parameter affecting the reaction kinetics of DAFCs and in turn the power output [25, 389, 396]. Generally, an increase in cell temperature leads to an increase in power output, independently from the electrolyte pH [25, 397]. However, limitations in the operations are given by the polymeric electrolytes that

reduce their stability at higher conductivities. It was mentioned above that a narrow set of polymeric membranes (anion exchange or cation exchange depending on the selected environment) are used for low temperatures (below 100 °C). Moreover, as the temperature increases, the polymeric membranes (e.g., Nafion[®]) can suffer from increased ohmic resistance due to the loss of water molecules. At last, an increase of temperature can generally lead to an increase in fuel crossover phenomena which in turn lead to a lower utilization of fuel and therefore a lower Faradaic efficiency.

Another parameter affecting the power output of DAFCs is the alcohol molarity fed on the anode compartment for the oxidation reaction [25, 398, 399]. Due to the problems related to alcohol crossover, in the presence of PGM cathode electrocatalysts, a mixed potential is created that in turn lowers the OCV and the power output. Therefore, usually, the alcohol concentration fed to the anode is lower than the stoichiometric. As alcohol is diluted, an increasing concentration from 0.5 to 1 M and to 2 M leads to an increase in power output [25, 390]. However, further increase in molarity (> 2 M), has the effect of enhancing the mixed potential on the PGM cathode electrocatalyst lowering importantly the OCV and power output [25]. This is not necessary the case when PGM-free materials are used as electrocatalysts at the cathode. In fact, as PGM-free electrocatalysts do not interact with alcohol molecules, being defined as alcohol tolerant electrocatalysts, it was shown that an increase of methanol molarity up to 5 M led to an increase in power output [25, 390, 399]. Further increase in methanol molarity slightly lowers the power output. The increase in ethanol molarity instead, leads to a slight decrease in power output, but this can be ascribed to the sluggish anodic electrocatalysis rather than the cathodic one [25]. With the utilization of PGM-free electrocatalysts at the cathode, it was shown the possibility of operating at alcohol concentration up to 17 M, which is the stoichiometric ratio, without having high losses due to the alcohol crossover.

Another parameter affecting the power output of DAFCs is the reagent flow rate. It was shown that an increase in the liquid anodic flow rate can lead to an increase of the power output [400]. Particularly, despite OCV and activation overpotentials are not affected by the liquid anodic flow rate, limiting currents and concentration polarization might occur at earlier current densities. This phenomenon can be ascribed to the reaction occurring in the anode side creating a diphasic flow. In fact, as methanol or ethanol mixtures entering the anode are completely liquid, the anodic reaction generates CO₂ gas as final product meaning that with the gaseous bubble within the flow field, part of the electrode is not wet, meaning that is not directly involved in the reaction. The increase in the inlet flow rate would decrease the “dead zones” and in turn would decrease the residence time of the gas within the flow field. This leads to a more efficient

utilization of the active electrodes and in turn higher power output would be produced.

Similarly, the airflow at the cathode can also affect importantly the power output of a DAFC. In fact, a greater air flow might lead to an increase in the pressure within the cathode flow field that in turn increase the oxygen partial pressure being beneficial for the power output. Moreover, a greater air flow might also remove the alcohol that moves from anode to cathode (crossover), “cleaning” the electrocatalyst active sites from the alcohol and reducing the mixed potentials. However, a high air flow might lead to dehydration of the membrane lowering its ion conductivity and in turn being detrimental for the power output. Therefore, a humidified airflow would be required increasing in turn the operational costs.

Water management is a key issue in all the low temperature fuel cells including DAFCs. An excessive presence of water on the cathode side might lead to flooding phenomena [381, 401–405] and lower the electrochemical performance. In parallel, the lack of water might dry the membrane and dramatically increase the membrane ion conductivity and in turn lower the performance. Therefore, an optimum has to be found in terms of anodic and cathodic feeding, temperature and utilization of GDLs. GDLs, often not considered critical, also have an important effect on the water management [406], methanol crossover [407] and finally power output [406].

5.3 Acidic versus Alkaline DAFCs

5.3.1 Performance of DMFCs in Acid Electrolytes

DMFCs with Pt/C electrocatalysts at the cathode exhibit peak power density (PPD, mW cm^{-2}) ranging from 30 to 90 mW cm^{-2} [25, 408, 409] at temperatures up to 90°C . The use of multiwall carbon nanotubes subjected to specific heat-treatment allowed to reach PPD up to 108 mW cm^{-2} [409]. In this specific case, Pt nanoparticles have been deposited on medium-unzipped multiwall carbon nanotubes (Pt/MU-MWCNT) with a tailored 3D nanoarchitecture which allowed to better exploit the performance of Pt towards ORR.

Considering the alcohol crossover phenomenon, bimetallic electrocatalysts are preferred. The use of Pt- and Pd-based alloys or bimetallic electrocatalysts (Pt–Pd, Pt–Ru, Pt–Ni, Pt–Co, Pt–Fe) was investigated with good success [410–413]. As an example, Pd–Pt bimetallic electrocatalysts highly rich in Pd demonstrated to be highly active and methanol tolerant in DMFCs, reaching a performance of 112 mW cm^{-2} when the amount of Pt is the lowest [410]. In fact, electrocatalysts with a higher Pt/Pd ratio showed a lower performance due to the high activity of Pt towards MOR. Evidence of DMFCs working at temperatures above

90°C is also present in literature. Such devices showed a dramatic increase of power densities when cathodic Pt is alloyed with Ru (400 mW cm^{-2} using pure oxygen [216], 280 mW cm^{-2} using air [414]). Experimental evidence also suggested a strong influence of membrane materials on power density. The use of composite membranes could enhance power density output up to 400 mW cm^{-2} [415].

PGM-free electrocatalysts are very promising because of their high alcohol tolerance [381, 392, 416–418]. However, their ORR activity is relatively low due to the poor ORR kinetics in acidic medium, reaching PPD between 40 and 70 mW cm^{-2} at 60°C . However, with PGM-free electrocatalysts, the MEA fabrication process plays a crucial role. Wang et al. [418] demonstrated that realizing a good triple-phase interface in the catalyst layer is necessary to boost the ORR activity. A good mixing of micropores, mesopores and macropores is necessary to assuring an optimal oxygen transport to reach the active sites, enhancing the electrode performance [419]. They demonstrated that with an engineered MEA with sufficient hydrophobicity and mass transport properties, the performance of a DMFC can increase by more than 40% on the maximum power peak density. They reached this result by introducing dimethyl silicon oil (DMS) in the electrode fabrication, increasing the performance of their Fe–N–C catalyst from 72 to 102 mW cm^{-2} . Osmieri et al. [393] showed that a proper optimization of the electrocatalyst loading and the ionomer content in the electrocatalytic layer is also crucial to enhancing the DMFC performance by using a Fe–N–C electrocatalyst at the cathode. An engineered MEA can also prevent flooding of the cathode, enhancing the performance of the DMFC [381, 418, 420].

Bimetallic Fe–Co electrocatalysts can enhance DMFC performance as well. Shi et al. [421] reached a performance of 130 mW cm^{-2} (in air) with a dual-site Fe/Co–N–C electrocatalyst. The electrocatalyst was synthesized as a Co–N–C from a Co-doped ZIF-8 precursor with a controlled Zn/Co ratio, subsequently doped with Fe ions. A Zn/Co ratio equal to 11/2 was identified an optimal value. In fact, with an excessive Co-doping, the inactive Co-based metal species led to a promising ORR activity. The authors demonstrated that doping the basic Co–N–C catalyst with Fe allowed increasing the specific surface area and mesoporosity, which both favor oxygen diffusion to the active sites in the MEA.

An interesting approach to overcome the actual low performance of PGM-free electrocatalysts is the mixed approach adopted by Kosmala et al. [422]. A hybrid Pt/FeNC electrocatalyst, rich of FeN_x sites and Pt@ FeO_x particles, showed excellent durability in acid media, together with a high tolerance to methanol. The physical–chemical characterization of the Pt/FeNC electrocatalyst containing only 2 wt% Pt showed the coexistence of Pt nanoparticles encapsulated by a thin Fe-oxide shell and FeN_x sites. The core/

shell structure of the electrocatalyst, where Pt is covered by a layer of Fe-oxides, makes this material inert to methanol oxidation and highly stable thanks to the stability of FeO_x in acid environment. The high activity demonstrated by the hybrid materials can be attributed to the tunneling effect of Pt electrons through the FeO_x ultrathin layer at the core/shell interface. In fact, electrons from the surface of Pt can tunnel through the Fe oxide thin layer and catalyze the oxygen reduction. Such an effect is present only when the thickness of FeO_x surrounding the Pt nanoparticles is ultralow, otherwise the tunneling effect decreases progressively with the increase of thickness of the FeO_x . Thus, the core/shell Pt/FeNC electrocatalysts can be envisaged as promising materials for stable PGM-free surfaces in acid media, and tolerant to methanol. Interestingly, these Pt@ FeO_x electrocatalysts could also be interesting HOR electrocatalysts for PEMFC anodes, thanks to their tolerance to species known to poison exposed Pt nanoparticles.

5.3.2 Performance of DEFCs in Acid Electrolytes

The use of ethanol in acid DAFCs is somehow limited because of the sluggish kinetics of the anodic EOR (involving C–C bond breaking) reaction compared to MOR, and of course the crossover of ethanol from the anode to cathode across the membrane. Similar to methanol, ethanol crossover results in parasitic EOR at the cathode, with the formation of a mixed potential and consequent lower fuel cell efficiency. With a Pt/C ORR electrocatalyst, the PPD does not overcome 9 mW cm^{-2} [25, 167] (Table 7). An ethanol-tolerant ORR electrocatalyst can mitigate the oxidation of ethanol at the cathode side. Few examples are available in the literature, where the most interesting electrocatalyst is the one described by Meenakshi et al. [423]. They developed a mixed Pt-TiO₂/C electrocatalyst, using the so-called strong “d–d type” metal support interaction (SMSI) effect between Pt and TiO₂. With this electrocatalyst, they obtained a PPD three times higher, reaching 31 mW cm^{-2} at 60 °C. Thanks to the SMSI effect, the Pt–H and Pt–CO bonds which limit the ORR are substantially weakening till suppression of intermediate formation. Transition metal oxides like TiO₂ and WO₃ are well-known for this effect. In fact, water molecules trapped inside the oxide network provide a hydrophilic behavior, which favors the OH[−] transfer within the system, avoiding the formation of intermediates, with consequent spillover of primary oxide over metallic electrocatalyst particles [424] and improvement of the ORR performance.

An example of acid DEFCs with PGM-free cathode electrocatalysts is reported by Sebastian et al. [25]. In this work, they compared MEAs with a Pt/C and a Fe–N–C electrocatalyst at the cathode. With the Fe–N–C catalyst, they reached a PPD of 12 mW cm^{-2} at 60 °C by feeding a 2 M ethanol solution (14 mW cm^{-2} at 90 °C with 5 M ethanol

solution). They also performed a chronoamperometric test of 75 h to assess the stability of the PGM-free electrocatalyst. The MEA had a rapid decrease of performance in the initial 10 h of the experiment, with a current density loss rate of 3.5% per hour. Then, the current density loss was lower, stabilizing at a rate of about 0.2% per hour. Investigations on the reasons of the irreversible performance decay with time highlighted that it could be rather caused by the degradation of other MEA components, such as the anodic electrocatalyst for the alcohol oxidation catalyst (anode), or the ionomer or the membrane, rather than the cathodic electrocatalyst. It is well known that Ru present in the anodic electrocatalyst is susceptible to leaching out [425].

Figure 9 shows the morphology of some of the electrocatalysts listed in Table 7.

5.3.3 Performance of DMFCs in Alkaline Electrolytes

Concerning DMFCs in alkaline environment with PGM-free cathode electrocatalysts the performance is relatively low, mostly because methanol oxidation leads to CO₂ generation, which causes a rapid carbonation of the OH[−] exchange membrane. For example, Ratso et al. [426] did not overcome 7 mW cm^{-2} as PPD at 50 °C with Fe–N–C or Co–N–C electrocatalysts. A typical reference material for ORR in alkaline environment is MnO₂, thanks to the effectiveness of the redox couple Mn^{3+/4+} [388, 427]. MEAs with a cathode composed of only MnO₂ reached a PPD of 27 mW cm^{-2} at 40 °C [428]. The addition of M–N–C materials to MnO₂ allowed reaching 41 mW cm^{-2} as PPD at 40 °C [428]. In this specific case, Fe–N–C electrocatalysts were prepared from urea–formaldehyde resins mixed with MnO₂. Alkaline DMFCs displayed a superior ORR electrocatalytic activity thanks to the formation of Fe–N_x active sites and high amounts of pyridine-N. A chronoamperometric test showed an excellent durability with a minimal cell voltage decay after 39 h of testing.

Other examples in the literature show that a mix of oxides such as Fe₂O₃ and Mn₂O₃ (in the ratio 3:1) can reach a PPD of 46 mW cm^{-2} at 60 °C [429]. The good performance is ascribed to the formation of numerous heterojunctions between the two oxides, which form an intensive internal electric field favoring the electron transfer and thus the ORR. They demonstrated that the heterojunctions increased with the increase of the Fe/Mn ratio. In addition, the presence of Fe₂O₃, which is an n-type semiconductor, enhanced the oxygen storage capability of the electrocatalyst, favoring the Fe^{3+/2+} redox couple.

The highest performance reported so far in the literature has been reached with a hybrid electrocatalyst composed of three-dimensional Mn₂O₃ oxide deposited on ultrathin and porous nanosheets of Co_{1.2}Ni_{1.8}O₄. With this electrocatalyst, Liu et al. [430] reached the remarkable PPD value of 120

Table 7 Activities in DAFCs: acid environment (the fuel: MeOH or EtOH)

Cathode	Anode	Membrane	Fuels	$T/^\circ\text{C}$	PPD/(mW cm ⁻²)	References
<i>Acid DMFC</i>						
Pt black (1 mg cm ⁻²)	PtRu black (4 mg cm ⁻²)	Nafion 115	1 M MeOH (1 mL min ⁻¹), O ₂ (90 mL min ⁻¹)	70	55	[408]
Pt/C commercial (JM) (1 mg cm ⁻²)	PtRu black (4 mg cm ⁻²)	Nafion 212 (4 cm ²)	0.5 M MeOH (1 mL min ⁻¹), O ₂ (100 mL min ⁻¹)	80	90 (72 in air)	[409]
Pt/Mu-MWCNT (1 mg cm ⁻²)	PtRu black (4 mg cm ⁻²)	Nafion 212 (4 cm ²)	0.5 M MeOH (1 mL min ⁻¹), O ₂ (100 mL min ⁻¹)	80	108 (84 in air)	
Pt/C (0.9 mg cm ⁻²)	PtRu black (4 mg cm ⁻²)	Nafion 212	2 M MeOH (0.5 mL min ⁻¹), air (1000 mL min ⁻¹)	80	50	[421]
Fe/Co-N-C (with Zn/Co ratio of 11/2) (5 mg cm ⁻²)	PtRu black (4 mg cm ⁻²)	Nafion 212	2 M MeOH (0.5 mL min ⁻¹), air (1000 mL min ⁻¹)	80	130	
Pd ₁₉ Pt ₁ /C (2.8 mg cm ⁻²)	PtRu black (5 mg cm ⁻²)	Nafion 117	2 M MeOH (1 mL min ⁻¹), O ₂ (500 mL min ⁻¹)	70	112	[410]
Fe-N-C (2.5 mg cm ⁻²)	PtRu black (2.5 mg cm ⁻²)	Nafion 115	2 M MeOH (2 mL min ⁻¹), O ₂ (100 mL min ⁻¹)	60	40	[381]
Fe-N _x -C (4.5 mg cm ⁻²)	Unsupported PtRu (1.0 mg cm ⁻²)	Nafion 115	2 M MeOH (2 mL min ⁻¹), O ₂ (100 mL min ⁻¹)	60	30	[416]
Pt/C (commercial) (4 mg cm ⁻²)	PtRu black (1.0 mg cm ⁻²)	Nafion 115 (5 cm ²)	5 M MeOH (2 mL min ⁻¹), O ₂ (100 mL min ⁻¹)	60	31	[25]
Fe-N-C (Fe-NCB) (4 mg cm ⁻²)	PtRu black (1.0 mg cm ⁻²)	Nafion 115 (5 cm ²)	5 M MeOH (2 mL min ⁻¹), O ₂ (100 mL min ⁻¹)	60	35	
FeNC (Fe-(commercial Pajarito)) (4 mg cm ⁻²)	Unsupported PtRu (1.0 mg cm ⁻²)	Nafion 115	2 M MeOH (2 mL min ⁻¹), O ₂ (100 mL min ⁻¹)	60	50	[392]
Fe-N-C (5 mg cm ⁻²)	Unsupported Pt (2.0 mg cm ⁻²)	Nafion 211	3 M MeOH (1 mL min ⁻¹), O ₂ (100 mL min ⁻¹)	60	72	[418]
Fe-N-C-DMS (5 mg cm ⁻²)	Unsupported Pt (2.0 mg cm ⁻²)	Nafion 211	3 M MeOH (1 mL min ⁻¹), O ₂ (100 mL min ⁻¹)	60	102	
Pt/Fe-N-C (Pt _{1.0} Fe _{1.0}) (4 mg cm ⁻²)	PtRu/C (2 mg cm ⁻²)	Nafion 117 (25 cm ²)	2 M MeOH (50 mL min ⁻¹), O ₂ (4000 mL min ⁻¹)	100	50	[422]
<i>Acid DEFC</i>						
Pt black (3 mg cm ⁻²)	PtRu black (3 mg cm ⁻²)	Nafion 117 (2 cm ²)	1 M EtOH (4 mL min ⁻¹), O ₂ (100 mL min ⁻¹)	r.t.	8	[167]
HT-Pt-TiO ₂ (2:1)/C (2 mg cm ⁻²)	Pt-Sn(3:1)/XC-72 (2 mg cm ⁻²)	Nafion 117 (4 cm ²)	2 M EtOH (2 mL min ⁻¹), O ₂ (300 mL min ⁻¹)	60	31	[423]
Fe-N-C (4 mg cm ⁻²)	PtRu black (1.0 mg cm ⁻²)	Nafion 115 (5 cm ²)	2 M EtOH (2 mL min ⁻¹), O ₂ (100 mL min ⁻¹)	60	9	[25]
Fe-N-C (4 mg cm ⁻²)	PtRu black (2.0 mg cm ⁻²)	Nafion 115 (5 cm ²)	2 M EtOH (2 mL min ⁻¹), O ₂ (100 mL min ⁻¹)	60	12	

mW cm⁻² at 55 °C (70 mW cm⁻² at 28 °C). The tolerance to methanol was very high, also at a concentration of 2 M. The durability of the performance was monitored by keeping the MEA at a constant current density of 30 mA cm⁻² for 120 h. The voltage remained practically constant, showing almost no degradation effects. XRD analysis after the durability tests conducted on the cathodic electrocatalyst showed unchanged diffraction peaks, demonstrating the high stability of this hybrid electrocatalyst in alkaline environment. The excellent electrochemical activity of the Mn₂O₃@

Co_{1.2}Ni_{1.8}O₄ could be attributed to the narrow band gap of Co_{1.2}Ni_{1.8}O₄, which accelerates the electrons jumping from the valence band to the conduction band. Consequently, Mn³⁺ is fast oxidized into Mn⁴⁺ providing an electron to the absorbed oxygen. Indeed, the excellent stability can be attributed to the high stability of Mn₂O₃ and to the partial substitution of Ni with Co in the Co_{1.2}Ni_{1.8}O₄ mixed oxide.

Interestingly, Liu et al. [431] developed a highly performing and stable cathodic electrocatalyst based on NiC₂O₄. They obtained 151 mW cm⁻² as PPD at 65 °C,

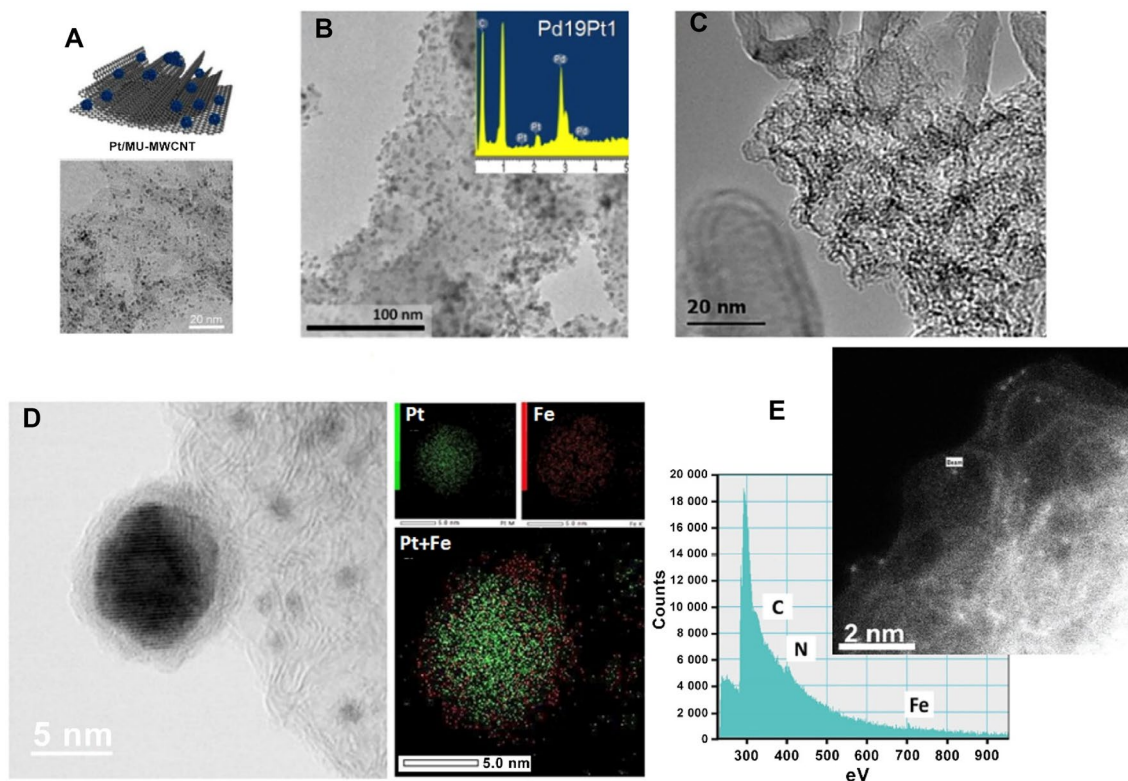


Fig. 9 Morphology of some of the cathodic electrocatalysts for acid DMFCs listed in Table 7. **a** Scheme and TEM image of the unzipped Pt/MU-MWCNT. Adapted with permission from Ref. [409]. Copyright © 2019, American Chemical Society. **b** TEM image and EDS spectrum of the carbon-supported Pd₁₉Pt₁. Adapted with permission from Ref. [410]. Copyright © 2015, Elsevier Ltd. **c** TEM image of the Fe-N_x-C. Adapted with permission from Ref. [416]. Copy-

right © 2016, John Wiley & Sons, Inc. **d** STEM-EDXS images of the Pt_{2.0}Fe_{1.0}-N-C, with the highlight on a single Pt-rich nanoparticle. Adapted with permission from Ref. [422]. Copyright © 2020, American Chemical Society. **e** HAADF-STEM image and relative EELS analysis of the Fe/Co-N-C electrocatalyst, with Zn/Co=11/2. Adapted with permission from Ref. [421]. Copyright © 2020, the Royal Society of Chemistry

compared to 18 mW cm⁻² reached with a commercial Pt/C at the cathode side. Stability tests performed monitoring the voltage during galvanostatic test at 10 and 50 mA cm⁻² at room temperature for 90 h demonstrated a very stable electrocatalyst, with limited cell voltage loss. The high activity towards ORR is provided by Co³⁺ surface ions, which act as functional active sites [432]. In fact, Co³⁺ in spinel metal oxides works as donor/acceptor reduction site. When Co³⁺ is oxidized to Co⁴⁺, it donates an excited electron to oxygen, which is reduced to OH⁻ in a faster way compared to the reduction that can occur when the electron comes from the external circuit. The latter, instead, reaches easily the Co⁴⁺ ions to reduce them back to Co³⁺. Considering that the developed NiCo₂O₄ electrocatalyst has a high specific surface area thanks to its particular “desert-rose” morphology (Fig. 10), this electrocatalyst exhibited an extremely high activity. The authors concluded that Co³⁺ ions facilitate the direct electron capture by oxygen favoring thus an efficient reduction to OH⁻.

Tan et al. [433] also developed a Pt-free and Fe-free electrocatalyst based on NiCo₂O₄ at the cathode, able to reach 126 mW cm⁻² as PPD (26 mW cm⁻² when using air instead of pure oxygen). SEM analyses revealed that the morphology of NiCo₂O₄ has a series of porous nanosheets of about 1 μm thickness. This highly porous structure of the nanosheets shows a BET specific surface area of 54 m² g⁻¹ and pores with an average size of 17.6 nm. The MEA prepared with this NiCo₂O₄ electrocatalyst exhibited significant stability along a 200-h test at room temperature where the current density was kept constant at 50 mA cm⁻². At the end of the durability test, the cell voltage dropped only by 20%.

5.3.4 Performance of DEFCs in Alkaline Electrolytes

Pt-based electrocatalysts are generally less effective in alkaline than in acidic conditions because of the limited activity of Pt towards ORR in alkaline media [434]. The best activity reached with a Pt/C at the cathode has been recorded by

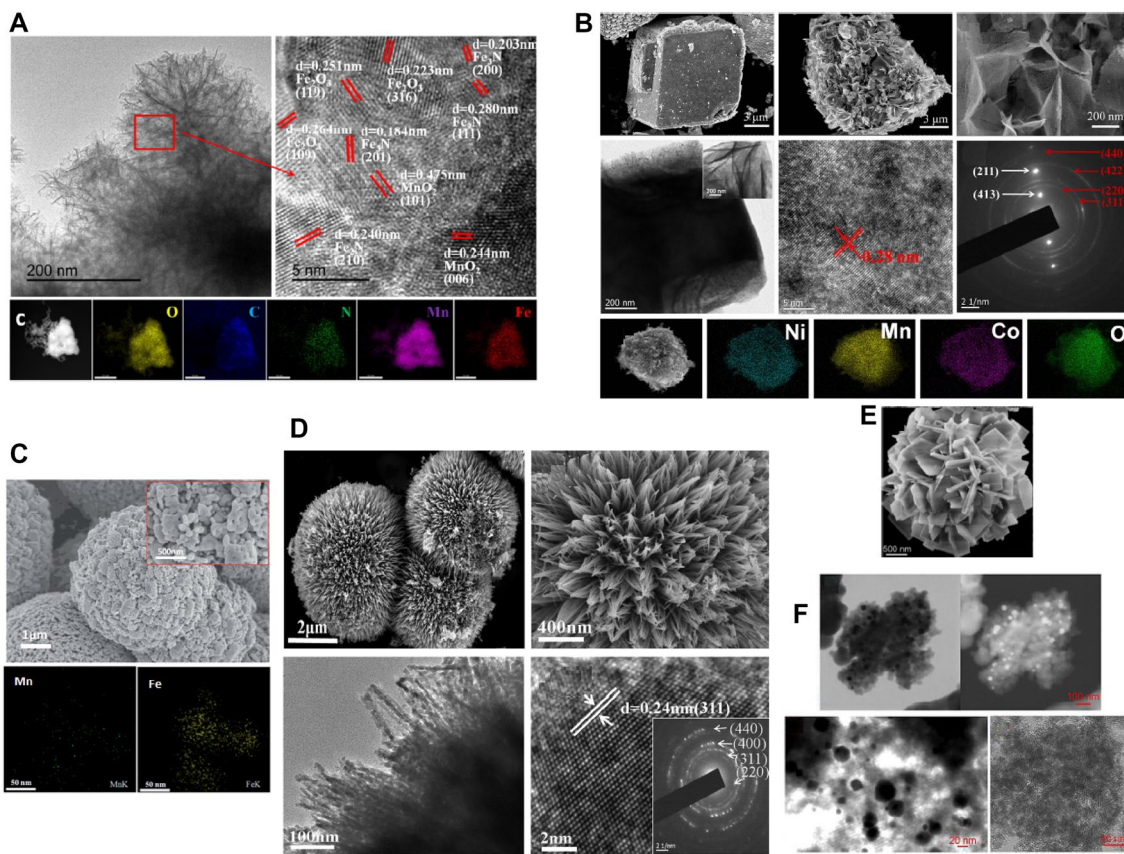


Fig. 10 Morphology of some of the cathodic catalysts for alkaline DAFCs listed in Table 8. **a** TEM, HRTEM and EDS elemental mapping of Fe–N–C/MnO₂. Adapted with permission from Ref. [428]. Copyright © 2019, Elsevier B.V. **b** SEM of Mn₂O₃, SEM, TEM, HRTEM, SAED patterns and EDX mapping of Mn₂O₃@Co_{1.2}Ni_{1.8}O₄. Adapted with permission from Ref. [430]. Copyright © 2018, American Chemical Society. **c** FESEM and EDS elemental mapping of Fe₂O₃/Mn₂O₃ in the ratio 3:1. Adapted with permission from Ref.

[429]. Copyright © 2018, the Royal Society of Chemistry. **d** SEM, TEM and HRTEM of NiCo₂O₄. Adapted with permission from Ref. [431]. Copyright © 2017, Elsevier B.V. **e** SEM of NiCo₂O₄. Adapted with permission from Ref. [433]. Copyright © 2019, American Chemical Society. **f** STEM and TEM of Fe–Co–N–C. Adapted with permission from Ref. [438]. Copyright © 2018, John Wiley & Sons, Inc

Fujiwara et al. [167], who obtained 58 mW cm⁻² as PPD at room temperature, feeding air.

MnO₂-based electrocatalysts at the cathode have been used also for alkaline DEFCs, but the performance was low. For example, Gaurava et al. [435] reached 52 mW cm⁻² as PPD at 45 °C with a 4 MEA simple stack fed with air.

Promising results have been achieved also by using metal oxides as perovskites [436]. With a cathode composed of La_{0.7}Sr_{0.3}MnO₃ perovskite it was possible to reach 28 mW cm⁻² as PPD at 30 °C. In-situ half-cell measurements demonstrated the high tolerance of this perovskite toward ethanol.

Higher performance has been achieved with M–N–C cathode electrocatalysts, due to enhanced ORR kinetics in alkaline media and extraordinary tolerance to alcohols [437]. With Fe–N–C obtained from a mesoporous carbon derived by sacrificial templating of mesoporous

silica, the maximum PPD recorded was 72 mW cm⁻² at 90 °C. Accelerated stability tests showed a remarkable performance decay after few hours of operation, with ca. 45% loss in the peak power density. Interestingly, the initial performance was fully recovered after a purging/drying procedure. This procedure consisted in flowing dry nitrogen at 90 °C for half an hour. The purging procedure demonstrated that the performance loss was mainly due to flooding problems (too high-water presence within the cathode catalytic layer) rather than deactivation of the electrocatalyst.

With a similar sacrificial template procedure, Osmieri et al. [394] synthesized a series of bimetallic FeCo–N–C electrocatalysts, which reached 28 mW cm⁻² as PPD in a passive DEFC at room temperature with important stability. In this case, the activity was most likely due to the presence of Co–Fe@C nanoparticles. Figure 10 shows

the morphology of some of the electrocatalysts listed in Table 8.

5.4 Energy Efficiency: Dependency on Acidic Versus Alkaline Working Environment

Energy efficiency data for DAFCs are rather scarce in literature despite being a crucial parameter to be considered.

In Table 9, some examples related to alkaline and acidic media for ethanol and methanol are reported identifying studies targeting the determination of energy efficiency; for the sake of comparison, the potential efficiency (estimated from the power curve) of some state-of-the-art examples is reported as well. The potential efficiency is the ratio of the cell potential to the theoretical thermodynamic potential for the reaction. The conversion is defined as the moles of fuel

Table 8 Activities in DAFCs: alkaline environment (the fuel: MeOH or EtOH)

Cathode electrocatalyst and loading	Anode electrocatalyst and loading	Membrane type and active area	Fuels	$T/^\circ\text{C}$	PPD/(mW cm^{-2})	References
<i>METHANOL</i>						
Fe–N–C (1.73 mg cm^{-2})	Pt/C (1.27 mg cm^{-2})	Fumatech FAA3 (5.29 cm^2)	1 M MeOH and 0.1 M KOH, (0.2 mL min^{-1}), O_2 (200 mL min^{-1})	50	7	[426]
Co–N–C (1.83 mg cm^{-2})	Pt/C (1.27 mg cm^{-2})	Fumatech FAA3 (5.29 cm^2)	1 M MeOH and 0.1 M KOH (0.2 mL min^{-1}), O_2 (200 mL min^{-1})	50	6.2	[426]
MnO_2 (24 mg cm^{-2})	Pt–Ru/C 60 wt% (5 mg cm^{-2})	PFM	5 M MeOH and 4 M KOH, O_2 (20 mL min^{-1})	40	27	[428]
Fe–N–C/ MnO_2 (24 mg cm^{-2})	Pt–Ru/C 60 wt% (5 mg cm^{-2})	PFM	5 M MeOH and 4 M KOH, O_2 (20 mL min^{-1})	40	41	[428]
$\text{Fe}_2\text{O}_3/\text{Mn}_2\text{O}_3$ (Fe:Mn, 3:1) (24 mg cm^{-2})	Pt–Ru/C 60 wt% (5 mg cm^{-2})	PFM	5 M MeOH and 4 M KOH, O_2 (20 mL min^{-1})	60	46	[429]
$\text{Mn}_2\text{O}_3@\text{Co}_{1.2}\text{Ni}_{1.8}\text{O}_4$ (10 mg cm^{-2})	Pt–Ru/C 50 wt% (6 mg cm^{-2})	PFM	5 M MeOH and 4 M KOH, O_2 (20 mL min^{-1})	55 28	120 70	[430]
NiCo_2O_4 (10 mg cm^{-2})	Pt–Ru/C 40 wt% (6 mg cm^{-2})	PFM	5 M MeOH and 4 M KOH, O_2 (20 mL min^{-1})	65	151	[431]
NiCo_2O_4 (10 mg cm^{-2})	Pd/Co– CeO_2 /C (5 mg cm^{-2})	PFM	5 M MeOH and 4 M KOH, O_2 (20 mL min^{-1})	60	126 (26 in air)	[433]
<i>ETHANOL</i>						
Pt black (3 mg cm^{-2})	PtRu black (3 mg cm^{-2})	Tokuyama AAEM (2 cm^2)	1 M EtOH + 0.5 M KOH (4 mL min^{-1}), O_2 (100 mL min^{-1})	r.t.	58	[167]
MnO_2 (3 mg cm^{-2})	Pt black (1 mg cm^{-2})	Stack composed of 4 MEAs	2 M EtOH + 3 M KOH (4 mL min^{-1}), air (80 mL min^{-1})	25 45	50 55	[435]
$\text{La}_{0.7}\text{Sr}_{0.3}\text{MnO}_3$ (45 mg cm^{-2})	Pt–Ru/C 40 wt%, Pt, 20 wt% Ru (1.5 $\text{mg}_{\text{Pt}} \text{cm}^{-2}$)	Tokuyama AEM A-006 (4 cm^2)	1 M EtOH and 6 M KOH (10 mL min^{-1}), O_2 (200 mL min^{-1})	30	28	[436]
Fe–N/C (MPC1) (2.5 mg cm^{-2})	Pt–Ru/C 45 wt% (1.33 mg cm^{-2})	PBI doped with KOH (4 cm^2)	2 M EtOH and 2 M KOH, O_2 (200 mL min^{-1})	90	72	[437]
Fe–N–C (2.5 mg cm^{-2})	Pt–Ru/C 45 wt% (2 mg cm^{-2})	PBI doped with KOH (4 cm^2)	2 M EtOH and 2 M KOH, O_2 (200 mL min^{-1})	90	62	[394]
Fe–Co–N–C (2 mg cm^{-2})	Pd/C (1.3 mg cm^{-2})	Tokuyama A-201 (1 cm^2)	2 M EtOH and 2 M KOH 8 mL (reservoir), air (passive configuration)	r.t.	28	[438]

Table 9 A list of energy efficiency data for alkaline and acidic systems (for the entries where CC or CV experiments are lacking, the efficiency is estimated from the power curve peak)

Fuel	Anode	Membrane	Cathode	Performance		Potential efficiency	Conversion/FE	Overall efficiency	References
				Max power density/(mW cm ⁻²)	J_p /(mA cm ⁻²)				
					E_p/V				
Ethanol	Pt-Sn/C	Nafion 117	Pt/C	35	90	0.39	-	-	[444]
Ethanol	Pt-Ru/C	Nafion 117	Pt/C	1.3	6.9	0.19	-	-	[445]
Ethanol	Pt ₃ Sn ₂ /C	Nafion 115	Pt/C	30	94	0.32	-	-	[332]
Ethanol	PtSn/C	Nafion 115	Pt/C	52	130	0.39	-	-	[329]
Ethanol	PdRu/C	Nafion 112	Pt/C	58	155	0.37	-	-	[446]
Ethanol	Pd-CeO ₂ /C	Tokuyama A201	Fe-Co/C	47	270	0.17	43%/14%	6.5%	[439]
Ethanol	Pd-(Ni-Zn)/C	Tokuyama A201	Fe-Co/C	160 (80 °C)	500	0.32	46%/15.5%	4.2%	[168]
Ethanol	Pd ₂ Ni ₃ /C	Tokuyama A201	Fe-Co/C	90 (60 °C)	320	0.28	-	-	[337]
Ethanol	PdNi/C	Nafion 211	Fe-Co/C	100 (60 °C)	280	0.36	-	-	[447]
Ethanol	RuV/C	PBI (polybenzimidazole)	TMPHP/C	130 (60 °C)	250	0.52	-	-	[183]
Methanol	PtRu/C	Nafion 117	Pt/C	38 (40 °C)	66	0.58	72.9%	18.4%	[442]
Methanol	PtRu black	Nafion 117	Pt black	26 (60 °C)	90	0.29 (33 cells)	86%	17%	[441]
Methanol	PtRu black	Nafion 117	Pt black	20	83	0.24	63%	16%	[443]
Methanol	PtRu	Nafion 117	Pt	-	-	-	-	25%	[440]
Methanol	PtRu/C	Tokuyama A201	Pt/C	6.8	28	0.24	-	-	[448]
Methanol	Pd NPs	Nafion 117	NdFeO ₃ NPs	45	88	0.51	-	-	[449]
Methanol	PtRu/C	PVA/FS	Pt/C	39 (60 °C)	85	0.46	-	-	[450]
Methanol	PtRu black	PVA/CNT	Pt black	39 (60 °C)	77	0.51	-	-	[451]

consumed compared to the total moles fed; this affects also Faradaic efficiency that takes also into account the selectivity of the oxidation in terms of number of electrons transferred. The main factor limiting the efficiency of the systems is the low fuel rate, since the decrease of the concentration hinders the mass transport generating potential losses that decrease the potential efficiency. Another limiting factor (for ethanol) is the incomplete oxidation of the alcohol due to the inability of cleaving the C–C (in particular in alkaline media), producing less charge for one mole of fuel, reducing the Faradaic efficiency and, in turn, the total energy efficiency. For example, ethanol when oxidized to acetic acid delivers 4 electrons instead of 12 for each molecule, reducing to 33% the maximum energy efficiency. Methanol does not suffer this problem as the oxidation selectively produces carbon dioxide (or carbonate). Due to these drawbacks, the reported overall efficiencies are rather low. The highest energy efficiency for ethanol in alkaline media was reported by Wang et al. [439] for Pd-(CeO₂)/C anode electrocatalyst with a conversion from 46% to acetic acid (4 electrons) and a Faradaic efficiency of 15% with an overall energy efficiency (fuel to electrical energy) of 6.5% (the product energy content was not considered as gain). Similar results are reported by Bianchini et al. with a nanostructured Pd–NiZn/C anodic electrocatalyst and a Fe–Co/C cathodic electrocatalyst in alkaline media [168]. In acidic media instead, the highest reported energy efficiency for methanol is 25%, by Seo et al. that studied extensively the methanol crossover losses in various experimental conditions [440]. Another noteworthy study by Jiang et. al reported a conversion up to 86% for methanol with a peak power density of 26 mW cm⁻² but a lower overall efficiency of 17% [441]. These studies used Pt–Ru alloy at the anode and Pt at the cathode with a Nafion® 117 membrane as electrolyte [440–443].

6 Market Perspectives

Up to now, the DMFC market includes portable, stationary and transportation devices, with portable applications covering the largest share (approx. 64%), followed by transportation (25%) and stationary (11%), as back-up power systems. For portable applications, DMFCs offer the most feasible option thanks to their high energy density and fast recharging options, compactness and lightweight. Methanol, in fact, can be easily stored, supplied and handled, sometimes also mixed with water (50/50 or 60/40 methanol/water).

The main players in DMFC companies are mostly located in North America (Ensol System in Canada, MeOH Power in the U.S.A.), North Europe (SFC Energy AG in Germany, Advent Technologies A/S in Denmark), and Asia Pacific (Samsung SDI Co. Ltd. in the Republic of Korea; Toshiba Corporation, Fujikura Ltd. and Panasonic Corporation in

Japan). Table 10 provides an overview of the main DMFC commercial products available on the web.

Considering the major drawback and limitations of DMFCs, the global market size is limited compared to other power source systems such as batteries. In 2020, the DMFC market size reached 1.73 million USD, with an expected growth to 5.85 million USD in 2028, equivalent to a compound annual growth rate (CAGR) of 16.6% [452]. In Europe, the company SFC Energy AG (Germany) declared in its Quarterly Release Q3/2022 almost 44 million EUR of sales as “Clean Energy” products (hydrogen/methanol fuel cells and integrated products) in the period January–September 2022, with an increase of +45% compared to the same period in 2021 [453]. The largest contribution to sales was determined predominantly by fuel cell solutions for industrial applications (almost doubled compared to the same period of the previous year), while sales to customers for private or recreational use decreased remarkably. For SFC Energy AG, the breakdown of sales by region has Europe as the top buyer (more than 47% of the market share), followed by the United States (43%), Asia (9%), and the rest of the world. The even more pressing request of clean power sources, combined with the availability and ease of handling of methanol will facilitate the market penetration of DMFCs. In fact, DMFCs, can provide high energy conversion together with flexible and clean operation when direct electrification and batteries cannot cover the request. Considering the 2030 Climate Target Plan [454] issued by the European Commission following the Paris Agreement (reducing greenhouse gas emissions to at least 55% below 1990’ levels by 2030 and achieving climate neutrality by 2050), the forecast sales for fuel cells are expected to increase by 2023 notwithstanding the global economy has become increasingly depressing because of the unstable geo-political circumstances, increasing inflation and unpredictable COVID policy around the world.

7 Problems to Overcome and Future Outlook

Actual DMFCs still suffer from limitations mainly related to the activity of the anode electrocatalysts. So far acidic DMFCs are the most developed systems and have reached the commercialization stage. In 2019, a logistic vehicle powered with DMFCs has been launched in China [459] and DMFCs have also been proposed as range extenders for battery vehicles. However, a future of DMFCs in high power applications is still hard to imagine for the concurrency of hydrogen systems, even on the light of the significant critical raw materials loading utilized. In almost all the cases, Pt loading usually exceeds 1 mg cm⁻², and more often, to guarantee more stability and performance,

Table 10 Main commercial DMFC products from worldwide companies, and related technical characteristics, when available




Company	Product	Characteristics	References
Ensol Systems, Canada	Oorja Models T-1/T-3 	Prime power source for remote locations (generator, PLC/SCADA systems, mountain top repeaters, remote access monitoring & control) Weight: 68 or 95 kg Power: 1.5 or 2.5 kW Operating environment: -40 – 45 °C Fuel: methanol/deionized water various concentrations Fuel consumption: $0.8/0.75$ L kWh ⁻¹	[455]
SFC Energy AG, Germany	EFOY 80/EFOY 150 	Power generators for leisure, temporary operation (sailboat, motorboat, caravan, camper, motorhome) Dimensions: (L) 448 mm × (W) 188 mm × (H) 275 mm Weight: 6.5/6.9 kg Power: 40/75 W Voltage output: 12–24 V Charging current: 3.75/9.17 A Operating environment: -20 – 50 °C Fuel: 100% methanol in EFOY cartridges	[456]
	EFOY Pro 900/Pro 1800/Pro 2800 	Power generators for leisure, continuous operation (sailboat, motorboat, caravan, camper, motorhome) Dimensions: (L) 448 mm × (W) 198 mm × (H) 275 mm Weight: 6.5/7.2/7.8 kg Power: 42/82/125 W Voltage output: 12/24 V Charging current: 3.75/9.17/20.83 A Operating Environment: -20 – 50 °C Fuel: 100% methanol in EFOY cartridges	

Table 10 (continued)




Company	Product	Characteristics	References
	<p data-bbox="475 243 679 264">EFOY Pro 12000 Duo</p> 	<p data-bbox="831 243 1334 317">Stationary applications, for better performance (transmitter stations, repeater stations, local micro-grid, rural areas)</p> <p data-bbox="831 321 1334 342">Dimensions: (L) 640 mm × (W) 441 mm × (H) 310 mm</p> <p data-bbox="831 346 962 367">Weight: 32 kg</p> <p data-bbox="831 371 951 392">Power: 3 kW</p> <p data-bbox="831 396 1054 417">Voltage output: 12–24 V</p> <p data-bbox="831 422 1158 443">Operating environment: –20–50 °C</p> <p data-bbox="831 447 1209 468">Fuel: 100% methanol in EFOY cartridges</p>	
	<p data-bbox="475 499 628 520">SFC Jenny 600S</p> 	<p data-bbox="831 499 1334 548">Portable power generator for remote military use (in a backpack)</p> <p data-bbox="831 552 1334 573">Dimensions: (L) 184 mm × (W) 74 mm × (H) 252 mm</p> <p data-bbox="831 577 962 598">Weight: 1.7 kg</p> <p data-bbox="831 602 1082 623">Energy supply: 600 Wh d⁻¹</p> <p data-bbox="831 627 1027 648">Rated capacity: 25 W</p> <p data-bbox="831 653 1054 674">Voltage output: 10–30 V</p> <p data-bbox="831 678 1158 699">Operating environment: –32–55 °C</p> <p data-bbox="831 703 1177 724">Maximum operating altitude: 4 000 m</p> <p data-bbox="831 728 1334 814">Fuel: 100% methanol in 0.35 mL (371 g, up to 350 Wh, 14 h of use at 25 W) or 2.5 L (2.2 kg, up to 2.5 kWh, 50 h of use at 50 W) fuel cartridges</p>	
	<p data-bbox="475 842 628 863">SFC Jenny 1200</p> 	<p data-bbox="831 842 1334 890">Portable power generator for remote military use (in a backpack)</p> <p data-bbox="831 894 1334 915">Dimensions: (L) 215 mm × (W) 96 mm × (H) 264 mm</p> <p data-bbox="831 919 962 940">Weight: 3.3 kg</p> <p data-bbox="831 945 1102 966">Energy supply: 1 200 Wh d⁻¹</p> <p data-bbox="831 970 1027 991">Rated capacity: 50 W</p> <p data-bbox="831 995 1054 1016">Voltage output: 10–30 V</p> <p data-bbox="831 1020 1158 1041">Operating Environment: –20–49 °C</p> <p data-bbox="831 1045 1177 1066">Maximum operating altitude: 4 000 m</p> <p data-bbox="831 1071 1334 1203">Fuel: 100% methanol in 2.5 L (2.2 kg, up to 50 h of use) or 5 L (4.3 kg, up to 110 h of use) fuel cartridges approved for air transport in accordance with UN3473</p>	

Table 10 (continued)




Company	Product	Characteristics	References
Fujikura Co., Japan	<p data-bbox="475 243 632 264">SFC Emily 3000</p> 	<p data-bbox="831 243 1342 264">Mobile power source for electrical devices in command and multipurpose vehicles for remote military use</p> <p data-bbox="831 268 1342 289">Dimensions: (L) 476 mm × (W) 206 mm × (H) 286 mm</p> <p data-bbox="831 294 979 315">Weight: 12.5 kg</p> <p data-bbox="831 319 1102 340">Energy supply: 3 000 Wh d⁻¹</p> <p data-bbox="831 344 1038 365">Rated capacity: 125 W</p> <p data-bbox="831 369 1050 390">Voltage output: 12/24 V</p> <p data-bbox="831 394 1075 415">Nominal current: 10/5.2 A</p> <p data-bbox="831 420 1158 441">Operating environment: -25–50 °C</p> <p data-bbox="831 445 1342 533">Fuel: 100% methanol in 10 L (8.4 kg, up to 88 h at 3 000 Wh d⁻¹) or 28 L (23.4 kg) cartridges</p>	
	<p data-bbox="475 594 587 615">1 W DMFC</p> 	<p data-bbox="831 594 1134 615">Unit for portable electric devices</p> <p data-bbox="831 619 1310 640">Dimensions: (L) 135 mm × (W) 75 mm × (H) 23 mm</p>	[457]
	<p data-bbox="475 856 600 877">1 kW DMFC</p> 	<p data-bbox="831 856 1334 930">Unit for emergency power generators (for earthquakes or long-term blackouts) or power sources for special vehicles (forklifts, drones)</p> <p data-bbox="831 934 1334 955">Dimensions: (L) 600 mm × (W) 440 mm × (H) 330 mm</p>	
Antig Fuel Cell Innovation	<p data-bbox="475 1182 564 1203">A5 Blade</p> 	<p data-bbox="831 1182 1318 1234">Lightweight, hand-held charger for portable devices (cell phones, PDAs, and digital cameras)</p> <p data-bbox="831 1239 938 1260">Power: 5 W</p> <p data-bbox="831 1264 1011 1285">Voltage output: 5 V</p> <p data-bbox="831 1289 1318 1310">Dimensions: (L) 150 mm × (W) 105 mm × (H) 25 mm</p> <p data-bbox="831 1314 963 1335">Weight: 300 g</p> <p data-bbox="831 1339 1150 1360">Operating environment: -5–45 °C</p>	[458]

Table 10 (continued)

Company	Product	Characteristics	References
	A25 Cube 	Robust external charger for use in stand-alone or stationary applications Power: 25 W Voltage output: 5, 9, 12, 19 V Dimensions: (L) 169 mm × (W) 190 mm × (H) 210 mm Weight: 4 kg Operating environment: −5–45 °C	
	A50 Brick 	Back-up generator or charger for light electric vehicles Power: 50 W Voltage output: 12, 24 V Dimensions: (L) 280 mm × (W) 110 mm × (H) 130 mm Weight: 5 kg Operating environment: −5–45 °C	

3 mg cm⁻² Pt loadings are used with many examples in the literature that sometimes even exceed 5 mg cm⁻². Acidic ethanol systems are less developed compared to methanol. Still, most of the reported works use large PGMs loading. The most relevant challenge in DEFCs is the conversion to CO₂ that is still a minor oxidation product and that leads to low energy conversion efficiencies. Despite a large research effort most relevant electrocatalysts are far from achieving a complete conversion. Stability is also an issue and the targets of hydrogen PEMFCs are still far to be achieved. The reasons for the performance drops are various. In acidic system, the problem of cathode flooding generates a significant drop in the performance. Moreover, anode electrocatalysts suffer from stability issues. For the oxidation of methanol and ethanol, the most developed electrocatalysts are Pt–Ru alloys (50%/50% at.). These systems are prone to Ru leaching that has been demonstrated even in the first 20 h. of operation. The depletion of the Ru content at the surface of the electrocatalysts is a significant problem as Ru has the role to reduce CO poisoning and in turn improve durability.

A further issue that affects the acidic systems is alcohol crossover with the onset of mixed potential that determines loss in cell potential and ultimately in energy efficiency. This problem is mostly related to the use of cathode electrocatalysts that beside being efficient for the ORR are also effective for alcohols oxidation. The use of PGM-free electrocatalysts such as single atoms iron and cobalt catalysts is the most promising strategy to mitigate the problem of crossover, together with the development of new membranes that show less permeability to alcohols. The problem is less relevant in alkaline DEFCs because in alkaline conditions PGM-free electrocatalysts are more effective and show larger stability.

A major drawback seldom reported of alkaline systems is the use of a fuel mixed with concentrated alkali. Oppositely, acidic system exploits the acidity of the membrane only, allowing the use of fuels consisting of alcohols in deionized water solutions. The reason why alkaline systems require the use of concentrated alkali resides in the stoichiometry of the reaction. Indeed, the oxidation of alcohols in alkaline environment leads to the formation of anions (e.g., carbonate and acetate) as products. The rightmost negative charge is balanced by the stoichiometric consumption of the OH⁻ at the reagent side. This fact combines with the kinetics of the oxidation reaction that, e.g., in the case of ethanol is dominated by the adsorption of OH⁻ at the surface of the electrocatalyst at least at low overpotential (anode potential lower than 0.5 V RHE), a region that is extremely important for the fuel cells. The effect of fuel depletion has been seldom studied in the literature, but investigations shows that when the concentration of OH⁻ in the fuel drops below 1 M the performance significantly decreases. This aspect must be considered while engineering systems to maximize the efficiency in the fuel utilization. The need to use OH⁻ also affects the energetics of the whole system, as the production of alkali, usually by the chloro-soda industry, is very energy intensive and can give a significant contribution to the energy balance of the direct alcohol fuel cells. This aspect has already been shown in the analysis of the electrochemical reforming of ethanol [28, 29]. However, this point has never been stressed for the DAFCs. We believe that the implication of such facts is that when evaluating the energy input of alkaline DAFCs the energy content of the OH⁻ should be considered in addition to that of the alcohols. This is a direct consequence of the stoichiometric OH⁻ consumption that leads to the final conclusion that the OH⁻ shall

be considered as a component of the fuel and not just as a tool to modify the pH of the anode compartment.

The use of alkaline electrolytes however has also positive implications. Indeed, the anode is immersed in a strongly conductive electrolyte. This allows the use of electrodes consisting of thick layers of easy-to-handle materials as reported in [7]. These systems, thanks to an extremely high mass transport have achieved power density over 300 mW cm^{-2} in the case of DEFCs, even if using Pd loading up to 8 mg cm^{-2} with current densities largely exceeding 1 A cm^{-2} . Remarkably, the anode catalyst layer engineering in alkaline systems could be much different from that of acidic systems, as the ion transport can be provided by the electrolyte itself without the need of ionomers and binders. The catalyst layers consist (e.g., titania nanotube arrays deposited onto titanium non-woven web [35, 460, 461]).

A further issue related to the alkaline system is safety. High performance systems need indeed highly concentrated alkali that must be handled with care during refueling. Moreover, eventual leakage of the systems may be dangerous for the devices and for the safety of the operator. This is not an issue for acid systems whereas mentioned above the fuel only consists of a solution of alcohols in water.

Fuel composition is also an issue. Indeed, neither in acidic nor in alkali can alcohols be used in pure forms. Diluted concentrations must be used to guarantee the best performances.

In alkaline systems most of the experiments have dealt with 1 M or 2 M ethanol solution. This means that the energy density of the fuel is limited by the low concentration of the alcohol. Moreover, the weight energy density is affected by the need to load the system also with hydroxide. The need to load alkaline DEFCs with alkali also affects the energy density of the fuel. Indeed, the addition of NaOH equimolar to e.g. ethanol, approximately halves the energy density of the fuel.

Also, in acidic systems, due to alcohol crossover constraints, fuel concentrations are ranging between 1 and 2 M, reaching in some case 5 M solutions, when innovative (mainly composite) membranes with lower fuel permeability are used. Only few examples, using Fe-N-C electrocatalysts at the cathode, have demonstrated the feasibility of DAFC operation with high fuel concentration.

All these aspects suggest that while the high energy density of alcohols as fuels have been largely advocated as an advantage, translating it into practical applications is completely a different matter spotting on the light several important issues. Kinetics imposes severe constraints on the concentration of the alcohols in the fuel and the need to have them diluted in water decreases much the volumetric and the weight energy density of the devices. In alkaline systems the need of the equivalents of alkali makes the situation even worse.

For all what said above, there is the need for substantial multidisciplinary research to improve the performance of the devices. In the opinion of the authors, the reduction of PGM electrocatalyst loadings and the increase of the alcohol concentration in the fuel are among the most relevant issues demanding a substantial research effort. Secondly, there is the need to improve the energetics of the anodic processes. Anode performances are indeed the most relevant in terms of potential drops and electrocatalysts with improved kinetics would improve the performance. Membranes also deserve much attention. Indeed, crossover is a limiting factor for the performance and the efficiency of the devices and depends much on the membrane. The problems interrelate with the concentration of the alcohol in the fuel; higher concentrations of alcohol in the fuel result in higher crossover. The limitation of crossover can come from leap in the membrane technology through the use of composite materials.

Acknowledgements AL, FV, HM, JF and EB acknowledge the funding from PRIN 2017 by the Italian Ministry MUR Italy (Grant No. 2017YH9MRK). AL, FV, HM, JF, EB, VB acknowledge the Italian Ministry MISE for the FISIR 2019 project AMPERE (FISIR2019_01294). CS would like to thank the support from the Italian Ministry of Education, Universities and Research (Ministero dell' Istruzione, dell' Università e della Ricerca – MIUR) through the “Rita Levi Montalcini 2018” fellowship (Grant Number PGR18MAZLI).

Funding Open access funding provided by ICCOM - FIRENZE within the CRUI-CARE Agreement.

Declaration

Conflict of Interest Alessandro Lavacchi is an editorial board member and Stefania Specchia is an associate editor for Electrochemical Energy Reviews. They were not involved in the editorial review or the decision to publish this article. All authors declare that there are no competing interests.

Open Access This article is licensed under a Creative Commons Attribution 4.0 International License, which permits use, sharing, adaptation, distribution and reproduction in any medium or format, as long as you give appropriate credit to the original author(s) and the source, provide a link to the Creative Commons licence, and indicate if changes were made. The images or other third party material in this article are included in the article's Creative Commons licence, unless indicated otherwise in a credit line to the material. If material is not included in the article's Creative Commons licence and your intended use is not permitted by statutory regulation or exceeds the permitted use, you will need to obtain permission directly from the copyright holder. To view a copy of this licence, visit <http://creativecommons.org/licenses/by/4.0/>.

References

1. Lavacchi, A., Miller, H., Vizza, F.: Nanotechnology in Electrocatalysis for Energy. Springer, New York (2013). <https://doi.org/10.1007/978-1-4899-8059-5>

2. European Commission: Hydrogen and fuel cells. https://joint-research-centre.ec.europa.eu/scientific-activities-z/hydrogen-and-fuel-cells_en
3. Sproat, V., LaHurd, D.: Fuel cell balance-of-plant reliability test-bed project. OSTI.GOV (2016). <https://doi.org/10.2172/1335164>
4. Akay, R.G., Yurtcan, A.B. (eds.): Direct Liquid Fuel Cells. Elsevier, Amsterdam (2021). <https://doi.org/10.1016/c2018-0-04168-7>
5. Coutanceau, C., Baranton, S.: Electrochemical conversion of alcohols for hydrogen production: a short overview. Wiley Interdiscip. Rev. Energy Environ. **5**, 388–400 (2016). <https://doi.org/10.1002/wene.193>
6. Wang, D., Wang, P., Wang, S.C., et al.: Direct electrochemical oxidation of alcohols with hydrogen evolution in continuous-flow reactor. Nat. Commun. **10**, 2796 (2019). <https://doi.org/10.1038/s41467-019-10928-0>
7. Chen, Y., Bellini, M., Bevilacqua, M., et al.: Direct alcohol fuel cells: toward the power densities of hydrogen-fed proton exchange membrane fuel cells. Chemsuschem **8**, 524–533 (2015). <https://doi.org/10.1002/cssc.201402999>
8. U.S. Department of Energy: Alternative fuels data center. <https://afdc.energy.gov/fuels/ethanol.html>
9. Yun, Y.: Alcohol fuels: current status and future direction. In: Alcohol Fuels: Current Technologies and Future Prospect. IntechOpen (2020). <https://doi.org/10.5772/intechopen.89788>
10. Heat of combustion. Wikipedia Page. https://en.wikipedia.org/wiki/Heat_of_combustion
11. Heat of combustion. Hydrogen Tools. <https://aws-beta.h2tools.org/hyarc/calculator-tools/lower-and-higher-heating-values-fuels>
12. Ghumman, A., Pickup, P.G.: Efficient electrochemical oxidation of ethanol to carbon dioxide in a fuel cell at ambient temperature. J. Power Sources **179**, 280–285 (2008). <https://doi.org/10.1016/j.jpowsour.2007.12.071>
13. Kowal, A., Li, M., Shao, M., et al.: Ternary Pt/Rh/SnO₂ electrocatalysts for oxidizing ethanol to CO₂. Nat. Mater. **8**, 325–330 (2009). <https://doi.org/10.1038/nmat2359>
14. Chang, J.F., Wang, G.Z., Wang, M.Y., et al.: Improving Pd–N–C fuel cell electrocatalysts through fluorination-driven rearrangements of local coordination environment. Nat. Energy **6**, 1144–1153 (2021). <https://doi.org/10.1038/s41560-021-00940-4>
15. Liu, F.Q., Wang, C.Y.: Mixed potential in a direct methanol fuel cell. J. Electrochem. Soc. **154**, B514 (2007). <https://doi.org/10.1149/1.2718404>
16. Pan, M.Z., Pan, C.J., Li, C., et al.: A review of membranes in proton exchange membrane fuel cells: transport phenomena, performance and durability. Renew. Sustain. Energy Rev. **141**, 110771 (2021). <https://doi.org/10.1016/j.rser.2021.110771>
17. You, W., Noonan, K.J.T., Coates, G.W.: Alkaline-stable anion exchange membranes: a review of synthetic approaches. Prog. Polym. Sci. **100**, 101177 (2020). <https://doi.org/10.1016/j.progpolymsci.2019.101177>
18. Wang, L.Q., Bambagioni, V., Bevilacqua, M., et al.: Sodium borohydride as an additive to enhance the performance of direct ethanol fuel cells. J. Power Sources **195**, 8036–8043 (2010). <https://doi.org/10.1016/j.jpowsour.2010.06.101>
19. Wang, L.Q., Lavacchi, A., Bellini, M., et al.: Deactivation of palladium electrocatalysts for alcohols oxidation in basic electrolytes. Electrochim. Acta **177**, 100–106 (2015). <https://doi.org/10.1016/j.electacta.2015.02.026>
20. Modibedi, R.M., Ozoemena, K.I., Mathe, M.K.: Palladium-based nanocatalysts for alcohol electrooxidation in alkaline media. In: Shao, M. (ed.) Electrocatalysis in Fuel Cells, vol. 9, pp. 129–156. Springer, London (2013). https://doi.org/10.1007/978-1-4471-4911-8_6
21. Papadias, D.D., Ahluwalia, R.K., Thomson, J.K., et al.: Degradation of SS316L bipolar plates in simulated fuel cell environment: corrosion rate, barrier film formation kinetics and contact resistance. J. Power Sources **273**, 1237–1249 (2015). <https://doi.org/10.1016/j.jpowsour.2014.02.053>
22. Hren, M., Božič, M., Fakin, D., et al.: Alkaline membrane fuel cells: anion exchange membranes and fuels. Sustain. Energy Fuels **5**, 604–637 (2021). <https://doi.org/10.1039/d0se01373k>
23. Rizo, R., Arán-Ais, R.M., Padgett, E., et al.: Pt-rich_{core}/Sn-rich_{subsurface}/Pt_{skin} nanocubes as highly active and stable electrocatalysts for the ethanol oxidation reaction. J. Am. Chem. Soc. **140**, 3791–3797 (2018). <https://doi.org/10.1021/jacs.8b00588>
24. Sebastián, D., Baglio, V., Aricò, A.S., et al.: Performance analysis of a non-platinum group metal catalyst based on iron-aminoantipyrine for direct methanol fuel cells. Appl. Catal. B Environ. **182**, 297–305 (2016). <https://doi.org/10.1016/j.apcatb.2015.09.043>
25. Sebastián, D., Serov, A., Matanovic, I., et al.: Insights on the extraordinary tolerance to alcohols of Fe–N–C cathode catalysts in highly performing direct alcohol fuel cells. Nano Energy **34**, 195–204 (2017). <https://doi.org/10.1016/j.nanoen.2017.02.039>
26. Batista, B.C., Sitta, E., Eiswirth, M., et al.: Autocatalysis in the open circuit interaction of alcohol molecules with oxidized Pt surfaces. Phys. Chem. Chem. Phys. **10**, 6686 (2008). <https://doi.org/10.1039/b811787j>
27. Liang, Z.X., Zhao, T.S., Xu, J.B., et al.: Mechanism study of the ethanol oxidation reaction on palladium in alkaline media. Electrochim. Acta **54**, 2203–2208 (2009). <https://doi.org/10.1016/j.electacta.2008.10.034>
28. Miller, H.A., Lavacchi, A., Vizza, F.: Storage of renewable energy in fuels and chemicals through electrochemical reforming of bioalcohols. Curr. Opin. Electrochem. **21**, 140–145 (2020). <https://doi.org/10.1016/j.coelec.2020.02.001>
29. Chen, Y.X., Lavacchi, A., Miller, H.A., et al.: Nanotechnology makes biomass electrolysis more energy efficient than water electrolysis. Nat. Commun. **5**, 4036 (2014). <https://doi.org/10.1038/ncomms5036>
30. Pinto, A.M.F.R., Oliveira, V.B., Falcão, D.S.: Introduction to direct alcohol fuel cells. In: Pinto, A.M.F.R., Oliveira, V.B., Falcão, D.S. (eds.) Direct Alcohol Fuel Cells for Portable Applications, pp. 1–15. Elsevier, Amsterdam (2018). <https://doi.org/10.1016/b978-0-12-811849-8.00001-2>
31. Berretti, E., Longhi, M., Atanassov, P., et al.: Platinum group metal-free Fe-based (FeNC) oxygen reduction electrocatalysts for direct alcohol fuel cells. Curr. Opin. Electrochem. **29**, 100756 (2021). <https://doi.org/10.1016/j.coelec.2021.100756>
32. Mathur, V.K., Crawford, J.: Fundamentals of gas diffusion layers in PEM fuel cells. In: Basu, S. (ed.) Recent Trends in Fuel Cell Science and Technology, pp. 116–128. Springer, New York (2007). https://doi.org/10.1007/978-0-387-68815-2_4
33. Ali Abdelkareem, M., Sayed, E.T., Nakagawa, N.: Significance of diffusion layers on the performance of liquid and vapor feed passive direct methanol fuel cells. Energy **209**, 118492 (2020). <https://doi.org/10.1016/j.energy.2020.118492>
34. Arisetty, S., Prasad, A.K., Advani, S.G.: Metal foams as flow field and gas diffusion layer in direct methanol fuel cells. J. Power Sources **165**, 49–57 (2007). <https://doi.org/10.1016/j.jpowsour.2006.12.008>
35. Lavacchi, A., Bellini, M., Berretti, E., et al.: Titanium dioxide nanomaterials in electrocatalysis for energy. Curr. Opin. Electrochem. **28**, 100720 (2021). <https://doi.org/10.1016/j.coelec.2021.100720>
36. Fadzillah, D.M., Kamarudin, S.K., Zainoodin, M.A., et al.: Critical challenges in the system development of direct alcohol fuel cells as portable power supplies: an overview. Int. J. Hydrog. Energy **44**, 3031–3054 (2019). <https://doi.org/10.1016/j.ijhydene.2018.11.089>

37. Petrii, O.A.: The progress in understanding the mechanisms of methanol and formic acid electrooxidation on platinum group metals (a review). *Russ. J. Electrochem.* **55**, 1–33 (2019). <https://doi.org/10.1134/s1023193519010129>
38. Zoski, C.G. (ed.): *Handbook of Electrochemistry*. Elsevier, Amsterdam (2007). <https://doi.org/10.1016/b978-0-444-51958-0.x5000-9>
39. Riyanto, R., Othman, M.R., Salimon, J.: Synthesis of acetic acid from ethanol by electrooxidation technique using Ni–Cu–PVC electrode. *ASEAN J. Sci. Technol. Dev.* **25**, 363–371 (2017). <https://doi.org/10.29037/ajstd.267>
40. Chen, Z.W., Dodelet, J.P., Zhang Dodelet, J.J. (eds.): *Non-noble Metal Fuel Cell Catalysts*. Wiley, Weinheim (2014). <https://doi.org/10.1002/9783527664900>
41. Bevilacqua, M., Filippi, J., Lavacchi, A., et al.: Energy savings in the conversion of CO₂ to fuels using an electrolytic device. *Energy Technol.* **2**, 522–525 (2014). <https://doi.org/10.1002/ente.201402014>
42. Stuve, E.M.: Overpotentials in electrochemical cells. In: Kreysa, G., Ota, K., Savinell, R.F. (eds.) *Encyclopedia of Applied Electrochemistry*, pp. 1445–1453. Springer, New York (2014). https://doi.org/10.1007/978-1-4419-6996-5_330
43. Léger, J.-M.: Mechanistic aspects of methanol oxidation on platinum-based electrocatalysts. *J. Appl. Electrochem.* **31**, 767–771 (2001). <https://doi.org/10.1023/A:1017531225171>
44. Gasteiger, H.A., Markovic, N., Ross, P.N., Jr., et al.: Methanol electrooxidation on well-characterized platinum-ruthenium bulk alloys. *J. Phys. Chem.* **97**, 12020–12029 (1993). <https://doi.org/10.1021/j100148a030>
45. Lamy, C., Lima, A., LeRhun, V., et al.: Recent advances in the development of direct alcohol fuel cells (DAFC). *J. Power Sources* **105**, 283–296 (2002). [https://doi.org/10.1016/S0378-7753\(01\)00954-5](https://doi.org/10.1016/S0378-7753(01)00954-5)
46. Fang, X., Wang, L.Q., Shen, P.K., et al.: An in situ Fourier transform infrared spectroelectrochemical study on ethanol electrooxidation on Pd in alkaline solution. *J. Power Sources* **195**, 1375–1378 (2010). <https://doi.org/10.1016/j.jpowsour.2009.09.025>
47. Bevilacqua, M., Bianchini, C., Marchionni, A., et al.: Improvement in the efficiency of an Organometallic Fuel Cell by tuning the molecular architecture of the anode electrocatalyst and the nature of the carbon support. *Energy Environ. Sci.* **5**, 8608–8620 (2012). <https://doi.org/10.1039/C2EE22055E>
48. Rus, E.D., Wakabayashi, R.H., Wang, H.S., et al.: Methanol oxidation at platinum in alkaline media: a study of the effects of hydroxide concentration and of mass transport. *ChemPhysChem* **22**, 1397–1406 (2021). <https://doi.org/10.1002/cphc.202100087>
49. Yaqoob, L., Noor, T., Iqbal, N.: A comprehensive and critical review of the recent progress in electrocatalysts for the ethanol oxidation reaction. *RSC Adv.* **11**, 16768–16804 (2021). <https://doi.org/10.1039/d1ra01841h>
50. Bambagioni, V., Bianchini, C., Chen, Y.X., et al.: Energy efficiency enhancement of ethanol electrooxidation on Pd–CeO₂/C in passive and active polymer electrolyte-membrane fuel cells. *Chemoschem* **5**, 1266–1273 (2012). <https://doi.org/10.1002/cssc.201100738>
51. Scott, K., Xing, L.: Direct methanol fuel cells. In: Sundmacher, K. (ed.) *Fuel Cell Engineering*, vol. 41, pp. 145–196. Elsevier, Amsterdam (2012). <https://doi.org/10.1016/b978-0-12-386874-9.00005-1>
52. Pineri, M., Eisenberg, A. (eds.): *Structure and Properties of Ionomers*. Springer, Dordrecht (1987). <https://doi.org/10.1007/978-94-009-3829-8>
53. Samms, S.R., Wasmus, S., Savinell, R.F.: Thermal stability of Nafion® in simulated fuel cell environments. *J. Electrochem. Soc.* **143**, 1498–1504 (1996). <https://doi.org/10.1149/1.1836669>
54. Brandão, L., Rodrigues, J., Madeira, L.M., et al.: Methanol crossover reduction by Nafion modification with palladium composite nanoparticles: application to direct methanol fuel cells. *Int. J. Hydrog. Energy* **35**, 11561–11567 (2010). <https://doi.org/10.1016/j.ijhydene.2010.04.096>
55. Ball Reviewed by Sarah C: Electrochemistry of proton conducting membrane fuel cells. *Platin. Metals Rev.* **49**, 27–32 (2005). <https://doi.org/10.1595/147106705x25525>
56. Ling, J., Savadogo, O.: Comparison of methanol crossover among four types of Nafion membranes. *J. Electrochem. Soc.* **151**, A1604 (2004). <https://doi.org/10.1149/1.1789394>
57. Miyake, T.O. N., Wakizoe, M., Honda, E.: Proceedings of the fourth international symposium on proton conducting membrane fuel cells. In: *Proceedings of the Fourth International Symposium on Proton Conducting Membrane Fuel Cells*, p. W-1880 (2004)
58. Arico, A.S., Baglio, V., Di Blasi, A., et al.: Proton exchange membranes based on the short-side-chain perfluorinated ionomer for high temperature direct methanol fuel cells. *Desalination* **199**, 271–273 (2006). <https://doi.org/10.1016/j.desal.2006.03.065>
59. Yoshitake, E.Y.M., Kunisa, Y., Endoh, E.: Solid polymer type fuel cell and production method thereof. US Patent 6,933,071, 23 Aug 2005
60. Penner, R.M., Martin, C.R.: Ion transporting composite membranes. I. Nafion-impregnated Gore-Tex. *J. Electrochem. Soc.* **132**, 514–515 (1985). <https://doi.org/10.1149/1.2113875>
61. Bahar, B., Hobson, A.R., Kolde, J.A., et al.: Ultra-thin integral composite membrane. US Patent 5,547,551, 20 Aug 1996
62. Savadogo, O.: Emerging membranes for electrochemical systems: (I) solid polymer electrolyte membranes for fuel cell systems. *ChemInform* (1998). <https://doi.org/10.1002/chin.199847334>
63. Laberty-Robert, C., Vallé, K., Pereira, F., et al.: Design and properties of functional hybrid organic-inorganic membranes for fuel cells. *Chem. Soc. Rev.* **40**, 961–1005 (2011). <https://doi.org/10.1039/C0CS00144A>
64. Mu, S.C., Tang, H.L., Wan, Z.H., et al.: Au nanoparticles self-assembled onto Nafion membranes for use as methanol-blocking barriers. *Electrochem. Commun.* **7**, 1143–1147 (2005). <https://doi.org/10.1016/j.elecom.2005.08.019>
65. Yoon, S.R., Hwang, G.H., Cho, W.I., et al.: Modification of polymer electrolyte membranes for DMFCs using Pd films formed by sputtering. *J. Power Sources* **106**, 215–223 (2002). [https://doi.org/10.1016/S0378-7753\(01\)01048-5](https://doi.org/10.1016/S0378-7753(01)01048-5)
66. Ma, Z.: A palladium-alloy deposited Nafion membrane for direct methanol fuel cells. *J. Membr. Sci.* **215**, 327–336 (2003). [https://doi.org/10.1016/s0376-7388\(03\)00026-7](https://doi.org/10.1016/s0376-7388(03)00026-7)
67. Kim, Y.M., Park, K.W., Choi, J.H., et al.: A Pd-impregnated nanocomposite Nafion membrane for use in high-concentration methanol fuel in DMFC. *Electrochem. Commun.* **5**, 571–574 (2003). [https://doi.org/10.1016/S1388-2481\(03\)00130-9](https://doi.org/10.1016/S1388-2481(03)00130-9)
68. Tang, H.L., Pan, M., Jiang, S.P., et al.: Self-assembling multi-layer Pd nanoparticles onto Nafion™ membrane to reduce methanol crossover. *Colloids Surf. A Physicochem. Eng. Asp.* **262**, 65–70 (2005). <https://doi.org/10.1016/j.colsurfa.2005.04.011>
69. Liang, Z.X., Shi, J.Y., Liao, S.J., et al.: Noble metal nanowires incorporated Nafion® membranes for reduction of methanol crossover in direct methanol fuel cells. *Int. J. Hydrog. Energy* **35**, 9182–9185 (2010). <https://doi.org/10.1016/j.ijhydene.2010.06.054>
70. Jiang, S.P., Liu, Z.C., Tang, H.L., et al.: Synthesis and characterization of PDDA-stabilized Pt nanoparticles for direct methanol fuel cells. *Electrochim. Acta* **51**, 5721–5730 (2006). <https://doi.org/10.1016/j.electacta.2006.03.006>

71. Jung, E.H., Jung, U.H., Yang, T.H., et al.: Methanol crossover through PtRu/Nafion composite membrane for a direct methanol fuel cell. *Int. J. Hydrog. Energy* **32**, 903–907 (2007). <https://doi.org/10.1016/j.ijhydene.2006.12.014>
72. Prabhuram, J., Zhao, T.S., Liang, Z.X., et al.: Pd and Pd–Cu alloy deposited Nafion membranes for reduction of methanol crossover in direct methanol fuel cells. *J. Electrochem. Soc.* **152**, A1390 (2005). <https://doi.org/10.1149/1.1926671>
73. Iwai, Y., Ikemoto, S., Haramaki, K., et al.: Influence of ligands of palladium complexes on palladium/Nafion composite membranes for direct methanol fuel cells by supercritical CO₂ impregnation method. *J. Supercrit. Fluids* **94**, 48–58 (2014). <https://doi.org/10.1016/j.supflu.2014.06.015>
74. Thiam, H.S., Daud, W.R.W., Kamarudin, S.K., et al.: Performance of direct methanol fuel cell with a palladium-silica nanofibre/Nafion composite membrane. *Energy Convers. Manag.* **75**, 718–726 (2013). <https://doi.org/10.1016/j.enconman.2013.08.009>
75. Kim, Y., Choi, W., Woo, S., et al.: Proton conductivity and methanol permeation in NafionTM/ORMOSIL prepared with various organic silanes. *J. Membr. Sci.* **238**, 213–222 (2004). <https://doi.org/10.1016/j.memsci.2004.04.005>
76. Li, C.N., Sun, G.Q., Ren, S.Z., et al.: Casting Nafion-sulfonated organosilica nano-composite membranes used in direct methanol fuel cells. *J. Membr. Sci.* **272**, 50–57 (2006). <https://doi.org/10.1016/j.memsci.2005.07.032>
77. Ren, S.Z., Sun, G.Q., Li, C.N., et al.: Organic silica/Nafion[®] composite membrane for direct methanol fuel cells. *J. Membr. Sci.* **282**, 450–455 (2006). <https://doi.org/10.1016/j.memsci.2006.05.050>
78. Liang, Z.X., Zhao, T.S., Prabhuram, J.: Diphenylsilicate-incorporated Nafion[®] membranes for reduction of methanol crossover in direct methanol fuel cells. *J. Membr. Sci.* **283**, 219–224 (2006). <https://doi.org/10.1016/j.memsci.2006.06.031>
79. Tay, S.W., Zhang, X.H., Liu, Z.L., et al.: Composite Nafion[®] membrane embedded with hybrid nanofillers for promoting direct methanol fuel cell performance. *J. Membr. Sci.* **321**, 139–145 (2008). <https://doi.org/10.1016/j.memsci.2008.04.049>
80. Li, T., Yang, Y.: A novel inorganic/organic composite membrane tailored by various organic silane coupling agents for use in direct methanol fuel cells. *J. Power Sources* **187**, 332–340 (2009). <https://doi.org/10.1016/j.jpowsour.2008.11.035>
81. Sahu, A.K., Meenakshi, S., Bhat, S.D., et al.: Meso-structured silica-Nafion hybrid membranes for direct methanol fuel cells. *J. Electrochem. Soc.* **159**, F702–F710 (2012). <https://doi.org/10.1149/2.036211jes>
82. Tricoli, V., Nannetti, F.: Zeolite-Nafion composites as ion conducting membrane materials. *Electrochim. Acta* **48**, 2625–2633 (2003). [https://doi.org/10.1016/S0013-4686\(03\)00306-2](https://doi.org/10.1016/S0013-4686(03)00306-2)
83. Baglio, V., Arico, A.S., Di Blasi, A., et al.: Zeolite-based composite membranes for high temperature direct methanol fuel cells. *J. Appl. Electrochem.* **35**, 207–212 (2005). <https://doi.org/10.1007/s10800-004-6202-z>
84. Baglio, V., Di Blasi, A., Arico, A.S., et al.: Investigation of the electrochemical behaviour in DMFCs of chabazite and clinoptilolite-based composite membranes. *Electrochim. Acta* **50**, 5181–5188 (2005). <https://doi.org/10.1016/j.electacta.2004.12.050>
85. Chen, Z.W., Holmberg, B., Li, W.Z., et al.: Nafion/zeolite nanocomposite membrane by in situ crystallization for a direct methanol fuel cell. *Chem. Mater.* **18**, 5669–5675 (2006). <https://doi.org/10.1021/cm060841q>
86. Byun, S.C., Jeong, Y.J., Park, J.W., et al.: Effect of solvent and crystal size on the selectivity of ZSM-5/Nafion composite membranes fabricated by solution-casting method. *Solid State Ion.* **177**, 3233–3243 (2006). <https://doi.org/10.1016/j.ssi.2006.09.014>
87. Gribov, E.N., Parkhomchuk, E.V., Krivobokov, I.M., et al.: Supercritical CO₂ assisted synthesis of highly selective Nafion-zeolite nanocomposite membranes for direct methanol fuel cells. *J. Membr. Sci.* **297**, 1–4 (2007). <https://doi.org/10.1016/j.memsci.2007.03.020>
88. Yildirim, M.H., Curòs, A.R., Motuzas, J., et al.: Nafion[®]/H-ZSM-5 composite membranes with superior performance for direct methanol fuel cells. *J. Membr. Sci.* **338**, 75–83 (2009). <https://doi.org/10.1016/j.memsci.2009.04.009>
89. Yoonoo, C., Dawson, C.P., Roberts, E.P.L., et al.: Nafion[®]/mordenite composite membranes for improved direct methanol fuel cell performance. *J. Membr. Sci.* **369**, 367–374 (2011). <https://doi.org/10.1016/j.memsci.2010.12.030>
90. Zhang, Z.H., Désilets, F., Felice, V., et al.: On the proton conductivity of Nafion-Faujasite composite membranes for low temperature direct methanol fuel cells. *J. Power Sources* **196**, 9176–9187 (2011). <https://doi.org/10.1016/j.jpowsour.2011.07.009>
91. Li, X., Roberts, E.P.L., Holmes, S.M., et al.: Functionalized zeolite A-Nafion composite membranes for direct methanol fuel cells. *Solid State Ion.* **178**, 1248–1255 (2007). <https://doi.org/10.1016/j.ssi.2007.06.012>
92. Jung, D.H., Cho, S.Y., Peck, D.H., et al.: Preparation and performance of a Nafion[®]/montmorillonite nanocomposite membrane for direct methanol fuel cell. *J. Power Sources* **118**, 205–211 (2003). [https://doi.org/10.1016/S0378-7753\(03\)00095-8](https://doi.org/10.1016/S0378-7753(03)00095-8)
93. Song, M.K., Park, S.B., Kim, Y.T., et al.: Nanocomposite polymer membrane based on cation exchange polymer and nano-dispersed clay sheets. *Mol. Cryst. Liq. Cryst.* **407**, 15–23 (2003). <https://doi.org/10.1080/744819008>
94. Thomassin, J.M., Pagnouille, C., Bizzari, D., et al.: Nafion-layered silicate nanocomposite membrane for fuel cell application. *E-Polymers* **4**, 1–13 (2004). <https://doi.org/10.1515/epoly.2004.4.1.182>
95. Thomassin, J.M., Pagnouille, C., Caldarella, G., et al.: Impact of acid containing montmorillonite on the properties of Nafion[®] membranes. *Polymer* **46**, 11389–11395 (2005). <https://doi.org/10.1016/j.polymer.2005.10.018>
96. Thomassin, J., Pagnouille, C., Bizzari, D., et al.: Improvement of the barrier properties of Nafion[®] by fluoro-modified montmorillonite. *Solid State Ion.* **177**, 1137–1144 (2006). <https://doi.org/10.1016/j.ssi.2006.04.023>
97. Rhee, C.H., Kim, H.K., Chang, H., et al.: Nafion/sulfonated montmorillonite composite: a new concept electrolyte membrane for direct methanol fuel cells. *Chem. Mater.* **17**, 1691–1697 (2005). <https://doi.org/10.1021/cm048058q>
98. Lin, Y.F., Yen, C.Y., Hung, C.H., et al.: A novel composite membranes based on sulfonated montmorillonite modified Nafion[®] for DMFCs. *J. Power Sources* **168**, 162–166 (2007). <https://doi.org/10.1016/j.jpowsour.2007.02.079>
99. Kim, T.K., Kang, M., Choi, Y.S., et al.: Preparation of Nafion-sulfonated clay nanocomposite membrane for direct methanol fuel cells via a film coating process. *J. Power Sources* **165**, 1–8 (2007). <https://doi.org/10.1016/j.jpowsour.2006.11.055>
100. Lee, W., Kim, H., Kim, T.K., et al.: Nafion based organic/inorganic composite membrane for air-breathing direct methanol fuel cells. *J. Membr. Sci.* **292**, 29–34 (2007). <https://doi.org/10.1016/j.memsci.2006.12.051>
101. Lin, Y.F., Yen, C.Y., Ma, C.C.M., et al.: Preparation and properties of high performance nanocomposite proton exchange membrane for fuel cell. *J. Power Sources* **165**, 692–700 (2007). <https://doi.org/10.1016/j.jpowsour.2007.01.011>

102. Hasani-Sadrabadi, M.M., Dashtimoghadam, E., Majedi, F.S., et al.: Nafion[®]/bio-functionalized montmorillonite nanohybrids as novel polyelectrolyte membranes for direct methanol fuel cells. *J. Power Sources* **190**, 318–321 (2009). <https://doi.org/10.1016/j.jpowsour.2009.01.043>
103. Hudiono, Y., Choi, S., Shu, S., et al.: Porous layered oxide/Nafion[®] nanocomposite membranes for direct methanol fuel cell applications. *Microporous Mesoporous Mater.* **118**, 427–434 (2009). <https://doi.org/10.1016/j.micromeso.2008.09.017>
104. Meenakshi, S., Sahu, A.K., Bhat, S.D., et al.: Mesostructured-aluminosilicate-Nafion hybrid membranes for direct methanol fuel cells. *Electrochim. Acta* **89**, 35–44 (2013). <https://doi.org/10.1016/j.electacta.2012.11.003>
105. Park, Y.S., Yamazaki, Y.: Low methanol permeable and high proton-conducting Nafion/calcium phosphate composite membrane for DMFC. *Solid State Ion.* **176**, 1079–1089 (2005). <https://doi.org/10.1016/j.ssi.2004.12.012>
106. Sahu, A.K., Bhat, S.D., Pitchumani, S., et al.: Novel organic-inorganic composite polymer-electrolyte membranes for DMFCs. *J. Membr. Sci.* **345**, 305–314 (2009). <https://doi.org/10.1016/j.memsci.2009.09.016>
107. Yang, C., Srinivasan, S., Aricò, A.S., et al.: Composite Nafion/zirconium phosphate membranes for direct methanol fuel cell operation at high temperature. *Electrochem. Solid-State Lett.* **4**, A31 (2001). <https://doi.org/10.1149/1.1353157>
108. Bauer, F., Willert-Porada, M.: Microstructural characterization of Zr-phosphate-Nafion[®] membranes for direct methanol fuel cell (DMFC) applications. *J. Membr. Sci.* **233**, 141–149 (2004). <https://doi.org/10.1016/j.memsci.2004.01.010>
109. Bauer, F., Willert-Porada, M.: Characterisation of zirconium and titanium phosphates and direct methanol fuel cell (DMFC) performance of functionally graded Nafion(R) composite membranes prepared out of them. *J. Power Sources* **145**, 101–107 (2005). <https://doi.org/10.1016/j.jpowsour.2005.01.063>
110. Hou, H.Y., Sun, G.Q., Wu, Z.M., et al.: Zirconium phosphate/Nafion115 composite membrane for high-concentration DMFC. *Int. J. Hydrog. Energy* **33**, 3402–3409 (2008). <https://doi.org/10.1016/j.ijhydene.2008.03.060>
111. Casciola, M., Bagnasco, G., Donnadio, A., et al.: Conductivity and methanol permeability of Nafion-zirconium phosphate composite membranes containing high aspect ratio filler particles. *Fuel Cells* **9**, 394–400 (2009). <https://doi.org/10.1002/face.20080135>
112. Arbizzani, C., Donnadio, A., Pica, M., et al.: Methanol permeability and performance of Nafion-zirconium phosphate composite membranes in active and passive direct methanol fuel cells. *J. Power Sources* **195**, 7751–7756 (2010). <https://doi.org/10.1016/j.jpowsour.2009.07.034>
113. Kim, Y.S., Cho, H.S., Song, M.K., et al.: Characterization of Nafion[®]/zirconium sulphophenyl phosphate nanocomposite membrane for direct methanol fuel cells. *J. Nanosci. Nanotechnol.* **8**, 4640–4643 (2008). <https://doi.org/10.1166/jnn.2008.ic63>
114. Staiti, P., Aricò, A.S., Baglio, V., et al.: Hybrid Nafion-silica membranes doped with heteropolyacids for application in direct methanol fuel cells. *Solid State Ion.* **145**, 101–107 (2001). [https://doi.org/10.1016/S0167-2738\(01\)00919-5](https://doi.org/10.1016/S0167-2738(01)00919-5)
115. Xu, W.L., Lu, T.H., Liu, C.P., et al.: Low methanol permeable composite Nafion/silica/PWA membranes for low temperature direct methanol fuel cells. *Electrochim. Acta* **50**, 3280–3285 (2005). <https://doi.org/10.1016/j.electacta.2004.12.014>
116. Kim, Y.C., Jeong, J.Y., Hwang, J.Y., et al.: Incorporation of heteropoly acid, tungstophosphoric acid within MCM-41 via impregnation and direct synthesis methods for the fabrication of composite membrane of DMFC. *J. Membr. Sci.* **325**, 252–261 (2008). <https://doi.org/10.1016/j.memsci.2008.07.039>
117. Thiam, H.S., Daud, W.R.W., Kamarudin, S.K., et al.: Nafion/Pd-SiO₂ nanofiber composite membranes for direct methanol fuel cell applications. *Int. J. Hydrog. Energy* **38**, 9474–9483 (2013). <https://doi.org/10.1016/j.ijhydene.2012.11.141>
118. Dimitrova, P.: Modified Nafion[®]-based membranes for use in direct methanol fuel cells. *Solid State Ion.* **150**, 115–122 (2002). [https://doi.org/10.1016/s0167-2738\(02\)00267-9](https://doi.org/10.1016/s0167-2738(02)00267-9)
119. Antonucci, P.L., Aricò, A.S., Cretì, P., et al.: Investigation of a direct methanol fuel cell based on a composite Nafion[®]-silica electrolyte for high temperature operation. *Solid State Ion.* **125**, 431–437 (1999). [https://doi.org/10.1016/S0167-2738\(99\)00206-4](https://doi.org/10.1016/S0167-2738(99)00206-4)
120. Adjemian, K.T., Lee, S.J., Srinivasan, S., et al.: Silicon oxide nafion composite membranes for proton-exchange membrane fuel cell operation at 80–140 °C. *J. Electrochem. Soc.* **149**, A256 (2002). <https://doi.org/10.1149/1.1445431>
121. Jiang, R.C., Kunz, H.R., Fenton, J.M.: Composite silica/Nafion[®] membranes prepared by tetraethylorthosilicate sol-gel reaction and solution casting for direct methanol fuel cells. *J. Membr. Sci.* **272**, 116–124 (2006). <https://doi.org/10.1016/j.memsci.2005.07.026>
122. Lin, Y.H., Li, H.D., Liu, C.P., et al.: Surface-modified Nafion membranes with mesoporous SiO₂ layers via a facile dip-coating approach for direct methanol fuel cells. *J. Power Sources* **185**, 904–908 (2008). <https://doi.org/10.1016/j.jpowsour.2008.08.067>
123. Xiao, H.P., Liu, S.H.: Zirconium phosphate (ZrP)-based functional materials: synthesis, properties and applications. *Mater. Des.* **155**, 19–35 (2018). <https://doi.org/10.1016/j.matdes.2018.05.041>
124. Vaivars, G., Maxakato, N., Mokrani, T., et al.: Zirconium phosphate based inorganic direct methanol fuel cell. *Mater. Sci.* **10**, 162–165 (2004)
125. Ozden, A., Ercelik, M., Ozdemir, Y., et al.: Enhancement of direct methanol fuel cell performance through the inclusion of zirconium phosphate. *Int. J. Hydrog. Energy* **42**, 21501–21517 (2017). <https://doi.org/10.1016/j.ijhydene.2017.01.188>
126. Sigwadi, R., Dhlamini, M.S., Mokrani, T., et al.: The proton conductivity and mechanical properties of Nafion[®]/ZrP nanocomposite membrane. *Heliyon* **5**, e02240 (2019). <https://doi.org/10.1016/j.heliyon.2019.e02240>
127. Sigwadi, R., Mokrani, T., Msomi, P., et al.: The effect of sulfated zirconia and zirconium phosphate nanocomposite membranes on fuel-cell efficiency. *Polymers* **14**, 263 (2022). <https://doi.org/10.3390/polym14020263>
128. Liu, J., Wang, H.T., Cheng, S.A., et al.: Nafion-polyfurfuryl alcohol nanocomposite membranes with low methanol permeation. *Chem. Commun.* (2004). <https://doi.org/10.1039/B315742C>
129. Sungpet, A.: Reduction of alcohol permeation through Nafion[®] by polypyrrole. *J. Membr. Sci.* **226**, 131–134 (2003). <https://doi.org/10.1016/j.memsci.2003.08.015>
130. Shimizu, T., Naruhashi, T., Momma, T., et al.: Preparation and methanol permeability of polyaniline/Nafion composite membrane. *Electrochemistry* **70**, 991–993 (2002). <https://doi.org/10.5796/electrochemistry.70.991>
131. Smit, M.A., Ocampo, A.L., Espinosa-Medina, M.A., et al.: A modified Nafion membrane with in situ polymerized polypyrrole for the direct methanol fuel cell. *J. Power Sources* **124**, 59–64 (2003). [https://doi.org/10.1016/S0378-7753\(03\)00730-4](https://doi.org/10.1016/S0378-7753(03)00730-4)
132. Huang, Q.M., Zhang, Q.L., Huang, H.L., et al.: Methanol permeability and proton conductivity of Nafion membranes modified electrochemically with polyaniline. *J. Power Sources* **184**, 338–343 (2008). <https://doi.org/10.1016/j.jpowsour.2008.06.013>
133. Tricoli, V., Carretta, N., Bartolozzi, M.: A comparative investigation of proton and methanol transport in fluorinated ionomeric membranes. *J. Electrochem. Soc.* **147**, 1286 (2000). <https://doi.org/10.1149/1.1393351>

134. Kim, D.S., Guiver, M.D., Kim, Y.S.: 2009. Proton exchange membranes for direct methanol fuel cells. In: Liu, H.S., Zhang, J.J. (eds.) *Electrocatalysis of Direct Methanol Fuel Cells*, pp. 379–416. Wiley, Weinheim (2009). <https://doi.org/10.1002/9783527627707.ch10>
135. Karthikeyan, C.S., Nunes, S.P., Prado, L.A.S.A., et al.: Polymer nanocomposite membranes for DMFC application. *J. Membr. Sci.* **254**, 139–146 (2005). <https://doi.org/10.1016/j.memsci.2004.12.048>
136. Rambabu, G., Bhat, S.D.: Simultaneous tuning of methanol crossover and ionic conductivity of sPEEK membrane electrolyte by incorporation of PSSA functionalized MWCNTs: a comparative study in DMFCs. *Chem. Eng. J.* **243**, 517–525 (2014). <https://doi.org/10.1016/j.cej.2014.01.030>
137. Kreuer, K.D.: On the development of proton conducting polymer membranes for hydrogen and methanol fuel cells. *J. Membr. Sci.* **185**, 29–39 (2001). [https://doi.org/10.1016/S0376-7388\(00\)00632-3](https://doi.org/10.1016/S0376-7388(00)00632-3)
138. Zhang, H.Q., Li, X.F., Zhao, C.J., et al.: Composite membranes based on highly sulfonated PEEK and PBI: morphology characteristics and performance. *J. Membr. Sci.* **308**, 66–74 (2008). <https://doi.org/10.1016/j.memsci.2007.09.045>
139. Wu, H.L., Ma, C.C.M., Kuan, H.C., et al.: Sulfonated poly(ether ether ketone)/poly(vinylpyrrolidone) acid-base polymer blends for direct methanol fuel cell application. *J. Polym. Sci. B Polym. Phys.* **44**, 565–572 (2006). <https://doi.org/10.1002/polb.20717>
140. Nunes, S.: Inorganic modification of proton conductive polymer membranes for direct methanol fuel cells. *J. Membr. Sci.* **203**, 215–225 (2002). [https://doi.org/10.1016/S0376-7388\(02\)00009-1](https://doi.org/10.1016/S0376-7388(02)00009-1)
141. Gaowen, Z., Zhentao, Z.: Organic/inorganic composite membranes for application in DMFC. *J. Membr. Sci.* **261**, 107–113 (2005). <https://doi.org/10.1016/j.memsci.2005.03.036>
142. Ponce, M.L., Prado, L., Ruffmann, B., et al.: Reduction of methanol permeability in polyetherketone-heteropolyacid membranes. *J. Membr. Sci.* **217**, 5–15 (2003). [https://doi.org/10.1016/S0376-7388\(02\)00309-5](https://doi.org/10.1016/S0376-7388(02)00309-5)
143. Meenakshi, S., Bhat, S.D., Sahu, A.K., et al.: Modified sulfonated poly(ether ether ketone) based mixed matrix membranes for direct methanol fuel cells. *Fuel Cells* **13**, 851–861 (2013). <https://doi.org/10.1002/fuce.201300022>
144. Peera, S.G., Meenakshi, S., Gopi, K.H., et al.: Impact on the ionic channels of sulfonated poly(ether ether ketone) due to the incorporation of polyphosphazene: a case study in direct methanol fuel cells. *RSC Adv.* **3**, 14048 (2013). <https://doi.org/10.1039/c3ra41508b>
145. Guo, Q.H., Pintauro, P.N., Tang, H., et al.: Sulfonated and crosslinked polyphosphazene-based proton-exchange membranes. *J. Membr. Sci.* **154**, 175–181 (1999). [https://doi.org/10.1016/S0376-7388\(98\)00282-8](https://doi.org/10.1016/S0376-7388(98)00282-8)
146. Saarinen, V., Kallio, T., Paronen, M., et al.: New ETFE-based membrane for direct methanol fuel cell. *Electrochim. Acta* **50**, 3453–3460 (2005). <https://doi.org/10.1016/j.electacta.2004.12.022>
147. Chen, J.Y., Cao, J.M., Zhang, R.J., et al.: Modifications on promoting the proton conductivity of polybenzimidazole-based polymer electrolyte membranes in fuel cells. *Membranes* **11**, 826 (2021). <https://doi.org/10.3390/membranes11110826>
148. Wainright, J.S., Wang, J.T., Savinell, R.F.: Direct methanol fuel cells using acid doped polybenzimidazole as a polymer electrolyte. In: *IECEC 96. Proceedings of the 31st Intersociety Energy Conversion Engineering Conference*, pp. 1107–1111. IEEE, Washington (2002). <https://doi.org/10.1109/IECEC.1996.553862>
149. Cheng, Y., Zhang, J., Lu, S.F., et al.: Significantly enhanced performance of direct methanol fuel cells at elevated temperatures. *J. Power Sources* **450**, 227620 (2020). <https://doi.org/10.1016/j.jpowsour.2019.227620>
150. Hu, M.S., Zhang, B.P., Chen, J.L., et al.: Cross-linked polymer electrolyte membrane based on a highly branched sulfonated polyimide with improved electrochemical properties for fuel cell applications. *Int. J. Energy Res.* **43**, 8753–8764 (2019). <https://doi.org/10.1002/er.4879>
151. Choudhury, R.R., Gohil, J.M., Dutta, K.: Poly(vinyl alcohol)-based membranes for fuel cell and water treatment applications: a review on recent advancements. *Polym. Adv. Technol.* **32**, 4175–4203 (2021). <https://doi.org/10.1002/pat.5431>
152. Maiti, J., Kakati, N., Lee, S.H., et al.: Where do poly(vinyl alcohol) based membranes stand in relation to Nafion® for direct methanol fuel cell applications? *J. Power Sources* **216**, 48–66 (2012). <https://doi.org/10.1016/j.jpowsour.2012.05.057>
153. Wong, C.Y., Wong, W.Y., Loh, K.S., et al.: Development of poly(vinyl alcohol)-based polymers as proton exchange membranes and challenges in fuel cell application: a review. *Polym. Rev.* **60**, 171–202 (2020). <https://doi.org/10.1080/15583724.2019.1641514>
154. Yuan, Q., Liu, P., Baker, G.L.: Sulfonated polyimide and PVDF based blend proton exchange membranes for fuel cell applications. *J. Mater. Chem. A* **3**, 3847–3853 (2015). <https://doi.org/10.1039/c4ta04910a>
155. Subramanian, M.S., Sasikumar, G.: Sulfonated polyether sulfone-poly(vinylidene fluoride) blend membrane for DMFC applications. *J. Appl. Polym. Sci.* **117**, 801–808 (2010). <https://doi.org/10.1002/app.31087>
156. Xue, S., Yin, G.P.: Proton exchange membranes based on poly(vinylidene fluoride) and sulfonated poly(ether ether ketone). *Polymer* **47**, 5044–5049 (2006). <https://doi.org/10.1016/j.polymer.2006.03.086>
157. Wang, J.H., Li, N.W., Cui, Z.M., et al.: Blends based on sulfonated poly[bis(benzimidazobenzisoquinolinones)] and poly(vinylidene fluoride) for polymer electrolyte membrane fuel cell. *J. Membr. Sci.* **341**, 155–162 (2009). <https://doi.org/10.1016/j.memsci.2009.06.002>
158. Pal, S., Mondal, R., Chatterjee, U.: Sulfonated polyvinylidene fluoride and functional copolymer based blend proton exchange membrane for fuel cell application and studies on methanol crossover. *Renew. Energy* **170**, 974–984 (2021). <https://doi.org/10.1016/j.renene.2021.02.046>
159. Kotowicz, J., Węcel, D., Kwilinski, A., et al.: Efficiency of the power-to-gas-to-liquid-to-power system based on green methanol. *Appl. Energy* **314**, 118933 (2022). <https://doi.org/10.1016/j.apenergy.2022.118933>
160. Tao, Z.W., Wang, C.Y., Zhao, X.Y., et al.: Progress in high-performance anion exchange membranes based on the design of stable cations for alkaline fuel cells. *Adv. Mater. Technol.* **6**, 2001220 (2021). <https://doi.org/10.1002/admt.202001220>
161. Li, C.Q., Baek, J.B.: The promise of hydrogen production from alkaline anion exchange membrane electrolyzers. *Nano Energy* **87**, 106162 (2021). <https://doi.org/10.1016/j.nanoen.2021.106162>
162. Zelovich, T., Vogt-Maranto, L., Simari, C., et al.: Non-monotonic temperature dependence of hydroxide ion diffusion in anion exchange membranes. *Chem. Mater.* **34**, 2133–2145 (2022). <https://doi.org/10.1021/acs.chemmater.1c03594>
163. Yu, E.H., Scott, K.: Direct methanol alkaline fuel cell with catalysed metal mesh anodes. *Electrochem. Commun.* **6**, 361–365 (2004). <https://doi.org/10.1016/j.elecom.2004.02.002>
164. Yu, E.H., Scott, K.: Development of direct methanol alkaline fuel cells using anion exchange membranes. *J. Power Sources* **137**, 248–256 (2004). <https://doi.org/10.1016/j.jpowsour.2004.06.004>
165. Yu, E.H., Scott, K.: Direct methanol alkaline fuel cells with catalysed anion exchange membrane electrodes. *J. Appl.*

- Electrochem. **35**, 91–96 (2005). <https://doi.org/10.1007/s10800-004-4061-2>
166. Scott, K., Yu, E., Vlachogiannopoulos, G., et al.: Performance of a direct methanol alkaline membrane fuel cell. *J. Power Sources* **175**, 452–457 (2008). <https://doi.org/10.1016/j.jpowsour.2007.09.027>
 167. Fujiwara, N., Siroma, Z., Yamazaki, S.I., et al.: Direct ethanol fuel cells using an anion exchange membrane. *J. Power Sources* **185**, 621–626 (2008). <https://doi.org/10.1016/j.jpowsour.2008.09.024>
 168. Bianchini, C., Bambagioni, V., Filippi, J., et al.: Selective oxidation of ethanol to acetic acid in highly efficient polymer electrolyte membrane-direct ethanol fuel cells. *Electrochem. Commun.* **11**, 1077–1080 (2009). <https://doi.org/10.1016/j.elecom.2009.03.022>
 169. Yanagi, H., Fukuta, K.: Anion exchange membrane and ionomer for alkaline membrane fuel cells (AMFCs). *ECS Trans.* **16**, 257–262 (2008). <https://doi.org/10.1149/1.2981860>
 170. Matsuoka, K., Iriyama, Y., Abe, T., et al.: Alkaline direct alcohol fuel cells using an anion exchange membrane. *J. Power Sources* **150**, 27–31 (2005). <https://doi.org/10.1016/j.jpowsour.2005.02.020>
 171. Danks, T.N., Slade, R.C.T., Varcoe, J.R.: Comparison of PVDF- and FEP-based radiation-grafted alkaline anion-exchange membranes for use in low temperature portable DMFCs. *J. Mater. Chem.* **12**, 3371–3373 (2002). <https://doi.org/10.1039/B208627A>
 172. Danks, T.N., Slade, R.C.T., Varcoe, J.R.: Alkaline anion-exchange radiation-grafted membranes for possible electrochemical application in fuel cells. *J. Mater. Chem.* **13**, 712–721 (2003). <https://doi.org/10.1039/B212164F>
 173. Chen, N.J., Lee, Y.M.: Anion exchange polyelectrolytes for membranes and ionomers. *Prog. Polym. Sci.* **113**, 101345 (2021). <https://doi.org/10.1016/j.progpolymsci.2020.101345>
 174. Xue, J.D., Zhang, J.F., Liu, X., et al.: Toward alkaline-stable anion exchange membranes in fuel cells: cycloaliphatic quaternary ammonium-based anion conductors. *Electrochem. Energy Rev.* **5**, 348–400 (2022). <https://doi.org/10.1007/s41918-021-00105-7>
 175. Kang, J.J., Li, W.Y., Lin, Y., et al.: Synthesis and ionic conductivity of a polysiloxane containing quaternary ammonium groups. *Polym. Adv. Technol.* **15**, 61–64 (2004). <https://doi.org/10.1002/pat.434>
 176. Yi, F., Yang, X.P., Li, Y.J., et al.: Synthesis and ion conductivity of poly(oxyethylene) methacrylates containing a quaternary ammonium group. *Polym. Adv. Technol.* **10**, 473–475 (1999). [https://doi.org/10.1002/\(SICI\)1099-1581\(199907\)10:7%3c473:AID-PAT900%3e3.0.CO;2-2](https://doi.org/10.1002/(SICI)1099-1581(199907)10:7%3c473:AID-PAT900%3e3.0.CO;2-2)
 177. Li, L., Wang, Y.X.: Sulfonated polyethersulfone Cardo membranes for direct methanol fuel cell. *J. Membr. Sci.* **246**, 167–172 (2005). <https://doi.org/10.1016/j.memsci.2004.08.015>
 178. Fang, J., Shen, P.K.: Quaternized poly(phthalazinone ether sulfone ketone) membrane for anion exchange membrane fuel cells. *J. Membr. Sci.* **285**, 317–322 (2006). <https://doi.org/10.1016/j.memsci.2006.08.037>
 179. Zakaria, Z., Kamarudin, S.K.: A review of quaternized polyvinyl alcohol as an alternative polymeric membrane in DMFCs and DEFCs. *Int. J. Energy Res.* **44**, 6223–6239 (2020). <https://doi.org/10.1002/er.5314>
 180. Xing, B., Savadogo, O.: Hydrogen/oxygen polymer electrolyte membrane fuel cells (PEMFCs) based on alkaline-doped polybenzimidazole (PBI). *Electrochem. Commun.* **2**, 697–702 (2000). [https://doi.org/10.1016/S1388-2481\(00\)00107-7](https://doi.org/10.1016/S1388-2481(00)00107-7)
 181. Hou, H.Y., Sun, G.Q., He, R.H., et al.: Alkali doped polybenzimidazole membrane for alkaline direct methanol fuel cell. *Int. J. Hydrog. Energy* **33**, 7172–7176 (2008). <https://doi.org/10.1016/j.ijhydene.2008.09.023>
 182. Hou, H.Y., Sun, G.Q., He, R.H., et al.: Alkali doped polybenzimidazole membrane for high performance alkaline direct ethanol fuel cell. *J. Power Sources* **182**, 95–99 (2008). <https://doi.org/10.1016/j.jpowsour.2008.04.010>
 183. Modestov, A.D., Tarasevich, M.R., Leykin, A.Y., et al.: MEA for alkaline direct ethanol fuel cell with alkali doped PBI membrane and non-platinum electrodes. *J. Power Sources* **188**, 502–506 (2009). <https://doi.org/10.1016/j.jpowsour.2008.11.118>
 184. Liu, G.L., Wang, A.L., Ji, W.X., et al.: In-situ crosslinked, side chain polybenzimidazole-based anion exchange membranes for alkaline direct methanol fuel cells. *Chem. Eng. J.* **454**, 140046 (2023). <https://doi.org/10.1016/j.cej.2022.140046>
 185. Yang, C.C., Chiu, S.J., Chien, W.C.: Development of alkaline direct methanol fuel cells based on crosslinked PVA polymer membranes. *J. Power Sources* **162**, 21–29 (2006). <https://doi.org/10.1016/j.jpowsour.2006.06.065>
 186. Yang, C.C., Lee, Y.J., Chiu, S.J., et al.: Preparation of a PVA/HAP composite polymer membrane for a direct ethanol fuel cell (DEFC). *J. Appl. Electrochem.* **38**, 1329–1337 (2008). <https://doi.org/10.1007/s10800-008-9563-x>
 187. Yang, C.C., Chiu, S.J., Lee, K.T., et al.: Study of poly(vinyl alcohol)/titanium oxide composite polymer membranes and their application on alkaline direct alcohol fuel cell. *J. Power Sources* **184**, 44–51 (2008). <https://doi.org/10.1016/j.jpowsour.2008.06.011>
 188. Yang, C.C., Chiu, S.J., Chien, W.C., et al.: Quaternized poly(vinyl alcohol)/alumina composite polymer membranes for alkaline direct methanol fuel cells. *J. Power Sources* **195**, 2212–2219 (2010). <https://doi.org/10.1016/j.jpowsour.2009.10.091>
 189. Ahmad, A.L., Yusuf, N.M., Ooi, B.S.: Preparation and modification of poly(vinyl alcohol) membrane: effect of crosslinking time towards its morphology. *Desalination* **287**, 35–40 (2012). <https://doi.org/10.1016/j.desal.2011.12.003>
 190. Herranz, D., Escudero-Cid, R., Montiel, M., et al.: Poly(vinyl alcohol) and poly(benzimidazole) blend membranes for high performance alkaline direct ethanol fuel cells. *Renew. Energy* **127**, 883–895 (2018). <https://doi.org/10.1016/j.renene.2018.05.020>
 191. Bhat, S.D., Sahu, A.K., George, C., et al.: Mordenite-incorporated PVA-PSSA membranes as electrolytes for DMFCs. *J. Membr. Sci.* **340**, 73–83 (2009). <https://doi.org/10.1016/j.memsci.2009.05.014>
 192. Yang, T.: Preliminary study of SPEEK/PVA blend membranes for DMFC applications. *Int. J. Hydrog. Energy* **33**, 6772–6779 (2008). <https://doi.org/10.1016/j.ijhydene.2008.08.022>
 193. Kim, D.S., Park, H.B., Rhim, J.W., et al.: Preparation and characterization of crosslinked PVA/SiO₂ hybrid membranes containing sulfonic acid groups for direct methanol fuel cell applications. *J. Membr. Sci.* **240**, 37–48 (2004). <https://doi.org/10.1016/j.memsci.2004.04.010>
 194. Wang, Y.F., Wang, D., Wang, J.L., et al.: Preparation and characterization of a sol-gel derived silica/PVA-Py hybrid anion exchange membranes for alkaline fuel cell application. *J. Electroanal. Chem.* **873**, 114342 (2020). <https://doi.org/10.1016/j.jelechem.2020.114342>
 195. Higa, M., Mehdizadeh, S., Feng, S.Y., et al.: Cell performance of direct methanol alkaline fuel cell (DMAFC) using anion exchange membranes prepared from PVA-based block copolymer. *J. Membr. Sci.* **597**, 117618 (2020). <https://doi.org/10.1016/j.memsci.2019.117618>
 196. Gong, L.Y., Yang, Z.Y., Li, K., et al.: Recent development of methanol electrooxidation catalysts for direct methanol fuel cell. *J. Energy Chem.* **27**, 1618–1628 (2018). <https://doi.org/10.1016/j.jechem.2018.01.029>

197. Xia, Z.X., Zhang, X.M., Sun, H., et al.: Recent advances in multi-scale design and construction of materials for direct methanol fuel cells. *Nano Energy* **65**, 104048 (2019). <https://doi.org/10.1016/j.nanoen.2019.104048>
198. Tiwari, J.N., Tiwari, R.N., Singh, G., et al.: Recent progress in the development of anode and cathode catalysts for direct methanol fuel cells. *Nano Energy* **2**, 553–578 (2013). <https://doi.org/10.1016/j.nanoen.2013.06.009>
199. Lamy, C., Léger, J.M., Srinivasan, S.: Direct methanol fuel cells: from a twentieth century electrochemist's dream to a twenty-first century emerging technology. In: *Modern Aspects of Electrochemistry*, pp. 53–118. Boston: Kluwer Academic Publishers (2005). https://doi.org/10.1007/0-306-46923-5_3
200. Antolini, E., Perez, J.: The renaissance of unsupported nanostructured catalysts for low-temperature fuel cells: from the size to the shape of metal nanostructures. *J. Mater. Sci.* **46**, 4435–4457 (2011). <https://doi.org/10.1007/s10853-011-5499-3>
201. Mazumder, V., Lee, Y., Sun, S.H.: Recent development of active nanoparticle catalysts for fuel cell reactions. *Adv. Funct. Mater.* **20**, 1224–1231 (2010). <https://doi.org/10.1002/adfm.200902293>
202. Maillard, F., Eikerling, M., Cherstiouk, O.V., et al.: Size effects on reactivity of Pt nanoparticles in CO monolayer oxidation: the role of surface mobility. *Faraday Disc.* **125**, 357 (2004). <https://doi.org/10.1039/b303911k>
203. de Sá, M.H., Moreira, C.S., Pinto, A.M.F.R., et al.: Recent advances in the development of nanocatalysts for direct methanol fuel cells. *Energies* **15**, 6335 (2022). <https://doi.org/10.3390/en15176335>
204. Lyu, F.L., Cao, M.H., Mahsud, A., et al.: Interfacial engineering of noble metals for electrocatalytic methanol and ethanol oxidation. *J. Mater. Chem. A* **8**, 15445–15457 (2020). <https://doi.org/10.1039/d0ta03199b>
205. Aric, A.S., Baglio, V., Antonucci, V.: Direct methanol fuel cells: history, status and perspectives. In: *Electrocatalysis of Direct Methanol Fuel Cells*, pp. 1–78. Weinheim, Germany: Wiley (2009). <https://doi.org/10.1002/9783527627707.ch1>
206. Kakati, N., Maiti, J., Lee, S.H., et al.: Anode catalysts for direct methanol fuel cells in acidic media: do we have any alternative for Pt or Pt-Ru? *Chem. Rev.* **114**, 12397–12429 (2014). <https://doi.org/10.1021/cr400389f>
207. Liu, H.S., Song, C.J., Zhang, L., et al.: A review of anode catalysis in the direct methanol fuel cell. *J. Power Sources* **155**, 95–110 (2006). <https://doi.org/10.1016/j.jpowsour.2006.01.030>
208. Ren, X.F., Lv, Q.Y., Liu, L.F., et al.: Current progress of Pt and Pt-based electrocatalysts used for fuel cells. *Sustain. Energy Fuels* **4**, 15–30 (2020). <https://doi.org/10.1039/c9se00460b>
209. Li, M.Y., Zheng, H.J., Han, G.Y., et al.: Facile synthesis of binary PtRu nanoflowers for advanced electrocatalysts toward methanol oxidation. *Catal. Commun.* **92**, 95–99 (2017). <https://doi.org/10.1016/j.catcom.2017.01.014>
210. Chen, F.X., Ren, J.K., He, Q., et al.: Facile and one-pot synthesis of uniform PtRu nanoparticles on polydopamine-modified multi-walled carbon nanotubes for direct methanol fuel cell application. *J. Colloid Interface Sci.* **497**, 276–283 (2017). <https://doi.org/10.1016/j.jcis.2017.03.026>
211. Muthuswamy, N., de la Fuente, J.L.G., Tran, D.T., et al.: Ru@Pt core-shell nanoparticles for methanol fuel cell catalyst: control and effects of shell composition. *Int. J. Hydrog. Energy* **38**, 16631–16641 (2013). <https://doi.org/10.1016/j.ijhydene.2013.02.056>
212. Xie, J., Zhang, Q.H., Gu, L., et al.: Ruthenium-platinum core-shell nanocatalysts with substantially enhanced activity and durability towards methanol oxidation. *Nano Energy* **21**, 247–257 (2016). <https://doi.org/10.1016/j.nanoen.2016.01.013>
213. Liu, H.X., Tian, N., Brandon, M.P., et al.: Tetrahedral Pt nanocrystal catalysts decorated with Ru adatoms and their enhanced activity in methanol electrooxidation. *ACS Catal.* **2**, 708–715 (2012). <https://doi.org/10.1021/cs200686a>
214. Kakati, N., Lee, S.H., Maiti, J., et al.: Ru decorated Pt nanoparticles by a modified polyol process for enhanced catalytic activity for methanol oxidation. *Surf. Sci.* **606**, 1633–1637 (2012). <https://doi.org/10.1016/j.susc.2012.07.008>
215. Burstein, G.T., Barnett, C.J., Kucernak, A.R., et al.: Aspects of the anodic oxidation of methanol. *Catal. Today* **38**, 425–437 (1997). [https://doi.org/10.1016/S0920-5861\(97\)00107-7](https://doi.org/10.1016/S0920-5861(97)00107-7)
216. Aricò, A.S., Antonucci, P.L., Modica, E., et al.: Effect of Pt-Ru alloy composition on high-temperature methanol electro-oxidation. *Electrochim. Acta* **47**, 3723–3732 (2002). [https://doi.org/10.1016/S0013-4686\(02\)00342-0](https://doi.org/10.1016/S0013-4686(02)00342-0)
217. Gasteiger, H.A., Marković, N., Ross, P.N., Jr., et al.: Temperature-dependent methanol electro-oxidation on well-characterized Pt–Ru alloys. *J. Electrochem. Soc.* **141**, 1795–1803 (1994). <https://doi.org/10.1149/1.2055007>
218. Sgroi, M., Zedde, F., Barbera, O., et al.: Cost analysis of direct methanol fuel cell stacks for mass production. *Energies* **9**, 1008 (2016). <https://doi.org/10.3390/en9121008>
219. Lu, Q.Q., Huang, J.S., Han, C., et al.: Facile synthesis of composition-tunable PtRh nanosponges for methanol oxidation reaction. *Electrochim. Acta* **266**, 305–311 (2018). <https://doi.org/10.1016/j.electacta.2018.02.021>
220. Yan, R.W., Sun, X.Y., Zhang, X.L., et al.: High quality electrocatalyst by Pd–Pt alloys nanoparticles uniformly distributed on polyaniline/carbon nanotubes for effective methanol oxidation. *Nanotechnology* **31**, 135703 (2020). <https://doi.org/10.1088/1361-6528/ab5e94>
221. Gruzel, G., Szmuc, K., Drzymala, E., et al.: Thin layer vs. nanoparticles: effect of SnO₂ addition to PtRhNi nanoframes for ethanol oxidation reaction. *Int. J. Hydrog. Energy* **47**, 14823–14835 (2022). <https://doi.org/10.1016/j.ijhydene.2022.02.217>
222. Xia, T.Y., Zhao, K., Zhu, Y.Q., et al.: Mixed-dimensional Pt-Ni alloy polyhedral nanochains as bifunctional electrocatalysts for direct methanol fuel cells. *Adv. Mater.* **35**, 2206508 (2023). <https://doi.org/10.1002/adma.202206508>
223. Lou, W.H., Ali, A., Shen, P.K.: Recent development of Au arched Pt nanomaterials as promising electrocatalysts for methanol oxidation reaction. *Nano Res.* **15**, 18–37 (2022). <https://doi.org/10.1007/s12274-021-3461-5>
224. Zhang, X.L., Yan, R.W., Zhou, W.C., et al.: Pt–Ru bimetallic nanoparticles anchored on carbon nanotubes/polyaniline composites with coral-like structure for enhanced methanol oxidation. *J. Alloys Compd.* **920**, 165990 (2022). <https://doi.org/10.1016/j.jallcom.2022.165990>
225. Bhuvanendran, N., Ravichandran, S., Zhang, W.Q., et al.: Highly efficient methanol oxidation on durable Pt,Ir/MWCNT catalysts for direct methanol fuel cell applications. *Int. J. Hydrog. Energy* **45**, 6447–6460 (2020). <https://doi.org/10.1016/j.ijhydene.2019.12.176>
226. Kaur, A., Kaur, G., Singh, P.P., et al.: Supported bimetallic nanoparticles as anode catalysts for direct methanol fuel cells: a review. *Int. J. Hydrog. Energy* **46**, 15820–15849 (2021). <https://doi.org/10.1016/j.ijhydene.2021.02.037>
227. Yu, Y.Q., Chen, K.C., Wu, Q., et al.: Recent progress on reduced graphene oxide supported Pt-based catalysts and electrocatalytic oxidation performance of methanol. *Int. J. Hydrog. Energy* **48**, 1785–1812 (2023). <https://doi.org/10.1016/j.ijhydene.2022.10.021>
228. Chen, F., Sun, Y.X., Li, H.Y., et al.: Review and development of anode electrocatalyst carriers for direct methanol fuel cell. *Energy Technol.* **10**, 2101086 (2022). <https://doi.org/10.1002/ente.202101086>
229. Martínez-Huerta, M.V., Rojas, S., Gómez de la Fuente, J.L., et al.: Effect of Ni addition over PtRu/C based electrocatalysts

- for fuel cell applications. *Appl. Catal. B Environ.* **69**, 75–84 (2006). <https://doi.org/10.1016/j.apcatb.2006.05.020>
230. Pasupathi, S., Tricoli, V.: Effect of third metal on the electrocatalytic activity of PtRu/Vulcan for methanol electro-oxidation. *J. Solid State Electrochem.* **12**, 1093–1100 (2008). <https://doi.org/10.1007/s10008-007-0441-y>
 231. Huang, T., Liu, J.L., Li, R.S., et al.: A novel route for preparation of PtRuMe (Me = Fe, Co, Ni) and their catalytic performance for methanol electrooxidation. *Electrochem. Commun.* **11**, 643–646 (2009). <https://doi.org/10.1016/j.elecom.2009.01.008>
 232. Neto, A.O., Franco, E.G., Aricó, E., et al.: New electrocatalysts for electro-oxidation of methanol prepared by Bönemann's method. *Port. Electrochim. Acta* **22**, 93–101 (2004). <https://doi.org/10.4152/pea.200402093>
 233. Wang, Z.B., Zuo, P.J., Yin, G.P.: Investigations of compositions and performance of PtRuMo/C ternary catalysts for methanol electrooxidation. *Fuel Cells* **9**, 106–113 (2009). <https://doi.org/10.1002/fuce.200800096>
 234. Chai, G.S., Yu, J.S.: Highly efficient Pt–Ru–Co–W quaternary anode catalysts for methanol electrooxidation discovered by combinatorial analysis. *J. Mater. Chem.* **19**, 6842–6848 (2009). <https://doi.org/10.1039/B823053F>
 235. Scofield, M.E., Koenigsmann, C., Wang, L., et al.: Tailoring the composition of ultrathin, ternary alloy PtRuFe nanowires for the methanol oxidation reaction and formic acid oxidation reaction. *Energy Environ. Sci.* **8**, 350–363 (2015). <https://doi.org/10.1039/C4EE02162B>
 236. Wang, Q.M., Chen, S.G., Lan, H.Y., et al.: Thermally driven interfacial diffusion synthesis of nitrogen-doped carbon confined trimetallic Pt₃CoRu composites for the methanol oxidation reaction. *J. Mater. Chem. A* **7**, 18143–18149 (2019). <https://doi.org/10.1039/C9TA04412d>
 237. Shang, C.S., Guo, Y.X., Wang, E.K.: Ultrathin nanodendrite surrounded PtRuNi nanoframes as efficient catalysts for methanol electrooxidation. *J. Mater. Chem. A* **7**, 2547–2552 (2019). <https://doi.org/10.1039/C9TA00191C>
 238. Ma, S.Y., Li, H.H., Hu, B.C., et al.: Synthesis of low Pt-based quaternary PtPdRuTe nanotubes with optimized incorporation of Pd for enhanced electrocatalytic activity. *J. Am. Chem. Soc.* **139**, 5890–5895 (2017). <https://doi.org/10.1021/jacs.7b01482>
 239. Yang, T.Y., Qin, F.J., Zhang, S.P., et al.: Atomically dispersed Ru in Pt₃Sn intermetallic alloy as an efficient methanol oxidation electrocatalyst. *Chem. Commun.* **57**, 2164–2167 (2021). <https://doi.org/10.1039/d0cc08210d>
 240. Sang, Y.Q., Zhang, R.Y., Xu, B., et al.: Ultrafine and highly dispersed PtRu alloy on polyacrylic acid-grafted carbon nanotube@tin oxide core/shell composites for direct methanol fuel cells. *ACS Appl. Energy Mater.* **5**, 4179–4190 (2022). <https://doi.org/10.1021/acsaem.1c03617>
 241. Maiyalagan, T., Viswanathan, B.: Catalytic activity of platinum/tungsten oxide nanorod electrodes towards electro-oxidation of methanol. *J. Power Sources* **175**, 789–793 (2008). <https://doi.org/10.1016/j.jpowsour.2007.09.106>
 242. Maiyalagan, T., Khan, F.N.: Electrochemical oxidation of methanol on Pt/V₂O₅-C composite catalysts. *Catal. Commun.* **10**, 433–436 (2009). <https://doi.org/10.1016/j.catcom.2008.10.011>
 243. Zhou, C.M., Wang, H.J., Peng, F., et al.: MnO₂/CNT supported Pt and PtRu nanocatalysts for direct methanol fuel cells. *Langmuir* **25**, 7711–7717 (2009). <https://doi.org/10.1021/la900250w>
 244. Amin, R.S., El-Khatib, K.M., Siracusano, S., et al.: Metal oxide promoters for methanol electro-oxidation. *Int. J. Hydrog. Energy* **39**, 9782–9790 (2014). <https://doi.org/10.1016/j.ijhydene.2014.04.100>
 245. Chen, W.S., Xue, J., Bao, Y.F., et al.: Surface engineering of nano-ceria facet dependent coupling effect on Pt nanocrystals for electro-catalysis of methanol oxidation reaction. *Chem. Eng. J.* **381**, 122752 (2020). <https://doi.org/10.1016/j.cej.2019.122752>
 246. Chen, L.G., Liang, X., Li, X.T., et al.: Promoting electrocatalytic methanol oxidation of platinum nanoparticles by cerium modification. *Nano Energy* **73**, 104784 (2020). <https://doi.org/10.1016/j.nanoen.2020.104784>
 247. Baglio, V., Zignani, S.C., Siracusano, S., et al.: Composite anode electrocatalyst for direct methanol fuel cells. *Electrocatalysis* **4**, 235–240 (2013). <https://doi.org/10.1007/s12678-013-0139-0>
 248. Baglio, V., Sebastián, D., D'Urso, C., et al.: Composite anode electrode based on iridium oxide promoter for direct methanol fuel cells. *Electrochim. Acta* **128**, 304–310 (2014). <https://doi.org/10.1016/j.electacta.2013.10.141>
 249. Baglio, V., Amin, R.S., El-Khatib, K.M., et al.: IrO₂ as a promoter of Pt–Ru for methanol electro-oxidation. *Phys. Chem. Chem. Phys.* **16**, 10414–10418 (2014). <https://doi.org/10.1039/C4CP00466C>
 250. Hunt, S.T., Milina, M., Alba-Rubio, A.C., et al.: Self-assembly of noble metal monolayers on transition metal carbide nanoparticle catalysts. *Science* **352**, 974–978 (2016). <https://doi.org/10.1126/science.aad8471>
 251. Chang, J.F., Feng, L.G., Jiang, K., et al.: Pt-CoP/C as an alternative PtRu/C catalyst for direct methanol fuel cells. *J. Mater. Chem. A* **4**, 18607–18613 (2016). <https://doi.org/10.1039/C6TA07896F>
 252. Liu, H., Yang, D.W., Bao, Y.F., et al.: One-step efficiently coupling ultrafine Pt-Ni₂P nanoparticles as robust catalysts for methanol and ethanol electro-oxidation in fuel cells reaction. *J. Power Sources* **434**, 226754 (2019). <https://doi.org/10.1016/j.jpowsour.2019.226754>
 253. Long, G.F., Li, X.H., Wan, K., et al.: Pt/C_{N-doped} electrocatalysts: superior electrocatalytic activity for methanol oxidation reaction and mechanistic insight into interfacial enhancement. *Appl. Catal. B Environ.* **203**, 541–548 (2017). <https://doi.org/10.1016/j.apcatb.2016.10.055>
 254. Zhong, J.P., Hou, C., Li, L., et al.: A novel strategy for synthesizing Fe, N, and S tridoped graphene-supported Pt nanodendrites toward highly efficient methanol oxidation. *J. Catal.* **381**, 275–284 (2020). <https://doi.org/10.1016/j.jcat.2019.11.002>
 255. Ren, Y.J., Chen, K.C., Zhang, Y.Y., et al.: N-doped carbon confined CoFe@Pt nanoparticles with robust catalytic performance for the methanol oxidation reaction. *J. Mater. Chem. A* **10**, 13345–13354 (2022). <https://doi.org/10.1039/d2ta03023c>
 256. Koenigsmann, C., Wong, S.S.: One-dimensional noble metal electrocatalysts: a promising structural paradigm for direct methanol fuel cells. *Energy Environ. Sci.* **4**, 1161–1176 (2011). <https://doi.org/10.1039/C0EE00197J>
 257. Lu, Y.X., Du, S.F., Steinberger-Wilckens, R.: One-dimensional nanostructured electrocatalysts for polymer electrolyte membrane fuel cells: a review. *Appl. Catal. B Environ.* **199**, 292–314 (2016). <https://doi.org/10.1016/j.apcatb.2016.06.022>
 258. Akhairi, M.A.F., Kamarudin, S.K.: Catalysts in direct ethanol fuel cell (DEFC): an overview. *Int. J. Hydrog. Energy* **41**, 4214–4228 (2016). <https://doi.org/10.1016/j.ijhydene.2015.12.145>
 259. Antolini, E.: Catalysts for direct ethanol fuel cells. *J. Power Sources* **170**, 1–12 (2007). <https://doi.org/10.1016/j.jpowsour.2007.04.009>
 260. Tsiakaras, P.E.: PtM/C (M = Sn, Ru, Pd, W) based anode direct ethanol-PEMFCs: structural characteristics and cell performance. *J. Power Sources* **171**, 107–112 (2007). <https://doi.org/10.1016/j.jpowsour.2007.02.005>
 261. Wang, K., Du, H.Y., Sripathoorat, R., et al.: Vertex-type engineering of Pt–Cu–Rh heterogeneous nanocages for highly efficient ethanol electrooxidation. *Adv. Mater.* **30**, 1804074 (2018). <https://doi.org/10.1002/adma.201804074>

262. Han, S.H., Liu, H.M., Chen, P., et al.: Porous trimetallic PtRhCu cubic nanoboxes for ethanol electrooxidation. *Adv. Energy Mater.* **8**, 1801326 (2018). <https://doi.org/10.1002/aenm.201801326>
263. Song, S.Q., Tsiakaras, P.: Recent progress in direct ethanol proton exchange membrane fuel cells (DE-PEMFCs). *Appl. Catal. B Environ.* **63**, 187–193 (2006). <https://doi.org/10.1016/j.apcatb.2005.09.018>
264. Zignani, S.C., Baglio, V., Linares, J.J., et al.: Performance and selectivity of Pt₃Sn/C electro-catalysts for ethanol oxidation prepared by reduction with different formic acid concentrations. *Electrochim. Acta* **70**, 255–265 (2012). <https://doi.org/10.1016/j.electacta.2012.03.055>
265. Antolini, E., Gonzalez, E.R.: A simple model to assess the contribution of alloyed and non-alloyed platinum and tin to the ethanol oxidation reaction on Pt-Sn/C catalysts: application to direct ethanol fuel cell performance. *Electrochim. Acta* **55**, 6485–6490 (2010). <https://doi.org/10.1016/j.electacta.2010.06.035>
266. Chu, Y.Y., Zhang, N., Yang, J.J., et al.: Designed synthesis of thin CeO₂ nanowires-supported Pt electrocatalysts with pore-interconnected structure and its high catalytic activity for methanol oxidation. *J. Mater. Sci.* **53**, 2087–2101 (2018)
267. Xiao, M.L., Li, S.T., Zhao, X., et al.: Enhanced catalytic performance of composition-tunable PtCu nanowire networks for methanol electrooxidation. *ChemCatChem* **6**, 2825–2831 (2014). <https://doi.org/10.1002/cctc.201402186>
268. Xiao, M.L., Feng, L.G., Zhu, H.B., et al.: Rapid synthesis of a PtRu nano-sponge with different surface compositions and performance evaluation for methanol electrooxidation. *Nanoscale* **7**, 9467–9471 (2015). <https://doi.org/10.1039/C5NR00639B>
269. Chen, X.T., Wang, H., Wang, Y., et al.: Synthesis and electrocatalytic performance of multi-component nanoporous PtRuCuW alloy for direct methanol fuel cells. *Catalysts* **5**, 1003–1015 (2015). <https://doi.org/10.3390/catal5031003>
270. Lei, F.L., Li, Z.S., Zhang, L., et al.: Facile synthesis of Pt–Cu (Ni, Co)/GNs-CD and their enhanced electro-catalytic activity for methanol oxidation. *J. Electrochem. Soc.* **163**, F913–F918 (2016). <https://doi.org/10.1149/2.1211608jes>
271. Wang, Z.L., Fan, H.S., Liang, H.X., et al.: Microfluidic synthesis and characterization of FePtSn/C catalysts with enhanced electro-catalytic performance for direct methanol fuel cells. *Electrochim. Acta* **230**, 245–254 (2017). <https://doi.org/10.1016/j.electacta.2017.01.159>
272. Zhao, S.L., Yin, H.J., Du, L., et al.: Three dimensional N-doped graphene/PtRu nanoparticle hybrids as high performance anode for direct methanol fuel cells. *J. Mater. Chem. A* **2**, 3719–3724 (2014). <https://doi.org/10.1039/C3TA14809B>
273. Lv, Q., Xiao, Y., Yin, M., et al.: Reconstructed PtFe alloy nanoparticles with bulk-surface differential structure for methanol oxidation. *Electrochim. Acta* **139**, 61–68 (2014). <https://doi.org/10.1016/j.electacta.2014.06.135>
274. Bu, L.Z., Feng, Y.G., Yao, J.L., et al.: Facet and dimensionality control of Pt nanostructures for efficient oxygen reduction and methanol oxidation electrocatalysts. *Nano Res.* **9**, 2811–2821 (2016)
275. Li, H.H., Fu, Q.Q., Xu, L., et al.: Highly crystalline PtCu nanotubes with three dimensional molecular accessible and restructured surface for efficient catalysis. *Energy Environ. Sci.* **10**, 1751–1756 (2017). <https://doi.org/10.1039/C7EE00573C>
276. Huang, L., Zhang, X.P., Wang, Q.Q., et al.: Shape-control of Pt-Ru nanocrystals: tuning surface structure for enhanced electrocatalytic methanol oxidation. *J. Am. Chem. Soc.* **140**, 1142–1147 (2018). <https://doi.org/10.1021/jacs.7b12353>
277. Du, S.F., Lu, Y.X., Steinberger-Wilckens, R.: PtPd nanowire arrays supported on reduced graphene oxide as advanced electrocatalysts for methanol oxidation. *Carbon* **79**, 346–353 (2014). <https://doi.org/10.1016/j.carbon.2014.07.076>
278. Bu, L.Z., Guo, S.J., Zhang, X., et al.: Surface engineering of hierarchical platinum-cobalt nanowires for efficient electrocatalysis. *Nat. Commun.* **7**, 1–10 (2016). <https://doi.org/10.1038/ncomms11850>
279. Cao, X., Wang, N., Han, Y., et al.: PtAg bimetallic nanowires: facile synthesis and their use as excellent electrocatalysts toward low-cost fuel cells. *Nano Energy* **12**, 105–114 (2015). <https://doi.org/10.1016/j.nanoen.2014.12.020>
280. Zhao, Y.G., Liu, J.J., Liu, C.G., et al.: Amorphous CuPt alloy nanotubes induced by Na₂S₂O₃ as efficient catalysts for the methanol oxidation reaction. *ACS Catal.* **6**, 4127–4134 (2016). <https://doi.org/10.1021/acscatal.6b00540>
281. Zhang, W.Y., Yang, Y., Huang, B.L., et al.: Ultrathin PtNiM (M = Rh, Os, and Ir) nanowires as efficient fuel oxidation electrocatalytic materials. *Adv. Mater.* **31**, 1805833 (2019). <https://doi.org/10.1002/adma.201805833>
282. Sripathoorat, R., Wang, K., Luo, S.P., et al.: Well-defined PtNiCo core-shell nanodendrites with enhanced catalytic performance for methanol oxidation. *J. Mater. Chem. A* **4**, 18015–18021 (2016). <https://doi.org/10.1039/C6TA07370K>
283. Zhang, N., Zhu, Y.M., Shao, Q., et al.: Ternary PtNi/Pt₃Pb/Pt core/multishell nanowires as efficient and stable electrocatalysts for fuel cell reactions. *J. Mater. Chem. A* **5**, 18977–18983 (2017). <https://doi.org/10.1039/C7TA05130A>
284. Zheng, J., Cullen, D.A., Forest, B.V., et al.: Platinum-ruthenium nanotubes and platinum-ruthenium coated copper nanowires as efficient catalysts for electro-oxidation of methanol. *ACS Catal.* **5**, 1468–1474 (2015). <https://doi.org/10.1021/cs501449y>
285. Chang, R., Zheng, L.J., Wang, C.W., et al.: Synthesis of hierarchical platinum–palladium–copper nanodendrites for efficient methanol oxidation. *Appl. Catal. B Environ.* **211**, 205–211 (2017). <https://doi.org/10.1016/j.apcatb.2017.04.040>
286. Tao, L., Shi, Y.L., Huang, Y.C., et al.: Interface engineering of Pt and CeO₂ nanorods with unique interaction for methanol oxidation. *Nano Energy* **53**, 604–612 (2018). <https://doi.org/10.1016/j.nanoen.2018.09.013>
287. Sebastián, D., Stassi, A., Siracusano, S., et al.: Influence of metal oxide additives on the activity and stability of PtRu/C for methanol electro-oxidation. *J. Electrochem. Soc.* **162**, F713–F717 (2015). <https://doi.org/10.1149/2.0531507jes>
288. Li, H.D., Pan, Y., Zhang, D., et al.: Surface oxygen-mediated ultrathin PtRuM (Ni, Fe, and Co) nanowires boosting methanol oxidation reaction. *J. Mater. Chem. A* **8**, 2323–2330 (2020). <https://doi.org/10.1039/c9ta11745h>
289. Xue, S.F., Deng, W.T., Yang, F., et al.: Hexapod PtRuCu nanocrystalline alloy for highly efficient and stable methanol oxidation. *ACS Catal.* **8**, 7578–7584 (2018). <https://doi.org/10.1021/acscatal.8b00366>
290. Yang, P.P., Yuan, X.L., Hu, H.C., et al.: Solvothermal synthesis of alloyed PtNi colloidal nanocrystal clusters (CNCs) with enhanced catalytic activity for methanol oxidation. *Adv. Funct. Mater.* **28**, 1704774 (2018). <https://doi.org/10.1002/adfm.201704774>
291. Liu, H.P., Liu, K., Zhong, P., et al.: Ultrathin Pt–Ag alloy nanotubes with regular nanopores for enhanced electrocatalytic activity. *Chem. Mater.* **30**, 7744–7751 (2018). <https://doi.org/10.1021/acs.chemmater.8b03085>
292. Huang, L., Zhang, X.P., Han, Y.J., et al.: High-index facets bounded platinum-lead concave nanocubes with enhanced electrocatalytic properties. *Chem. Mater.* **29**, 4557–4562 (2017). <https://doi.org/10.1021/acs.chemmater.7b01282>
293. Zeng, J., Francia, C., Gerbaldi, C., et al.: Hybrid ordered mesoporous carbons doped with tungsten trioxide as supports for

- Pt electrocatalysts for methanol oxidation reaction. *Electrochim. Acta* **94**, 80–91 (2013). <https://doi.org/10.1016/j.electacta.2013.01.139>
294. Sebastián, D., Suelves, I., Pastor, E., et al.: The effect of carbon nanofiber properties as support for PtRu nanoparticles on the electrooxidation of alcohols. *Appl. Catal. B Environ.* **132**(133), 13–21 (2013). <https://doi.org/10.1016/j.apcatb.2012.11.018>
 295. Alegre, C., Sebastián, D., Gálvez, M., et al.: PtRu nanoparticles deposited by the sulfite complex method on highly porous carbon xerogels: effect of the thermal treatment. *Catalysts* **3**, 744–756 (2013). <https://doi.org/10.3390/catal3030744>
 296. Shi, H.X., Liao, F., Zhu, W.X., et al.: Effective PtAu nanowire network catalysts with ultralow Pt content for formic acid oxidation and methanol oxidation. *Int. J. Hydrog. Energy* **45**, 16071–16079 (2020). <https://doi.org/10.1016/j.ijhydene.2020.04.003>
 297. Liu, K., Wang, W., Guo, P.H., et al.: Replicating the defect structures on ultrathin Rh nanowires with Pt to achieve superior electrocatalytic activity toward ethanol oxidation. *Adv. Funct. Mater.* **29**, 1806300 (2019). <https://doi.org/10.1002/adfm.201806300>
 298. Zhu, Y.M., Bu, L.Z., Shao, Q., et al.: Subnanometer PtRh nanowire with alleviated poisoning effect and enhanced C–C bond cleavage for ethanol oxidation electrocatalysis. *ACS Catal.* **9**, 6607–6612 (2019). <https://doi.org/10.1021/acscatal.9b01375>
 299. Liu, Y.F., Wei, M.J., Raciti, D., et al.: Electro-oxidation of ethanol using Pt₃Sn alloy nanoparticles. *ACS Catal.* **8**, 10931–10937 (2018). <https://doi.org/10.1021/acscatal.8b03763>
 300. Wang, L., Wu, W., Lei, Z., et al.: High-performance alcohol electrooxidation on Pt₃Sn-SnO₂ nanocatalysts synthesized through the transformation of Pt-Sn nanoparticles. *J. Mater. Chem. A* **8**, 592–598 (2020). <https://doi.org/10.1039/c9ta10886f>
 301. Chang, Q.W., Kattel, S., Li, X., et al.: Enhancing C–C bond scission for efficient ethanol oxidation using PtIr nanocube electrocatalysts. *ACS Catal.* **9**, 7618–7625 (2019). <https://doi.org/10.1021/acscatal.9b02039>
 302. Wala, M., Simka, W.: Effect of anode material on electrochemical oxidation of low molecular weight alcohols: a review. *Molecules* **26**, 2144 (2021). <https://doi.org/10.3390/molecules26082144>
 303. Spendelov, J.S., Wieckowski, A.: Electrocatalysis of oxygen reduction and small alcohol oxidation in alkaline media. *Phys. Chem. Chem. Phys.* **9**, 2654–2675 (2007). <https://doi.org/10.1039/B703315J>
 304. European Commission: Critical raw materials. https://ec.europa.eu/growth/sectors/raw-materials/areas-specific-interest/critical-raw-materials_en
 305. Tamaki, T., Yamada, Y., Kuroki, H., et al.: Communication: acid-treated nickel-rich platinum-nickel alloys for oxygen reduction and methanol oxidation reactions in alkaline media. *J. Electrochem. Soc.* **164**, F858–F860 (2017). <https://doi.org/10.1149/2.1611707jes>
 306. Santos, M.C.L., Ottoni, C.A., de Souza, R.F.B., et al.: Methanol oxidation in alkaline medium using PtIn/C electrocatalysts. *Electrocatalysis* **7**, 445–450 (2016)
 307. Fashedemi, O.O., Ozoemena, K.I.: Enhanced methanol oxidation and oxygen reduction reactions on palladium-decorated FeCo@Fe/C core-shell nanocatalysts in alkaline medium. *Phys. Chem. Chem. Phys.* **15**, 20982–20991 (2013). <https://doi.org/10.1039/C3CP52601A>
 308. Santasalo-Aarnio, A., Kwon, Y., Ahlberg, E., et al.: Comparison of methanol, ethanol and iso-propanol oxidation on Pt and Pd electrodes in alkaline media studied by HPLC. *Electrochem. Commun.* **13**, 466–469 (2011). <https://doi.org/10.1016/j.elecom.2011.02.022>
 309. Araujo, R.B., Martín-Yerga, D., dos Santos, E.C., et al.: Elucidating the role of Ni to enhance the methanol oxidation reaction on Pd electrocatalysts. *Electrochim. Acta* **360**, 136954 (2020). <https://doi.org/10.1016/j.electacta.2020.136954>
 310. Roy Chowdhury, S., Ghosh, S., Bhattacharya, S.K.: Enhanced and synergistic catalysis of one-pot synthesized palladium–nickel alloy nanoparticles for anodic oxidation of methanol in alkali. *Electrochim. Acta* **250**, 124–134 (2017). <https://doi.org/10.1016/j.electacta.2017.08.050>
 311. Gu, Z.L., Xu, H., Bin, D., et al.: Preparation of PdNi nanospheres with enhanced catalytic performance for methanol electrooxidation in alkaline medium. *Colloids Surf. A Physicochem. Eng. Asp.* **529**, 651–658 (2017). <https://doi.org/10.1016/j.colsurfa.2017.06.044>
 312. Carvalho, L.L., Colmati, F., Tanaka, A.A.: Nickel–palladium electrocatalysts for methanol, ethanol, and glycerol oxidation reactions. *Int. J. Hydrog. Energy* **42**, 16118–16126 (2017). <https://doi.org/10.1016/j.ijhydene.2017.05.124>
 313. Liu, J., Wang, J., Kong, F.D., et al.: Facile preparation of three-dimensional porous Pd–Au films and their electrocatalytic activity for methanol oxidation. *Catal. Commun.* **73**, 22–26 (2016). <https://doi.org/10.1016/j.catcom.2015.09.033>
 314. Shang, H.Y., Xu, H., Wang, C., et al.: General synthesis of Pd-pm (pm = Ga, In, Sn, Pb, Bi) alloy nanosheet assemblies for advanced electrocatalysis. *Nanoscale* **12**, 3411–3417 (2020). <https://doi.org/10.1039/c9nr10084a>
 315. Sakthithan, S., Thagavelu, K., Tamizhdurai, P., et al.: Activated graphite supported tunable Au-Pd bimetallic nanoparticle composite electrode for methanol oxidation. *J. Nanosci. Nanotechnol.* **20**, 6376–6384 (2020). <https://doi.org/10.1166/jnn.2020.18584>
 316. Lee, M.J., Kang, J.S., Kang, Y.S., et al.: Understanding the bifunctional effect for removal of CO poisoning: blend of a platinum nanocatalyst and hydrous ruthenium oxide as a model system. *ACS Catal.* **6**, 2398–2407 (2016). <https://doi.org/10.1021/acscatal.5b02580>
 317. Mansor, M., Timmiati, S.N., Lim, K.L., et al.: Recent progress of anode catalysts and their support materials for methanol electrooxidation reaction. *Int. J. Hydrog. Energy* **44**, 14744–14769 (2019). <https://doi.org/10.1016/j.ijhydene.2019.04.100>
 318. Wang, T.J., Li, F.M., Huang, H., et al.: Porous Pd-PdO nanotubes for methanol electrooxidation. *Adv. Funct. Mater.* **30**, 2000534 (2020). <https://doi.org/10.1002/adfm.202000534>
 319. Qiao, W., Yang, X.D., Li, M., et al.: Hollow Pd/Te nanorods for the effective electrooxidation of methanol. *Nanoscale* **13**, 6884–6889 (2021). <https://doi.org/10.1039/d1nr01005k>
 320. Yu, Z.P., Xu, J.Y., Amorim, I., et al.: Easy preparation of multifunctional ternary PdNiP/C catalysts toward enhanced small organic molecule electro-oxidation and hydrogen evolution reactions. *J. Energy Chem.* **58**, 256–263 (2021). <https://doi.org/10.1016/j.jechem.2020.10.016>
 321. Xie, S.Q., Deng, L., Huang, H., et al.: One-pot synthesis of porous Pd-polypyrrole/nitrogen-doped graphene nanocomposite as highly efficient catalyst for electrooxidation of alcohols. *J. Colloid Interface Sci.* **608**, 3130–3140 (2022). <https://doi.org/10.1016/j.jcis.2021.11.039>
 322. Zhang, M.R., Zhu, J.P., Wan, R., et al.: Synergistic effect of nickel oxyhydroxide and tungsten carbide in electrocatalytic alcohol oxidation. *Chem. Mater.* **34**, 959–969 (2022). <https://doi.org/10.1021/acs.chemmater.1c02535>
 323. Monyoncho, E.A., Woo, T.K., Baranova, E.A.: Ethanol electrooxidation reaction in alkaline media for direct ethanol fuel cells. In: Banks, C., McIntosh, S. (eds.) *Electrochemistry*, vol. 15, pp. 1–57. Royal Society of Chemistry, Cambridge (2018). <https://doi.org/10.1039/9781788013895-00001>
 324. Altarawneh, R.M., Brueckner, T.M., Chen, B.Y., et al.: Product distributions and efficiencies for ethanol oxidation at PtNi octahedra. *J. Power Sources* **400**, 369–376 (2018). <https://doi.org/10.1016/j.jpowsour.2018.08.052>

325. Lai, S.C.S., Kleijn, S.E.F., Öztürk, F.T.Z., et al.: Effects of electrolyte pH and composition on the ethanol electro-oxidation reaction. *Catal. Today* **154**, 92–104 (2010). <https://doi.org/10.1016/j.cattod.2010.01.060>
326. Rao, V., Hariyanto, Cremers, C., et al.: Investigation of the ethanol electro-oxidation in alkaline membrane electrode assembly by differential electrochemical mass spectrometry. *Fuel Cells* **7**, 417–423 (2007). <https://doi.org/10.1002/fuce.200700026>
327. Takahashi, H., Sagihara, M., Taguchi, M.: Electrochemically reduced Pt oxide thin film as a highly active electrocatalyst for direct ethanol alkaline fuel cell. *Int. J. Hydrog. Energy* **39**, 18424–18432 (2014). <https://doi.org/10.1016/j.ijhydene.2014.09.038>
328. Lai, S.C.S., Koper, M.T.M.: Ethanol electro-oxidation on platinum in alkaline media. *Phys. Chem. Chem. Phys.* **11**, 10446–10456 (2009). <https://doi.org/10.1039/B913170A>
329. Zhou, W.: Pt based anode catalysts for direct ethanol fuel cells. *Appl. Catal. B Environ.* **46**, 273–285 (2003). [https://doi.org/10.1016/S0926-3373\(03\)00218-2](https://doi.org/10.1016/S0926-3373(03)00218-2)
330. Assumpção, M.H.M.T., Nandeha, J., Buzzo, G.S., et al.: The effect of ethanol concentration on the direct ethanol fuel cell performance and products distribution: a study using a single fuel cell/attenuated total reflectance-Fourier transform infrared spectroscopy. *J. Power Sources* **253**, 392–396 (2014). <https://doi.org/10.1016/j.jpowsour.2013.12.088>
331. Kim, I., Han, O.H., Chae, S.A., et al.: Catalytic reactions in direct ethanol fuel cells. *Angew. Chem. Int. Ed.* **50**, 2270–2274 (2011). <https://doi.org/10.1002/anie.201005745>
332. Zhou, W.J., Song, S.Q., Li, W.Z., et al.: Direct ethanol fuel cells based on PtSn anodes: the effect of Sn content on the fuel cell performance. *J. Power Sources* **140**, 50–58 (2005). <https://doi.org/10.1016/j.jpowsour.2004.08.003>
333. Lamy, C., Rousseau, S., Belgsir, E.M., et al.: Recent progress in the direct ethanol fuel cell: development of new platinum-tin electrocatalysts. *Electrochim. Acta* **49**, 3901–3908 (2004). <https://doi.org/10.1016/j.electacta.2004.01.078>
334. Varcoe, J.R., Slade, R.C.T., Yee, E.L.H., et al.: Investigations into the ex situ methanol, ethanol and ethylene glycol permeabilities of alkaline polymer electrolyte membranes. *J. Power Sources* **173**, 194–199 (2007). <https://doi.org/10.1016/j.jpowsour.2007.04.068>
335. Bianchini, C., Shen, P.K.: Palladium-based electrocatalysts for alcohol oxidation in half cells and in direct alcohol fuel cells. *Chem. Rev.* **109**, 4183–4206 (2009). <https://doi.org/10.1021/cr9000995>
336. Ma, L., He, H., Hsu, A., et al.: PdRu/C catalysts for ethanol oxidation in anion-exchange membrane direct ethanol fuel cells. *J. Power Sources* **241**, 696–702 (2013). <https://doi.org/10.1016/j.jpowsour.2013.04.051>
337. Shen, S.Y., Zhao, T.S., Xu, J.B., et al.: Synthesis of PdNi catalysts for the oxidation of ethanol in alkaline direct ethanol fuel cells. *J. Power Sources* **195**, 1001–1006 (2010). <https://doi.org/10.1016/j.jpowsour.2009.08.079>
338. Moraes, L.P.R., Matos, B.R., Radtke, C., et al.: Synthesis and performance of palladium-based electrocatalysts in alkaline direct ethanol fuel cell. *Int. J. Hydrog. Energy* **41**, 6457–6468 (2016). <https://doi.org/10.1016/j.ijhydene.2016.02.150>
339. Bambagioni, V., Bianchini, C., Marchionni, A., et al.: Pd and Pt-Ru anode electrocatalysts supported on multi-walled carbon nanotubes and their use in passive and active direct alcohol fuel cells with an anion-exchange membrane (alcohol = methanol, ethanol, glycerol). *J. Power Sources* **190**, 241–251 (2009). <https://doi.org/10.1016/j.jpowsour.2009.01.044>
340. Shen, S.Y., Zhao, T.S., Wu, Q.X.: Product analysis of the ethanol oxidation reaction on palladium-based catalysts in an anion-exchange membrane fuel cell environment. *Int. J. Hydrog. Energy* **37**, 575–582 (2012). <https://doi.org/10.1016/j.ijhydene.2011.09.077>
341. Modibedi, R.M., Mehlo, T., Ozoemena, K.I., et al.: Preparation, characterisation and application of Pd/C nanocatalyst in passive alkaline direct ethanol fuel cells (ADEFC). *Int. J. Hydrog. Energy* **40**, 15605–15612 (2015). <https://doi.org/10.1016/j.ijhydene.2015.08.113>
342. Hou, H.Y., Wang, S.L., Jiang, Q., et al.: Durability study of KOH doped polybenzimidazole membrane for air-breathing alkaline direct ethanol fuel cell. *J. Power Sources* **196**, 3244–3248 (2011). <https://doi.org/10.1016/j.jpowsour.2010.11.104>
343. An, L., Zhao, T.S., Chen, R., et al.: A novel direct ethanol fuel cell with high power density. *J. Power Sources* **196**, 6219–6222 (2011). <https://doi.org/10.1016/j.jpowsour.2011.03.040>
344. An, L., Zhao, T.S., Xu, J.B.: A bi-functional cathode structure for alkaline-acid direct ethanol fuel cells. *Int. J. Hydrog. Energy* **36**, 13089–13095 (2011). <https://doi.org/10.1016/j.ijhydene.2011.07.025>
345. An, L., Zhao, T.S., Zeng, L., et al.: Performance of an alkaline direct ethanol fuel cell with hydrogen peroxide as oxidant. *Int. J. Hydrog. Energy* **39**, 2320–2324 (2014). <https://doi.org/10.1016/j.ijhydene.2013.11.072>
346. Li, Y.S., Zhao, T.S.: A high-performance integrated electrode for anion-exchange membrane direct ethanol fuel cells. *Int. J. Hydrog. Energy* **36**, 7707–7713 (2011). <https://doi.org/10.1016/j.ijhydene.2011.03.090>
347. Ma, L., Hsu, A., Chen, R.R.: Performance of PdRu/C anode catalyst for anion-exchange membrane direct ethanol fuel cell. *ECS Trans.* **58**, 1321–1326 (2013). <https://doi.org/10.1149/05801.1321ecst>
348. Xu, J.B., Zhao, T.S., Shen, S.Y., et al.: Stabilization of the palladium electrocatalyst with alloyed gold for ethanol oxidation. *Int. J. Hydrog. Energy* **35**, 6490–6500 (2010). <https://doi.org/10.1016/j.ijhydene.2010.04.016>
349. Li, Y.S., Zhao, T.S., Chen, R.: Cathode flooding behaviour in alkaline direct ethanol fuel cells. *J. Power Sources* **196**, 133–139 (2011). <https://doi.org/10.1016/j.jpowsour.2010.06.111>
350. Vieira, L.E., Jr., Bendo, T., Nieto, M.I., et al.: Processing of copper based foil hardened with zirconia by non-deformation method. *Mat. Res.* **20**, 835–842 (2017). <https://doi.org/10.1590/1980-5373-mr-2016-0574>
351. Neto, A.O., da Silva, S.G., Buzzo, G.S., et al.: Ethanol electrooxidation on PdIr/C electrocatalysts in alkaline media: electrochemical and fuel cell studies. *Ionics* **21**, 487–495 (2015)
352. Tian, N., Zhou, Z.Y., Yu, N.F., et al.: Direct electrodeposition of tetrahedral Pd nanocrystals with high-index facets and high catalytic activity for ethanol electrooxidation. *J. Am. Chem. Soc.* **132**, 7580–7581 (2010). <https://doi.org/10.1021/ja102177r>
353. Berretti, Giaccherini, Montegrossi, et al.: In-situ quantification of nanoparticles oxidation: a fixed energy X-ray absorption approach. *Catalysts* **9**, 659 (2019). <https://doi.org/10.3390/catal9080659>
354. Montegrossi, G., Giaccherini, A., Berretti, E., et al.: Computational speciation models: a tool for the interpretation of spectro-electrochemistry for catalytic layers under operative conditions. *J. Electrochem. Soc.* **164**, E3690–E3695 (2017). <https://doi.org/10.1149/2.0711711jes>
355. Berretti, E., Pagliaro, M.V., Giaccherini, A., et al.: Experimental evidence of palladium dissolution in anodes for alkaline direct ethanol and formate fuel cells. *Electrochim. Acta* **418**, 140351 (2022). <https://doi.org/10.1016/j.electacta.2022.140351>
356. Hu, C., Zhou, Y.N., Xiao, M.F., et al.: Precise size and dominant-facet control of ultra-small Pt nanoparticles for efficient ethylene glycol, methanol and ethanol oxidation electrocatalysts. *Int. J. Hydrog. Energy* **45**, 4341–4354 (2020). <https://doi.org/10.1016/j.ijhydene.2019.11.176>

357. Makin Adam, A.M., Deng, M., Zhu, A.M., et al.: Facile one-step room temperature synthesis of PdAg nanocatalysts supported on multi-walled carbon nanotubes towards electro-oxidation of methanol and ethanol. *Electrochim. Acta* **339**, 135929 (2020). <https://doi.org/10.1016/j.electacta.2020.135929>
358. Luo, L.X., Fu, C.H., Yang, F., et al.: Composition-graded Cu-Pd nanospheres with Ir-doped surfaces on N-doped porous graphene for highly efficient ethanol electro-oxidation in alkaline media. *ACS Catal.* **10**, 1171–1184 (2020). <https://doi.org/10.1021/acscatal.9b05292>
359. Yang, M., Lao, X.Z., Sun, J., et al.: Assembly of bimetallic PdAg nanosheets and their enhanced electrocatalytic activity toward ethanol oxidation. *Langmuir* **36**, 11094–11101 (2020). <https://doi.org/10.1021/acs.langmuir.0c02102>
360. Yang, X.B., Liang, Z.P., Chen, S., et al.: A phosphorus-doped Ag@Pd catalyst for enhanced C–C bond cleavage during ethanol electrooxidation. *Small* **16**, 2004727 (2020). <https://doi.org/10.1002/sml.202004727>
361. Lan, B., Huang, M., Wei, R.L., et al.: Ethanol electrooxidation on rhodium-lead catalysts in alkaline media: high mass activity, long-term durability, and considerable CO₂ selectivity. *Small* **16**, 2004380 (2020). <https://doi.org/10.1002/sml.202004380>
362. Luo, L.X., Fu, C.H., Yan, X.H., et al.: Promoting effects of Au submonolayer shells on structure-designed Cu-Pd/Ir nanospheres: greatly enhanced activity and durability for alkaline ethanol electro-oxidation. *ACS Appl. Mater. Interfaces* **12**, 25961–25971 (2020). <https://doi.org/10.1021/acsami.0c05605>
363. Almeida, C.V.S., Tremiliosi-Filho, G., Eguiluz, K.I.B., et al.: Improved ethanol electro-oxidation at Ni@Pd/C and Ni@PdRh/C core-shell catalysts. *J. Catal.* **391**, 175–189 (2020). <https://doi.org/10.1016/j.jcat.2020.08.024>
364. Zhang, A., Chen, Y.Y., Yang, Z.P., et al.: Enhanced electrocatalytic activities toward the ethanol oxidation of nanoporous gold prepared via solid-phase reaction. *ACS Appl. Energy Mater.* **3**, 336–343 (2020). <https://doi.org/10.1021/acsaem.9b01588>
365. Mozafari, V., Parsa, J.B.: Promoted electrocatalytic performance of palladium nanoparticles using doped-NiO supporting materials toward ethanol electro-oxidation in alkaline media. *Int. J. Hydrog. Energy* **45**, 28847–28859 (2020). <https://doi.org/10.1016/j.ijhydene.2020.07.276>
366. Wu, T., Wang, X., Emrehan Emre, A., et al.: Graphene–nickel nitride hybrids supporting palladium nanoparticles for enhanced ethanol electrooxidation. *J. Energy Chem.* **55**, 48–54 (2021). <https://doi.org/10.1016/j.jechem.2020.06.056>
367. Liu, D.Y., Zeng, Q., Liu, H., et al.: Combining the core-shell construction with an alloying effect for high efficiency ethanol electrooxidation. *Cell Rep. Phys. Sci.* **2**, 100357 (2021). <https://doi.org/10.1016/j.xcrp.2021.100357>
368. Wang, X.M., Zhang, C.M., Chi, M.Z., et al.: Two-dimensional PdSn/TiO₂-GO towards ethanol electrooxidation catalyst with high stability. *Int. J. Hydrog. Energy* **46**, 19129–19139 (2021). <https://doi.org/10.1016/j.ijhydene.2021.03.058>
369. Hajnajafi, M., Khorshidi, A., Farsadrooh, M., et al.: Nanoscale engineering of building blocks to synthesize a three-dimensional architecture of Pd aerogel as a robust self-supporting catalyst toward ethanol electrooxidation. *Energy Fuels* **35**, 3396–3406 (2021). <https://doi.org/10.1021/acs.energyfuels.0c04213>
370. Jiang, M.H., Hu, Y., Zhang, W.J., et al.: Regulating the alloying degree and electronic structure of Pt–Au nanoparticles for high-efficiency direct C₂₊ alcohol fuel cells. *Chem. Mater.* **33**, 3767–3778 (2021). <https://doi.org/10.1021/acs.chemmater.1c00886>
371. Ali Kamyabi, M., Jadali, S.: Rational design of PdCu nanoparticles supported on a templated Ni foam: the cooperation effect of morphology and composition for electrocatalytic oxidation of ethanol. *Int. J. Hydrog. Energy* **46**, 39387–39403 (2021). <https://doi.org/10.1016/j.ijhydene.2021.06.106>
372. Lan, B., Wang, Q.L., Ma, Z.X., et al.: Efficient electrochemical ethanol-to-CO₂ conversion at rhodium and bismuth hydroxide interfaces. *Appl. Catal. B Environ.* **300**, 120728 (2022). <https://doi.org/10.1016/j.apcatb.2021.120728>
373. Wang, C.Q., Bukhvalov, D., Goh, M.C., et al.: Hierarchical AgAu alloy nanostructures for highly efficient electrocatalytic ethanol oxidation. *Chin. J. Catal.* **43**, 851–861 (2022). [https://doi.org/10.1016/S1872-2067\(21\)63895-0](https://doi.org/10.1016/S1872-2067(21)63895-0)
374. Li, S.W., Zhao, L.M., Shu, J.H., et al.: Mxene coupled over nitrogen-doped graphene anchoring palladium nanocrystals as an advanced electrocatalyst for the ethanol electrooxidation. *J. Colloid Interface Sci.* **610**, 944–952 (2022). <https://doi.org/10.1016/j.jcis.2021.11.142>
375. Chen, Y.L., Zhou, Q., Zheng, J.W.: Synergistic decoration of ultrasmall Pd NPs and conductive poly(3,4-ethylenedioxythiophene) coatings on a hydrazone covalent organic framework for boosting ethanol electrooxidation. *ACS Sustain. Chem. Eng.* **10**, 1961–1971 (2022). <https://doi.org/10.1021/acssuschemeng.1c08742>
376. Mohammad Mostashari, S., Amiri Dehkharghani, R., Farsadrooh, M., et al.: Engineering three-dimensional superstructure of Pd aerogel with enhanced performance for ethanol electrooxidation. *J. Mol. Liq.* **360**, 119363 (2022). <https://doi.org/10.1016/j.molliq.2022.119363>
377. Tang, X.D., Wang, Y.Y., Wang, C.Y., et al.: Pt–Bi on carbon aerogels as efficient electrocatalysts for ethanol oxidation reaction in alkaline medium. *J. Alloys Compd.* **938**, 168398 (2023). <https://doi.org/10.1016/j.jallcom.2022.168398>
378. Ali Kamyabi, M., Jadali, S., Alizadeh, T.: Ethanol electrooxidation on nickel foam arrayed with templated PdSn; from catalyst fabrication to electrooxidation dominance route. *ChemElectroChem* **10**, e202200914 (2023). <https://doi.org/10.1002/celec.202200914>
379. Ren, X.M., Zelenay, P., Thomas, S., et al.: Recent advances in direct methanol fuel cells at Los Alamos National Laboratory. *J. Power Sources* **86**, 111–116 (2000). [https://doi.org/10.1016/S0378-7753\(99\)00407-3](https://doi.org/10.1016/S0378-7753(99)00407-3)
380. Küver, A., Vielstich, W.: Investigation of methanol crossover and single electrode performance during PEMDMFC operation. *J. Power Sources* **74**, 211–218 (1998). [https://doi.org/10.1016/S0378-7753\(98\)00065-2](https://doi.org/10.1016/S0378-7753(98)00065-2)
381. Monteverde Videla, A.H.A., Sebastián, D., Vasile, N.S., et al.: Performance analysis of Fe–N–C catalyst for DMFC cathodes: effect of water saturation in the cathodic catalyst layer. *Int. J. Hydrog. Energy* **41**, 22605–22618 (2016). <https://doi.org/10.1016/j.ijhydene.2016.06.060>
382. Cheng, H., Feng, X.L., Wang, D.L., et al.: Synthesis of highly stable and methanol-tolerant electrocatalyst for oxygen reduction: Co supporting on N-doped-C hybridized TiO₂. *Electrochim. Acta* **180**, 564–573 (2015). <https://doi.org/10.1016/j.electacta.2015.08.143>
383. Colmenares, L., Guerrini, E., Jusys, Z., et al.: Activity, selectivity, and methanol tolerance of novel carbon-supported Pt and Pt₃Me (Me = Ni, Co) cathode catalysts. *J. Appl. Electrochem.* **37**, 1413–1427 (2007)
384. Hernández-Rodríguez, M.A., Goya, M.C., Arévalo, M.C., et al.: Carbon supported Ag and Ag–Co catalysts tolerant to methanol and ethanol for the oxygen reduction reaction in alkaline media. *Int. J. Hydrog. Energy* **41**, 19789–19798 (2016). <https://doi.org/10.1016/j.ijhydene.2016.07.188>
385. Nubla, K., Sandhyarani, N.: Ag nanoparticles anchored Ag₂WO₄ nanorods: an efficient methanol tolerant and durable Pt free electro-catalyst toward oxygen reduction reaction. *Electrochim. Acta* **340**, 135942 (2020). <https://doi.org/10.1016/j.electacta.2020.135942>

386. Wang, Y.N., Duan, C.Y., Li, J.H., et al.: Fabrication of interface-engineered Ni/NiO/rGO nanobush for highly efficient and durable oxygen reduction. *Mater. Sci. Semicond. Process.* **156**, 107259 (2023). <https://doi.org/10.1016/j.mssp.2022.107259>
387. Ud Din, M.A., Idrees, M., Jamil, S., et al.: Advances and challenges of methanol-tolerant oxygen reduction reaction electrocatalysts for the direct methanol fuel cell. *J. Energy Chem.* **77**, 499–513 (2023). <https://doi.org/10.1016/j.jechem.2022.11.023>
388. Antolini, E., Gonzalez, E.R.: Alkaline direct alcohol fuel cells. *J. Power Sources* **195**, 3431–3450 (2010). <https://doi.org/10.1016/j.jpowsour.2009.11.145>
389. Liu, L., Pu, C., Viswanathan, R., et al.: Carbon supported and unsupported Pt–Ru anodes for liquid feed direct methanol fuel cells. *Electrochim. Acta* **43**, 3657–3663 (1998). [https://doi.org/10.1016/S0013-4686\(98\)00123-6](https://doi.org/10.1016/S0013-4686(98)00123-6)
390. Baglio, V., Stassi, A., Matera, F.V., et al.: Optimization of properties and operating parameters of a passive DMFC mini-stack at ambient temperature. *J. Power Sources* **180**, 797–802 (2008). <https://doi.org/10.1016/j.jpowsour.2008.02.078>
391. Vasile, N.S., Monteverde Videla, A.H.A., Specchia, S.: Effects of the current density distribution on a single-cell DMFC by tuning the anode catalyst in layers of gradual loadings: modelling and experimental approach. *Chem. Eng. J.* **322**, 722–741 (2017). <https://doi.org/10.1016/j.cej.2017.04.060>
392. Vecchio, C.L., Serov, A., Romero, H., et al.: Commercial platinum group metal-free cathodic electrocatalysts for highly performed direct methanol fuel cell applications. *J. Power Sources* **437**, 226948 (2019). <https://doi.org/10.1016/j.jpowsour.2019.226948>
393. Osmieri, L., Escudero-Cid, R., Monteverde Videla, A.H.A., et al.: Performance of a Fe–N–C catalyst for the oxygen reduction reaction in direct methanol fuel cell: cathode formulation optimization and short-term durability. *Appl. Catal. B Environ.* **201**, 253–265 (2017). <https://doi.org/10.1016/j.apcatb.2016.08.043>
394. Osmieri, L., Escudero-Cid, R., Monteverde Videla, A.H.A., et al.: Application of a non-noble Fe–N–C catalyst for oxygen reduction reaction in an alkaline direct ethanol fuel cell. *Renew. Energy* **115**, 226–237 (2018). <https://doi.org/10.1016/j.renene.2017.08.062>
395. Argyropoulos, P., Scott, K., Taama, W.M.: The effect of operating conditions on the dynamic response of the direct methanol fuel cell. *Electrochim. Acta* **45**, 1983–1998 (2000). [https://doi.org/10.1016/S0013-4686\(99\)00420-X](https://doi.org/10.1016/S0013-4686(99)00420-X)
396. Aricò, A.S., Creti, P., Modica, E., et al.: Investigation of direct methanol fuel cells based on unsupported Pt–Ru anode catalysts with different chemical properties. *Electrochim. Acta* **45**, 4319–4328 (2000). [https://doi.org/10.1016/S0013-4686\(00\)00531-4](https://doi.org/10.1016/S0013-4686(00)00531-4)
397. da Silva Freitas, W., Mecheri, B., Lo Vecchio, C., et al.: Metal-organic-framework-derived electrocatalysts for alkaline polymer electrolyte fuel cells. *J. Power Sources* **550**, 232135 (2022). <https://doi.org/10.1016/j.jpowsour.2022.232135>
398. Maya-Cornejo, J., Carrera-Cerritos, R., Sebastián, D., et al.: PtCu catalyst for the electro-oxidation of ethanol in an alkaline direct alcohol fuel cell. *Int. J. Hydrog. Energy* **42**, 27919–27928 (2017). <https://doi.org/10.1016/j.ijhydene.2017.07.226>
399. Baglio, V., Stassi, A., Modica, E., et al.: Performance comparison of portable direct methanol fuel cell mini-stacks based on a low-cost fluorine-free polymer electrolyte and Nafion membrane. *Electrochim. Acta* **55**, 6022–6027 (2010). <https://doi.org/10.1016/j.electacta.2010.05.059>
400. Casalegno, A., Marchesi, R.: DMFC anode polarization: experimental analysis and model validation. *J. Power Sources* **175**, 372–382 (2008). <https://doi.org/10.1016/j.jpowsour.2007.09.003>
401. Pasaogullari, U., Wang, C.Y.: Liquid water transport in gas diffusion layer of polymer electrolyte fuel cells. *J. Electrochem. Soc.* **151**, A399 (2004). <https://doi.org/10.1149/1.1646148>
402. Lu, Z.J., Daino, M.M., Rath, C., et al.: Water management studies in PEM fuel cells. Part III. Dynamic breakthrough and intermittent drainage characteristics from GDLs with and without MPLs. *Int. J. Hydrog. Energy* **35**, 4222–4233 (2010). <https://doi.org/10.1016/j.ijhydene.2010.01.012>
403. Song, J.M., Uchida, H., Watanabe, M.: Effect of wet-proofing treatment of carbon backing layer in gas diffusion electrodes on the PEFC performance. *Electrochemistry* **73**, 189–193 (2005). <https://doi.org/10.5796/electrochemistry.73.189>
404. Mehmood, A., An, M.G., Ha, H.Y.: Physical degradation of cathode catalyst layer: a major contributor to accelerated water flooding in long-term operation of DMFCs. *Appl. Energy* **129**, 346–353 (2014). <https://doi.org/10.1016/j.apenergy.2014.05.016>
405. Liu, X., Guo, H., Ma, C.F.: Water flooding and two-phase flow in cathode channels of proton exchange membrane fuel cells. *J. Power Sources* **156**, 267–280 (2006). <https://doi.org/10.1016/j.jpowsour.2005.06.027>
406. Zago, M., Casalegno, A., Santoro, C., et al.: Water transport and flooding in DMFC: experimental and modeling analyses. *J. Power Sources* **217**, 381–391 (2012). <https://doi.org/10.1016/j.jpowsour.2012.06.022>
407. Casalegno, A., Santoro, C., Rinaldi, F., et al.: Low methanol crossover and high efficiency direct methanol fuel cell: the influence of diffusion layers. *J. Power Sources* **196**, 2669–2675 (2011). <https://doi.org/10.1016/j.jpowsour.2010.11.050>
408. Hosseinpour, M., Sahoo, M., Perez-Page, M., et al.: Improving the performance of direct methanol fuel cells by implementing multilayer membranes blended with cellulose nanocrystals. *Int. J. Hydrog. Energy* **44**, 30409–30419 (2019). <https://doi.org/10.1016/j.ijhydene.2019.09.194>
409. Shu, Q.Z., Xia, Z.X., Wei, W., et al.: Controllable unzipping of carbon nanotubes as advanced Pt catalyst supports for oxygen reduction. *ACS Appl. Energy Mater.* **2**, 5446–5455 (2019). <https://doi.org/10.1021/acsaeam.9b00506>
410. Choi, B., Nam, W.H., Chung, D.Y., et al.: Enhanced methanol tolerance of highly Pd rich Pd–Pt cathode electrocatalysts in direct methanol fuel cells. *Electrochim. Acta* **164**, 235–242 (2015). <https://doi.org/10.1016/j.electacta.2015.02.203>
411. Lo Vecchio, C., Alegre, C., Sebastián, D., et al.: Investigation of supported Pd-based electrocatalysts for the oxygen reduction reaction: performance, durability and methanol tolerance. *Materials* **8**, 7997–8008 (2015). <https://doi.org/10.3390/ma8125438>
412. Rivera-Gavidia, L.M., Luis-Sunga, M., Rodríguez, J.L., et al.: Methanol tolerant Pd-Based carbon supported catalysts as cathode materials for direct methanol fuel cells. *Int. J. Hydrog. Energy* **45**, 20673–20678 (2020). <https://doi.org/10.1016/j.ijhydene.2020.01.167>
413. Sanij, F.D., Balakrishnan, P., Leung, P., et al.: Advanced Pd-based nanomaterials for electro-catalytic oxygen reduction in fuel cells: a review. *Int. J. Hydrog. Energy* **46**, 14596–14627 (2021). <https://doi.org/10.1016/j.ijhydene.2021.01.185>
414. Aricò, A.S., Baglio, V., Di Blasi, A., et al.: Analysis of the high-temperature methanol oxidation behaviour at carbon-supported Pt–Ru catalysts. *J. Electroanal. Chem.* **557**, 167–176 (2003). [https://doi.org/10.1016/S0022-0728\(03\)00369-3](https://doi.org/10.1016/S0022-0728(03)00369-3)
415. Aricò, A.S., Baglio, V., Di Blasi, A., et al.: Influence of the acid–base characteristics of inorganic fillers on the high temperature performance of composite membranes in direct methanol fuel cells. *Solid State Ion.* **161**, 251–265 (2003). [https://doi.org/10.1016/S0167-2738\(03\)00283-2](https://doi.org/10.1016/S0167-2738(03)00283-2)
416. Sebastián, D., Serov, A., Artyushkova, K., et al.: High performance and cost-effective direct methanol fuel cells: Fe–N–C methanol-tolerant oxygen reduction reaction catalysts.


- Chemsuschem **9**, 1986–1995 (2016). <https://doi.org/10.1002/cssc.201600583>
417. Lo Vecchio, C., Sebastián, D., Lázaro, M., et al.: Methanol-tolerant M-N-C catalysts for oxygen reduction reactions in acidic media and their application in direct methanol fuel cells. *Catalysts* **8**, 650 (2018). <https://doi.org/10.3390/catal8120650>
 418. Wang, Y.C., Huang, L., Zhang, P., et al.: Constructing a triple-phase interface in micropores to boost performance of Fe/N/C catalysts for direct methanol fuel cells. *ACS Energy Lett.* **2**, 645–650 (2017). <https://doi.org/10.1021/acseenergylett.7b00071>
 419. Gurau, V., Bluemle, M.J., De Castro, E.S., et al.: Characterization of transport properties in gas diffusion layers for proton exchange membrane fuel cells. *J. Power Sources* **165**, 793–802 (2007). <https://doi.org/10.1016/j.jpowsour.2006.12.068>
 420. Satjaritanun, P., Zenyuk, I.V.: Water management strategies for PGM-free catalyst layers for polymer electrolyte fuel cells. *Curr. Opin. Electrochem.* **25**, 100622 (2021). <https://doi.org/10.1016/j.coelec.2020.08.004>
 421. Shi, Q.R., He, Y.H., Bai, X.W., et al.: Methanol tolerance of atomically dispersed single metal site catalysts: mechanistic understanding and high-performance direct methanol fuel cells. *Energy Environ. Sci.* **13**, 3544–3555 (2020). <https://doi.org/10.1039/d0ee01968b>
 422. Kosmala, T., Bibent, N., Sougrati, M.T., et al.: Stable, active, and methanol-tolerant PGM-free surfaces in an acidic medium: electron tunneling at play in Pt/FeNC hybrid catalysts for direct methanol fuel cell cathodes. *ACS Catal.* **10**, 7475–7485 (2020). <https://doi.org/10.1021/acscatal.0c01288>
 423. Meenakshi, S., Nishanth, K.G., Sridhar, P., et al.: Spillover effect induced Pt-TiO₂/C as ethanol tolerant oxygen reduction reaction catalyst for direct ethanol fuel cells. *Electrochim. Acta* **135**, 52–59 (2014). <https://doi.org/10.1016/j.electacta.2014.04.142>
 424. Nishanth, K.G., Sridhar, P., Pitchumani, S.: Enhanced oxygen reduction reaction activity through spillover effect by Pt-Y(OH)₃/C catalyst in direct methanol fuel cells. *Electrochem. Commun.* **13**, 1465–1468 (2011). <https://doi.org/10.1016/j.elecom.2011.09.021>
 425. Piela, P., Eickes, C., Brosha, E., et al.: Ruthenium crossover in direct methanol fuel cell with Pt–Ru black anode. *J. Electrochem. Soc.* **151**, A2053 (2004). <https://doi.org/10.1149/1.1814472>
 426. Ratso, S., Kruusenberg, I., Käärik, M., et al.: Transition metal-nitrogen co-doped carbide-derived carbon catalysts for oxygen reduction reaction in alkaline direct methanol fuel cell. *Appl. Catal. B Environ.* **219**, 276–286 (2017). <https://doi.org/10.1016/j.apcatb.2017.07.036>
 427. An, L., Zhao, T.S., Li, Y.S.: Carbon-neutral sustainable energy technology: direct ethanol fuel cells. *Renew. Sustain. Energy Rev.* **50**, 1462–1468 (2015). <https://doi.org/10.1016/j.rser.2015.05.074>
 428. Wang, Y.H., Wang, F., Fang, Y., et al.: Self-assembled flower-like MnO₂ grown on Fe-containing urea-formaldehyde resins based carbon as catalyst for oxygen reduction reaction in alkaline direct methanol fuel cells. *Appl. Surf. Sci.* **496**, 143566 (2019). <https://doi.org/10.1016/j.apsusc.2019.143566>
 429. Fang, Y., Wang, Y.H., Wang, F., et al.: Fe-Mn bimetallic oxides-catalyzed oxygen reduction reaction in alkaline direct methanol fuel cells. *RSC Adv.* **8**, 8678–8687 (2018). <https://doi.org/10.1039/C7RA12610G>
 430. Liu, Y., Chen, Y.Z., Li, S., et al.: Improved charge transfer in a Mn₂O₃@Co_{1.2}Ni_{1.8}O₄ hybrid for highly stable alkaline direct methanol fuel cells with good methanol tolerance. *ACS Appl. Mater. Interfaces* **10**, 9485–9494 (2018). <https://doi.org/10.1021/acsaami.8b00613>
 431. Liu, Y., Shu, C.Y., Fang, Y., et al.: Two 3D structured Co–Ni bimetallic oxides as cathode catalysts for high-performance alkaline direct methanol fuel cells. *J. Power Sources* **361**, 160–169 (2017). <https://doi.org/10.1016/j.jpowsour.2017.06.062>
 432. Xie, X.W., Li, Y., Liu, Z.Q., et al.: Low-temperature oxidation of CO catalysed by Co₃O₄ nanorods. *Nature* **458**, 746–749 (2009). <https://doi.org/10.1038/nature07877>
 433. Tan, Q., Qu, T., Shu, C.Y., et al.: High-performance polymer fiber membrane based direct methanol fuel cell system with non-platinum catalysts. *ACS Sustain. Chem. Eng.* **7**, 17145–17153 (2019). <https://doi.org/10.1021/acssuschemeng.9b03497>
 434. Zhiani, M., Gasteiger, H.A., Piana, M., et al.: Comparative study between platinum supported on carbon and non-noble metal cathode catalyst in alkaline direct ethanol fuel cell (ADEFC). *Int. J. Hydrog. Energy* **36**, 5110–5116 (2011). <https://doi.org/10.1016/j.ijhydene.2011.01.079>
 435. Gaurava, D., Verma, A., Sharma, D.K., et al.: Development of a direct alcohol alkaline fuel cell stack. *Fuel Cells* **10**, 591–596 (2010). <https://doi.org/10.1002/fuce.200900039>
 436. Grimmer, I., Zorn, P., Weinberger, S., et al.: Ethanol tolerant precious metal free cathode catalyst for alkaline direct ethanol fuel cells. *Electrochim. Acta* **228**, 325–331 (2017). <https://doi.org/10.1016/j.electacta.2017.01.087>
 437. Osmieri, L., Escudero-Cid, R., Armandi, M., et al.: Fe–N/C catalysts for oxygen reduction reaction supported on different carbonaceous materials Performance in acidic and alkaline direct alcohol fuel cells. *Appl. Catal. B Environ.* **205**, 637–653 (2017). <https://doi.org/10.1016/j.apcatb.2017.01.003>
 438. Osmieri, L., Zafferoni, C., Wang, L.Q., et al.: Polypyrrole-derived Fe–Co–N–C catalyst for the oxygen reduction reaction: performance in alkaline hydrogen and ethanol fuel cells. *ChemElectroChem* **5**, 1954–1965 (2018). <https://doi.org/10.1002/celec.201800420>
 439. Wang, L.Q., Lavacchi, A., Bevilacqua, M., et al.: Energy efficiency of alkaline direct ethanol fuel cells employing nanostructured palladium electrocatalysts. *ChemCatChem* **7**, 2214–2221 (2015). <https://doi.org/10.1002/cctc.201500189>
 440. Seo, S.H., Lee, C.S.: A study on the overall efficiency of direct methanol fuel cell by methanol crossover current. *Appl. Energy* **87**, 2597–2604 (2010). <https://doi.org/10.1016/j.apenergy.2010.01.018>
 441. Jiang, R.Z., Rong, C., Chu, D.: Determination of energy efficiency for a direct methanol fuel cell stack by a fuel circulation method. *J. Power Sources* **126**, 119–124 (2004). <https://doi.org/10.1016/j.jpowsour.2003.08.022>
 442. Chu, D., Jiang, R.Z.: Effect of operating conditions on energy efficiency for a small passive direct methanol fuel cell. *Electrochim. Acta* **51**, 5829–5835 (2006). <https://doi.org/10.1016/j.electacta.2006.03.017>
 443. Jewett, G., Guo, Z., Faghri, A.: Water and air management systems for a passive direct methanol fuel cell. *J. Power Sources* **168**, 434–446 (2007). <https://doi.org/10.1016/j.jpowsour.2007.03.052>
 444. Vigier, F., Coutanceau, C., Perrard, A., et al.: Development of anode catalysts for a direct ethanol fuel cell. *J. Appl. Electrochem.* **34**, 439–446 (2004)
 445. Pereira, J.P., Falcão, D.S., Oliveira, V.B., et al.: Performance of a passive direct ethanol fuel cell. *J. Power Sources* **256**, 14–19 (2014). <https://doi.org/10.1016/j.jpowsour.2013.12.036>
 446. Hou, H.Y., Wang, S.L., Jin, W., et al.: KOH modified Nafion 112 membrane for high performance alkaline direct ethanol fuel cell. *Int. J. Hydrog. Energy* **36**, 5104–5109 (2011). <https://doi.org/10.1016/j.ijhydene.2010.12.093>
 447. An, L., Zhao, T.S.: An alkaline direct ethanol fuel cell with a cation exchange membrane. *Energy Environ. Sci.* **4**, 2213 (2011). <https://doi.org/10.1039/c1ee00002k>
 448. Kim, J., Momma, T., Osaka, T.: Cell performance of Pd–Sn catalyst in passive direct methanol alkaline fuel cell using anion

- exchange membrane. *J. Power Sources* **189**, 999–1002 (2009). <https://doi.org/10.1016/j.jpowsour.2008.12.108>
449. Yavari, Z., Noroozifar, M., Parvizi, T.: Performance evaluation of anodic nano-catalyst for direct methanol alkaline fuel cell. *Environ. Prog. Sustain. Energy* **37**, 597–604 (2018). <https://doi.org/10.1002/ep.12724>
450. Lue, S.J., Wang, W.T., Mahesh, K.P.O., et al.: Enhanced performance of a direct methanol alkaline fuel cell (DMAFC) using a polyvinyl alcohol/fumed silica/KOH electrolyte. *J. Power Sources* **195**, 7991–7999 (2010). <https://doi.org/10.1016/j.jpowsour.2010.06.049>
451. Pan, W.H., Lue, S.J., Chang, C.M., et al.: Alkali doped polyvinyl alcohol/multi-walled carbon nano-tube electrolyte for direct methanol alkaline fuel cell. *J. Membr. Sci.* **376**, 225–232 (2011). <https://doi.org/10.1016/j.memsci.2011.04.026>
452. Fortune Business Insights: Direct methanol fuel cell market size, share & COVID-19 impact analysis, by components (bipolar plates, current collector, catalyst, membrane), applications (portable, transportation, stationary), and regional forecast, 2021–2028. <https://www.fortunebusinessinsights.com/industry-reports/direct-methanol-fuel-cells-market-100779> (2020)
453. SFC Energy: Quarterly release. https://www.sfc.com/wp-content/uploads/sites/4/SFC_Q3_22_EN.pdf (2022). Accessed 30 Jan 2023
454. European Commission: 2030 Climate target plan. https://climate.ec.europa.eu/eu-action/european-green-deal/2030-climate-target-plan_en
455. Ensol Systems: EFOY pro direct methanol fuel cells. <https://www.ensolsystems.com/products/efoy-pro-direct-methanol-fuel-cells/>
456. EFOY: EFOY fuel cells. <https://www.my-efoy.com/en/efoy-fuell-cells/>
457. Takaguchi, H., Ohashi, M.: 1 kW direct methanol fuel cell system. *Fujikura Technical Review*, 1–4 (2015). https://www.fujikura.co.jp/eng/rd/gihou/backnumber/pages/_icsFiles/afieldfile/2016/02/16/45e_01_1.pdf
458. Antig Fuel Cell Innovation: Systems. http://www.antig.com/products/products_systems.htm
459. FuelCellsWork: China: Yuantong debuts a direct methanol fuel cell logistic vehicle. <https://fuelcellsworks.com/news/china-yuantong-debuts-a-direct-methanol-fuel-cell-logistics-vehicle/> (2019)
460. Bellini, M., Berretti, E., Innocenti, M., et al.: 3D titania nanotube array support for water electrolysis palladium catalysts. *Electrochim. Acta* **383**, 138338 (2021). <https://doi.org/10.1016/j.electacta.2021.138338>
461. Capozzoli, L., Capri, A., Baglio, V., et al.: Ruthenium-loaded titania nanotube arrays as catalysts for the hydrogen evolution reaction in alkaline membrane electrolysis. *J. Power Sources* **562**, 232747 (2023). <https://doi.org/10.1016/j.jpowsour.2023.232747>



Enrico Berretti is a Postdoc at the ICCOM institute of the Italian National Research Council (CNR). He got his Ph.D. degree in Chemical Sciences at the University of Florence in 2018, working on the electrodeposition of materials for energy conversion and storage. During the following years at ICCOM, he managed to deepen his knowledge on the synthesis and characterization of critical-raw-materials-free catalysts for fuel cells and electrolyzers. His actual work is

focused on the development of CRM-free electro-catalytical architectures produced by physico/chemical fabrication methods, and on the characterization of energy materials using focused beams of particles and electromagnetic radiations.



Luigi Osmieri obtained his Ph.D. degree in Chemical Engineering in 2016 from the Politecnico di Torino, Italy. From 2017 to 2020 he was a postdoctoral researcher at the National Renewable Energy Laboratory, USA. Currently he is a Staff Scientist at Los Alamos National Laboratory, USA. His main research interests are catalysts for oxygen reduction, oxygen evolution, and CO₂ reduction reactions, electrocatalysis, polymer electrolyte fuel cells, water electrolyzers, and

electrode structure engineering for electrochemical energy conversion devices. He is the author of 37 publications.



Vincenzo Baglio is a Research Director at CNR – Institute for Advanced Energy Technologies “Nicola Giordano” (ITAE) of Messina, Italy. He obtained a B.Sc. degree in chemistry (1998) from University of Messina (Italy) and a Ph.D. degree in “Materials for Environment and Energy” (2005) from the University of Rome “Tor Vergata” (Italy). His current research is focused on energy conversion and storage, especially in the field of fuel cells, batteries and electrolyzers. He published more

than 200 articles in international journals, 8 book chapters, 1 book, 1 international patent. He is Editor-in-chief of the journal “Materials for Renewable and Sustainable Energy” (Springer-Nature).



Hamish A. Miller is a researcher at the ICCOM institute of the CNR based in Florence, Italy. After receiving his Ph.D. degree in inorganic chemistry from the Queen’s University of Belfast (UK) in 1999, he spent 10 years working in the chemical industry including 6 years developing fuel cells and electrolyzers. His major research interests involve nanotechnology and electrocatalysis in energy related fields, in particular

developing PGM-free electrocatalysts for alkaline anion exchange membrane fuel cells and electrolyzers, electroreforming of renewable alcohols for co-production of chemicals and hydrogen and developing direct formate fuel cells.



Jonathan Filippi obtained his Master's degree in chemistry on April 2007 at the University of Florence, followed by Ph.D. in Chemical Sciences in 2012; he won a four year research contract at the Institute of Chemistry of Organometallic Compounds (ICCOM) of the Italian National Research Council (CNR) funded by Project FIRB 2010, after which he became a permanent researcher, working in the field of electro-

chemistry/electrocatalysis for fuel cells and hydrogen electrolyzers investigating many aspects, including oxygen reduction reaction and alcohol oxidation reaction, by using electrochemical techniques (CV, RDE experiments, full cell testing) and structural-morphological electrocatalyst characterization (XRD and microscopy).



Francesco Vizza is Research Director at the Institute of Chemistry of Organometallic Compounds (ICCOM)-CNR, Florence, Italy. He has an h-index of 53 (Scopus), and is the author of 230 peer-reviewed publications, 35 patents and 2 monographs. He received his degree in Biology in 1982 at the University of Florence. He was a post graduate researcher in chemistry at the University of Florence and then Researcher, Senior Researcher and Director

at the ICCOM-CNR. Research Interests include: organometallic chemistry, catalysis, electrocatalysts for fuel cells (DAFC and PEMFC), electroreforming for hydrogen production, electrocatalysts for the reduction of CO₂, development of photocatalysts for H₂ evolution, organometallic fuel cells (OMFC), recovery of metals from waste lithium batteries.



Monica Santamaria is full professor at the engineering department of the University of Palermo, where she leads the "Applied Electrochemistry" group. Her research deals with the use of photoelectrochemistry in the characterization of electronic properties of passive films and corrosion layers, as well as of oxides for advanced technological applications. Moreover, she works in the field of low

temperature polymer electrolyte membrane fuel cells and electrochemical treatments for surface functionalization. Monica Santamaria has published more than 150 peer-reviewed publications, 6 book chapters and has an h-factor of 28. She is member of the Executive Committee of the International Society of Electrochemistry serving as treasurer.



Stefania Specchia chemical engineer, is a full professor of Chemical Plants Design at the Politecnico di Torino, and associate researcher at the CNR-ITAE "Nicola Giordano" (Italy). She is a member of the Committee Board of the International Academy of Electrochemical Energy Science (IAOEEES). Leader of the Gre. En2 Group (Green Energy and Engineering group), her technical expertise areas are catalytic reaction engineering, electrochemistry, heterogeneous catalysis and electrocatalysis. Her work has resulted in the development of a wide range of catalysts and electrocatalysts for PEMFC/DMFC, methane combustion and gas sensing. She also works on transition technologies for low- or zero-emission energy recovery systems for hydrogen production and waste valorization.

technical expertise areas are catalytic reaction engineering, electrochemistry, heterogeneous catalysis and electrocatalysis. Her work has resulted in the development of a wide range of catalysts and electrocatalysts for PEMFC/DMFC, methane combustion and gas sensing. She also works on transition technologies for low- or zero-emission energy recovery systems for hydrogen production and waste valorization.



Carlo Santoro got his Ph.D. degree at the University of Connecticut in 2009, working on microbial fuel cells. He moved to the University of New Mexico in 2013 working on platinum-free electrocatalysts for oxygen reduction reaction and supercapacitive bio-electrochemical systems. Following a spell as Lecturer at the University of Manchester (2020), he joined the University of Milano-

Bicocca in 2021 as Assistant Professor, where he established the Electrocatalysis and Bioelectrocatalysis Lab (EBLab). His work focuses on development of electrocatalysts based on platinum-group metal-free

materials for electrochemical systems, pursuing biomimetic and bioinspired approaches. He has published over 120 manuscripts and holds 2 patents.



Alessandro Lavacchi is a senior researcher at the Institute of Organometallic Chemistry of the National Research Council of Italy, where he also is the Head of the Electron Microscopy Facility. His research focuses on the development and characterization of nanomaterials for electrochemical conversion and storage, with a focus on direct alcohols fuel cells, electrolysis and biomass conversion in electrochemical

devices. In his career, he co-authored more than 120 papers and the monograph “Nanotechnology in Electrocatalysis for Energy”.