



Physical and biomimetic treatment methods to reduce microplastic waste accumulation

Hyesoo Lee¹ · Joo Eun Shim¹ · In Hae Park¹ · Kyung Sil Choo² · Min-Kyeong Yeo^{1,2}

Accepted: 8 September 2022 / Published online: 21 September 2022

© The Author(s) under exclusive licence to The Korean Society of Toxicogenomics and Toxicoproteomics 2022

Abstract

Background Since the Covid-19 pandemic in 2019, the use of plastics has increased exponentially, so it is imperative to manage and dispose of these plastic wastes safely.

Objectives This review focuses on the management strategies governed by the policies of each country to reduce plastic waste through physical collection methods and methods that use eco-imitation technologies.

Results Thus far, physical treatment methods have been applied to sewage and drinking water treatment. The abilities of bio-inspired treatment methods are being assessed in terms of capturing microplastics (MPs) and nanoplastics (NPs), extracting substances from marine organisms, reducing toxicity, and developing alternatives to petroleum-based plastics.

Conclusions Various post-treatment methods have been proposed to collect and remove MPs and NPs that have reached into aquatic ecosystems and subsequently reduce their toxicity. However, there are limitations that the effectiveness of these methods is hindered by the lack of policies governing the entire process of plastic use before the post-treatment.

Purpose of Review We purpose to reduce plastic waste through methods that use eco-imitation technologies.

Recent Findings These eco-imitation methods are attracting attention as viable future plastic waste treatment options in line with the goals of sustainable development.

Keywords Microplastics · Nanoplastics · Biological treatment · Physical treatment · Bio-inspired treatment · Plastic policy

Introduction

As various industries have been using plastics in their processes without appropriate treatments, their excessive usage and low degradability have become critical environmental issues that cause persistent pollution in an ecosystem (Agboola and Benson 2021; Oliveira et al. 2020).

The global use of plastics has grown exponentially over the past few decades. In 1976, 50 million metric tons of plastics were used, which later doubled in 1989. In 2002, the quantity of plastics used doubled again compared to 1989 (Fig. 1). The increase observed in only 10 years indicates a significant upsurge in its usage, which is incomparable to the past (Plastics Europe and EPRO 2021; Statista 2021a). In response to this increase, the governments of several countries, including the United States of America (USA), United Kingdom (UK), and Denmark, implemented a policy to reduce plastic use in the 2010s; however, this has not sustained (Costa et al. 2020; Costa 2021). Due to the outbreak of COVID-19 in 2019, the need for disposable products soared to prevent infection. As a result of the delays caused by the pandemic, the discussions on the regulation of plastics were set back for about 3 years after 2019.

When the COVID-19 pandemic began in March 2020, the collapse of the logistics supply chain caused by the border closures led to a sharp decline in the production by the European plastic industry, but a stronger recovery soon followed (IMF 2020; Plastics Europe and EPRO 2021). In

Hyesoo Lee, Joo Eun Shim, and In Hae Park contributed equally to this work.

✉ Min-Kyeong Yeo
bioclass@khu.ac.kr

¹ Department of Applied Environmental Science, Graduate School, Kyung Hee University, 1732 Deogyong-daero, Giheung-gu, Yongin-si, Gyeonggi-do 17104, Republic of Korea

² Department of Environmental Science and Engineering, College of Engineering, Kyung Hee University, 1732 Deogyong-daero, Giheung-gu, Yongin-si, Gyeonggi-do 17104, Republic of Korea

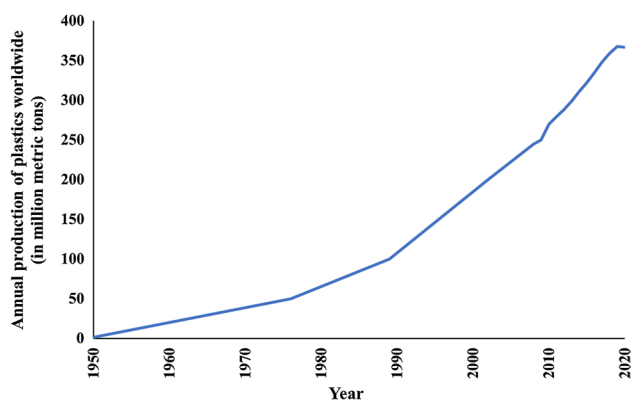


Fig. 1 Annual production of plastics worldwide from 1950 to 2020 (in million metric tons) (Plastics Europe and EPRO 2021; Statista 2021a, b)

response to the pandemic, personal protective equipment made from plastics was widely used, and the generation of disposable plastic medical waste rapidly increased (Klemeš et al. 2020). In addition, some countries, including India and Australia, temporarily delayed the ban on single-use plastics and allowed their use. Therefore, the increase in plastic use during the COVID-19 pandemic is a global phenomenon, and the importance of prioritizing waste management and treatment must be stressed (Yoon et al. 2021).

In 2020, approximately 367 million metric tons of plastics were produced worldwide, with the highest production at 52% in Asia, 19% by the North American Free Trade Agreement, and 15% in Europe (Plastics Europe and EPRO 2021). A 2019 report by the Organization for Economic Cooperation and Development (OECD) shows that 15% of the world's waste plastics were collected for recycling, but only 9% of the recyclable plastics were recycled, and 40% were lost or discarded during recycling. In addition, 46% of waste plastics went to landfills, 17% were incinerated, and 22% were introduced into the environment without being treated by the waste management system (OECD 2022).

Despite the seriousness of plastics flowing into the ecosystem through various routes, their physicochemical properties, health toxicity, ecotoxicity, and bioaccumulation have not been thoroughly discussed. Therefore, further research on the impact of plastic waste on health and ecosystems is required.

Microplastics (MPs) and Nanoplastics (NPs) flow into rivers through point pollution and non-point pollution sources. Before plastics enter the ecosystem, they need to be filtered and removed; however, the technology for this process is not yet available. Therefore, this research reviewed the following topics: types and properties of plastics, the after-use condition of MPs and NPs that persist in the environment, the chemical affinity of plastics due to their chemical properties, and bioaccumulation. Most importantly, this

study analyzes three key concepts: the viable options to manage incidents, where plastics have already entered the environment, the application of bio-inspired technology, and the governmental policies to reduce the generation of plastics through life cycle management (Fig. 2).

Plastic types and characteristics

Plastics are used in various industries, with the packaging industry (40.5%) using the most in the EU in 2020, followed by the building and construction (20.4%), automotive (8.8%), and electrical and electronics (6.2%) industries (Fig. 3a). The most common plastic material produced in the EU was polyethylene (PE) at 30.35%, of which low-density polyethylene (LDPE) and linear low-density polyethylene accounted for 17.45% and medium-density and high-density polyethylene (HDPE) at 12.9%. The demand was high for polypropylene (PP) at 19.7%, polyvinyl chloride (PVC) at 9.6%, polyethylene terephthalate (PET) at 8.4%, and polystyrene (PS) at 6.1% (Fig. 3b Plastics Europe and EPRO 2021). PE was also produced the most in the USA, followed by PP and PVC (Statista 2021b).

Plastics are divided into thermosets and thermoplastics according to their properties when heated. Thermosets are rigid and stable, but cannot be reprocessed by softening and molding. On the other hand, thermoplastics are relatively easy to recycle as they can be molded at high temperatures and have an elastic or solid shape at room temperature (Agboola and Benson 2021; Oliveira et al. 2020). The types and characteristics of major plastics are shown in Table 1.

PE has a variety of uses in film, packaging, and electrical insulation to container piping. It can be classified as an LDPE or HDPE due to the differences in resistance, toughness, flexibility, and clarity to chemicals (Oliveira et al. 2020). An LDPE is a solid and flexible polymer characterized by long branches, and an HDPE can be packaged closer to crystallites as polymer chains become more linear (Jordan et al. 2016). PVC, which is the most commonly used plastic resin in medical devices, is chemically non-reactive, rigid, and easily welded and thermoformed (McKeen 2014). PS is thermally stable, has high translucency and durability, and is a thermoplastic polymer that can be easily dyed. These characteristics make PS suitable for food storage and transportation and producing packaged products and toys (Kik et al. 2020). PP is a thermoplastic material manufactured by polymerizing propylene molecules in monomer units into long polymer molecules or chains (Shubhra et al. 2013; Willam et al. 2003). PP is lighter in weight than PS due to its lower specific gravity. Furthermore, PP has high rigidity and impact resistance. PP is used in slit films, carpets, cast films, and rigid

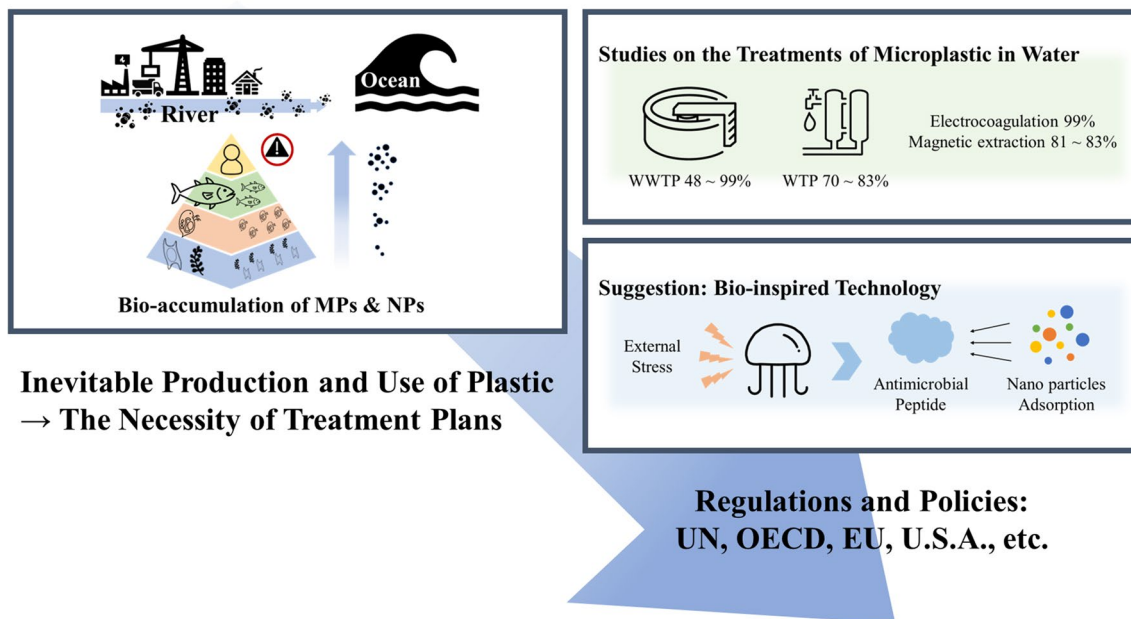


Fig. 2 Research topics of microplastic

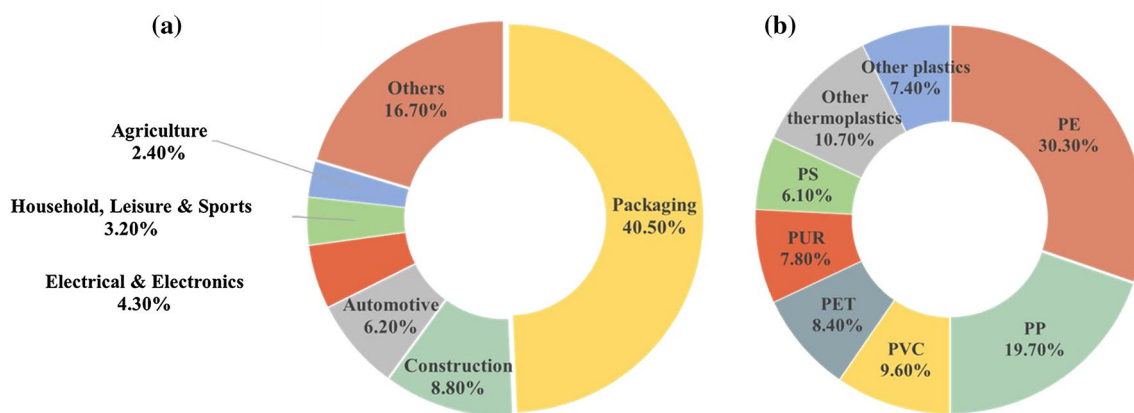


Fig. 3 **A** Plastics demand in the EU in 2020. **B** Plastic resin types in the EU in 2020 (based on Plastics Europe 2021)

packaging containers (Willam et al. 2003). PET has low friction and high wear resistance and is resistant to dilute acid, aliphatic and aromatic hydrocarbons, and water at room temperature. It appears white in a semi-crystalline state and transparent in an amorphous state. Amorphous PET has a relatively lower hardness, rigidity, and thermal resistance than crystalline PET (Ji 2013).

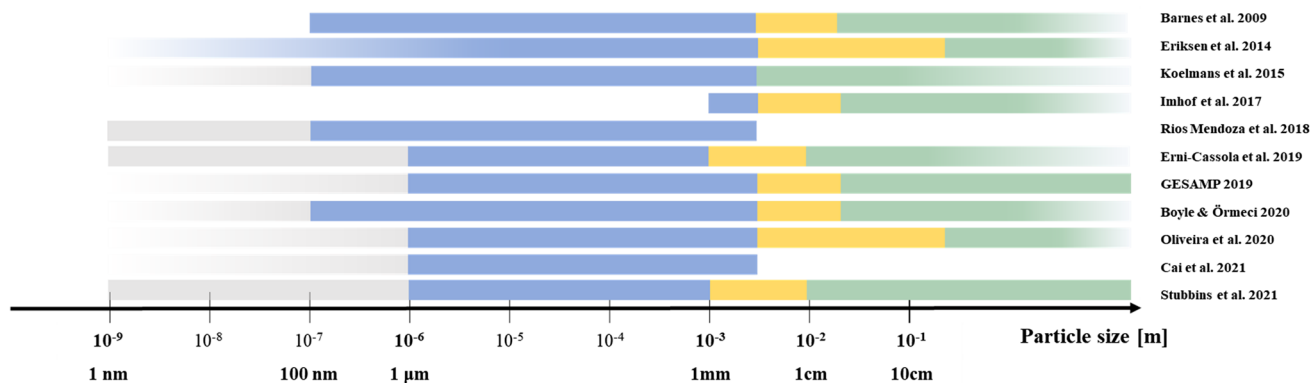
The secondary pollution problem caused by plastics

Plastic debris persist in the environment and can become nano-sized; therefore, it is necessary to evaluate the toxicity of plastics according to the size of plastic fragments.

Plastic fragments can be classified into: macroplastics (> 25 mm), mesoplastics (5–25 mm), MPs (< 5 mm), and NPs (< 100 nm) (Fig. 4). In general, MPs are defined as less than 5 mm, with the European Chemical Agency, the National Oceanic and Atmospheric Administration, and the European Food Safety Authority following the same

Table 1 Plastic types and characteristics

Plastics/chemical structure	Characteristics	Uses	References
Polyethylene (PE)/(C ₂ H ₄) _n	- Characterized based on density and the degree of molecule branching - Semi-crystalline - Processability - linear chain	Packaging, textiles, piping	Jordan et al. (2016), Oliveira et al. (2020)
High-density Polyethylene (HDPE)/(C ₂ H ₄) _n	- Large density to strength ratio - Heat resistance/heat stable	Milk packaging, shampoo containers, pipe	Jordan et al. (2016), Oliveira et al. (2020)
Low-density Polyethylene (LDPE)/(C ₂ H ₄) _n	- Tough and flexible polymer - Resistant to acids, alcohols, bases, esters - Long branches - Transparent - Hard to recycle	Packaging films, shopping bags	Jordan et al. (2016), Oliveira et al. (2020)
Polyvinyl chloride (PVC)/(C ₂ H ₃ Cl) _n	- Thermoplastics and non-crystalline - Good clarity and transparency retention - Sensitive to UV - Good chemical resistance and stability - Chemically nonreactive	wrapping, sheets, window frame, pipe, bumpers, medical devices	McKeen (2014)
Polystyrene (PS)/(C ₈ H ₈) _n	- High translucency - High durability - Thermally stable - Easy to dye	Toothbrushes, CDs, Styrofoam	Kik et al. (2020)
Polypropylene (PP)/(C ₃ H ₆) _n	- Light weight - Dimensional stability - High impact resistance - Transparency - Flame resistance - Chemical and stain resistance	Slit film, carpets, cast film, sheet, rigid packaging containers, caps and closures, disposable syringes	Shubhra et al. (2013), Willam et al. (2003)
Polyethylene terephthalate (PET)/(C ₁₀ H ₈ O ₄) _n	- White in semi-crystalline - Transparent in amorphous state - Not resistance to alkalis, esters, etc. - Resistant to dilute acids, fats, etc. - Resistance to water at room temperature - Low friction and high abrasion resistance - High hardness	Water bottles	(Ji 2013)

(a) Suggestion of criteria for the size of plastic particle**(b) Scattered criteria for the size of plastic particle****Fig. 4** Criteria for the size of plastic particles. **a** Suggested criteria for the size of plastic particles, **b** scattered criteria for the size of plastic particles. (Barnes et al. 2009; Boyle and Örmeci 2020; Cai

et al. 2021; Eriksen et al. 2014; Erni-Cassola et al. 2019; GESAMP 2019; Imhof et al. 2017; Koelmans et al. 2015; Mendoza et al. 2018; Oliveira et al. 2020; Stubbins et al. 2021)

standard (Anagnosti et al. 2021; EFSA Panel on Contaminants in the Food Chain (CONTAM), 2016). However, NPs are not clearly defined, because several studies classify plastics with sizes less than 1 μm as NPs (Andrady 2017; Imhof et al. 2017; Ramasamy and Palanisamy 2021). Therefore, we suggest some criteria to resolve the uncertainty in the size of plastic particles (Fig. 4).

There are two types of MPs: primary MPs and secondary MPs. Primary MPs are produced during the manufacturing stage in sizes that are less than 5 mm and are used in cosmetics and sanitary products (Andrady 2011; Ha and Yeo 2018; Thompson 2015). Secondary MPs are introduced into the environment mainly through general waste, improper management of landfills, loss during collection, and wear of tires and paint (Boyle and Örmeci 2020; Duis and Coors 2016).

Most of the plastic waste found in the ocean comes from land-based plastics (Andrady 2011). MPs, in particular, are ubiquitous in the oceans, including polar regions (Barnes et al. 2009; Zarfl and Matthies 2010). Accumulation of plastics in the environment negatively affects living organisms. The introduction and accumulation of plastics in the environment is known as primary pollution. However, secondary pollution refers to the introduction and accumulation of the plastics combined with hydrophobic substances, such as persistent organic pollutants (POPs) into the body of living organisms.

Synthetic organic polymeric plastics made by refining petroleum or gas are polymeric materials (Sánchez 2020) that remain in the ocean for a long time because of their difficulty in decomposing when in their natural state (Hopewell et al. 2009). The decomposition of plastics involves non-biological decomposition that occurs by various physical and chemical processes and biological decomposition that occurs through microorganisms (Oliveira et al. 2020).

Non-biological decomposition of plastics is carried out through chemical processes, such as photolysis, thermal oxidation and pyrolysis, structural cracking, reduction of ductility, physical or oxidation, and bond cutting (Chen et al. 2018; Li et al. 2004). The photolysis of plastics is caused by UV-C wavelengths in the sun's ultraviolet rays. When exposed to ultraviolet rays under oxygenated conditions, photooxidation occurs, and through this process, the chains of plastic polymers are decomposed, and physicochemical properties and surface shapes are changed (Andrady 2011; Lin et al. 2020; Martínez et al. 2004). A thermal oxidation reaction refers to the decomposition of polymer chains by the action of light and heat under oxygenated conditions (Drozdov 2007; Oliveira et al. 2020). In pyrolysis, plastics are decomposed, because high temperatures reduce the stability of polymer structures, causing chemical changes (Kamo et al. 2004).

The biodegradation of plastics occurs mainly by bacteria, fungi, and enzymes, and it is affected by the properties of

plastics and the environmental factors (Bardají et al. 2020; Sánchez 2020). Microorganisms that break down plastics have different population distributions depending on the environmental conditions in soils and oceans; therefore, the decomposition of plastics by microorganisms is affected by the surrounding environment.

An important step in biological decomposition is the attachment of microorganisms to the plastic surface to form a colony; this is affected by the surface conditions and structures of the plastic. When the enzyme binds to the plastic surface, it is hydrolyzed from low molecular oligomers to dimers and monomers using polymers as a substrate and is then finally decomposed into CO_2 and H_2O (Oliveira et al. 2020; Tokiwa et al. 2009). Therefore, the degree of biological decomposition may vary depending on the surface conditions of plastics, i.e., the surface area, hydrophilicity, and hydrophobic properties. The effects can vary depending on the chemical structure and molecular weight of the plastic, the degree of biological degradation due to glass transition temperatures, crystallinity, and the crystal structure of plastics (Tokiwa et al. 2009).

It is considered that the affinity of plastics to other chemicals and their ecosystem accumulation is influenced by not only the chemical properties but also the physicochemical structure of the plastic material. The NPs of PS generally have carboxyl ($-\text{COOH}$) and amine ($-\text{NH}_2$) functional groups, which result in surface charge and reactivity (Zhang et al. 2019). In addition, oxygen-rich functional groups are produced during photolysis, and the reactivity subsequently increases (Andrady 2011). To commercialize plastics, depending on the purpose of the processing, additives such as plasticizers, flame retardants, stabilizers, antioxidants, heat stabilizers, and brominated flame retardants are added (Hahladakis et al. 2018). These additives are endocrine disruptors that cause hormonal abnormalities when introduced into the body and are likely to leach into the environment during the decomposition of plastics (Endo et al. 2013; Hermabessiere et al. 2017).

Plastics enter the marine environment through many channels (Enders et al. 2015), and those that have been introduced and broken into smaller pieces have a higher affinity to hydrophobic molecules than water (Rios et al. 2010). Consequently, marine plastics combine endosulfan, a hydrophobic substance that has been released in the ocean, and dichloro-diphenyl-trichloroethane, polychlorinated biphenyl, polycyclic aromatic hydrocarbons such as POPs combine with carry these substances (Lee et al. 2014; Rios et al. 2007).

MPs are present at the ocean's surface and in the depths and are likely to be consumed by various marine organisms (Betts 2008). Invertebrates consume MPs, because they are partially indistinguishable from planktons due to their similar sizes (Browne et al. 2008; Graham and Thompson 2009).

In addition, not only zooplankton at the bottom of the food chain consume MPs but also other marine animals, such as fish, shellfish, and crustaceans (Eom et al. 2020). There is much concern about human health due to the accumulation of plastics through bioenrichment (Cauwenberghe and Janssen 2014; Cole et al. 2011; Murray and Cowie 2011).

Concerns have been raised about the potential toxicities of MPs and NPs as chemical carriers in living organisms. This means that MPs and NPs absorbed into the body from the digestive system can be transported to various organs in the body, causing toxicity at the cellular and molecular level (Kim and Rhee 2021; Shen et al. 2019). Plastics accumulated in the liver can result in oxidative stress through inflammation and lipid accumulation (Lu et al. 2016). PS nanoparticles can penetrate and bind to the lipid membrane, changing its structure and properties and affecting cell function (Rossi et al. 2014). POPs and heavy metals in the environment are adsorbed to the surface of the plastics due to the hydrophobic properties that occur when plastics are decomposed. Therefore, the smaller the size of the plastic, the higher the risks are of being transferred into organs, tissues, and cells and becoming concentrated and inducing toxicity (Lee et al. 2019; Salvati et al. 2011; Teuten et al. 2007; Velzeboer et al. 2014).

Potential toxicity of plastics

Among plastics, many studies on the potential toxicity of PS have been conducted. PS MPs, when exposed to zebrafish larvae, affect their intestinal metabolites and are involved in energy metabolism of glutamine, sarcosine, pyruvate, and creatine (Wan et al. 2019). Zebrafish chorions have pores with diameter 0.5–0.7 μm for the movement of oxygen and nutrients, where NPs can be introduced. Particles larger than the pore size attach to the chorion and are introduced into the interior by the flow of water. Plastic accumulates in the mouth, gills, brain, blood vessels, liver, heart, intestines, and muscles of larvae and adult zebrafish (Bhagat et al. 2020). In zebrafish embryo, after 48 h of 50 nm PS exposure, fluorescence imaging results showed the accumulation of various types of tissue and cells, including lipid-rich regions, nerve systems, yolk, and muscle fibers, as well as NPs penetrating the chorion. Although mortality and phenotypic abnormalities due to PS NPs were not high, they increased the toxicity caused by other substances, such as metal ions (Lee et al. 2019). In addition, the toxic effects varied depending upon the size. Although PS with 10–100 μm diameter was not significantly cytotoxic, smaller PS with 460 nm and 1 μm diameter affected red blood cells (Hwang et al. 2020). 50 nm PS accumulates in the head of zebrafish embryos, resulting in decreased exercise and swimming ability, and seizures.

This suggests that NPs can pass through the blood–brain barrier (Bhagat et al. 2020).

Material properties of MPs, such as density, crystallinity, biodegradability, oxidation, additives, and surface properties affect ecosystem behavior, causing them to act as carriers of contaminants, such as heavy metals and polycyclic aromatic hydrocarbons (Andrady 2017; Wang et al. 2021).

NPs have unique physicochemical properties; therefore, their behavior is difficult to predict, and can have various effects on humans and the environment (Klaine et al. 2012; Mitrano et al. 2021). The density of NP aggregates varies according to the polymer shape, surface area, degree of contamination of the organic material, and thickness. A large surface area causes strong adsorption of external harmful chemicals and carries hydrophobic materials and trace metals (Koelmans et al. 2015).

The effect of different polymer types of MP, including PE, PP, and PVC on the adsorption, accumulation and toxic effects of triclosan (TCS) in zebrafish was evaluated. All three types of MP were capable of adsorption of triclosan and had an effect on metabolic disorders. Among them, TCS + PP showed the highest adsorption capacity, disrupted liver metabolism, and enhanced brain neurotoxicity. In addition, the accumulation of TCS in the liver and intestine of zebrafish increased in the order of TCS + PP, TCS + PVC, and TCS + PE, respectively (Sheng et al. 2021).

Solutions under consideration: (1) Physical treatment methods

MPs are recognized as a serious environmental problem due to their particle characteristics and toxicity. The steps to solve for MP contamination include: (1) post-treatment for the physical collection of MPs that have already been discharged, (2) utilization of bio-inspired technology, and (3) reduction of plastic emissions during the production, use, and disposal of plastics.

MPs are often used in consumer products, such as personal hygiene products and laundry detergents (Andrady 2011), which can be introduced into the aquatic ecosystem through sewage treatment and wastewater treatment plants (WWTPs) (Carr et al. 2016). When using a membrane bioreactor among tertiary treatments in existing WWTPs (Table 2), it achieved a 99.9% reduction in MPs with a size of > 20 μm . Furthermore, micro-filtration using a 20 μm disc filter lead to a 98.5% reduction in MPs (Talvitie et al. 2017). MPs in drinking water are a cause for concern, particularly for human health, but the MP reduction ability of water treatment plants (WTPs) (Table 3) is promising, with reductions of up to 70–83% (Pivokonsky et al. 2018).

NPs with particle sizes of less than 100 nm are rarely treated in WWTP and WTP processes and are discharged into

Table 2 Plastic removal efficiency in water treatment

Treatment Stage	Significant treatment technology	Removal efficiency (%)	Plastic size (> μm)	References
Tertiary treatments	Micro-screen filtration with disc filter (20 μm)	98.5 (concentration)	20	Talvitie et al. (2017)
	Rapid sand filter	97.1	20	
	Dissolved air bioreactor	95.0	20	
	Membrane bioreactor	99.9	20	
	Biological and chemical phosphorus removal units	48	500	
Secondary treatment	Screening (mesh size: 6 mm), primary sediment, aeration, and final sediment	73	500	Akarsu et al. (2020)
	Screening (mesh size: 6 mm), primary sediment, aeration, and final sediment	60	500	

Table 3 Plastics removal efficiency in water treatment plants

Treatment technology	Removal efficiency (%)	Plastic size (> μm)	References
Coagulation/flocculation, sand filtration	70	0.2	Pivokonsky et al. (2018)
Coagulation/flocculation. Sedimentation, granular activated carbon filtration	81	0.2	
Coagulation–flocculation, flotation, sand filtration, granular activated carbon filtration	83	0.2	

lakes and rivers or remain in sludge (Boyle and Örmeci 2020). Therefore, despite the high reduction rates of plastic particles in wastewater, the amount of plastics discharged into the environment is still high, suggesting that a treatment method targeting only MPs and NPs is required.

Perren et al. (2018) studied the efficiency of electrocoagulation (EC) for MP removal from wastewater. EC is a process, whereby magnetic fine powder is added to wastewater containing suspended solids and stirred to generate flocs. These flocs are then attached to a magnetic mattress and removed (Kim et al. 2014). EC shows promise for building an automated system, because it does not depend on chemicals or microorganisms, is cheap, and generates little waste. In this study, EC based on fine Al(OH)₃ showed that the optimal removal efficiency of PE microbeads with a particle size of 300–355 μm was 99% at pH 7.5.

Grbic et al. (2019) studied magnetic extraction as a method for separating MPs from environmental samples. The addition of iron nanoparticles to hexadecyltrimethoxysilane solutions causes hydrophobization of iron particles. It promotes the hydrophobic interaction of iron ions with MPs, thereby allowing the iron ions to adhere to MPs.

Solutions under consideration: (2) Application of bio-inspired technology

Nature has been trained through evolution to achieve effective and efficient mechanisms for survival in harsh environments for billions of years, and humans have always drawn inspiration from this for use in everyday life. Technology learned from nature is referred to as “biomimetics” (Bar-Cohen 2006).

MPs, the most important environmental pollutants recently, accumulate in large amounts in water and adversely affect human health (Smith et al. 2018). Therefore, it is important to know if biomimetics can be applied to eliminate MPs in water environments and prevent their harmful effects on human health.

There have been many reports of frequent mass emergence of jellyfish due to eutrophication by human activities and sea temperature increases due to climate change (Behera et al. 2020; Boero 2013; Kim et al. 2012; Purcell et al. 2013). Outbreaks of jellyfish can not only destroy the marine ecosystem but also cause damage to the marine

fishing industry by clogging fishing nets and boat gears. Large jellyfish populations can also destroy aquaculture by killing fish in cages and destroying power plants by blocking the seawater-cooling intake. They also negatively affect local tourism by stinging swimmers. These negative impacts of jellyfish blooms result in local economic loss; thus, the occurrence of jellyfish is unfavored by the coastal residents. For example, a study conducted in Korea reported that the fishery catch had decreased by 33% due to the mass emergence of jellyfish (Kim et al. 2012). Hence, jellyfish outbreaks have been recognized as a nuisance to the coastal residents.

Cnidaria phylum, including *Hydra* and jellyfish, possess an innate immune system and secrete antimicrobial peptides under external stresses (Bakshani et al. 2018; Lee et al. 2020). When Cnidaria are exposed to environmental changes or are in direct contact with other organisms, they activate their immune system and release mucus. The mucus obtained from a species of jellyfish, *Aurelia aurita*, has been proven to bind with NPs and reduce its toxicity (Geum and Yeo 2022; Ha et al. 2020; Kim et al. 2022; Patwa et al. 2015). Geum and Yeo (2022) demonstrated that over 90% of the polystyrene-NPs ($2.0 \text{ mg} \times \text{L}^{-1}$) were captured within 30 min by $100 \text{ } \mu\text{g} \times \text{L}^{-1}$ mucin of *A. aurita* and the toxicity of the NPs on zebrafish hatching rate also decreased. Therefore, the use of jellyfish can be applied as a method for eliminating MPs in water and removing jellyfish blooms from coastal areas.

Jellyfish can be easily caught with fishing nets during bloom. When physical stress is applied using a simple tool, the mucus secreted by jellyfish can be used to remove MPs (Geum and Yeo 2022; Ha et al. 2020; Kim et al. 2022). After the mucus secretion, jellyfish undergo a natural process of apoptosis and decompose in water (Tinta et al. 2021). While jellyfish are processed to remove MPs, no harmful chemicals are added, and no action is required which emits greenhouse gases or accelerates climate change, such as using fossil fuels. In other words, the application of jellyfish for MP reduction in water can be described as one of the most strongly demanded sustainable low-carbon environmental technologies in the world today (Yuan et al. 2011).

However, there are limitations to using jellyfish in reducing plastic pollution; since jellyfish blooms only appear during certain seasons, it is impossible to catch jellyfish in their natural state continuously. Since the demand for edible jellyfish has increased, there has been ongoing development of jellyfish aquaculture technology in China since the 1980s, and there were reports of a successful culture of jellyfish in the 2000s (You et al. 2007). Therefore, it may be possible to obtain jellyfish year-round through jellyfish aquaculture. Another way to continuously supply jellyfish mucus is through a biochemical method that specifically analyzes the components of the mucus and artificially synthesizes

it. However, jellyfish aquaculture and mucus synthesis are not economically viable. Nevertheless, the reduction of MPs with jellyfish mucus is worth considering.

The United Nations Environment Assembly (UNEA) and the OECD emphasize the importance of managing plastic pollution throughout the life cycle of plastics (OECD 2021; UNEP 2022). This means that not only is it important to reduce the amount of plastic waste itself by reusing, recycling, and remanufacturing the used plastics, but it also means that efforts should be made to minimize the amounts of plastics that are indirectly released into the environment, such as when MPs are released during the washing of clothes. In other words, the technology to remove MPs during the treatment process in WWTPs or when discharging domestic wastewater must be considered. This is the point, where bio-inspired jellyfish technology can be applied easily. Therefore, the removal of MPs using jellyfish is proposed as an eco-friendly and biomimetic technology for reducing plastic pollution.

The technique of MP removal using bio-inspired technology is also proposed when considering the gills of marine fish. Fish obtain feed through a unique non-logging solid–liquid filtration mechanism called ricochet separation. In this way, planktons smaller than the slits between gill rakers are filtered into the fish and then ingested. This bio-inspired technology of the filtration system of marine fish has been reported to effectively remove 97.6% of MPs of 700 nm size (Zhang et al. 2022).

The caddisfly *Odontocerum albicorne* (Scopoli 1763), also found in freshwater, has been known to make diagnostic cases out of sand and gravel. However, when exposed to plastics, *O. albicorne* interacted with MPs rather than natural construction materials and substrates to make its cases. Research showed that this type of fish interacted with almost any type of MPs (acrylonitrile butadiene styrene, PET, PP, PS, and polyvinylidene fluoride) (Gallitelli et al. 2021). The caddisfly larvae gather MPs and construct diagnostic cases, and consequently, the MPs are removed. However, the stress in the ecological cycle of caddisfly larva caused by MPs has not yet been investigated; therefore, further research is needed.

The effect of intestinal microorganisms on MPs decomposition has been thoroughly studied. *Tenebrio molitor* larvae are particularly known to have conspicuous abilities to decompose organic matter. Przemieniecki et al. (2020) reported that after these microorganisms consumed PS and PE for 70 days and decomposed 12.2% of PS and 16.6% of PE. It is presumed that the decomposition is due to the action of intestinal microorganisms in *T. molitor* larvae. Microbial cluster analysis at the genus level confirmed that it accounted for a high proportion in the order of Proteobacteria > Bacteroidetes > Firmicutes > Actinobacteria (Przemieniecki et al. 2020).

The natural resources that can replace MPs originating from petroleum plastics are currently of interest. Cellulose nanofiber (CNF), derived from plants or produced by bacteria, is one of the most common natural ingredients. As an alternative plastic manufacturing method, “directional deforming assembly,” inspired by CNF, was proposed. CNF was used as a high-performance one-dimensional nanoscale building block because of its high strength, low coefficient of thermal expansion, and abundant hydroxyl and carboxyl groups on the surface. The mica microplatelet (exfoliated from natural mica and coated with TiO_2) was used as a natural two-dimensional block (Guan et al. 2020). This bio-inspired structural material may be an alternative material for existing plastics because of its superior mechanical and thermal properties compared to petroleum-based plastics.

As such, bio-inspired technology research is actively underway as a solution to environmental problems caused by plastics in various processes, such as material, treatment, collection, and removal. It is also attracting attention as a viable option, because it fits the goal of developing future eco-friendly technologies for sustainable development.

Restriction and policies on production, use, and disposal of plastics

In March 2022, the fifth session of the UNEA held in Nairobi adopted 14 resolutions, including one to “End plastic pollution.” To end plastic pollution, the world’s environmental ministers agreed to establish an intergovernmental negotiating committee with an international legally binding agreement by 2024 (UNEP 2022). The resolution addresses the plastic pollution problem and deems it necessary to be dealt with across national borders as well as throughout the production, design, and disposal of plastics (UNEP 2022).

Recently, the OECD reported that recent restrictions on single-use plastics and microbeads in rinse-off cosmetics might reduce some plastic use and entry into the environment. Simultaneously, they criticized that MPs released from the wear and tear of products, which account for a substantial part of the release, are not considered in current policy frameworks. The OECD recommended that prevention of MP release during the manufacturing step of plastic products has the largest reduction potential and is the most cost-effective way to mitigate MPs in the environment. Nevertheless, MPs released at different points during the life cycle of plastics should also be considered (OECD 2021).

There are currently no comprehensive regulations in the EU law applicable to MPs, and there are also no economic incentives to encourage businesses to reduce their emission of MPs. However, in February 2022, the European Commission (EC) launched a public consultation on reducing the amount of “unintentionally released MPs”

into the environment. The consultation focuses on sources that release the largest quantity of MPs, such as plastic pellets, synthetic textiles, and tires (EC 2022). In the case of “intentionally added MPs,” the European Chemical Agency (ECHA) proposed a restriction after assessing the risk reduction potential and socio-economic impacts. The restriction of MPs is comprised of three types of measures: (i) a restriction on placement on the market, (ii) a labeling requirement to minimize releases to the environment, and (iii) a reporting requirement to improve the quality of information. Particularly, MPs on their own or in mixtures, where their use will inevitably result in releases to the environment are restricted from being placed on the market, but a transitional period will be available to allow sufficient time for stakeholders to comply with the restriction (ECHA 2019).

In 2021, the EU banned the sale of single-use plastic products, such as cotton bud sticks, cutlery, and straws, which are commonly littered on the European beaches, and by 2030, all plastic packaging placed on the EU market will be reusable or easily recyclable to improve the economics and quality of plastic recycling (EC 2018). Countries such as France, Italy, Sweden, the United Kingdom, Netherlands, and Spain have introduced legislation to restrict MPs intentionally added to products during the manufacturing process (Park et al. 2019).

In the USA, Congress passed the new law, Microbead-Free Waters Act of 2015, prohibiting the manufacturing, packaging, and distribution of rinse-off cosmetics containing intentionally added plastic microbeads. Under this law, the manufacturing, introduction, and delivery of all types of rinse-off cosmetics have been restricted since 2019. This law applies to both cosmetics and non-prescription drugs, such as toothpaste (United States Congress 2015). Canada has enacted the “Microbeads in Toiletries Regulation” to ban the manufacture, import, and sale of toiletries containing plastic microbeads under 5 mm (Canada 2017).

In the Korean safety standards for cosmetics, MPs were put on the list of products that cannot be used in cosmetics, and thus, the manufacture, import, and sale of Quasi-drugs using solid plastics smaller than 5 mm were prohibited (Korea 2015).

Individual countries, including France (2016), the UK (2017), New Zealand (2017), and Korea (2018), have already adopted policies to restrict the use of single-use plastics to reduce the production of plastic wastes and to increase the recycling rate of plastics (France 2016; Korea 2018; New Zealand 2017; UK 2017). France was the first country in the world to adopt a law stating that by 2025 every new washing machine must be equipped with a filter for capturing MPs released from clothes during washing (Frédérique 2020). In addition, the global electronics manufacturer, Samsung Electronics, announced at the CES 2022 that they would develop a washing machine that can filter out MPs and prohibit them

from being released into the environment (David and Ian 2022).

So far, regulatory policies have been made mainly for MPs intentionally added during the manufacturing and distribution stages, but regulation of the disposal stage is also necessary.

To effectively implement a variety of policies aimed at reducing MPs, it is essential to evaluate and monitor the actual risk of MPs in the environment. However, since MPs vary in their characteristics, such as size, shape, color, and chemical composition, no standardized protocol for accurate sampling, extraction, purification, and qualitative and quantitative analysis of MPs has clearly been established yet (Hidalgo-Ruz et al. 2012; Silva et al. 2018).

The cheapest and easiest way to quantify MPs is via visual assessment, but the data will vary depending on the examiner, and MPs can be incorrectly identified as organic particles or vice versa, which is relatively inaccurate. Since Fourier transform infrared spectroscopy (FTIR) detects the structure and weathering degree of MPs, it has the advantage of determining the source and entry route of MPs. However, FTIR cannot detect dark or opaque MPs, and it is time-consuming as it analyzes particles one by one. The thermodynamic analysis also has the disadvantage of taking a long time to process the sample, and if a similar decomposition product is generated, wrong results may be obtained. Therefore, to obtain reliable monitoring data, it is necessary to establish an improved and unified methodology that efficiently analyzes MP types and components (Gong and Xie 2020; Lanctôt et al. 2018).

Conclusions

Since the COVID-19 pandemic, the use of plastics has increased exponentially as a way to prevent the spread of infection. MPs and NPs leached into the ecosystem are carriers of toxic substances and affect ecosystem organisms as well as humans. The fragments of MPs and NPs act as carriers of highly persistent toxic substances that should be addressed.

Physicochemical treatment and biological treatment methods are being considered as a tool to capture and remove MPs and NPs released into the aquatic ecosystem and to reduce their toxicity. In addition, bio-inspired treatment methods for collecting and removing MPs and NPs represent eco-friendly technologies that do not cause secondary pollution. These can effectively reduce the MPs and NPs that have been released into the ecosystem.

Acknowledgements This work was supported by the Korea Environment Industry and Technology Institute (KEITI), through the Ecological Imitation-based Environmental Pollution Management Technology

Development Project, funded by the Korean Ministry of Environment (MOE) (2021002800019).

Author contributions MKY: conceptualization (equal); funding acquisition (equal); Supervision (equal); writing—review and editing (equal). HL: writing—original manuscript, reviewing and editing (equal); data curation (equal). JES: writing—original manuscript, reviewing and editing (equal); data curation (equal). IHP: writing—original manuscript, reviewing and editing (equal); data curation (equal). KSC: writing—original manuscript, reviewing and editing (equal).

Data availability The data that support the findings of this study are available from the corresponding author upon reasonable request.

Declarations

Conflicts of interest The authors declare that they have no competing interest. Hyesoo Lee declares that she has no conflict of interest. Joo Eun Shim declares that she has no conflict of interest. In Hae Park declares that he has no conflict of interest. Kyung Sil Choo declares that she has no conflict of interest. Min-Kyeong Yeo declares that she has no conflict of interest.

Ethical approval This article does not contain any studies with human participants or animals performed by any of the authors.

References

- Agboola OD, Benson NU (2021) Physisorption and chemisorption mechanisms influencing micro (nano) plastics-organic chemical contaminants interactions: a review. *Front Environ Sci*. <https://doi.org/10.3389/fenvs.2021.678574>
- Akarsu C, Kumbur H, Gökdağ K, Kıdeyş AE, Sanchez-Vidal A (2020) Microplastics composition and load from three wastewater treatment plants discharging into Mersin Bay, north eastern Mediterranean Sea. *Mar Pollut Bull* 150:110776
- Anagnosti L, Varvaresou A, Pavlou P, Protopapa E, Carayanni V (2021) Worldwide actions against plastic pollution from microbeads and microplastics in cosmetics focusing on European policies. Has the issue been handled effectively? *Mar Pollut Bull* 162:111883
- Andrady AL (2011) Microplastics in the marine environment. *Mar Pollut Bull* 62:1596–1605
- Andrady AL (2017) The plastic in microplastics: a review. *Mar Pollut Bull* 119:12–22
- Bakshani CR et al (2018) Evolutionary conservation of the antimicrobial function of mucus: a first defence against infection. *NPJ Biofilms Microbiomes* 4:14
- Bar-Cohen Y (2006) Biomimetics: biologically inspired technology.
- Bardají DKR, Moretto JAS, Furlan JPR, Stehling EG (2020) A mini-review: current advances in polyethylene biodegradation. *World J Microbiol Biotechnol* 36:1–10
- Barnes DKA, Galgani F, Thompson RC, Barlaz M (2009) Accumulation and fragmentation of plastic debris in global environments. *Philos Trans R Soc b: Biol Sci* 364:1985–1998
- Behera PR, Raju SS, Jishnudev MA, Ghosh S, Saravanan R (2020) Emerging jellyfish fisheries along Central South East coast of India. *Ocean Coast Manag* 191:105183
- Betts K (2008) Why small plastic particles may pose a big problem in the oceans. *Environ Sci Technol* 42:8996

- Bhagat J, Zang L, Nishimura N, Shimada Y (2020) Zebrafish: an emerging model to study microplastic and nanoplastic toxicity. *Sci Total Environ* 728:138707
- Boero F (2013) Review of jellyfish blooms in the Mediterranean and Black Sea. *GFCM Stud Rev* 92:1
- Boyle K, Örmeci B (2020) Microplastics and nanoplastics in the freshwater and terrestrial environment: a review. *Water (basel)* 12:2633
- Browne MA, Dissanayake A, Galloway TS, Lowe DM, Thompson RC (2008) Ingested microscopic plastic translocates to the circulatory system of the mussel, *Mytilus edulis* (L.). *Environ Sci Technol* 42:5026–5031
- Cai H et al (2021) Analysis of environmental nanoplastics: Progress and challenges. *Chem Eng J* 410:128208
- Canada (2017) SOR/2017-11—Microbeads in toiletries regulation. The Minister of Justice.
- Carr SA, Liu J, Tesoro AG (2016) Transport and fate of microplastic particles in wastewater treatment plants. *Water Res* 91:174–182
- Cauwenberghe L, Janssen CR (2014) Microplastics in bivalves cultured for human consumption. *Environ Pollut* 193:65–70
- Chen J, Nie XA, Jiang JC, Zhou YH (2018) Thermal degradation and plasticizing mechanism of poly(vinyl chloride) plasticized with a novel cardanol derived plasticizer. *IOP Conf Ser Mater Sci Eng* 292:12008
- Cole M, Lindeque P, Halsband C, Galloway TS (2011) Microplastics as contaminants in the marine environment: a review. *Mar Pollut Bull* 62:2588–2597
- Costa JP (2021) The 2019 global pandemic and plastic pollution prevention measures: playing catch-up. *Sci Total Environ* 774:145806
- Costa JP, Mouneyrac C, Costa M, Duarte AC, Rocha-Santos T (2020) The role of legislation, regulatory initiatives and guidelines on the control of plastic pollution. *Front Environ Sci* 8:104
- David L, Ian S (2022) Samsung's eco-friendly CES 2022 pledge: TVs, appliances will pack recycled materials by 2025. <https://www.cnet.com/science/samsungs-eco-friendly-ces-2022-pledge-tvs-appliances-will-pack-recycled-materials-by-2025/> Accessed 28 May 2022.
- Droz dov AD (2007) The effect of thermal oxidative degradation of polymers on their viscoelastic response. *Int J Eng Sci* 45:882–904
- Duis K, Coors A (2016) Microplastics in the aquatic and terrestrial environment: sources (with a specific focus on personal care products), fate and effects. *Environ Sci Eur*. <https://doi.org/10.1186/s12302-015-0069-y>
- EC (2018) Plastics strategy: The EU's plastics strategy aims to transform the way plastic products are designed, produced, used and recycled in the EU. https://ec.europa.eu/environment/strategy/plastics-strategy_en. Accessed 30 May 2022.
- EC (2022) Microplastics: the EU aims to address the growing volume of microplastics in the environment. https://ec.europa.eu/environment/topics/plastics/microplastics_en. Accessed 28 May 2022.
- ECHA (2019) ANNEX XV Restriction report: microplastics. helsinki.
- EFSA Panel on Contaminants in the Food Chain (CONTAM) (2016) Presence of microplastics and nanoplastics in food, with particular focus on seafood. *EFSA J*. <https://doi.org/10.2903/j.efsa.2016.4501>
- Enders K, Lenz R, Stedmon CA, Nielsen TG (2015) Abundance, size and polymer composition of marine microplastics $\geq 10 \mu\text{m}$ in the Atlantic Ocean and their modelled vertical distribution. *Mar Pollut Bull* 100:70–81
- Endo S, Yuyama M, Takada H (2013) Desorption kinetics of hydrophobic organic contaminants from marine plastic pellets. *Mar Pollut Bull* 74:125–131
- Eom H-J, Nam S-E, Rhee J-S (2020) Polystyrene microplastics induce mortality through acute cell stress and inhibition of cholinergic activity in a brine shrimp. *Mol Cell Toxicol* 16:233–243
- Eriksen M et al (2014) Plastic pollution in the world's oceans: more than 5 trillion plastic pieces weighing over 250,000 tons afloat at sea. *PLoS ONE* 9:e111913
- Erni-Cassola G, Zadjelovic V, Gibson MI, Christie-Oleza JA (2019) Distribution of plastic polymer types in the marine environment: a meta-analysis. *J Hazard Mater* 369:691–698
- France (2016) Energy transition for green growth act: in action. France's Ministry of Environment Energy and the Sea
- Frédérique R (2020) Plastic microfibre filters for new washing machines by 2025. https://www.europarl.europa.eu/doceo/document/E-9-2020-001371_EN.html. Accessed 28 May 2022.
- Gallitelli L, Cera A, Cesarini G, Pietrelli L, Scalici M (2021) Preliminary indoor evidences of microplastic effects on freshwater benthic macroinvertebrates. *Sci Rep* 11:720
- GESAMP (2019) Guidelines for the monitoring and assessment of plastic litter in the ocean. <https://doi.org/10.25607/OBP-435>. Accessed 16 Sept 2022
- Geum SW, Yeo M-K (2022) Reduction in toxicity of polystyrene nanoplastics combined with phenanthrene through binding of jellyfish mucin with nanoplastics. *Nanomaterials* 12:1427
- Gong J, Xie P (2020) Research progress in sources, analytical methods, eco-environmental effects, and control measures of microplastics. *Chemosphere* 254:126790
- Graham ER, Thompson JT (2009) Deposit- and suspension-feeding sea cucumbers (Echinodermata) ingest plastic fragments. *J Exp Mar Biol Ecol* 368:22–29
- Grbic J et al (2019) Magnetic extraction of microplastics from environmental samples. *Environ Sci Technol Lett* 6:68–72
- Guan QF, Yang HB, Han ZM, Ling ZC, Yu SH (2020) An all-natural bioinspired structural material for plastic replacement. *Nat Commun* 11:5401
- Ha J, Yeo M-K (2018) The environmental effects of microplastics on aquatic ecosystems. *Mol Cell Toxicol* 14:353–359
- Ha J, Kim E, Lee BG, Yeo M-K (2020) Capture and toxicity assessment of Ag citrate nanoparticles using jellyfish extract. *Mol Cell Toxicol* 16:431–439
- Hahladakis JN, Velis CA, Weber R, Iacovidou E, Purnell P (2018) An overview of chemical additives present in plastics: migration, release, fate and environmental impact during their use, disposal and recycling. *J Hazard Mater* 344:179–199
- Hermabessiere L et al (2017) Occurrence and effects of plastic additives on marine environments and organisms: a review. *Chemosphere* 182:781–793
- Hidalgo-Ruz V, Gutow L, Thompson RC, Thiel M (2012) Microplastics in the marine environment: a review of the methods used for identification and quantification. *Environ Sci Technol* 46:3060–3075
- Hopewell J, Dvorak R, Kosior E (2009) Plastics recycling: challenges and opportunities. *Philos Trans R Soc B Biol Sci* 364:2115–2126
- Hwang J, Choi D, Han S, Jung SY, Choi J, Hong J (2020) Potential toxicity of polystyrene microplastic particles. *Sci Rep* 10:7391
- IMF (2020) World economic outlook, october 2020: a long and difficult ascent. International Monetary Fund, Washington, DC
- Imhof HK et al (2017) Spatial and temporal variation of macro-, meso- and microplastic abundance on a remote coral island of the Maldives, Indian Ocean. *Mar Pollut Bull* 116:340–347
- Ji LN (2013) Study on preparation process and properties of polyethylene terephthalate (PET) In: Applied research and engineering solutions in industry, applied mechanics and materials, pp 406–410. Trans Tech Publications Ltd.
- Jordan JL et al (2016) Mechanical properties of low density polyethylene. *J Dyn Behav Mater* 2:411–420

- Kamo T, Kodera Y, Sato Y, Kushiya S (2004) Effects of pressure on the degradation of poly(vinyl chloride). *Polym Degrad Stab* 84:79–85
- Kik K, Bukowska B, Sicińska P (2020) Polystyrene nanoparticles: Sources, occurrence in the environment, distribution in tissues, accumulation and toxicity to various organisms. *Environ Pollut* 262:114297
- Kim J, Rhee J-S (2021) Biochemical and physiological responses of the water flea *Moina macrocopa* to microplastics: a multigenerational study. *Mol Cell Toxicol* 17:523–532
- Kim DH, Seo JN, Yoon WD, Suh YS (2012) Estimating the economic damage caused by jellyfish to fisheries in Korea. *Fish Sci* 78:1147–1152
- Kim WY, Park KS, Oh CS (2014) Survey on electrocoagulation to purify contaminated water. *J Energy Eng* 23:17–20
- Kim E, Yeo M-K, Lee BG, Geum SW (2022) Binding of silver nano-waste using jellyfish immune reaction extract and an assessment of aquatic toxicity. *Mol Cell Toxicol* 18:339–348
- Klaine SJ et al (2012) Paradigms to assess the environmental impact of manufactured nanomaterials. *Environ Toxicol Chem* 31:3–14
- Klemeš JJ, van Fan Y, Tan RR, Jiang P (2020) Minimising the present and future plastic waste, energy and environmental footprints related to COVID-19. *Renew Sustain Energy Rev* 127:109883
- Koelmans AA, Besseling E, Shim WJ (2015) Nanoplastics in the aquatic environment. Critical review. In: Bergmann M, Gutow L, Klages M (eds) *Mar Anthropog Litter*, Cham, Springer International Publishing, pp 325–340
- Korea (2015) Regulations on the Safety Standards, etc. of Cosmetics. Ministry of Food and Drug Safety.
- Korea (2018) Comprehensive plan for recycling waste management, joint with relevant Korean Ministries. <http://www.me.go.kr/home/web/board/read.do?boardMasterId=1&boardId=862300&menuId=286>. Accessed 28 May 2022.
- Lancôt CM et al (2018) Application of nuclear techniques to environmental plastics research. *J Environ Radioact* 192:368–375
- Lee H, Shim WJ, Kwon JH (2014) Sorption capacity of plastic debris for hydrophobic organic chemicals. *Sci Total Environ* 470–471:1545–1552
- Lee WS et al (2019) Bioaccumulation of polystyrene nanoplastics and their effect on the toxicity of Au ions in zebrafish embryos. *Nanoscale* 11:3173–3185
- Lee JA, Yeo M-K, Kim SS (2020) Hydra protein reduces the toxicity of Ag–PVP nanoparticles in a 3D A549 cell line. *Mol Cell Toxicol* 16:73–81
- Li L, Guan C, Zhang A, Chen D, Qing Z (2004) Thermal stabilities and the thermal degradation kinetics of polyimides. *Polym Degrad Stab* 84:369–373
- Lin J, Yan D, Fu J, Chen Y, Ou H (2020) Ultraviolet-C and vacuum ultraviolet inducing surface degradation of microplastics. *Water Res* 186:116360
- Lu Y et al (2016) Uptake and accumulation of polystyrene microplastics in zebrafish (*Danio rerio*) and toxic effects in liver. *Environ Sci Technol* 50:4054–4060
- Martínez JG, Benavides R, Guerrero C, Reyes BE (2004) UV sensitisation of polyethylenes for grafting of maleic anhydride. *Polym Degrad Stab* 86:129–134
- McKeen LW (2014) Plastics used in medical devices. *Handbook of polymer applications in medicine and medical devices*, pp 21–53.
- Mendoza LMR, Karapanagioti H, Álvarez NR (2018) Micro(nanoplastics) in the marine environment: current knowledge and gaps. *Curr Opin Environ Sci Health* 1:47–51
- Mitrano DM, Wick P, Nowack B (2021) Placing nanoplastics in the context of global plastic pollution. *Nat Nanotechnol* 16(5):491–500
- Murray F, Cowie PR (2011) Plastic contamination in the decapod crustacean *Nephrops norvegicus* (Linnaeus, 1758). *Mar Pollut Bull* 62:1207–1217
- OECD (2021) Policies to reduce microplastics pollution in water. OECD. https://www.oecd-ilibrary.org/environment/policies-to-reduce-microplastics-pollution-in-water_7ec7e5ef-en. Accessed 27 Jun 2022
- OECD (2022) Global plastics outlook. OECD. https://www.oecd-ilibrary.org/environment/global-plastics-outlook_de747aef-en. Accessed 27 Jun 2022
- Oliveira J (2020) Marine environmental plastic pollution: mitigation by microorganism degradation and recycling valorization. *Front Mar Sci* 7:1007
- Park J, Gan S, Park H, Han S (2019) KEI focus 44. KEI focus 7. https://www.kei.re.kr/board.es?mid=a10102020000&bid=0028&act=view&list_no=22734. Accessed 16 Sept 2022
- Patwa A et al (2015) Accumulation of nanoparticles in “jellyfish” mucus: a bio-inspired route to decontamination of nano-waste. *Sci Rep* 5:11387
- Perren W, Wojtasik A, Cai Q (2018) Removal of microbeads from wastewater using electrocoagulation. *ACS Omega* 3:3357–3364
- Pivokonsky M et al (2018) Occurrence of microplastics in raw and treated drinking water. *Sci Total Environ* 643:1644–1651
- Plastics Europe, EPRO (2021) Plastics—the Facts 2021: An analysis of European plastics production, demand and waste data. <https://plasticseurope.org/knowledge-hub/plastics-the-facts-2021/>. Accessed 16 Sept 2022
- Przemieniecki SW, Kosewska A, Ciesielski S, Kosewska O (2020) Changes in the gut microbiome and enzymatic profile of *Tenebrio molitor* larvae biodegrading cellulose, polyethylene and polystyrene waste. *Environ Pollut* 256:113265
- Purcell JE, Baxter EJ, Fuentes VL (2013) 13—Jellyfish as products and problems of aquaculture. In: Allan G, Burnell G (eds) *Advances in aquaculture hatchery technology*. Woodhead Publishing, pp 404–430
- Ramasamy BSS, Palanisamy S (2021) A review on occurrence, characteristics, toxicology and treatment of nanoplastic waste in the environment. *Environ Sci Pollut Res* 28:43258–43273
- Rios LM, Moore C, Jones PR (2007) Persistent organic pollutants carried by synthetic polymers in the ocean environment. *Mar Pollut Bull* 54:1230–1237
- Rios LM, Jones PR, Moore C, Narayan UV (2010) Quantitation of persistent organic pollutants adsorbed on plastic debris from the Northern Pacific Gyre’s “eastern garbage patch.” *J Environ Monit* 12:2226–2236
- Rossi G, Barnoud J, Monticelli L (2014) Polystyrene nanoparticles perturb lipid membranes. *J Phys Chem Lett* 5:241–246
- Salvati A et al (2011) Experimental and theoretical comparison of intracellular import of polymeric nanoparticles and small molecules: toward models of uptake kinetics. *Nanomed Nanotechnol Biol Med* 7:818–826
- Sánchez C (2020) Fungal potential for the degradation of petroleum-based polymers: an overview of macro- and microplastics biodegradation. *Biotechnol Adv* 40:107501
- Shen M et al (2019) Recent advances in toxicological research of nanoplastics in the environment: a review. *Environ Pollut* 252:511–521
- Sheng C, Zhang S, Zhang Y (2021) The influence of different polymer types of microplastics on adsorption, accumulation, and toxicity of triclosan in zebrafish. *J Hazard Mater* 402:123733
- Shubra QT, Alam A, Quaiyum M (2013) Mechanical properties of polypropylene composites. *J Thermoplast Compos Mater* 26:362–391
- Silva AB et al (2018) Microplastics in the environment: challenges in analytical chemistry—a review. *Anal Chim Acta* 1017:1–19

- Smith M, Love DC, Rochman CM, Neff RA (2018) Microplastics in seafood and the implications for human health. *Curr Environ Health Rep* 5:375–386
- Statista (2021a) Plastic industry worldwide. <https://www.statista.com/study/51465/global-plastics-industry/>. Accessed 27 June 2022
- Statista (2021b) Plastics industry in the U.S. <https://www.statista.com/study/54067/us-plastics-industry/>. Accessed 27 June 2022
- Stubbins A, Law KL, Muñoz SE, Bianchi TS, Zhu L (2021) Plastics in the earth system. *Science* 373:51–55
- Talvitie J, Mikola A, Koistinen A, Setälä O (2017) Solutions to microplastic pollution—removal of microplastics from wastewater effluent with advanced wastewater treatment technologies. *Water Res* 123:401–407
- Teuten EL, Rowland SJ, Galloway TS, Thompson RC (2007) Potential for plastics to transport hydrophobic contaminants. *Environ Sci Technol* 41:7759–7764
- Thompson RC (2015) Microplastics in the marine environment: sources, consequences and solutions. In: Bergmann M, Gutow L, Klages M (eds) *Marine Anthropog Litter*, Cham, Springer International Publishing, pp 185–200
- Tinta T, Klun K, Herndl GJ (2021) The importance of jellyfish–microbe interactions for biogeochemical cycles in the ocean. *Limnol Oceanogr* 66:2011–2032
- Tokiwa Y, Calabia BP, Ugwu CU, Aiba S (2009) Biodegradability of plastics. *Int J Mol Sci* 10:3722–3742
- U.K. (2017) The Environmental protection (Microbeads) (England) regulations 2017. UK Statutory Instruments.
- UNEP (2022) United Nations environment programme fifth session—end plastic pollution: towards an international legally binding instrument. UNEP, EA5, L23, Rev1. <https://wedocs.unep.org/20.500.11822/38525>. Accessed 30 May 2022.
- United States Congress (2015) H.R. 1321—114th Congress (2015–2016): Microbead-Free Waters Act of 2015. <https://www.congress.gov/bill/114th-congress/house-bill/1321>. Accessed 30 May 2022.
- Velzeboer I, Kwadijk CJAF, Koelmans AA (2014) Strong sorption of PCBs to nanoplastics, microplastics, carbon nanotubes, and fullerenes. *Environ Sci Technol* 48:4869–4876
- Wan Z, Wang C, Zhou J, Shen M, Wang X, Fu Z, Jin Y (2019) Effects of polystyrene microplastics on the composition of the microbiome and metabolism in larval zebrafish. *Chemosphere* 217:646–658
- Wang C, Zhao J, Xing B (2021) Environmental source, fate, and toxicity of microplastics. *J Hazard Mater* 407:124357
- Willam JK, James HH, Jeffrey AM (2003) Polypropylene: structure, properties, manufacturing processes, and applications. In: Karian HG (ed) *Handbook of polypropylene and polypropylene composites*. CRC Press, Boca Raton, pp 10–27
- Yoon J, Yoon Y, Yun SL, Lee W (2021) The current state of management and disposal of wastes related to COVID-19: a review. *J Korean Soc Environ Engineers* 43:739–746
- You K et al (2007) Research on the jellyfish (*Rhopilema esculentum* Kishinouye) and associated aquaculture techniques in China: current status. *Aquacult Int* 15:479–488
- Yuan H, Zhou P, Zhou D (2011) What is low-carbon development? A conceptual analysis. *Energy Proc* 5:1706–1712
- Zarfl C, Matthies M (2010) Are marine plastic particles transport vectors for organic pollutants to the Arctic? *Mar Pollut Bull* 60:1810–1814
- New Zealand (2017) Waste minimisation (Microbeads) regulations 2017.
- Zhang F, Wang Z, Wang S, Fang H, Wang D (2019) Aquatic behavior and toxicity of polystyrene nanoplastic particles with different functional groups: complex roles of pH, dissolved organic carbon and divalent cations. *Chemosphere* 228:195–203
- Zhang X et al (2022) Biomimetic gill-inspired membranes with direct-through micropores for water remediation by efficiently removing microplastic particles. *Chem Eng J* 434:134758

Publisher's Note Springer Nature remains neutral with regard to jurisdictional claims in published maps and institutional affiliations.

Springer Nature or its licensor holds exclusive rights to this article under a publishing agreement with the author(s) or other rightsholder(s); author self-archiving of the accepted manuscript version of this article is solely governed by the terms of such publishing agreement and applicable law.