



Effect of petroleum-derived substances on life history traits of bird cherry-oat aphid (*Rhopalosiphum padi* L.) and on the growth and chemical composition of winter wheat

Milena Rusin¹ · Janina Gospodarek¹ · Aleksandra Nadgórska-Socha² · Gabriela Barczyk² · Elżbieta Boligłowa¹ · Marzena Dabioch³

Received: 21 November 2017 / Accepted: 5 July 2018 / Published online: 16 July 2018
© The Author(s) 2018

Abstract

The aim of the study was to determine the effects of various petroleum-derived substances (PDSs), namely petrol, diesel fuel, and spent engine oil, on life history traits of the bird cherry-oat aphid *Rhopalosiphum padi* L., and on the growth and chemical composition of its host plant—winter wheat *Triticum aestivum* L. Each substance was tested separately, using two concentrations (9 and 18 g kg⁻¹). Plants were cultivated in both control and contaminated soils. In early October 2013, soil was contaminated and after 1 week, winter wheat seeds, ‘Batuta’ cultivar, were sown. In early June 2014, observations of the effect of petroleum-derived substances on traits of three successive generations of aphids were conducted. Aphids were inoculated separately on leaves using cylindrical cages hermetically closed on both sides. Contamination of aphid occurred through its host plant. Results showed that all of the applied petroleum-derived substances have a generally adverse effect on the developmental parameters in aphids, resulting in the decrease of its fecundity, shortening its average life span, and most often lowering of the population intrinsic growth rate. PDSs caused the limitation of growth in wheat plants; whereas, changes in nutrient contents and heavy metals depended on the part of the plant analysed, the substance applied, and on its dose. The negative relationships between the contents of both some macro-elements (Ca, K, P) and heavy metals (Mn, Cd, Cu, and Zn) and the developmental parameters of particular generations of *R. padi* were observed. The high susceptibility of *R. padi* to the presence of PDSs in the substrate for the host plant should be emphasised—the clear-cut changes in the life span and fecundity, with relatively small changes in the chemical composition of the plant, constitute an evident indication that the developmental parameters of aphids have the potential for the use as bio-indicator to evaluate the state of the environment contaminated by PDSs.

Keywords Petroleum-derived substances *Rhopalosiphum padi* L. · Winter wheat · Heavy metals · Macronutrients · Micronutrients

Introduction

The soil contamination with petroleum-derived substances (PDSs), chiefly associated with the development of petroleum

industry, is one of the most important issues in the natural environment (Jørgensen et al. 2000; Ziółkowska and Wyszowski 2010). PDSs have adverse effects on all the components of the environment, and many of these have carcinogenic and mutagenic effects (Iturbe et al. 2007; Jain et al. 2011). PDSs modify the physical, chemical, and biological properties of soils and, by so doing, can negatively affect the growth and development of cultivated plants (Shirdam et al. 2008; Gbadebo and Adenuga 2012). Penetrating into plants, they move in the intercellular spaces as well as in the vascular system. The particles of carbohydrates cause damage in cell walls, which leads to the leakage of the content of plant tissues, plasmolysis, the deformation of cells, disturbances in the function of conductive tissue, and the dehydration of tissues. In conditions of soil contamination with PDSs, the growth of plant roots is inhibited as well as that of root hairs (Omosun et

Responsible editor: Philippe Garrigues

✉ Milena Rusin
milena_rusin@wp.pl

¹ Department of Agricultural Environment Protection, University of Agriculture, al. A. Mickiewicza 21, 31-120 Krakow, Poland

² Department of Ecology, University of Silesia, Bankowa 9, 40-007 Katowice, Poland

³ Department of Analytical Chemistry, University of Silesia, Szkolna 7, 40-006 Katowice, Poland

al. 2008). In cereals, the deposition of PDSs is observed around cell walls and parenchyma impeding water transport. The aboveground parts of plants growing in the conditions of soil contamination with petroleum are characterised by tiny leaves with small assimilation surfaces, visible symptoms of chloroses and necroses, and by thin, short, and poorly branched stems (Wyszkowski and Wyszkowska 2005).

The effects of PDSs on the growth and development of plants and other living things exposed directly to the contact with pollutants are relatively well known, but there is little information available on the topic of indirect effects of these compounds from polluted soil through plants to herbivores. Moreover, the studies to date point to the high usefulness of such traits as fecundity, life span, and other developmental parameters in invertebrates as sensitive indicators of the condition of the environment (Cortet et al. 1999; Gospodarek 2005; Gospodarek and Nadgórska-Socha 2016). Aphids are very dangerous and some of the most common pests of cereals. Both adult individuals and larvae puncture leaves, shoots, flowers, and other vegetative and generative organs, subsequently sucking the juices, which leads to the yellowing, withering, and death of plants. Furthermore, these pests are vector of many dangerous viral diseases (Hansen et al. 2008; Sadeghi et al. 2009). In recent years, as a result of many simplified cultivation practices, as well as with the favourable climatic conditions, an increased significance of the bird cherry-oat aphid (*Rhopalosiphum padi* L.) in farmland cultivars is noted. It pertains to the changes in the development of this pest and with the emergence of new anholocyclic forms which transfer the barley yellow dwarf virus (BYDV) (Hu et al. 2007; Strażyński and Ruskowska 2015).

The aim of the study was to establish the effect of different concentrations of petroleum-derived substances, such as petrol, diesel fuel, and spent engine oil on the life history traits of three generations of aphids *Rhopalosiphum padi* L. feeding on winter wheat. Furthermore, the effect of above-mentioned substances on the growth of the host plant, content of selected nutrients and heavy metals in its organs was investigated. The research sought to determine whether soil contamination may affect organisms indirectly exposed to pollution and on the further links of the food chain. It was also attempted to determine the aphids' usefulness as bio-indicator of oil pollution in the environment.

Materials and methods

Experimental setup

The experiment was performed in 2014 in pots that could hold 3.8 kg of soil dry mass. In early October 2013, soil (loamy-sand, pH in KCl = 6.12, pH in H₂O = 6.98, water-holding capacity = 29.5%, total organic C = 0.97%, N content = 0.09%, available K content = 13.00 mg K₂O 100 g⁻¹, available P

content = 11.85 mg P₂O₅ 100 g⁻¹, Pb content = 25.5 mg kg⁻¹, Cd content = 0.99 mg kg⁻¹, Ni content = 2.19 mg kg⁻¹, Zn content = 51.7 mg kg⁻¹, Cu content = 5.02 mg kg⁻¹, cation exchange capacity: Ca = 3.71 cmol kg⁻¹, Mg = 0.37 cmol kg⁻¹, K = 0.33 cmol kg⁻¹, Na = 0.01 cmol kg⁻¹) was collected from uncultivated areas from levels 0–20 cm, finely ground, and subsequently spread to form a thin layer on a foil mat. Prior to contamination with PDSs, basal fertilisation was applied by treating the soil with 0.27 g N (in form of NH₄NO₃), 0.14 g P (in the form of KH₂PO₄), and 0.21 g K (in the form of KCl) per pot. After thoroughly mixing the soil, it was contaminated with engine oil, diesel fuel, and petrol at two doses: dose I—9 g of PDS per kg of soil dry mass, dose II—18 g of PDS per kg of soil dry mass. Petrol and diesel fuel came from BP petrol station whereas engine oil from Orlen petrol station. Petrol (BP Unleaded 95) is a complex mixture of volatile hydrocarbons containing paraffins, naphthenes, olefins, and aromatic hydrocarbons which contain between C₄ and C₁₂ atoms in the molecule (detailed description of the ingredients in Material Safety Data Sheet: http://www.bp.com/content/dam/bp-plus/pl_pl/downloads/PDF/SDS%20benzyna%2095.pdf). Diesel fuel (BP Diesel Fuel) is a mixture of hydrocarbons middle distillates, made between C₁₀ and C₂₈ atoms and may also contain fatty acid methyl ester (FAME) (detailed description in Material Safety Data Sheet: http://www.bp.com/content/dam/bp-plus/pl_pl/downloads/PDF/SDS%20Dieselpdf.pdf). Engine oil (PLATINUM Classic Semisynthetic 10 W-40) is a mixture of mineral and synthetic base oils, enriching additives (detailed description in Material Safety Data Sheet: http://www.ornleoil.pl/_layouts/OrlenOilDownload/Download.aspx?downloadUrl=/PL/NaszaOferta/KartyCharakterystyki/KartyCharakterystyki/1117.pdf?), and it was used for 1 year (in a petrol engine) prior to application in this experiment.

In order to evenly distribute the contaminants, the predetermined amount of each PDS was poured onto a thinly spread layer of soil on a foil mat using a laboratory pipette. The soil was then thoroughly mixed several times and placed in pots. The area of pot was 706.5 cm² (30 cm in diameter). The non-contaminated soil was placed in identical pots and constituted the control treatment. After 1 week, winter wheat (*Triticum aestivum* L.) seeds, 'Batuta' cultivar, were sown in each pot at an amount of 15 seeds per pot. After sprouting, the plants were thinned out and ten plants were left in each pot to avoid the competition between germinated seedlings. The pot experiment was performed in quadruplicate.

Rhopalosiphum padi L. traits and population dynamics

Aphids were inoculated on plants in early June using cylindrical cages (12 cm diameter × 20 cm height) made of closely woven airy fabric placed on winter wheat leaves. The cages were attached to the leaves and hermetically closed on both

sides in order to avoid the escape of aphids. The investigations were conducted on *R. padi* individuals from the own culture of the Agricultural Environment Protection Department maintained on the same host plant, i.e. winter wheat, Batuta c.v. Three wingless aphid females were placed in each cage and removed completely once they gave birth to the first larvae. One larva was left in each cage. After it reached sexual maturity, its fecundity was determined every day, while newborn larvae were removed each time except the first one, which was transferred immediately to new cage in order to determine the demographic indicators of subsequent generation. One cage was placed on each test plant to investigate the life history of the first generation (40 cages in total for treatment) to ensure the right final number of females to study the aphid life history of *R. padi*. This procedure was applied because some females initially placed on the host plant (using a brush) died before giving birth to the larvae. Cages used to monitor the second and third generation were placed on the subsequent leaves of winter wheat plants, adopting the rule that it should always be on leaves from the same foliage level of the plant in each treatment and generation analysed. Aphid life span and fecundity were assessed for 25 females of each generation and treatment. The population intrinsic growth rate was calculated using the formula developed by Wyatt and White (1977):

$$r_m = (0.783 \cdot \ln M_d) / d \quad (1)$$

where

- r_m is the population intrinsic growth rate,
- d is the duration of pre-reproductive period (from birth to producing the first offspring),
- M_d is the mean number of larvae born in the period from d to $2d$ days from birth.

The constant value of 0.738 is an approximation of the proportion of the total fecundity produced by a female in the period from d to $2d$ days from birth.

Growth of winter wheat plants

After the experiment was finished, plants were harvested from the pots, and their morphology was evaluated in laboratory conditions (height of plant, length and mass of ear, length and mass of stem, number and mass of grains per ear).

Chemical composition of plants

In order to determine the nutrients (phosphorus, potassium, calcium, magnesium, iron) and heavy metal (copper, manganese, nickel, lead, zinc, cadmium) concentrations in plant parts, plant material was cleaned of any patches of deposited aphid honeydew and other surface contaminants, washed in

tap, next in distilled water. It was then dried at 105 °C for 48 h. A portion of 0.25 g dried plant material was digested with 5 mL of HNO₃ at 110 °C and then diluted to 25 mL with deionised water. Next, the metal content was measured using flame absorption spectrometry (Unicam 939 Solar) (Azcue and Mudroch 1994; Nadgórska-Socha et al. 2013). The quality of the analytical procedure was checked using a reference material (Certified Reference Material CTA-OTL-1 Oriental Tobacco Leaves) with the same quantities of samples. Nitrogen and sulphur contents were determined in a Variomax CNS analyser. The analyses were performed separately for roots, and for shoots and leaves (defined jointly as aboveground parts), and for grain. The following indicators were calculated: K/(Ca + Mg), Ca/Mg, N/S, representing ratios between selected nutrients in plants.

Statistical analysis

The obtained results were analysed and checked for normality (Shapiro–Wilk test with Lilliefors correction) and equality of variance (Levene's test) and when necessary, the data were log transformed. The significance of differences between the means were tested by one-factor variance analysis (STATISTICA 10.0 software), and the means were differentiated by Fisher's LSD test at $p < 0.05$.

Multiple regression equations were derived to determine which of accumulated heavy metal and nutrient contents influenced aphid traits. The method of stepwise forward regression was applied. The equations concerned the relationships between life span, fecundity, as well as intrinsic growth rate and the estimated and accumulated nutrients (calcium, potassium, iron, magnesium) and heavy metals: copper, manganese, nickel, lead, zinc, cadmium. Regression equations were derived for three generations of aphids.

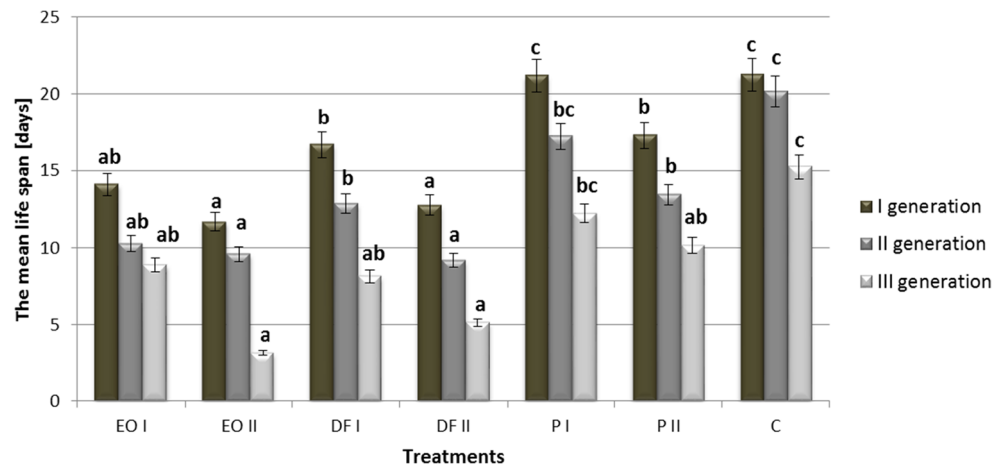
CANOCO 4.5 was used to carry out Principal Component Analysis (PCA) and Redundancy Analysis (RDA) (Ter Braak and Šmilauer 2002). Principal Component Analysis assessed the relationships between plant composition and PDS contamination. Redundancy Analysis assessed the relationships between plant composition, PDS contamination, and aphid traits.

Results

Life cycle traits of *Rhopalosiphum padi* L.

Compared with the control plants, both engine oil and diesel fuel in two doses applied resulted in a significant shortening of life span in three studied generations of *R. padi* feeding on the plants growing on contaminated soil (Fig. 1). Similar regularities were also noted in the case of an object polluted with petrol, albeit only after the higher dose of this substance

Fig. 1 The effect of petroleum-derived substances on mean life span of *Rhopalosiphum padi* L. (days). C control soil, P soil contaminated with petrol, EO soil contaminated with engine oil, DF soil contaminated with diesel fuel, I, II doses of pollutants. Values marked by different letters for each generation are statistically different ($p < 0.05$)



(18 g kg⁻¹) had been applied. In line with the increase in the content of particular xenobiotics in soil, the negative effects of the analysed parameter also intensified, and the statistically significant differences between objects with particular doses of PDSs were noted in the first- and second- generations after applying diesel fuel, and in the first generation after applying petrol. In all analysed objects (including the control), the life spans of aphids decreased with time and with the emerging generation of the pest.

Applying PDSs resulted in a significant reduction in fecundity in all generations of *R. padi* females in both doses used (except for the lower dose of petrol in the first generation of the pest) (Fig. 2). The most detrimental effects on the analysed parameter were exerted by engine oil and diesel fuel in the dose of 18 g kg⁻¹, which caused the reduction in the fecundity of the first- and second-generation females by more than 90% and completely inhibited the process of giving birth to larvae in the case of third generation. Similarly as in the previously analysed case, the fecundity of aphids decreased in the subsequent generations.

The duration of pre-reproductive period (d) *R. padi* fell in the range from 9.5 to 11.1 days for the first generation, from

9.0 to 10.2 days for the second generation, and from 8.9 to 9.8 days for the third generation (Table 1). Higher doses of PDSs (18 g kg⁻¹) resulted in a significant lengthening of the pre-production period in first-generation females; however, no such relationships were noted in the remaining generation of the pest. Both doses of diesel fuel used, as well as a dose of engine oil amounting to 18 g kg⁻¹, completely inhibited the process of giving birth to larvae in the third-generation females.

The average number of larvae born by females in the period of reproduction equal to d (M_d) in all generations was the highest in the control object (Table 1). Engine oil and diesel fuel in both doses applied, as well as the higher dose of petrol, resulted in a significant decrease in the value of M_d indicator in all generations of *R. padi*. In the third generation of *R. padi*, the value of M_d was also significantly lower after the application of a lower dose of petrol.

The population intrinsic growth rate (r_m) reached its highest values in the first generation of *R. padi* and it decreased in subsequent generations, and in the case of objects contaminated with diesel fuel in both doses, and with engine oil in 18 g kg⁻¹ dose, assumed zero value for the

Fig. 2 The effect of petroleum-derived substances on mean fecundity of *Rhopalosiphum padi* L. (No. of larvae per one female). Symbols as in Fig. 1. Values marked by different letters for each generation are statistically different ($p < 0.05$)

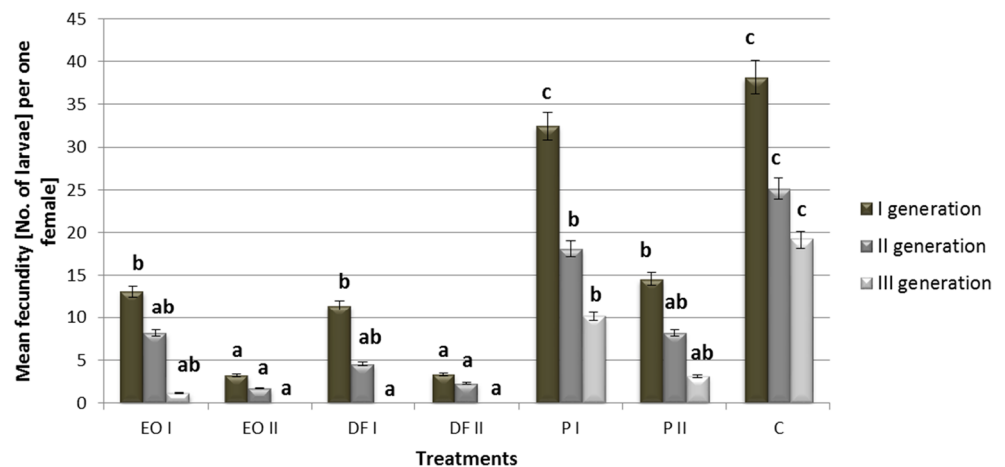


Table 1 The effect of petroleum-derived substances on some biological parameters (d duration of pre-reproductive period, M_d mean number of larvae born in time = d) of *Rhopalosiphum padi* L.

Details	d			M_d		
	First	Second	Third	First	Second	Third
EO I	10.2 ^{ab*}	9.6 ^{ab}	8.9 ^a	13.1 ^b	8.1 ^{ab}	1.8 ^a
EO II	10.7 ^c	9.4 ^a	—	3.2 ^a	1.7 ^a	0 ^a
DF I	9.8 ^a	10.2 ^b	—	11.5 ^b	4.5 ^a	0 ^a
DF II	11.1 ^c	9.0 ^a	—	3.3 ^a	2.3 ^a	0 ^a
P I	10.0 ^a	9.5 ^{ab}	9.6 ^a	26.8 ^c	18.2 ^c	10.1 ^b
P II	10.3 ^b	10.1 ^b	9.8 ^a	14.6 ^b	8.2 ^b	3.1 ^a
C	9.5 ^a	9.8 ^{ab}	9.8 ^a	33.1 ^c	22.8 ^c	19.2 ^c

*Means in columns marked with the same letters do not differ significantly according to LSD test at $p < 0.05$. Symbols as in Fig. 1

third generation of pest (Fig. 3). Compared with the control object, diesel fuel in both doses applied caused a significant decrease in the population intrinsic growth rate in all generation of the aphid. In the case of engine oil, a similar relationship was noted, except for the second generation and the lower dose of this xenobiotic. In turn, petrol had generally no significant effects upon the analysed parameter (except for the third generation and the higher dose of this substance).

Growth of winter wheat plants

Irrespective of the dose, the contamination of soil with diesel fuel affected the growth of winter wheat plants, resulting in the significant decrease in plant height, ear length, as well as the length and mass of stem, and the number and mass of grains in the ear (Table 2). Similar regularities were also observed in the object contaminated with the higher dose of engine oil. The plants growing on soil contaminated with petrol in 18 g kg⁻¹ dose had significantly shorter stems than that in control plants,

as well as a lower number and mass of grains in the ear. The lower dose of petrol decreased only the number of grains per ear. With the increased dose of the xenobiotic applied, its negative effect on the analysed morphological parameters of plants had most often increased as well.

Content of selected macrocomponents and heavy metals in plants

The effects of PDSs upon the content of nutrients in plants was variable and dependent on the kind of analysed nutrient, dose, and the kind of the substances applied, as well as on the part of plant (Table 3). All substances applied in the experiment generally led to a significant increase in nitrogen content in the roots and grain of winter wheat; whereas, the application of petrol also resulted in increases in the contents of this macrocomponent in the aboveground parts of plants (i.e. in shoots and leaves). Engine oil brought about the significant increases in the contents of P and Ca in the aboveground parts of winter wheat plants as well the increase in Fe content in grain. The higher dose of the substance also led to the increases in K, Mg, and Fe contents in the aboveground parts, and to S, P, and K contents in roots; however, the dose of 9 g kg⁻¹ resulted in the decreases of P, Mg, and Fe contents in plant roots. Diesel oil contributed to the increase in Ca content in the aboveground parts and roots of winter wheat, and to the increases in S and P contents in roots. On the other hand, it decreased the Fe content in roots, and—in the lower dose—also led to the decreases in S, K, and Ca contents in grain; whereas, in the dose of 18 g kg⁻¹ led to the decrease in S and Fe contents in the aboveground parts of plants. The lower dose of petrol resulted in the increases of S, P, K, and Ca contents in the aboveground parts and roots; whereas, the dose of this substance amounting to 18 g kg⁻¹ contributed to the decreases in the contents of all analysed nutrients (except for N) in roots, and to the decrease in Ca and Mg contents in aboveground parts.

Fig. 3 The effect of petroleum-derived substances on population intrinsic growth rate (r_m) of *Rhopalosiphum padi* L. Symbols as in Fig. 1. Values marked by different letters for each generation are statistically different ($p < 0.05$)

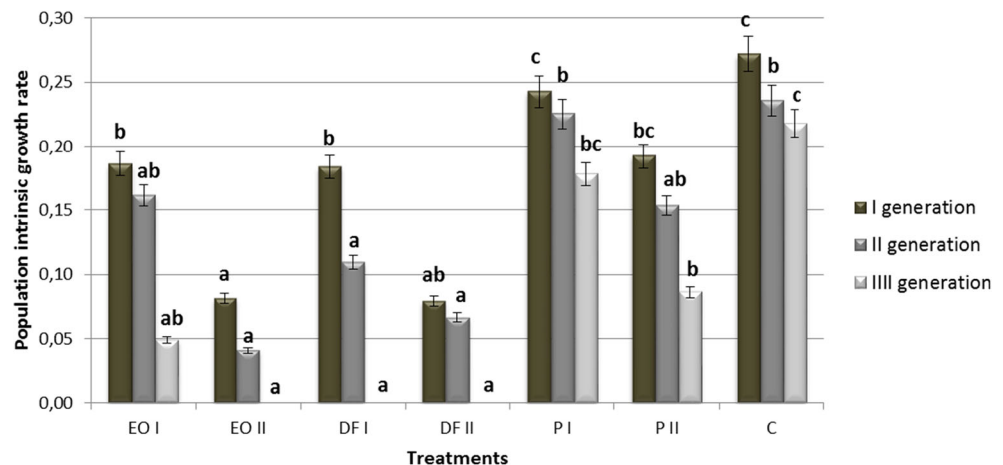


Table 2 The effect of petroleum-derived substances on the growth of *Triticum aestivum* L.

Details	Height of plant (cm)	Length of ear (cm)	Mass of ear (g)	Length of stem (cm)	Mass of stem (g)	Number of grains per ear (pcs.)	Mass of grains per ear (pcs.)
EO I	46.50 ^{b*}	5.43 ^{bc}	0.80 ^a	41.07 ^b	0.80 ^{bc}	14.30 ^{ab}	0.52 ^{bc}
EO II	43.44 ^{ab}	4.25 ^a	0.74 ^a	39.20 ^{ab}	0.62 ^{ab}	11.00 ^a	0.41 ^{abc}
DF I	41.70 ^a	4.77 ^{ab}	0.57 ^a	36.93 ^a	0.59 ^{ab}	10.50 ^a	0.31 ^a
DF II	43.97 ^{ab}	4.27 ^a	0.64 ^a	39.70 ^{ab}	0.52 ^a	10.90 ^a	0.38 ^{ab}
P I	51.93 ^c	6.00 ^c	0.74 ^a	45.93 ^c	1.01 ^c	12.70 ^a	0.45 ^{abc}
P II	47.67 ^b	6.02 ^c	0.63 ^a	41.65 ^b	0.90 ^c	13.17 ^a	0.34 ^{ab}
C	53.70 ^c	6.10 ^c	0.84 ^a	47.60 ^c	0.80 ^{bc}	18.33 ^b	0.56 ^c

*Means in columns marked with the same letters do not differ significantly according to LSD test at $p < 0.05$. Symbols as in Fig. 1

PDSs applied in the experiment had generally caused an increase in the value of Ca/Mg ratio in aboveground parts of winter wheat, as well as in roots, but also decreased its value in the grain of plants (Table 4). Engine oil was applied at the higher dose, and the diesel fuel in both doses applied led to the drop in the value of K/(Ca +

Mg) ratio in aboveground parts, although they most often did not affect the value of the analysed ratio in other organs of plants. All xenobiotics caused the increased in the value of N/S ratio in the grain of plants, while diesel fuel and petrol in higher doses also caused the increase in its value in aboveground parts.

Table 3 The effect of petroleum-derived substances on content of selected nutrients in *Triticum aestivum* L. (g kg⁻¹)

Details	N	S	P	K	Ca	Mg	Fe
Aboveground parts							
EO I	6.56 ^{bc*}	3.74 ^{bc}	6.94 ^c	12.36 ^{bc}	2.80 ^c	0.66 ^{bc}	0.73 ^a
EO II	5.60 ^a	3.73 ^{bc}	6.85 ^c	14.68 ^d	3.63 ^e	0.75 ^d	1.61 ^c
DF I	7.13 ^c	3.32 ^b	4.21 ^b	9.56 ^a	3.17 ^{cd}	0.67 ^{bc}	1.33 ^b
DF II	6.01 ^{ab}	2.30 ^a	2.15 ^a	10.20 ^{ab}	3.42 ^{de}	0.62 ^b	0.76 ^a
P I	10.95 ^d	7.19 ^d	8.56 ^e	14.25 ^{cd}	2.91 ^c	0.72 ^{cd}	0.75 ^a
P II	11.63 ^d	4.01 ^c	7.79 ^d	9.92 ^a	1.54 ^a	0.53 ^a	0.66 ^a
C	6.66 ^{bc}	3.76 ^{bc}	4.25 ^b	11.33 ^{ab}	2.15 ^b	0.65 ^{bc}	0.71 ^a
Roots							
EO I	9.58 ^{ab}	2.46 ^b	2.26 ^b	1.29 ^{bc}	2.73 ^b	0.51 ^b	2.34 ^a
EO II	12.14 ^{cd}	3.39 ^c	3.79 ^{de}	1.48 ^c	2.78 ^b	0.85 ^{cd}	3.53 ^b
DF I	12.88 ^d	3.69 ^{cd}	3.50 ^d	1.38 ^{bc}	3.12 ^c	0.87 ^{cd}	3.50 ^b
DF II	12.11 ^{cd}	3.96 ^d	3.96 ^e	1.32 ^{bc}	3.25 ^c	0.76 ^c	3.17 ^b
P I	10.72 ^{bc}	3.49 ^c	3.64 ^d	2.26 ^d	3.17 ^c	0.89 ^d	4.24 ^c
P II	10.73 ^{bc}	1.45 ^a	1.27 ^a	0.37 ^a	1.42 ^a	0.22 ^a	2.18 ^a
C	8.34 ^a	2.17 ^b	2.63 ^c	1.25 ^b	2.57 ^b	0.87 ^{cd}	4.95 ^d
Grain							
EO I	24.84 ^c	4.46 ^b	12.88 ^{cd}	3.10 ^{bc}	0.23 ^b	1.37 ^d	0.12 ^b
EO II	23.75 ^b	4.22 ^{ab}	12.47 ^{bc}	3.12 ^{bc}	0.22 ^{ab}	1.37 ^d	0.42 ^c
DF I	23.67 ^b	3.95 ^a	11.49 ^{ab}	3.01 ^b	0.21 ^{ab}	1.19 ^{ab}	0.05 ^a
DF II	25.94 ^d	4.50 ^b	11.00 ^a	2.62 ^a	0.32 ^c	1.22 ^{abc}	0.04 ^a
P I	23.60 ^b	4.08 ^{ab}	12.00 ^{abc}	3.06 ^{bc}	0.18 ^a	1.11 ^a	0.04 ^a
P II	30.23 ^c	5.43 ^c	13.75 ^d	3.48 ^d	0.35 ^c	1.33 ^{cd}	0.06 ^a
C	20.94 ^a	4.49 ^b	11.97 ^{abc}	3.36 ^{cd}	0.36 ^c	1.25 ^{bcd}	0.05 ^a

*Means in columns for each organ of plant marked with the same letters do not differ significantly according to LSD test at $p < 0.05$. Symbols as in Fig. 1

Table 4 The effect of petroleum-derived substances on the ratio of nutrients in *Triticum aestivum* L.

Details	K/(Ca + Mg)	Ca/Mg	N/S
Aboveground parts			
EO I	3.58 ^{bc*}	4.27 ^b	1.86 ^{ab}
EO II	3.34 ^b	4.82 ^c	1.56 ^a
DF I	2.50 ^a	4.74 ^c	2.12 ^b
DF II	2.53 ^a	5.54 ^d	2.79 ^c
P I	3.87 ^c	4.06 ^b	1.56 ^a
P II	4.81 ^d	2.94 ^a	2.90 ^c
C	4.05 ^c	3.34 ^a	1.72 ^a
Roots			
EO I	0.40 ^c	3.66 ^b	3.94 ^a
EO II	0.41 ^c	4.20 ^c	3.57 ^a
DF I	0.34 ^{bc}	5.38 ^d	3.39 ^a
DF II	0.33 ^b	6.55 ^e	3.06 ^a
P I	0.56 ^d	3.27 ^{ab}	3.25 ^a
P II	0.23 ^a	3.56 ^b	7.41 ^b
C	0.36 ^{bc}	2.97 ^a	3.84 ^a
Grain			
EO I	1.93 ^b	0.17 ^a	5.51 ^b
EO II	1.95 ^{bc}	0.17 ^a	5.73 ^b
DF I	2.17 ^{cd}	0.18 ^a	8.58 ^b
DF II	1.70 ^a	0.26 ^b	6.04 ^b
P I	2.38 ^d	0.16 ^a	6.06 ^b
P II	2.07 ^{bc}	0.26 ^b	5.69 ^b
C	2.08 ^{bc}	0.29 ^b	4.62 ^a

*Means in columns for each organ of plant marked with the same letters do not differ significantly according to LSD test at $p < 0.05$. Symbols as in Fig. 1

As in the case of macro-components, the contents of heavy metals in plants caused by the presence of PDSs in soil was variable (Table 5). In general, the applied substances caused the increase in Mn content in aboveground parts and roots of winter wheat, but the decrease in the content of this metal in grain. Engine oil in both doses applied contributed to the increases in Pb and Ni contents in grain and to Pb content in the aboveground parts of plants. The dose of 9 g kg⁻¹ of this substance led to the decreases in the contents of Cu, Ni, and Pb in plant roots; whereas, the higher dose led to the increase in Cu content in aboveground parts and in grain and to the increase in Zn content in roots. Diesel fuel caused the increase in Zn content in roots but the decrease of its content in grain. The lower dose of this substance led to the increase in Cu and Pb content in aboveground parts, while the higher dose led to the increased content of Cu and Ni in roots and of Pb in grain of winter wheat. Petrol in the dose of 18 g kg⁻¹ generally caused the decrease in the content of analysed heavy metals (except for Mn and Cd) in plant roots, but also the increase in Ni and Zn contents in grain.

Table 5 The effect of petroleum-derived substances on content of selected heavy metals in *Triticum aestivum* L. (mg kg⁻¹)

Details	Cu	Mn	Ni	Pb	Zn	Cd
Aboveground parts						
EO I	10.88 ^{abcd*}	181.72 ^a	1.57 ^{ab}	9.73 ^c	361.61 ^a	3.22 ^b
EO II	14.18 ^c	380.59 ^d	2.42 ^c	9.10 ^c	302.84 ^a	2.23 ^a
DF I	12.16 ^d	203.14 ^a	2.05 ^{bc}	9.38 ^c	394.88 ^a	2.49 ^a
DF II	6.95 ^a	240.53 ^b	1.56 ^{ab}	7.07 ^b	303.13 ^a	1.91 ^a
P I	11.33 ^{cd}	265.98 ^c	1.41 ^a	12.17 ^d	299.42 ^a	3.78 ^b
P II	8.87 ^{ab}	250.16 ^{bc}	1.64 ^{ab}	4.03 ^a	373.02 ^a	2.42 ^a
C	9.65 ^{bc}	184.89 ^a	2.04 ^{bc}	5.82 ^b	310.65 ^a	2.10 ^a
Roots						
EO I	15.38 ^b	689.01 ^c	3.06 ^b	15.73 ^b	417.70 ^b	0.82 ^a
EO II	20.82 ^{cd}	435.85 ^b	4.11 ^{bc}	23.61 ^c	677.14 ^c	1.39 ^b
DF I	21.97 ^d	889.55 ^d	4.82 ^c	25.28 ^c	705.52 ^c	0.89 ^{ab}
DF II	36.94 ^e	1107.46 ^e	7.04 ^d	32.06 ^c	974.05 ^d	1.14 ^{ab}
P I	18.96 ^c	407.42 ^{ab}	4.38 ^c	27.95 ^{cd}	411.56 ^b	2.31 ^c
P II	9.71 ^a	874.55 ^d	1.43 ^a	8.68 ^a	130.32 ^a	1.93 ^c
C	20.77 ^{cd}	308.17 ^a	4.79 ^c	23.58 ^c	427.06 ^b	1.18 ^{ab}
Grain						
EO I	9.56 ^{cd}	67.12 ^{ab}	0.55 ^c	1.32 ^c	102.22 ^d	0.12 ^b
EO II	10.71 ^d	80.50 ^{bc}	0.77 ^d	1.67 ^c	89.50 ^{bc}	0.01 ^a
DF I	7.62 ^{ab}	49.90 ^a	0.08 ^b	0.64 ^b	59.63 ^a	0.02 ^a
DF II	6.31 ^a	49.35 ^a	0.01 ^a	1.61 ^c	63.34 ^a	0.02 ^a
P I	7.48 ^{ab}	49.86 ^a	0.52 ^c	0.48 ^{ab}	78.05 ^b	0.35 ^c
P II	9.66 ^{cd}	50.93 ^a	0.37 ^c	0.25 ^a	100.04 ^{cd}	0.13 ^b
C	8.35 ^{bc}	94.61 ^c	0.14 ^b	0.83 ^b	79.32 ^b	0.10 ^b

*Means in columns for each organ of plant marked with the same letters do not differ significantly according to LSD test at $p < 0.05$. Symbols as in Fig. 1

Relationships between *R. padi* traits, soil contamination with PDSs, and winter wheat chemical composition

The first and second ordination axes explain the similar percentage of variation, dividing the samples into three sets (A, G, R). The potassium content was the most correlated with the first ordination axis whereas the Mg, P, and Ca contents—with the second ordination axis. The highest Mg concentrations were found in G samples. In turn, the highest contents of Cu, Mn, Fe, Pb, Ni, and Zn were found in R samples (Fig. 4). Multiple regressions revealed that Mn and Cd had negative effects on life span, fecundity, and the intrinsic growth rate of aphids in the first generation of aphids (Table 6). In the second generation, Ca had an adverse effect on the studied parameters, and Cu and K also had adverse effects on the fecundity and intrinsic growth rate of aphids. The developmental parameters of the third generation of aphids were adversely affected by Ca, while additionally, the negative effect was exerted by Zn on the life span and fecundity. It was also the P content in plants which had the adverse effect on the fecundity and the intrinsic growth rate in this generation. The above relationships were also confirmed by RDA analysis (Fig. 5).

Discussion

Bird cherry (*Prunus padus*) is the primary host of *R. padi*. Females lay eggs in autumn in the narrow gap between the

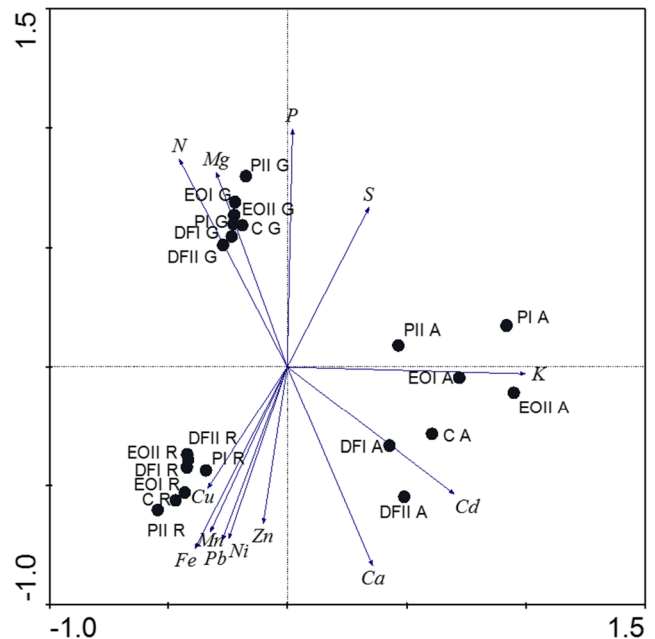


Fig. 4 Principal component analysis of element levels in *Triticum aestivum* L. organs, and soil contamination with petroleum-derived substances. Symbols as in Fig. 1. A aboveground parts, R roots, G grain

Table 6 Multiple regression equations ($p < 0.05$)

	R^2
First generation	
Life span = $26.31 + 1.47(S) - 0.77(Mn) - 1.02(Cd) + 0.13(Cu)$ (2.54) (0.18) (0.12) (0.19) (0.11)	0.72
Fecundity = $60.74 + 1.71(S) - 1.09(Mn) - 1.39(Cd) + 0.28(K) + 0.29(P) - 0.25(N)$ (11.99) (0.17) (0.08) (0.09) (0.18) (0.12) (0.17)	0.95
Intrinsic growth rate = $0.04 + 1.14(S) - 0.61(Mn) - 0.36(Cd) + 0.60(Ni) - 0.47(Fe)$ (0.08) (0.15) (0.10) (0.18) (0.16) (0.17)	0.867
Second generation	
Life span = $88.43 - 1.13(Ca) - 1.22(Zn) - 0.85(Pb) - 0.56(N) + 1.24(Cd)$ (7.29) (0.34) (0.20) (0.78) (0.17) (0.66)	0.845
Fecundity = $-63.11 - 1.72(Ca) + 2.41(Mg) - 0.99(Cu) - 0.46(K)$ (4.68) (0.07) (0.13) (0.07) (0.07)	0.94
Intrinsic growth rate = $-0.46 - 1.54(Ca) + 2.40(Mg) - 1.09(Cu) - 0.75(K) + 0.40(P)$ (0.06) (0.10) (0.21) (0.12) (0.16) (0.12)	0.90
Third generation	
Life span = $59.12 - 1.16(Ca) - 0.77(Zn) + 0.39(Pb) - 0.48(Fe) + 0.30(Ni)$ (8.28) (0.14) (0.10) (0.11) (0.20) (0.30)	0.83
Fecundity = $-22.73 - 1.76(Ca) - 0.17(Zn) + 1.78(Mg) - 0.67(Cu) - 0.39(P)$ (10.14) (0.08) (0.08) (0.13) (0.08) (0.07)	0.94
Intrinsic growth rate = $0.39 + 1.73(S) - 0.75(Ca) - 0.88(N) - 0.61(P) - 0.42(Pb)$ (0.03) (0.12) (0.10) (0.09) (0.07) (0.12)	0.96

axillary buds and the stem. After egg hatch, the newly emerged nymphs move to the unfurling bird cherry leaves where they feed and develop. Under favourable conditions, the nymphs develop rapidly into very large light-green mature fundatrices and give rise to a second, wax-covered, generation. Both crowding and poor nutrition induce the appearance of winged emigrants that in May migrate to cereals and grasses and start feeding. In autumn, short day-length induces the appearance of gynoparae on summer hosts. These winged females migrate to bird cherry where senescing leaves provide the aphids with a rich source of food. There they give birth to apterous oviparae. Short day length also induces the somewhat later appearance of winged males on grasses, which migrate to bird cherry where they mate with the oviparae (Delmotte et al. 2002; Jiménez-Martínez et al. 2004). In our experiment, only asexual reproduction of *R. padi* was investigated. However, given that on cereals can develop to 12 asexual generations, this may involve significant implications both for the whole pest population in a given area, and for its natural enemies.

The average fecundity of wingless females of *R. padi* on wheat in uncontaminated conditions ranges to 40 larvae but depends on the cultivars of wheat and the generation of pests. Aphid life span is about 28 days (Aqueel and Leather 2011). In our experiment, analysed fecundity of aphids was at a similar level, while life span was slightly lower. All the PDSs applied in the presented experiment (except for lower dose of petrol) adversely affected the developmental parameters of the bird cherry-oat aphid, resulting in the decreased fecundity, shortening of the average life span, as well as decreasing its intrinsic growth rate in general. In the available

publications, there is little information on the effects of soil contamination with PDSs upon the developmental parameters of herbivores. Our earlier studies (Rusin et al. 2017) demonstrated that the contamination of soil with PDSs had a negative impact on the developmental parameters of black bean aphid *Aphis fabae* Scop., which corresponds to the results obtained in the presented experiment involving the bird cherry-oat aphid. In the aforementioned experiments, the same PDSs used in the same doses caused the significant shortening of life span in three generations of *A. fabae* feeding upon the plants growing on contaminated soil, by approx. 30%. In the presented experiment, the higher doses of engine oil and diesel fuel brought about the shortening of the life span of the first and second generation of *R. padi* aphids by approx. 50%, and in the third generation—by approx. 70%. In both experiments, the oils had the most adverse effect on the intrinsic growth rate and fecundity of aphids, and their higher doses had completely inhibited the process of giving birth to larvae by the third-generation females. Along with the increase of the concentrations of PDSs in soil, their adverse effects towards the studied pests also increased. The studies on the bionomics of *A. fabae* on broad bean growing on the soil contaminated by the same PDSs but in lower dose (6 g kg^{-1} of soil) showed the fecundity in the first and second generations lowered by approx. 25%, whereas the life span did not change. All the PDSs, however, caused the significant lowering of the value of intrinsic growth rate in the second generation of *A. fabae* (Gospodarek and Nadgórska-Socha 2016). Because of the above, it seems that *R. padi* is characterised by the higher sensitivity to the presence of PDSs in soil than *A. fabae*.

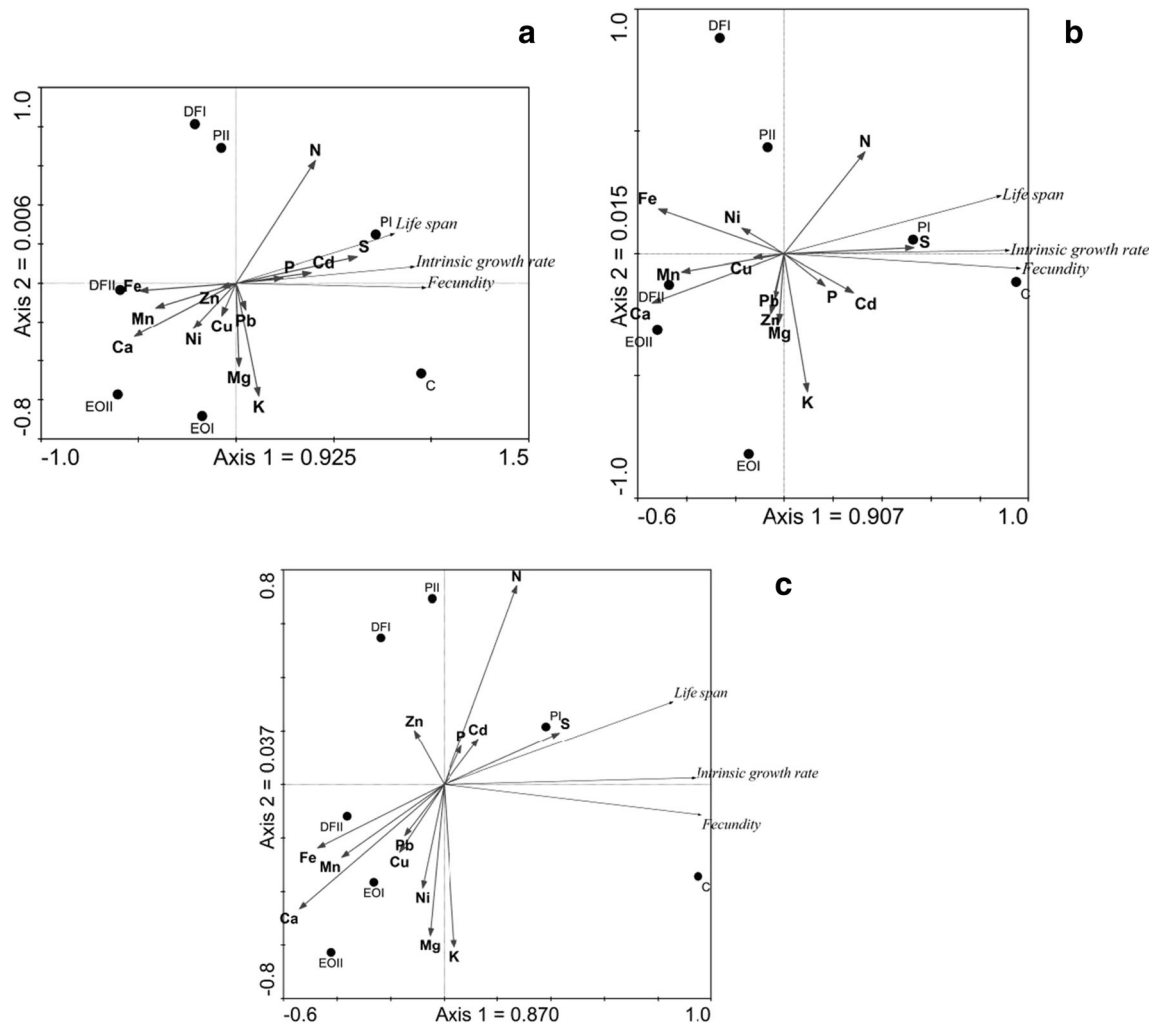


Fig. 5 Redundancy analysis of element levels in *Triticum aestivum* L. aboveground parts grown on soil contaminated with petroleum-derived substances and aphid traits (**a** first generation, **b** second generation, **c** third generation). Symbols as in Fig. 1

The changes in the bionomics of bird cherry-oat aphid could be the result of the changes in the nutritive value of host plants under the effect of PDSs, as well as of the presence of harmful substances in tissues resulting from their transfer from contaminated soil. The PDSs contribute to the weakening the growth and development of cultivated plants, and they also modify the contents of macro- and micro-components in these plants, which can lead to the worsening in the quality of fodder for the herbivores (i.e. via decreased content of protein and chlorophyll) (Nadgórska-Socha et al. 2005). Aphids feed by piercing the phloem of their food plant and are very sensitive to changes in plant quality (Omacini et al. 2001). On high quality plants, the aphids produced the most offspring and were characterised by a higher population intrinsic growth rate (Stadler et al. 2002).

In the presented experiment, the majority of PDSs used had adversely affected the growth of winter wheat; however, that effect was not that obvious as in the case of broad bean in our earlier experiment when the same doses of PDSs had been

used (Rusin et al. 2017). In the case of broad bean, the oils caused almost a twofold decrease in the mass and length of stems, as well as in the number and mass of leaves. In the case of winter wheat, we noted the shortening of the length of stem by approx. 18% and of the length of ear by more than 23%. It suggests somewhat higher resistance of winter wheat to this type of soil-related factor. Despite this fact, as we mentioned earlier, the adverse effect of PDSs towards the development of *R. padi* on wheat was stronger than that on the development of *A. fabae* on broad bean. It could stem from the species specifics of the herbivore. The high sensitivity of *R. padi* to adverse factors derived from host plant was confirmed by Hale et al. (2003). These authors demonstrated a significant decrease in the intrinsic growth rate of the population of this aphid species on grasses resulting from the worsened morphological parameters (such as growth or leaf number) under the effect of drought. The adverse effect of PDSs upon the growth and development of cultivated plants was demonstrated by a number of authors (Akinola et al. 2004; Wyzkowski et al.

2004; Agbogidi et al. 2006; Liste and Felgentreu 2006; Agbogidi et al. 2007; Njoku et al. 2008; Njoku et al. 2012; Osuagwu et al. 2013; Lopes and Piedade 2014; Rusin et al. 2015). This effect could be a result of disturbances in the intake of essential macro- and micro-elements such as magnesium, iron, boron, and manganese, as well as of water (Odjegba and Atebe 2007). Heavy metals, polycyclic aromatic hydrocarbons, and other chemical additives present in PDSs also can inhibit plant growth (Nwaichi et al. 2014). The PDSs can also block the transportation of substances in plant cells that can contribute to the limited development of vegetative and generative organs (Osuagwu et al. 2013).

PDSs modify the content of nutrients in plants (Wyszkowski et al. 2004, Moubasher et al. 2015, Rusin et al. 2015), with particular species, or even varieties of plants demonstrating different reactions in this respect (Dimitrov and Mitov 1998; Wyszkowski and Ziółkowska 2009). In the presented experiment, PDSs caused the changes in the content of macroelements depending both on the kind of PDS, its dose, the part of the plant, as well as on the analysed element. Considering the aboveground parts, which are the places where the aphids feed, we more often dealt with the increases in the content of macroelements than with their decreases. Similar increases in the content of some macro- and microelements in cereals under the effect of the content of engine oil were also demonstrated by Wyszkowski and Wyszkowska (2005) and by Wyszkowski and Ziółkowska (2009).

Nitrogen is considered to be an element whose content in tissues is usually strongly, positively correlated with developmental parameters in different aphid species (Jansson and Ekblom 2002; Davies et al. 2004; Naluyange et al. 2014). However, Aqueel and Leather (2011) demonstrated that increasing nitrogen fertilisation, which contributed to the increased nitrogen content in plants, generally did not significantly affect the fecundity and life span of *R. padi* feeding on wheat, and that it was—to a major extent—dependent on the variety of host plant. Again, in the experiment presented in our study, no beneficial effect of increased nitrogen content in the aboveground parts of wheat plants brought about by the presence of petrol in substrate was noted on the developmental parameters of bird cherry-oat aphid. Moon et al. (1995) also reported that varying nitrogen levels did not affect the duration of pre-reproductive period, reproductive period, and the longevity of another aphid species feeding on wheat—*Diuraphis noxia* (M.).

Engine oil and petrol contributed to the elevated contents of phosphorus in the aboveground parts of wheat plants. The data pertaining to the effect of this element on sucking insects is divergent. In their review, Waring and Cobb (1992) stated that phosphorus most often failed to affect sucking insects (48% of studies they analysed) or affect them positively (in approx. 38% of studies). Later studies (Pitan et al. 2000), however, indicate that this element can also exert the

effect in the form of limiting the density of sucking insects. Both the RDA analysis and multiple regression performed showed the adverse effect of P on the fecundity and intrinsic growth rate of the third generation of aphids.

The content of potassium increased under the effect of the presence of a higher dose of engine oil and under the effect of a lower dose of petrol. Myers and Gratton (2006) as well as Myers et al. (2004) demonstrated that *Aphis glycines* foraging on the leaves of potassium-deficient soya had the higher rate of population growth and the higher fecundity compared with the aphids foraging on plants with a lower content of this nutrient, which could partly explain the effect of the aforementioned petroleum derivatives on the fecundity of aphids in our experiment.

Almost all of applied PDSs caused the increases in Ca content in aboveground parts of plants. The adverse effect of Ca towards the developmental parameters of the second and third generation of aphids was also shown by multiple regressions. This element used for liming the soil brought about changes in aphid populations depending on the dose applied, with the higher dose (determined in line with 1.5 hydrolytic acidity) limiting the development of the *Aphis fabae* Scop. aphid population on faba bean (Sądej and Sądej 2001).

Available scientific literature lacks information concerning the effect of other analysed nutrients content on the life history traits of aphids.

Besides the changes in the contents of macroelements, their mutual relationships are also very important from the viewpoint of the nutritive value of the host plant. An optimum value of $K/(Ca + Mg)$ ratio for plants to grow and develop should range within 1.6/1–2.1/1 (Matraszek et al. 2015). In our study, the value of the parameter was very different, depending on the analysed part of plant, reaching the values ranging from 0.36 in roots up to 4.05 in their aboveground parts. In the latter, the higher doses of diesel fuel and engine oil led to the lowering of the value of $K/(Ca + Mg)$ ratio. At the same time, almost all of the analysed PDSs caused the increase in the value of Ca/Mg ratio in the aboveground parts. The above changes were principally conditioned upon the increase in calcium content, with only slight changes in the magnesium contents in these parts of plants. The value of N/S ratio can differ much between plant species as well between the particular parts of plant. Jamal et al. (2010) indicate the ratio of 15:1 as an optimum value. In our earlier studies, we obtained similar values in broad bean plants growing on soil contaminated with the same doses of PDSs (Rusin et al. 2017). However, in the roots and shoots of spring wheat, Matraszek et al. (2015) obtained the values of this parameter ranging from 0.90 to 4.40. In the studies that we carried out, this parameter also attained low values—from 1.72 in aboveground parts, 3.84 in roots, and up to 4.62 in grain, which was principally associated with the relatively low nitrogen content. Under the effects of diesel fuel and the higher dose of petrol,

the value of this parameter was slightly elevated, which could suggest the improvement in the condition of host plant. It was not, however, reflected in the developmental parameters of aphids.

The next factor that could affect the bionomics of *R. padi* aphids are the toxic substances that get into plants from contaminated soil. The contamination of soil with PDSs leads to the increase in the content of heavy metals in soil (Okonokhua et al. 2007; Ujowundu et al. 2011; Wyszowski and Sivitskaya 2012), and many authors emphasise that the presence of heavy metals in soil can have a very great effect on the development of aphids on the plants, associated with the migration of harmful compounds to the aboveground parts of plants, which are the principal place of feeding by aphids (Görür 2009; Gospodarek 2012). Moreover, Merrington et al. (1997) found that aphids accumulate more toxic metals in the bodies than their host plants in the tissues. Görür (2007) demonstrated that the increase in lead content, and, to a lesser extent, the copper in the host plant contributes to the decrease in fecundity of females, intrinsic growth rate of the population as well as to the lengthening the pre-reproductive period in cabbage aphid (*Brevicoryne brassicae* L.). Also in our experiment, PDSs generally contributed to the increased contents of these heavy metals in the aboveground parts of plants, which is a fact that can partly explain the lowered values of developmental parameters of *R. padi*.

Gospodarek (2012) demonstrated that in the conditions of soil polluted with heavy metals, the length of pre-reproductive period in black bean aphid could extend to 12.2 days (i.e. more than 5 days longer than in control group) and depended on the kind of metal and on the generation of the analysed pest. In our experiment, the higher doses of PDSs also caused the lengthening of the pre-reproductive period in the first generation of bird cherry-oat aphid by 0.8–1.6 days; however, it did not affect the studied parameter in the subsequent generations of the pest.

Crawford et al. (1995) found that the increased cadmium content in soil (and therefore its increased content in plants) contributed to the lengthening of the pre-reproductive period in black bean aphid from 8.1 to 10.1 days. In our experiment, it was only engine oil and petrol in the dose of 9 g kg⁻¹ that caused a significant increase of cadmium content in the aboveground parts of plants, without significantly changing the length of pre-reproductive period. It should, nevertheless, be noted that the observed changes in the bionomy of *A. fabae* were associated with a much higher level of heavy metals in plant tissues than that noted in our experiment. Thus, the cadmium content in plant tissues during the studies by Crawford et al. (1995) has increased a few dozen times after this element was supplied to the substrate; whereas, in our experiment, it rose by approx. 50%. However, the multiple regressions showed the interrelations between the Cd content in aboveground parts of

plants and the life span, fecundity, and intrinsic growth rate of aphids in their first generation.

Engine oil in a higher dose and diesel fuel in a lower dose contributed to the increase in the content of copper in aboveground parts of wheat by approx. 30–40%. The twofold increase of the content of this element in the tissues of broad bean was associated with the shortening of development period in *A. fabae* by approx. 1.1 days and with the increase in reproductive rate by approx. 1.4 progeny per day, although it did not affect the longevity, reproductive period, and the number of progeny per aphid (Crawford et al. 1995). The changes in the developmental parameters of *R. padi* noted in our experiment reached much further, and the negative relationship between the Cu content and the fecundity and intrinsic growth rate was found in the second generation of the pest.

The element whose content in aboveground parts of wheat increased clearly under the effect of higher doses of PDSs (and, in the case of petrol, also under the effect of lower dose) was manganese. A similar increase in its content, but only under the effect of diesel fuel, was noted in the leaves and shoots of broad bean (Rusin et al. 2017). The negative effect of this element on the developmental parameters of *R. padi* was demonstrated in the first generation. In available publications, there is no data on the effect of this element on the developmental parameters in aphids.

The negative relationships between the contents of both some nutrients and heavy metals and the life history traits of particular generations of *R. padi* may indicate a synergistic effect resulting from both the worsened nutritive value of host plant and from the transfer of harmful substances from the soils via plant to aphids, but it is too early to reach such conclusion.

Conclusions

1. All of the applied petroleum-derived substances have a generally adverse effect on the developmental parameters in bird cherry-oat aphid, resulting in the decrease of its fecundity, shortening its average life span, and most often also causing the lowering of the population intrinsic growth rate.
2. PDSs caused the limitation of growth in wheat plants; whereas, changes in nutrient contents and heavy metals depended on the part of the plant analysed, the substance applied, and on its dose. The negative relationships between the contents of both some macro-elements (Ca, K, P) and heavy metals (Mn, Cd, Cu, and Zn) and the developmental parameters of particular generations of *R. padi* were observed.
3. Obtained results indicate that soil contamination with PDSs entails far-reaching changes in organisms indirectly exposed to these pollutants, i.e. herbivores, and as a result,

it may also adversely affect the further links of the food chain, i.e. for predators and parasitoids.

- The high susceptibility of *R. padi* to the presence of PDSs in the substrate for the host plant should be emphasised—the clear-cut changes in the life span and fecundity, with relatively small changes in the chemical composition of the plant, constitute an evident indication that the developmental parameters of aphids have the potential for the use as bio-indicator to evaluate the state of the environment contaminated by PDSs.

Open Access This article is distributed under the terms of the Creative Commons Attribution 4.0 International License (<http://creativecommons.org/licenses/by/4.0/>), which permits unrestricted use, distribution, and reproduction in any medium, provided you give appropriate credit to the original author(s) and the source, provide a link to the Creative Commons license, and indicate if changes were made.

References

- Agbogidi OM, Onosedede AT, Okonta BC (2006) Susceptibility of *Dennettia tripetala* (Bak.) F. Seeds to crude oil. *J Food Agric Environ* 4(2):350–352
- Agbogidi OM, Erutor PG, Akparobi SO, Nnaji GU (2007) Evaluation of crude oil contaminated soil on the mineral nutrient elements of maize (*Zea mays* L.). *J Agron* 6:188–193
- Akinola MO, Udo AS, Okwok N (2004) Effect of crude oil (bonny light) on germination, early seedling growth and pigment content in maize (*Zea mays* L.). *IJEST* 4(1–2):6–9
- Aqueel MA, Leather SR (2011) Effect of nitrogen fertilizer on the growth and survival of *Rhopalosiphum padi* (L.) and *Sitobion avenae* (F.) (Homoptera: Aphididae) on different wheat cultivars. *Crop Prot* 30(2):216–221
- Azcue J, Mudroch A (1994) Comparison of different washing, ashing, and digestion methods for the analysis of trace elements in vegetation. *Int J Environ Anal Chem* 57(2):151–162
- Cortet J, Gomot-De Vauflery A, Poinot-Balaguera N, Gomot L, Texier C, Cluzeau D (1999) The use of invertebrate soil fauna in monitoring pollutant effects. *Eur J Soil Biol* 35(3):115–134
- Crawford LA, Hodkinson ID, Lepp NW (1995) The effects of elevated hostplant copper and cadmium on the performance of the aphid *Aphis fabae* (Homoptera: Aphididae). *J Appl Ecol* 32:528–535
- Davies FT Jr, Chunajiu H, Chau A, Heinz KM, Cartmill AD (2004) Fertility affects susceptibility of chrysanthemum to cotton aphids: influence on plant growth, photosynthesis, ethylene evolution, and herbivore abundance. *J Amer Soc Hort Sci* 129(3):344–353
- Delmotte F, Leterme N, Gauthier JP, Rispe C, Simon JC (2002) Genetic architecture of sexual and asexual populations of the aphid *Rhopalosiphum padi* based on allozyme and microsatellite markers. *Mol Ecol* 11(4):711–723
- Dimitrov DN, Mitov IG (1998) Behaviour of chemical elements in plant species growing in alluvial-meadow soil (fluvisoil) contaminated by oil products. *Bulgar J Agricult Sci* 4(5):591–598
- Gbadebo AM, Adenuga MD (2012) Effect of crude oil on the emergence and growth of cowpea in two contrasting soil types from Abeokuta, Southwestern Nigeria. *Asian J Appl Sci* 5:232–239
- Görür G (2007) Effects of host plant contaminated with heavy metals on the life history traits of aphids (*Brevicoryne brassicae* L.). *Pol J Ecol* 55(1):113–120
- Görür G (2009) Zinc and cadmium accumulation in cabbage aphid (*Brevicoryne brassicae*) host plants and developmental instability. *Insect Sci* 16(1):65–71
- Gospodarek J (2005) The effect of zinc on development of *Aphis fabae* Scop. *Post Ochr Roś/Progr Plant Protect* 45(2):680–682 (in Polish)
- Gospodarek J (2012) Occurrence of black bean aphid (*Aphis fabae* Scop.) and its natural predators on broad bean under the conditions of soil pollution with heavy metals. *Zesz Nauk UR w Krakowie* 480 (357), ser. Rozprawy:207 (in Polish)
- Gospodarek J, Nadgórska-Socha A (2016) Chemical composition of broad beans (*Vicia faba* L.) and development parameters of black bean aphid (*Aphis fabae* Scop.) under conditions of soil contamination with oil derivatives. *J Elem* 21(4):1359–1376
- Hale BK, Bale JS, Pritchard J, Masters GJ, Brown VK (2003) Effects of host plant drought stress on the performance of the bird cherry-oat aphid, *Rhopalosiphum padi* (L.): a mechanistic analysis. *Ecol Entomol* 28(6):666–677
- Hansen LM, Lorentsen L, Boelt B (2008) How to reduce the incidence of black bean aphids (*Aphis fabae* Scop.) attacking organic growing field beans (*Vicia faba* L.) by growing partially resistant bean varieties and by intercropping field beans with cereals. *Acta Agr Scand B-SP* 58(4):359–364
- Hu XS, Zhao HY, Hu ZQ, Li DH, Zhang YH (2007) Comparison of *Rhopalosiphum padi* feeding behavior on seedlings of three wheat varieties. *Acta Entomol Sin* 50:1105–1110
- Iturbe R, Flores C, Castro A, Torres LG (2007) Sub-soil contamination due to oil spills in zones surrounding oil pipeline-pump stations and oil pipeline right-of-ways in Southwest-Mexico. *Environ Monit Assess* 133(1–3):387–398
- Jain PK, Gupta VK, Gaur RK, Lowry M, Jaroli DP, Chauhan UK (2011) Bioremediation of petroleum oil contaminated soil and water. *Res J Environ Toxicol* 5:1–26
- Jamal A, Moon YS, Abidin MZ (2010) Sulphur – a general overview and interaction with nitrogen. *Aust J Crop Sci* 4(7):523–529
- Jansson J, Ekbom B (2002) The effect of different plant nutrient regimes on the aphid *Macrosiphum euphorbiae* growing on petunia. *Entomol Exp Appl* 104:109–116
- Jiménez-Martínez ES, Bosque-Pérez NA, Berger PH, Zemetra RS (2004) Life history of the bird cherry-oat aphid, *Rhopalosiphum padi* (Homoptera: Aphididae), on transgenic and untransformed wheat challenged with *Barley yellow dwarf virus*. *J Econ Entomol* 97(2):203–212
- Jørgensen KS, Puustinen J, Suortti AM (2000) Bioremediation of petroleum hydrocarbon-contaminated soil by composting in biopiles. *Environ Pollut* 107:245–254
- Liste H, Felgentreu D (2006) Crop growth, culturable bacteria and degradation of petrol hydrocarbons (PHCs) in a long-term contaminated field soil. *Appl Soil Ecol* 31:43–52
- Lopes A, Piedade MTF (2014) Experimental study on the survival of the water hyacinth (*Eichhornia crassipes* (Mart.) Solms—Pontederiaceae) under different oil doses and times of exposure. *Environ Sci Pollut Res* 21:13503–13511
- Matraszek R, Hawrylak-Nowak B, Chwil S, Chwil M (2015) Macronutrient composition of nickel-treated wheat under different sulfur concentrations in the nutrient solution. *Environ Sci Pollut Res Int* 23:1–13
- Merrington G, Winder L, Green I (1997) The bioavailability of Cd and Zn from soils amended with sewage sludge to winter wheat and subsequently to the grain aphid *Sitobion avenae*. *Sci Total Environ* 205: 245–254
- Moon CE, Lewis BE, Murray L, Sanderson SM (1995) Russian wheat aphid (Homoptera: Aphididae) development, reproduction, and longevity on hydroponically grown wheat with varying nitrogen levels. *Environ Entomol* 24:367–371
- Moubasher HA, Hegazy AK, Mohamed NH, Moustafa YM, Kabiell HF, Hamad AA (2015) Phytoremediation of soils polluted with crude petroleum oil using *Bassia scoparia* and its associated rhizosphere microorganisms. *Int Biodeterior Biodegrad* 98:113–120

- Myers SW, Gratton C (2006) Influence of potassium fertility on soybean aphid, *Aphis glycines* Matsumura (Hemiptera: Aphididae), population dynamics at a field and regional scale. *Environ Entomol* 35(2): 219–227
- Myers SW, Gratton C, Wolkowski RP, Hogg DB, Wedberg JL (2004) Effect of soil potassium availability on soybean aphid (Hemiptera: Aphididae) population dynamics and soybean yield. *J Econ Entomol* 98(1):113–120
- Nadgórska-Socha A, Gospodarek J, Jaworska M, Ciepał R (2005) Content of assimilation pigments, phosphorus and protein in broad bean *Vicia faba* L. ssp. *maior* grown in heavy metals contaminated soils. *Ecol Chem Eng* 12(4):421–426
- Nadgórska-Socha A, Kafel A, Kandziora-Ciupa M, Gospodarek J, Zawisza-Raszka A (2013) Accumulation of heavy metals and anti-oxidant responses in *Vicia faba* plants grown on monometallic contaminated soil. *Environ Sci Pollut Res* 20(2):1124–1134
- Naluyange V, Ochieno DMW, Maingi JM, Ombori O, Mukaminego D, Amoding A, Odeno M, Okoth SA, Shivoga WA, Muoma JVO (2014) Compatibility of *Rhizobium* inoculant and water hyacinth compost formulations in Rosecoco bean and consequences on *Aphis fabae* and *Colletotrichum lindemuthianum* infestations. *Appl Soil Ecol* 76:68–77
- Njoku KL, Akinola MO, Oboh BO (2008) Growth and performance of *Glycine max* L. (Merrill) grown in crude oil contaminated soil augmented with cow dung. *Life Sci J* 5(3):89–93
- Njoku KL, Akinola MO, Busari TO (2012) Effect of time of application of spent oil on the growth and performance of maize (*Zea mays*). *AJEST* 6(1):67–71
- Nwaichi EO, Wegwu MO, Nwosu UL (2014) Distribution of selected carcinogenic hydrocarbon and heavy metals in an oil-polluted agriculture zone. *Environ Monit Assess* 186(12):8697–8706
- Odjegba VJ, Atebe JO (2007) The effect of used engine oil on carbohydrate, mineral content and nitrate reductase activity of leafy vegetable (*Amaranthus hybridus* L.). *J Appl Sci Environ Manag* 11(2):191–196
- Okonokhua BO, Ikhajiagbe B, Anoliefo GO, Emende TO (2007) The effects of spent engine oil on soil properties and growth of maize (*Zea mays* L.). *J Appl Sci Environ Manag* 11(3):147–152
- Omacini M, Chaneton EJ, Ghersa CM, Müller CB (2001) Symbiotic fungal endophytes control insect host-parasite interaction webs. *Nature* 409(6816):78–81
- Omosun G, Markson AA, Mbanasor O (2008) Growth and anatomy of *Amaranthus hybridus* as affected by different crude oil concentrations. *Am-Euras J Sci Res* 3(1):70–74
- Osugwu AN, Okigbo AU, Ekpo IA, Chukwurah PN, Agbor RB (2013) Effect of crude oil pollution on growth parameters, chlorophyll content and bulbils yield in air potato (*Dioscorea bulbifera* L.). *Int J Appl Sci Technol* 3(4):37–42
- Pitan OOR, Odebiyi JA, Adeoye GO (2000) Effects of phosphate fertilizer levels on cowpea pod-sucking bug populations and damage. *Int J Pest Manage* 46:205–209. <https://doi.org/10.1080/096708700415544>
- Rusin M, Gospodarek J, Nadgórska-Socha A (2015) The effect of petroleum-derived substances on the growth and chemical composition of *Vicia faba* L. *Pol J Environ Stud* 24(5):2157–2166
- Rusin M, Gospodarek J, Nadgórska-Socha A (2017) Effect of petroleum-derived substances on life history traits of black bean aphid (*Aphis fabae* Scop.) and on the growth and chemical composition of broad bean. *Ecotoxicology* 26(3):308–319
- Sadeghi A, Van Damme EJM, Smagghe G (2009) Evaluation of the susceptibility of the pea aphid, *Acyrtosiphon pisum*, to a selection of novel biorational insecticides using an artificial diet. *J Insect Sci* 9:5–74
- Sądej W, Sądej W (2001) Effect of different fertilization dosages on a population of black aphids (*Aphis fabae* Scop.) on horse bean plants. *Prog Plant Prot* 41(2):555–558
- Shirdam R, Zand AD, Bidhendi GN, Mehrdadi N (2008) Phytoremediation of hydrocarbon-contaminated soils with emphasis on the effect of petroleum hydrocarbons on the growth of plant species. *Phytoprotection* 89(1):21–29
- Stadler B, Dixon AFG, Kindlmann P (2002) Relative fitness of aphids: effects of plant quality and ants. *Ecol Lett* 5(2):216–222
- Strażyński P, Ruzkowska M (2015) The life cycle functional response of *Rhopalosiphum padi* (L.) to higher temperature: territorial expansion of permanent parthenogenetic development as a result of warmer weather conditions. *J Plant Protect Res* 55(2):162–165
- Ter Braak CJF, Šmilauer P (2002) CANOCO Reference manual and user's guide to Canoco for Windows: software for canonical community ordination (version 4.5). Microcomputer Power, Ithaca
- Ujowundu CO, Kalu FN, Nwaoguikpe RN, Kalu OI, Ihejirika CE, Nwosunjoku EC, Okechukwu RI (2011) Biochemical and physical characterization of diesel petroleum contaminated soil in southeastern Nigeria. *Res J Chem Sci* 1(8):57–62
- Waring GL, Cobb NS (1992) The impact of plant stress on herbivore population dynamics. In: Bernays EA (ed) *Insect plant interactions*, vol IV. CRC Press, Boca Raton, pp 167–226
- Wyszkowski M, Sivitskaya V (2012) Changes in the content of organic carbon and available forms of macronutrients in soil under the influence of soil contamination with fuel oil and application of different substances. *J Elem* 17(1):139–148
- Wyszkowski M, Wyszkowska J (2005) Effect of enzymatic activity of diesel oil contaminated soil on the chemical composition of oat (*Avena sativa* L.) and maize (*Zea mays* L.). *Plant Soil Environ* 51(8):360–367
- Wyszkowski M, Ziółkowska A (2009) Effect of compost, bentonite and calcium oxide on content of some macro elements in plants from soil contaminated by petrol and diesel oil. *J Elem* 14(2):405–418
- Wyszkowski M, Wyszkowska J, Ziółkowska A (2004) Effect of soil contamination with diesel oil on yellow lupine yield and macroelements content. *Plant Soil Environ* 50(5):218–226
- Ziółkowska A, Wyszkowski M (2010) Toxicity of petroleum substances to microorganism and plants. *Ecol Chem Eng S* 17(1):73–82