

## Correction to: Spatial and Time Variability of Drought Based on SPI and RDI with Various Time Scales

Abdelaaziz Merabti<sup>1</sup> · Diogo S. Martins<sup>2</sup> ·  
Mohamed Meddi<sup>1</sup> · Luis S. Pereira<sup>3</sup>

Published online: 17 February 2018

© Springer Science+Business Media B.V., part of Springer Nature 2018

### Correction to: Water Resour Manage

<https://doi.org/10.1007/s11269-017-1856-6>

Due to an oversight, Figure 1 image and Figure 4 caption were incorrectly captured in the original publication. The correct Figure 1 image and Figure 4 caption are shown below.

---

The online version of the original article can be found at <https://doi.org/10.1007/s11269-017-1856-6>

✉ Luis S. Pereira  
lspereira@isa.ulisboa.pt; luis.santospereira@gmail.com


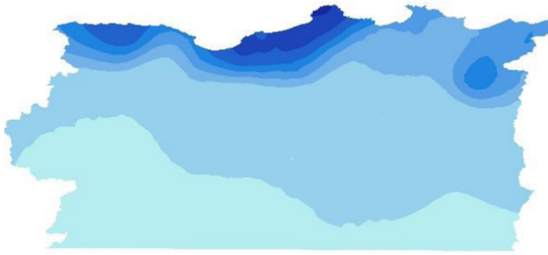
<sup>1</sup> Ecole Nationale Supérieure d'Hydraulique de Blida, Laboratoire GEE, Blida, Algeria

<sup>2</sup> Instituto Dom Luiz (IDL), Faculdade de Ciências, Universidade de Lisboa, Lisbon, Portugal


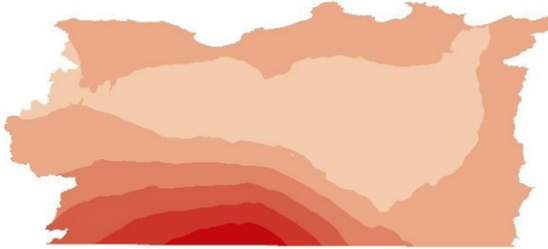
<sup>3</sup> LEAF - Linking Landscape, Environment, Agriculture and Food, Instituto Superior de Agronomia, Universidade de Lisboa, Lisbon, Portugal

Fig. 1 should read:

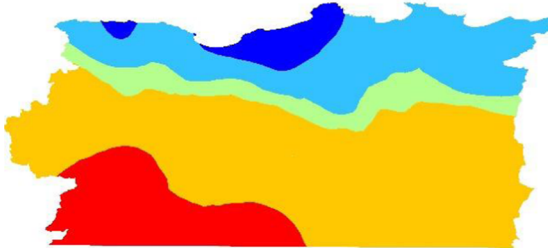
**a) Annual precipitation amount (mm)**



**b) Precipitation Concentration Index**



**c) Aridity Index**



The caption of Fig. 4 should read:

Fig. 4 Number of dryness and wetness events identified for each category referring to the rotated PC scores of RDI (■) and SPI (■) computed with the time-scales of 3, 6 and 12 months, 1980–2014