



Survival, growth and photochemical efficiency of silver fir seedlings produced with different technologies

Piotr Robakowski¹ · Tomasz Pietrzak¹ · Wojciech Kowalkowski¹ · Grzegorz Małecki¹

Received: 10 July 2020 / Accepted: 30 January 2021 / Published online: 17 February 2021
© The Author(s) 2021

Abstract

Forest tree seedling production technologies impact reforestation success determined with survival and quality of seedlings. Five *Abies alba* seedling production technologies were tested: (1) bare-root seedling, three years in the open (3/0); (2) bare-root seedling, two years under a shading net (40% of full light), a year in the open (2/g); (3) ball root seedling, two years under a shading net (40%), a year in the open (2/K); (4) bare-root seedling grown in an opening in a Norway spruce stand (3/Pic); (5) bare-root seedling, three years under Scots pine canopy (3/Pin). Silver fir seedlings acclimatized their growth rates to the common growing environment in relation to the seedling production technology used in the nurseries. The height and diameter at root collar were positively correlated with survival. The 3/Pic seedlings manifested the lowest survival and were lower than other seedlings in terms of height and photochemical efficiency. The needle photochemistry of seedlings growing two years in plantation was determined by their earlier acclimation to the nursery light conditions. The production technology determined the ability of *A. alba* seedlings to acclimatize to the natural environment. Ball root seedlings grown two years in shade and a year in the open (2/K) acclimatized better to the full light environment compared with bare-root seedlings produced in canopy shade, and they are likely more suitable to be planted after clearcutting.

Keywords *Abies alba* · Chlorophyll *a* fluorescence · Forest nursery · Growth · Photoinhibition

Introduction

Reforestation success can be increased by enhancement of seedling tolerance to biotic and abiotic stresses, using an appropriate seedling production technology that is concomitant with the species' ecological requirements (Brang et al. 2014; Ruotsalainen 2014; Batavia and Nelson 2016). Seedlings transferred from a nursery to a forest site are often threatened

✉ Piotr Robakowski
piotr.robakowski@up.poznan.pl

¹ Faculty of Forestry, Department of Silviculture, Poznan University of Life Sciences, Wojska Polskiego 71E, 60-625 Poznań, PL, Poland

by abrupt changes in light environment, extreme air temperatures, drought and/or deficit of nutrients, and by different biotic stressors (Rietveld 1989; Grossnickle 2005).

While methods of seedlings cultivation in forest nurseries are of pivotal importance for reforestation success, many other factors influence seedling performance after transplantation: provenance, climatological conditions, planting site, time and method of transplanting, root growth rates, and length of storage (South and Mexal 1984; Grossnickle 1988). Seedlings grown in a forest nursery acclimatize to the nursery climate and soil conditions. This initial acclimatization impacts growth and physiological performance of seedlings after being transferred from a nursery to a plantation, but the mechanisms of these processes and their relation with the seedling production technology have not been fully elucidated (Burdett 1990). This confrontation with the natural environmental conditions is usually stressful for seedlings that have been irrigated and fertilized in the nursery. To reduce transplant stress and to increase reforestation success, seedlings can be grown in the nursery in the conditions as similar as possible to those in which they will be planted (Kozlowsky and Pallardy 2002). According to the Target Plant Concept, more emphasis should be placed on how seedlings perform on the outplanting site rather than on nursery performance. The information from post-planting monitoring about limiting factors of growth, genetic criteria, stock type and outplanting techniques can be used to improve subsequent plant materials (Dumroese et al. 2016).

Reforestation success can be achieved by production of seedlings using pro-ecological methods while keeping in mind their species-specific ecological requirements, e.g. shade-tolerant species should be grown under the shade of a forest tree canopy or shading net (Barzdajn 2000; Puértolas et al. 2009). To ensure suitable water conditions and mycorrhizal associations, seedlings are produced with covered roots in ballots filled with forest soil and peat without fertilization or pesticides. Pro-ecological silver fir (*Abies alba* Mill.) seedling production technology has been successfully applied in a programme of silver fir restoration in the Sudety Mts., SW Poland that has been conducted since 1999 (Barzdajn 2000). Overall, the understanding of ecophysiological mechanisms associated with resistance to planting stress and early establishment in forests has been shown to improve reforestation success with different tree species, including silver fir (Burdett 1990; Margolis and Brand 1990; Robakowski et al. 2004; Oliet and Jacobs 2012).

In Poland, seedlings of shade-tolerant species such as *Abies alba*, *Fagus sylvatica* L. or *Picea abies* Karst. are occasionally produced under a canopy of mature forest trees, in managed forest conditions. For shade-tolerant species, which are more sensitive to high light and high temperature amplitudes compared with shade-intolerant species, a growth environment under a canopy of mature forest trees is more suitable than typical nurseries in open areas. On the other hand, the environment under a canopy of trees can be highly specific and heterogeneous depending on the main species in the canopy. Each monospecific or mixed stand forms a unique environment with specific microclimate, soil conditions and species composition (Hobbie et al. 2007; Mueller et al. 2015). For *Quercus petraea* (Matt.) Liebl., *Fagus sylvatica* L. and *Acer pseudoplatanus* L. grown six years under a Norway spruce canopy, however, growth parameters were not correlated to the light environment (Kazda et al. 2004).

Seedlings transferred from the undercanopy or from a shading tent to be planted in the open conditions will be more threatened by different stressors, especially photoinhibition compared with seedlings acclimated to full light in a nursery in open areas (Mohammed and Parker 1999; Naramoto et al. 2006). Excessive light energy can damage the leaf photosynthetic machinery, leading to a substantial decrease in maximum quantum yield of PS II photochemistry (F_v/F_m) and quantum yield of PS II in light (Φ_{PSII}) which are related to

seedling potential and effective photosynthetic performance. A reduction of $F_v/F_m < 0.8$ is regarded as a good indicator of photoinhibition, which decreases photosynthetic electron transfer rates and subsequently photosynthetic performance and growth of plants (Baker 2008; Krause et al. 2012; Ruban 2015; Kromdijk et al. 2016). Photoinhibition can be induced by high or low temperatures occurring together with high light. A reduction of F_v/F_m also occurs under drought, nutrient deficit, high salinity and other stressors (reviewed by Kalaji et al. 2016). In evergreen conifers, in winter, a transient decrease in F_v/F_m plays a photoprotective role under high light and low temperatures and can be regarded as an adaptive feature to photoinhibitory conditions (Adams III and Demming-Adams 1994; Adams et al. 2004; Robakowski 2005; Yamazaki et al. 2007; Ye et al. 2012).

Silver fir is an important forest tree for montane forest diversity and wood production. It is one of the most shade-tolerant European trees and is able to survive even under decades of deep shade but responds rapidly to a clearing in the canopy (Brzeziecki and Kienast 1994; Dobrowolska et al. 2017). Survival and growth during the first two years require a minimum of around 5% of incident irradiance. Five-year-old saplings may be found down to 8% of full light in natural stands, but under artificial shading and optimal watering and fertilization seedlings grew best at 18% and total biomass increases up to 100% in full light with high mass allocation to roots (Robakowski et al. 2003). Silver fir grows in a climate characterized by high air humidity and low temperature amplitudes. A mean annual rainfall of 700 mm limits its natural range in the north. The best growth occurs where mean annual rainfall exceeds 1500 mm and the mean annual temperature is about 9 °C (CABI 2005). *A. alba* does not tolerate minimum temperatures below -20 to -25 °C. Low temperatures in winter, spring frosts and water deficits are the main factors that determine the northern and eastern limits of its natural range. Such conditions occur in mountains and rarely in uplands of Central, Southern and Western Europe. In Poland, silver fir grows naturally in mountains and uplands, from 500 to 1100 m a.s.l. (Gostyńska-Jakuszczyńska 1972).

In European forests, silver fir dieback has been periodically observed since about 1500 (reviewed by Dobrowolska et al. 2017). Different reasons for the regression of silver fir have been identified such as air pollution (acid rains) (Elling et al. 2009), drought (Vitasse et al. 2019), browsing by ungulates (Häsler et al. 2008), low winter temperatures and late frosts (Robakowski and Wyka 2003), but also the use of clearcutting in mountainous forests (Dobrowolska and Bolibok 2019). There is evidence that forest management based on a clearcutting system is not suitable for the shade-demanding natural regeneration of silver fir. During the last decades, however, an improvement in conditions, larger annual increments of diameter at breast height and frequent natural regeneration of fir have been observed (Zawada 2001; Dobrowolska et al. 2017). Results of modelling of changes in natural occurrence range of silver fir under climate changes have suggested that it has a great potential to thrive under warmer climates in western and central Europe provided sufficient rainfall (Dyderski et al. 2018; Vitasse et al. 2019). The long-term positive prognoses for *A. alba* have encouraged foresters to reintroduce this species over its natural range, but also to plant silver fir into new sites (Bolibok and Dobrowolska 2016).

Since 1999, in the Polish Sudety Mts., a large programme of silver fir restoration has been implemented (Barzdajn 2000). The main aim of this project is to increase the silver fir share up to 20–25% in Sudety Mts. stands within 30 years. An important practical issue is to find a silver fir seedling production technology that will be the most suitable for artificial fir regeneration and have the highest reforestation success in the given site conditions.

Bare-root seedlings are more sensitive to handling practices of lifting, storage, transport and planting, and these practices can negatively affect their first-year survival and height. Ball root seedlings can have a higher level of field survival, which is related, in part, to

their greater drought tolerance potential, thereby overcoming planting stress. Once seedlings are established, bare-root and ball root seedlings have comparable field performance (Grossnickle and El-Kassaby 2015). Although different technologies of silver fir seedling production are applied in forest nurseries, there has not been evidence of how seedling production technology affects the ability of seedlings to acclimatize after being transferred from a nursery to a plantation. In the present study, we have compared five different technologies of silver fir seedling production when they are grown in plantation in an open area.

The choice of the most effective seedling production technology is necessary to improve cost–benefit outputs of silver fir restitution in the Sudety Mts. The seedling production technology linked with the Target Plant Concept is of great practical importance for producing and evaluating stock types, planting and coping with abiotic stressors, interacting with vegetation, and assuring sufficient survival in conditions that are not always consistent with silver fir ecological demands. We posited that seedlings that were grown with different technologies in nurseries and then planted in the open would not acclimatize to the new environment within two years after planting. The alternative hypothesis was that acclimatization of seedlings to the outplanting site conditions would override differences obtained from acclimatization to the nursery conditions.

The following hypotheses were tested: (1) Seedlings grown under the shade of the canopy will have lower growth rates and will be more sensitive to photoinhibition than seedlings produced in a nursery in open areas or grown two years under artificial shading and at least one year acclimated to full sunlight. (2) Bare-root seedlings will be characterized by lower growth and photosynthetic performance compared with ball root seedlings. The practical aim of our study was to indicate the most effective silver fir seedling production technology that would result in high growth dynamics, high photochemical performance and high reforestation success under the full light environment.

Nursery phase

Material

Cones were collected in the temporary seed stand of silver fir and seedlings were produced in the forest nurseries of Forest Division Międzyzylesie (50.149444°N, 16.666389°E) in the Sudety Mts., SW Poland (Table 1). The open nursery and shading tents were localized in Międzygórze (50.230833°N, 16.766667°E), the nursery under the *Pinus sylvestris* canopy in Idzików (8 km from Międzygórze) and the nursery under the canopy of *Picea abies* close to Nowa Wieś (3 km from Międzygórze and 11 km from Idzików). In Międzygórze nursery, seeds of silver fir were sown by hand in broadcast seeding in the open and in a polyethylene tunnel. Before sowing the substrate in tents was dug, fertilized and limed. In the open nursery, soil was cultivated with a rototiller, fertilized, rolled and then seedbeds were prepared. In both nurseries under shelterwood soil was cultivated with the rototiller, raked and seedbeds were manually prepared. In tunnel, at the initial stage of development, seedlings were irrigated 2–3 times a day within 10 min, and later twice a day within 5 min, depending on substrate moisture. In the nursery under the *Pinus sylvestris* canopy, at the early stage of development seedlings were manually watered on several occasions. In the other nurseries seedlings were not irrigated. In all the nurseries seedlings were fertilized with Hydrocomplex (12% N, 11% P, 18% K, 2.7% Mg and microelements, 200 kg ha⁻¹)

Table 1 The localization and conditions of *Abies alba* seedling production using five stock types (seedling production technologies) in Forest Division “Międzyzlesie”

Stock type	Relief/localization	Type of soil/substrate	Light conditions
3/Pic	Mid slope, NW exposure/Mountainous Fresh Forest, nursery in a gap of <i>Picea abies</i> stand	Brown soil	65% of full sun light, side shade of <i>Picea abies</i> stand
3/Pin	Flat/undercanopy <i>Pinus sylvestris</i> nursery, Mixed Mountainous Fresh Forest	Brown soil	35–40% of full sun light, under the <i>Pinus sylvestris</i> canopy
2/K	Flat/shading net, open nursery	Brown soil, peat and perlite (50%) / forest soil and sawdusts (50%)	2 years under a shading net (40% of full light), a year in full sun light
2/g	Flat/shading net, open nursery	Brown soil	2 years under a shading net (40% of full light), a year in full sun light
3/0	Flat/open nursery	Brown soil	Full sun light

3/Pic–bare-root seedling, three years in an opening in a *Picea abies* stand (65% of full light); 3/Pin–bare-root seedling, three years under a *Pinus sylvestris* canopy (35–40% of full light); 2/K–ball seedling, two years under a shading net (40% of full light), one year in Kosterkiewicz’ ballot in the open; 2/g–bare-root seedling, two years under a shading net (40% of full light), a year in the open; 3/0–bare-root seedling, three years in an open nursery

and fungicides Topsin and Granuflo were applied. Weeding was done 3–4 times in spring and in summer. In November 2014, in tunnel there were 510, in the open nursery 304, under the *Pinus sylvestris* canopy 105 and under the *Picea abies* canopy 118 seedlings m^{-2} . In April 2016, seedlings grown in tunnel were transplanted into Kosterkiewicz' ballot filled with peat and compost (1:1). The Kosterkiewicz' ballot is made from a thick plastic film and it has the shape of cuboid (5/5/17 cm). Seedlings in Kosterkiewicz' ballots were irrigated in dry weather conditions twice a day within 10 min. Prior to transplanting to the experimental plot, seedlings were grown under the nursery conditions for three years. Five seedling production technologies were applied (Table 1): (1) bare-root seedling, three years in the open nursery (3/0); (2) bare-root seedling, three years under the *Pinus sylvestris* canopy (canopy openness 30%) (3/Pin); (3) bare-root seedling, three years in opening in a Norway spruce (*Picea abies* Karst.) stand (canopy openness 65%) (3/Pic); (4) bare-root seedling, two years under a shading net (40% of full sunlight), a year in the open (2/g); (5) ball-root seedling, two years under a shading net (40%), a year in Kosterkiewicz' ballot in the open (2/K).

Outplanting phase

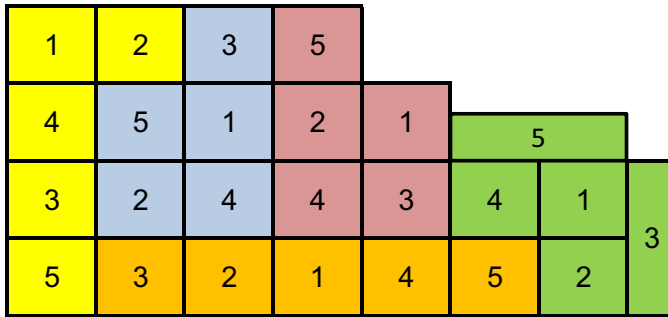

Study area

The experimental area is situated close to the village “Janowice Wielkie” (50.8822° N, 15.9217° E), Forest Division “Śnieżka”, in the Sudety Mts., in the massif “Rudawy Janowickie”, SW Poland. In 2016, a stand of Scots pine (*Pinus sylvestris* L.) with a Norway spruce (*Picea abies* Karst.) and birch (*Betula pendula* Roth.) admixture was clear-cut, wood was removed and a 1-ha study area was established and fenced to protect against browsing by ungulates. The topography of the study terrain is flat and the type of soil is acid brown. In the depth 5–10 cm *pH* of soil was 4.5, in 50 cm *pH* was 4.2, and in 1 m *pH* was 4.1. The climate is typical for submountainous elevations. The long-term mean annual temperature is 7 °C. The mean temperature of the vegetative season is between 12–13 °C. In January, February and March the mean 24 h temperature does not go below – 3 °C. The annual precipitation is 742 mm. The highest precipitation occurs in July (142 mm) and the lowest in January and September (33 mm).

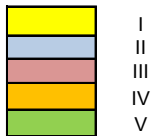
Experimental design

In March 2017, the three-year-old seedlings were planted with a mattock in a 2-m grid (2500 seedlings per ha). The 1-ha open experimental plot was fenced to protect fir seedlings against browsing by ungulates. Seedlings were planted in a completely randomized block design with 5 blocks and within each block there were 5 seedling production technologies (Fig. 1). In each block 100 seedlings per seedling production technology were planted (5 blocks \times 5 technologies \times 100 seedlings = 2500 seedlings).

Climate conditions and soil moisture Air temperature and air relative humidity were monitored using three Hobo Pro data loggers installed at 30 cm above ground (OnSet Computers, Pocasset, MA, USA). Precipitation was measured with a pluviometer connected to an Em50 data logger (Decagon Devices, Inc., Pullman, WA, USA). Volumetric soil moisture



Blocks:



Seedling production technology:

- 1 3/0 bare-root seedling, three years in the open nursery
- 2 3/Pin bare-root seedling, three years under the *Pinus sylvestris* (L.) canopy
- 3 3/Pic bare-root seedling, three years in opening in a Norway spruce (*Picea abies* Karst.) stand
- 4 2/g bare-root seedling, two years under a shading net, a year in the open
- 5 2/K ball-root seedling, two years under a shading net, a year in Kosterkiewicz' ballot in the open

Fig. 1 The layout of the experiment

was continuously measured at three soil depths: 15, 30 and 50 cm with 10HS soil moisture sensors (Decagon Devices, Inc., Pullman, WA, USA). The meteorological data and soil moisture were recorded every 20 min from April 2017 to October 2019.

Methods

Growth measurements and assessment of seedling survival

In September 2017 and 2018, the height (*h*) and diameter at root collar (*d*) of all seedlings were measured. The degree of slenderness was calculated as the ratio *h/d*, which is an indicator of tolerance to damage by wind and snow. In September 2018, two years after planting, to assess seedling survival, the percentage of live seedlings per block by seedling production technology was calculated. At the same time, the number of seedlings with

needle discolouration and/or root collar damage by insects was also noted. Discolouration was observed on current lateral shoots and less frequently on a leader shoot damaged by the late frosts.

Needle structure

In August 2018, needles of the latest flush of growth were weighed, and their projected area was measured with a calibrated scanner (Epson, STD 4800) equipped with WinSeedle™ software (Regent Instruments, Inc., Canada). Then, needles were dried at 65 °C for a week and dry mass weighed. Water content in needles was determined by subtracting needle dry mass from needle fresh mass, and these values were normalized by dry mass. Leaf mass-to-area ratio (LMA) was also calculated according to the equation: $LMA = \text{Needles dry mass (g)} / \text{Exposable needles area (m}^2\text{)}$.

Pulse-modulated chlorophyll *a* fluorescence

At the beginning of September 2018, pulse-modulated chlorophyll *a* fluorescence was measured using the Fluorescence Monitoring System (FMS 2, Hansatech, Norfolk, UK) operating in an online mode. Needle samples (3 needles per seedling) were collected from the last (upper) whorl from 5 seedlings per block and treatment. The fiber optic light tube encased in a light-tight chamber was inserted onto the leaf clip and the upper side of needles was exposed to modulated measuring light of $0.05 \mu\text{mol m}^{-2} \text{s}^{-1}$. After reading the minimum fluorescence yield F_0 , a saturating 0.7 s pulse of light ($\text{PPF} = 15.300 \mu\text{mol m}^{-2} \text{s}^{-1}$) was delivered to measure maximum fluorescence yield (F_m). The measurements were taken at ambient temperature, 20 to 23 °C, which was monitored during the fluorescence measurements using a thermocouple installed in the clip. Subsequently, needles in the clip were illuminated with actinic light of $350 \mu\text{mol m}^{-2} \text{s}^{-1}$ using an inbuilt halogen lamp until steady-state fluorescence (F_s) was reached. Then, a 0.7 s saturating pulse was switched on and maximum light-adapted fluorescence (F'_m) determined. The quantum yield of PS II was calculated by FMS 2 software as: $\Phi_{\text{PSII}} = (F'_m - F_s) / F'_m$ (Genty et al. 1989; Maxwell and Johnson 2000).

Monitoring of maximum quantum yield of PS II

The maximum quantum yield of PS II photochemistry (F_v/F_m , where $F_v = F_m - F_0$ is variable fluorescence, F_m is maximum fluorescence yield, and F_0 is minimum fluorescence yield) was monitored on 13 occasions in 2 blocks (blocks II and III, Fig. 1) from April 2018 to May 2019. The needles of 5 randomly selected seedlings per block and per treatment were collected from the top whorl of the seedling, wrapped in moist paper and enclosed in Eppendorf tubes. Prior to measurements, the needle samples were adapted to dark for 0.5 h at ambient temperature and then arranged tightly and stuck on self-adhesive transparent tape and introduced into a clip to fill its entire aperture. Chlorophyll *a* fluorescence was measured using the Plant Efficiency Analyser (PEA, Hansatech, Norfolk, UK). The time of

the fluorescence measurement was 1 s and PPF (photosynthetic photons flux) of the continuous red light-inducing fluorescence kinetics in needles was $2800 \mu\text{mol m}^{-2} \text{s}^{-1}$.

Statistical analyses

A one-way ANOVA ($P \leq 0.05$) with 5 levels (seedling production technologies) and 5 blocks was applied according to the following statistical model: $y_{ij} = \mu + A_i + R_j + e_{ij}$, where y_{ij} —the observation, μ —the general mean value based on all observations, A_i —the effect of i^{th} seedling production technology ($i = 1, 2, \dots, t$), R_j —the effect of j^{th} block ($j = 1, 2, \dots, b$), and e_{ij} —the error, which is assumed to be independent and normally distributed with mean zero and constant variance. The mean values were calculated for each seedling production technology in each block and then the above model was used for height, diameter and survival of seedlings. The block effect on fluorescence data and LMA was not significant, thus the one-way ANOVA was applied following the model: $y_{ij} = \mu + A_i + e_{ij}$, where y_{ij} represents the j -th observation ($j = 1, 2, \dots, n_i$) on the i -th treatment ($i = 1, 2, \dots, k$ levels), μ is the common effect for the whole experiment, A_i represents the i -th effect of seedling production technology, and e_{ij} represents the random error present in the j -th observation on the i -th seedling production technology. Prior to the ANOVA, the normality and homogeneity of data were checked using Shapiro–Wilk’s and Levene’s tests, respectively. Data that did not fulfil the ANOVA conditions were log-transformed, and the percentage values of survival were transformed using the Bliss’ function: $\arcsin\sqrt{p/100}$. When the effect of seedling production technology was significant, Duncan’s a posteriori test was applied to compare the mean values ($\alpha = 0.05$, α —level of significance).

The logistic model: $y = \frac{1}{1 + e^{-\frac{x-a}{b}}}$ was fitted to the values of probability of survival and diameter at root collar or height of seedlings (y —probability of survival; x —diameter at root collar or height of seedling; a , b —fitted parameters). The values of Pearson’s coefficients of correlation (r) between climatic parameters, soil volumetric water content and fluorescence parameters were calculated.

Results

Meteorological parameters

Meteorological parameters were analysed from April 2018 to May 2019, the same period when chlorophyll a fluorescence was monitored (Table 2). Monthly sums of photosynthetic photon flux density ($PPFD_{\text{sum}}$) were highest in spring and summer 2018 and lowest in winter 2018/19 (Table 2). Mean monthly temperature (T_{mean}) varied from -2.9 °C in January 2019 to 19.4 °C in August 2018. The amplitudes between the maximum monthly temperature value (T_{max}) and minimum monthly temperature (T_{min}) were greatest in winter and spring 2019, but they were also high in spring and summer 2018. The mean monthly relative air humidity (RH_{mean}) did not decrease below 72%, but the minimum monthly relative humidity (RH_{min}) decreased at times to 19% suggesting that air drought might affect plants in August and September 2018. Monthly sums of precipitation were threefold higher in May 2019 than in May 2018. Precipitation achieved the lowest values in August 2018 and November 2018 when the height growth of silver fir was finished (Table 2). Monthly mean

Table 2 Monthly sums of photosynthetic photon flux density (PPFD), air temperature, air humidity and volumetric soil water content when measurements of chlorophyll *a* fluorescence were conducted

Date	PPFD _{sum} (mmol m ⁻² month ⁻¹)	T _{mean} (±SE, °C)	T _{min} –T _{max} (°C)	RH _{mean} (±SE, %)	RH _{min} (%)	Monthly sums of precip. (mm)	VWC (%)
April 2018	–	12.2±0.3	–6.5–32.5	75±0.9	26	–	26.3±0.5
May 2018	1204	14.9±0.3	–2.3–33.2	77±0.8	29	51	26.0±0.7
Jun 2018	1032	17.2±0.3	1.0–36.9	78±0.8	29	71	24.7±0.6
July 2018	1195	18.1±0.3	–0.6–38.8	77±0.9	20	91	26.0±1.6
August 2018	892	19.4±0.3	–1.3–41.0	73±0.9	19	25	21.4±1.3
September 2018	624	13.4±0.3	–5.6–36.1	81±0.8	19	61	24.8±1.5
October 2018	424	9.5±0.3	–6.9–27.4	82±0.7	32	76	26.1±1.8
November 2018	191	3.2±0.2	–11.4–20.2	91±0.5	33	25	28.9±0.3
December 2018	62	0.9±0.1	–10.0–10.2	96±0.2	54	100	30.1±1.0
January 2019	106	–2.9±0.2	–17.3–5.8	95±0.2	62	81	30.1±2.1
February 2019	308	0.5±0.2	–15.4–19.5	89±0.6	27	38	30.1±1.5
March 2019	475	5.2±0.2	–6.8–26.9	82±0.6	28	46	30.8±0.5
April 2019	886	8.4±0.3	–8.3–31.6	73±0.8	22	43	29.1±0.7
May 2019	851	9.9±0.3	–6.3–29.9	84±0.7	33	152	30.6±0.9

T_{mean}—mean monthly temperature, T_{min}—minimum monthly temperature, T_{max}—maximum monthly temperature, RH_{mean}—mean monthly relative humidity, RH_{min}—minimum monthly relative humidity, VWC—volumetric soil water content at 15 cm, SE—standard error. Maximum monthly relative humidity (RH_{max}) was 100% each month

volumetric soil water content at 15 cm (VWC) varied from approximately 21% (minimum 18%) in August 2018 to 30% (maximum 31%) in winter and spring 2019. At 50 cm VWC varied slightly from 27 to 33%.

Survival of seedlings

Survival was assessed in September 2018. The seedling production technologies can be classified from the highest to the lowest survival of seedlings in the following order: 2/K > 2/g > 3/Pin > 3/0 > 3/Pic. The highest percent of dead seedlings was in 3/Pic, and there were no significant differences among the other treatments in Duncan's test (Table 3). The percentage survival of silver fir seedlings was positively related to the mean values per block of d and h , indicating that seedlings of a larger size manifested higher survival than small ones (Fig. 2a, b). The h/d ratio (a degree of slenderness) was not related to survival ($r=0.032$, n.s.). Red or brown needles discolouration of lateral shoots of dead seedlings indicated damages by the late frosts. At root collar of dead and some live seedlings we observed damages by *Hylobius abietis* L. Adult insects of these species were found in summer 2018. Around 20% of seedlings were damaged by the late frosts and insects independently of the seedling production technology.

Growth and leaf structure of seedlings

In September 2017 (year of transplanting) and 2018, the mean values of d depended on the seedling production technology (Table 4, Fig. 3a). In 2017, the mean d was highest in 2/K and 2/g (6.5 ± 1.4 and 6.6 ± 1.1 mm, respectively), and did not differ among 3/Pin, 3/Pic and 3/0 ($\approx 5.4 \pm 1.1$ mm). A year later, 2/K and 2/g seedlings again had the highest mean d (8.2 ± 1.8 , 7.8 ± 1.6 mm, respectively), but 2/K did not differ from 3/Pin and 2/g, and the lowest mean d , in 2/Pic (6.6 ± 1.9 mm) did not significantly differ from 3/0. The differences in mean values of h among the seedling production technologies were significant in

Table 3 Percentage survival (mean \pm SD) of *Abies alba* seedlings grown in forest nurseries using one of five methods. Survival was assessed in September 2018. 3/Pic—bare-root seedling, three years in an opening in a *Picea abies* stand (65% of full light); 3/Pin—bare-root seedling, three years under a *Pinus sylvestris* canopy (35–40% of full light); 2/K—ball seedling, two years under a shading net (40% of full light), one year in Kosterkiewicz' ballot in the open; 2/g—bare-root seedling, two years under a shading net (40% of full light), a year in the open; 3/0—bare-root seedling, three years in an open nursery

Technology of seedlings production	Mean percent survival (\pm SD)
3/Pic	67 \pm 10a
3/Pin	84 \pm 6b
2/K	92 \pm 4b
2/g	90 \pm 6b
3/0	81 \pm 13b
$F_{4, 16} = 6.3$	$P = 0.003$

Percentage values were transformed with the Bliss function prior to one-way ANOVA. Df —degrees of freedom; F —value of Snedecor's function; P —probability. The same letters indicate that the mean values are not different in Duncan's a posteriori test at $\alpha=0.05$

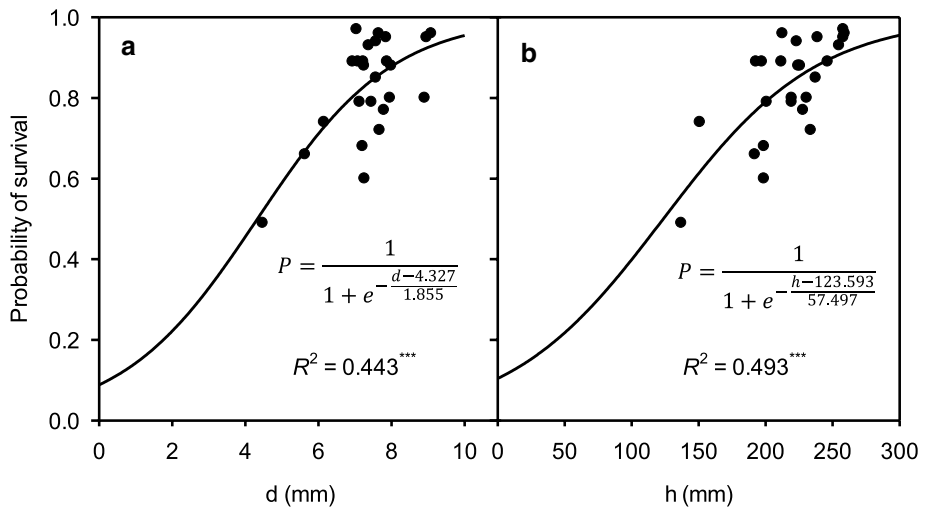


Fig. 2 The logistic regressions: probability of survival vs. stem diameter at root collar (a), probability of survival vs. height (b). Silver fir seedlings were prepared with one of five technologies in forest nurseries. Each point represents the value of survival probability per seedling production technology per block. Equations of logistic regression, coefficients of determination (R^2) with probability (***) ($P < 0.001$) are shown. d —diameter at root collar; h —height

2018 (Table 4, Fig. 3b). The 2/K and 3/Pin seedlings showed the higher mean values of h (241 ± 72 , 225 ± 77 mm, respectively) compared with 2/Pic (196 ± 63 mm), and 2/g and 3/0 (213 ± 70 , 223 ± 76 mm, respectively) did not differ significantly from the other technologies. In 2017, there were significant differences in h/d with the lowest value of this ratio in 2/g (23 ± 6), but in 2018 the differences in the h/d ratio were not significant. When all treatments were pooled, in 2017 the mean $h/d = 28 \pm 8$, and in 2018, $h/d = 30 \pm 10$ (Table 4, Fig. 3c).

After two seasons of growing in the plantation, bare-root seedlings acclimated one (2/g) or three (3/0) years to full sunlight showed higher values of LMA (175 ± 7 , 175 ± 5 g m⁻², respectively) than those acclimated to the environment created by the Scots pine (159 ± 4 g m⁻²) or Norway spruce (162 ± 4 g m⁻²) stands (3/Pin, 3/Pic) and the root-ball seedlings 2/K (160 ± 5 g m⁻²) ($F_{4,96} = 2.68$, $P = 0.036$) (Fig. 4).

Quantum yield of PS II photochemistry

At the beginning of August 2018, the treatments did not differ in F_v/F_m ($P = 0.523$). The mean values of this parameter were approximately 10% lower than the optimum value = 0.84 (Björkman and Demmig 1987; Lüttge et al. 2003) independent of the seedling production technology. In contrast, Φ_{PSII} depended on the acclimation of seedlings to the growing conditions in nursery ($F_{4,84} = 3.16$, $P = 0.018$). The mean value of Φ_{PSII} was higher in 2/g (0.15 ± 0.01 , mean \pm SE) than in 3/Pin (0.13 ± 0.01) and 3/Pic (0.11 ± 0.01). The mean value of Φ_{PSII} in 3/Pic was lower than in 3/0 (0.13 ± 0.01). The 2/K seedlings did not differ from the others (0.12 ± 0.01) (Fig. 5).

Table 4 Results of the one-way analysis of variance (ANOVA) for diameter at root collar (d), height (h) and degree of slenderness (h/d) of *Abies alba* seedlings prepared with one of five technologies: 3/Pic–bare-root seedling, three years in an opening in a *Picea abies* stand; 3/Pin–bare-root seedling, three years under a *Pinus sylvestris* canopy (3/Pin); 2/K–ball seedling, two years under a shading net, one year in Kosterkiwicz’ ballot in the open; 2/g–bare-root seedling, two years under a shading net, a year in the open; 3/0–bare-root seedling, three years in an open nursery. SPT–seedling production technology; *Df*–degrees of freedom; SS–sum of squares; MS–mean sum of squares; *F*–value of Snedecor’s function; *P*–probability

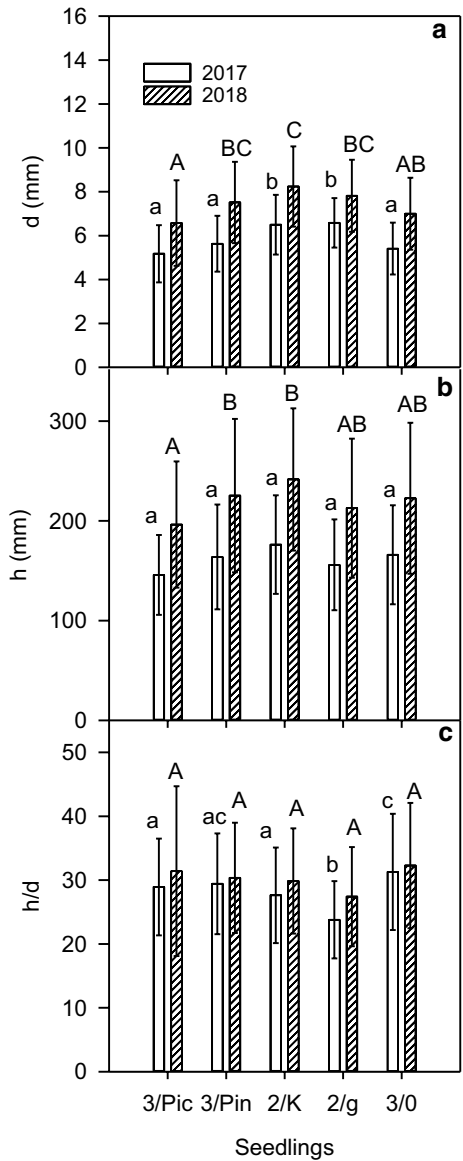
Year	Parameter	Effect	<i>Df</i>	SS	MS	<i>F</i>	<i>P</i>
2017	d	SPT	4	8.453	2.113	5.318	0.006
		Block	4	3.179	0.795	1.999	0.143
		Error	16	6.359	0.397		
		Total	24	17.99			
	h	SPT	4	2419.099	604.775	2.404	0.093
		Block	4	2585.805	646.451	2.570	0.078
		Error	16	4024.581	251.536		
		Total	24	9029.484			
	h/d	SPT	4	26.828	6.707	2.953	0.053
		Block	4	156.566	39.142	17.233	< 0.001
		Error	16	36.341	2.271		
		Total	24	219.735			
2018	d	SPT	4	7.949	1.987	6.644	0.002
		Block	4	10.114	2.528	8.453	0.001
		Error	16	4.786	0.299		
		Total	24	22.849			
	h	SPT	4	8337.342	2084.336	4.323	0.015
		Block	4	6338.626	1584.656	3.287	0.038
		Error	16	7713.813	482.113		
		Total	24	22,389.78			
	h/d	SPT	4	53.184	13.296	1.830	0.172
		Block	4	62.061	15.515	2.135	0.124
		Error	16	116.258	7.266		
		Total	24	231.504			

Differences are significant at $P \leq 0.05$ (in bold)

Seasonal evolution of maximum quantum yield of PS II photochemistry

The seedling production technology had little effect on seedling photosynthetic performance. In April 2018, a year since the planting, the effect of the seedling production technology on F_v/F_m was significant according to the one-way ANOVA ($F_{4,45} = 4.81$, $P = 0.003$). The mean values of F_v/F_m were higher in 3/0, 2/g and 2/K (≈ 0.8) than in 3/Pic and 3/Pin (0.669 and 0.700) (Fig. 6a). In May 2019, 3/0 seedlings showed the lowest F_v/F_m . On all other occasions, there were no significant differences in F_v/F_m among the seedling production technologies. The time-course of F_v/F_m was driven by seasonal changes in air temperature and light. In May 2018, a remarkable decrease in F_v/F_m up to ≈ 0.600 was observed independently of the seedling production technology

Fig. 3 **a** Stem diameter at root collar **d**, **b** height **h** and **c** degree of slenderness (h/d) (means \pm SD) of silver fir seedlings grown in forest nurseries using one of five technologies. The same letters (2017–small letters, 2018–capital letters) above columns indicate that the mean values do not differ among the seedling production technologies in Duncan’s *post-hoc* test at $\alpha=0.05$ (in 2017 $n=2397$, in 2018 $n=2050$). 3/Pic–bare-root seedling, three years in an opening in a *Picea abies* stand; 3/Pin–bare-root seedling, three years under a *Pinus sylvestris* canopy; 2/K–ball seedling, two years under a shading net, one year in Kosterkiewicz’ ballot in the open; 2/g–bare-root seedling, two years under a shading net, a year in the open; 3/0–bare-root seedling, three years in an open nursery. For ANOVA results see Table 3



which was probably due to the late frosts. In June and July 2018 this index increased to 0.770 and then in August, under low *RH* (Table 2), it diminished to ≈ 0.720 , and in September 0.660. In January, February and March 2019 it was in the range between 0.513 and 0.545. The greatest decrease in F_v/F_m of 55% was in 2/g in January 2019, but a recovery of 97% was also seen in these seedlings in May 2019. In April and May 2019, together with increasing air temperature, a partial recovery of F_v/F_m was noticed.

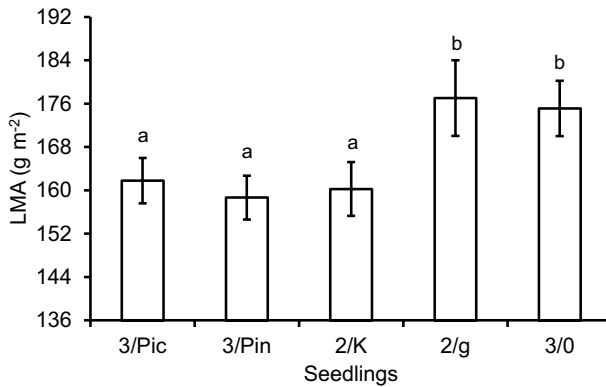
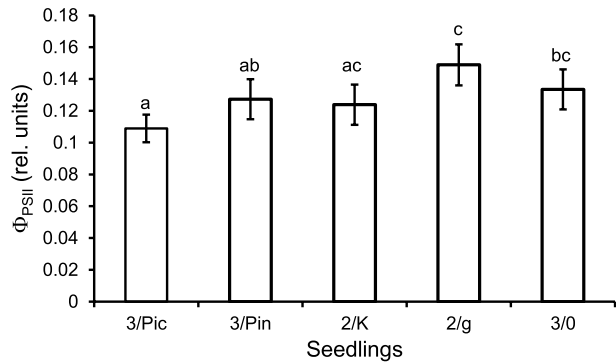


Fig. 4 The leaf mass-to-area ratio (LMA, means \pm SE) of *Abies alba* seedlings prepared with one of five seedling production technologies in forest nurseries prior to planting. Needle samples were collected from seedlings in the second growing season, in August 2018. The same letters above columns indicate that the mean values do not differ among the methods of seedling production in Duncan’s *post-hoc* test at $\alpha=0.05$ ($n=25$, n –number of replicates per treatment). For abbreviations, see the caption of Fig. 1

Fig. 5 Quantum yield of PS II efficiency (Φ_{PSII} , means \pm SE) measured in *Abies alba* needles illuminated a priori with actinic light (PPF = 350 $\mu\text{mol m}^{-2} \text{s}^{-1}$) after stabilization of steady state fluorescence (F_s). The same letters above columns indicate that the mean values do not differ among the seedling production technologies in Duncan’s *post-hoc* test at $\alpha=0.05$ ($n=25$). For abbreviations, see the caption of Fig. 1



The lowest recovery of F_v/F_m was recorded in 3/0 (0.68). F_0 did not differ among the seedling production technologies but varied seasonally. Low air temperatures increased F_0 , and higher temperatures, inversely (Table 5, Fig. 6b). F_m varied seasonally and on two occasions significantly depended on the seedling production technology (Table 5, Fig. 6c). F_v/F_m was positively correlated with ΣPPFD , T_{mean} , T_{min} , T_{max} , in the window of 10 days before fluorescence measurements, and negatively with RH_{min} , whereas F_0 was negatively correlated with light and temperature. F_v/F_m was negatively correlated with F_0 (Table 5). Effects of climate conditions on seedling photosynthetic performance overrode effects of the seedling production technology.

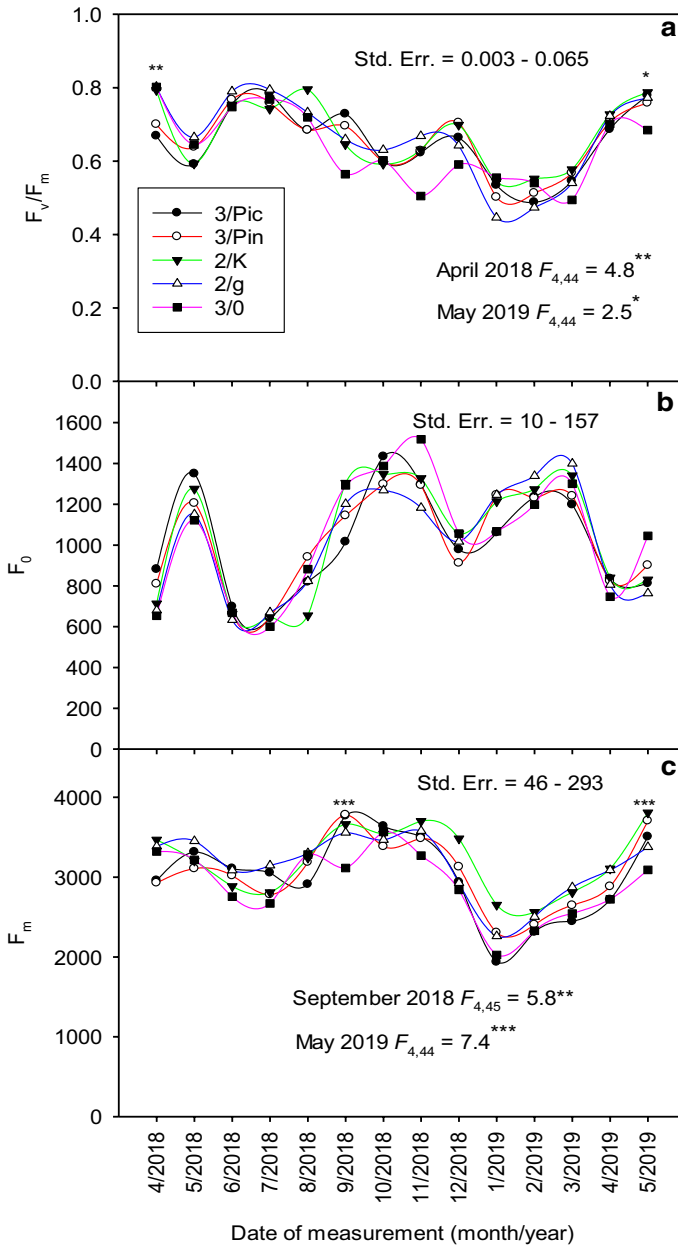


Fig. 6 Time-course of maximum quantum yield of PSII photochemistry (F_v/F_m), basic fluorescence yield (F_0) and maximum fluorescence yield (F_m) monitored in needles of *Abies alba* seedlings grown in forest nurseries using one of five technologies during 3 years and planted in the open (means, $n=10$). Results of one-way ANOVA at $p \leq 0.05$ are shown. The significant differences among mean values in Duncan's test within the date of fluorescence measurements are marked with asterisks (***) $P < 0.001$)

Table 5 The values of Pearson’s coefficients of correlation between climatic parameters, soil volumetric water content and fluorescence parameters. Chlorophyll *a* fluorescence was measured each month from 20 May 2018 to 20 May 2019 ($n = 50$, $n =$ number of seedlings used for measurements each month)

	Σ PPFD	T_{mean}	T_{min}	T_{max}	Σ Precip	RH_{mean}	RH_{min}	VWC	F_v/F_m	F_0	F_m
F_v/F_m	0.65*	0.78**	0.75**	0.71**	0.59*	n.s	-0.72**	n.s	-	-0.86***	n.s
F_0	-0.55*	-0.61*	-0.61*	n.s	n.s	n.s	n.s	n.s	-0.86***	-	n.s
F_m	n.s	n.s	n.s	n.s	n.s	n.s	n.s	-0.57*	n.s	n.s	-

All climatic parameters were calculated as the mean or sum values from 10 days before the date of chlorophyll *a* fluorescence measurements. Σ PPFD—sum of the values of photosynthetic photon flux density ($\text{mmol m}^{-2} \text{day}^{-1}$); T_{mean} —mean air temperature ($^{\circ}\text{C}$); T_{min} —minimum air temperature in 10 days before the date of fluorescence measurements ($^{\circ}\text{C}$); T_{max} —maximum air temperature in 10 days before the date of fluorescence measurements ($^{\circ}\text{C}$); Σ Precip—sum of precipitation (mm); RH_{mean} —mean relative humidity (%); RH_{min} —minimum relative humidity (%); VWC—mean volumetric soil water content at 15 cm (%); F_v/F_m —maximum quantum yield of PSII photochemistry; F_0 —basic fluorescence yield; F_m —maximum fluorescence yield. (***) $P < 0.001$; n = 12, n—number of pairs of values)

Discussion

Survival, growth and leaf structure

The results supported the hypothesis that production technologies affected survival, growth and to a lesser extent the quantum yield of PS II efficiency of silver fir seedlings planted in clear cut plantations. There was evidence that survival of seedlings depended on their size: thicker and taller seedlings showed higher survival overall than those with smaller dimensions. This is consistent with the results of Grossnickle and El-Kassaby (2015) that showed that in many instances where plant competition is the main limiting site variable, larger-sized bare-root and ball root stock types have the best chance for successful stand establishment. There has been evidence that root morphology and physiology influence survival and performance of seedlings in nursery and in outplanting conditions (Davis and Jacobs 2005). Proportion of root systems to shoots, root system area and length as well as root growth potential, carbohydrate content, nutrient and water storage in roots are tied with seedlings performance and can influence the speed with which seedlings overcome planting stress, thereby ensuring successful seedlings establishment (Grossnickle 2012). In our experiment, the distance between seedlings was 2 m and there was no strong competition with other plant species, thus this was not an important factor affecting growth and survival. We suspect that larger seedlings were more tolerant to the late frosts, having their growing point above the cold air lying on the ground in spring. Likely, they had stored more resources, which gave them an advantage over smaller seedlings under stressed conditions. The highest number of dead seedlings and the smallest mean d and h were noticed in 3/Pic.

In our experiment the seedling production technology was crucial for early survival of seedlings. Our results are, however, only partly in accordance with the results of studies of other species. Survival of *Pinus palustris* (Mill.), where bare-root seedlings increased proportionally to d . In contrast, survival of container-grown *P. palustris* seedlings suddenly decreased when $d=10$ mm and root-bound index ($d/\text{container cell diameter}$) was greater than 27% (South et al. 2005). In some studies, survival of seedlings has also been positively correlated with biomechanical traits such as stem tissue and leaf density and stem toughness, and it mirrors a trade-off between an investment of resources to growth, biomechanical traits and physiological mechanisms of defence against stressors (Alvarez-Clare and Kitajima 2007; Seiwa 2007).

In the present experiment, silver fir seedlings just began to acclimatize to the common growing environment although the differences among the seedling production technologies supported the hypothesis that the seedlings' growth was determined by pre-acclimatization to the nursery conditions where they were grown for three years. In earlier studies, in a two-year pot experiment, we found that in general, the amplitude of responses of silver fir to changing irradiance (phenotypic plasticity) was smaller than that recorded for broad-leaved species. Under the canopies of different tree species, however, the artificial regeneration of fir showed significant growth and physiological plasticity (Robakowski et al. 2003, 2004). In our present study, all seedlings were grown in the open, thus these shade- and full-light acclimated, bare- and ball root seedlings were exposed to the same stressors, such as high irradiance, high amplitudes of air temperature (especially late frosts) and water deficiency. Significant differences in survival and growth parameters in response to these stressors resulted from the interaction of the species-specific phenotypic plasticity of silver fir and initial acclimatization of seedlings to the nursery growth conditions.

In our experiment, the differences in LMA indicated that the needle structure acclimated to the light environments in the nurseries and it was unchanged during two seasons in plantation. The low LMA suggested that seedlings were acclimated to shade and might suffer from photoinhibition caused by high light when grown under full sun. On a global scale, plants with lower LMA are more efficient at light interception and net CO₂ assimilation rates per unit leaf dry mass than those with the higher LMA (Wright et al. 2004). An increased LMA was observed in plants better-adapted to the high light environment (Ellsworth and Reich 1992; Le Roux et al. 1999; Evans and Poorter 2001). Our earlier results suggest that silver fir seedlings with higher LMA were better acclimated to the full light environment, and thus had an advantage over those with lower LMA growing before transplantation in a nursery under a canopy shade (Robakowski et al. 2003, 2004).

On the other hand, in the present study, 2/K seedlings with high survival and growth performance had also low LMA. This can be explained by the fact that roots of seedlings grown in Kosterkiewicz's ballots had better and more stable microclimatic, nutritional and mycorrhizal conditions for growth compared with bare-root seedlings grown one or three years in full light (2/g, 3/0). A better developed and protected root system gave them an advantage over bare-root seedlings when grown in a full light environment and may compensate for the photoinhibitory stress in needles; however, the physiological mechanism of this compensation is unclear (Grossnickle 2005). It can be suggested that in our experiment ball root seedlings had a higher root growth potential compared with bare-root seedlings (Ritchie and Dunlap 1980).

Quantum yield of PS II photochemistry

In August, in the second growth season from planting, Φ_{PSII} depended on the seedling production technology. Shade acclimated seedlings showed lower Φ_{PSII} than those grown at least one season in the open. The 3/Pic treatment showed the lowest Φ_{PSII} compared with the other technologies. This may result from acclimation to shade and soil conditions of growth in the gaps of the Norway spruce stand. In a fifty-year experiment, Binkley and Valentine (1991) have shown that the Norway spruce soil is more acidic and contains less than half the quantity of exchangeable Ca²⁺, Mg²⁺ and K⁺ in the 0–15-cm depth compared with the green ash soil. The decline in these cations under spruce crowns was accompanied by higher concentrations of exchangeable Al³⁺, which could be toxic for silver fir seedlings, as seen in the 3/Pic treatment (Boudot et al. 1993).

F_v/F_m did not depend on the seedling production technology, except for April 2018 and May 2019, and seasonally varied concurrently with air temperature and light. A remarkable depression of F_v/F_m was observed in all treatments during winter and in early spring, which was linked with the winter low temperatures and the late frosts and can be attributed to winter photoinhibition (Adams et al. 2004; Demmig-Adams and Adams III 2006). A decrease in F_v/F_m was associated with increasing F_0 , which can be interpreted as photoinhibitory damage due to the degradation of protein D1 in the reaction centres of PS II under low temperatures and high light. Decreasing F_m values were related to enhanced non-photochemical quenching via the xanthophyll cycle indicating photoprotection (Pospíšil et al. 1998; Yamazaki et al. 2007; Walter et al. 2011). In winter, lower F_m values can be also due to a reduction of needle chlorophyll concentration, which protects the photosynthetic machinery against excessive energy (Robakowski 2005). The seasonal decrease of F_v/F_m in silver fir seedlings found in our study can be regarded as transient photoinhibition which plays a photoprotective role at low temperatures and high light (Adams et al. 2004).

Conclusions

The seedling production technology affects survival, growth and to a lesser extent PS II photochemical efficiency of silver fir seedlings growing in plantation. The seedling production technologies tested in our study can be classified from the most suitable for planting of seedlings under the full light environment in the following order: 2/K > 2/g > 3/0 > 3/ Pin > 3/Pic. Only bare-root seedlings acclimated to the *Picea abies* canopy shade had significantly lower survival and overall performance compared with those growing at least one season in the open or under the canopy of *Pinus sylvestris*. The 2/K seedling production technology was the most suitable for planting fir seedlings in the full light environment. Although some models predict that silver fir will find favourable conditions and will increase its natural occurrence range in the future climate regime, in local environmental conditions even within its natural range, the species may be threatened by stressors eliminating up to 50% of seedlings within two years depending on the seedling production technology.

Acknowledgements We would like to warmly thank Prof. W. Barzdajn for his help. We thank the State Forests Holding, Poland, for financial support. The publication is co-financed within the framework of Ministry of Science and Higher Education programme as “Regional Initiative Excellence” in years 2019–2022, project number 005/RID/2018/19.

Open Access This article is licensed under a Creative Commons Attribution 4.0 International License, which permits use, sharing, adaptation, distribution and reproduction in any medium or format, as long as you give appropriate credit to the original author(s) and the source, provide a link to the Creative Commons licence, and indicate if changes were made. The images or other third party material in this article are included in the article’s Creative Commons licence, unless indicated otherwise in a credit line to the material. If material is not included in the article’s Creative Commons licence and your intended use is not permitted by statutory regulation or exceeds the permitted use, you will need to obtain permission directly from the copyright holder. To view a copy of this licence, visit <http://creativecommons.org/licenses/by/4.0/>.

References

- Adams WW III, Demming-Adams B (1994) Carotenoid composition and down regulation of photosystem II in three conifer species during the winter. *Physiol Plantarum* 92:451–498
- Adams WW III, Zarter CR, Ebbert V, Demmig-Adams B (2004) Photoprotective strategies of overwintering evergreens. *Bioscience* 54:41–49
- Alvarez-Clare S, Kitajima K (2007) Physical defence traits enhance seedling survival of neotropical tree species. *Funct Ecol* 21:1044–1054
- Baker NR (2008) Chlorophyll fluorescence: a probe of photosynthesis in vivo. *Annu Rev Plant Biol* 59:89–113. <https://doi.org/10.1146/annurev.arplant.59.032607.092759>
- Barzdajn W (2000) Strategia restytucji jodły pospolitej (*Abies alba* Mill.) w Sudetach. [Strategy of silver fir (*Abies alba* Mill.) regeneration in Sudety Mts]. *Sylwan* 2:63–77 (in Polish)
- Batavia Ch, Nelson MP (2016) Conceptual ambiguities and practical challenges of ecological forestry: a critical review. *J For* 114(5):572–581. <https://doi.org/10.5849/jof.15-103>
- Binkley D, Valentine D (1991) Fifty-year biogeochemical effects of green ash, white pine, and Norway spruce in a replicated experiment. *For Ecol Manage* 40:13–25
- Björkman O, Demmig B (1987) Photon yield of O₂ evolution and chlorophyll fluorescence characteristics at 77 K among vascular plants of diverse origins. *Planta* 170:489–504
- Bolibok L, Dobrowolska D (2016) Potencjalny zasięg klimatyczny jodły (*Abies alba* Mill.) w Polsce Potencjalny climatic range for *Abies alba* Mill. in Poland. *Sylwan* 160:519–528
- Boudot JP, Becquer T, Merlet D, Rouiller J (1993) Aluminium toxicity in declining forests: general overview with a seasonal assessment. *Ann For Sci* 51:27–51
- Brang P, Spathelf P, Larsen JB et al (2014) Suitability of close-to-nature silviculture for adapting temperate European forests to climate change. *Forestry* 87(4):492–503.

- Brzeziński B, Kienast F (1994) Classifying the life history strategies of trees on the basis of the Grimian model. *For Ecol Manage* 69:167–187
- Burdett AN (1990) Physiological processes in plantation establishment and the development of specifications for forest planting stock. *Can J For Res* 20:415–427. <https://doi.org/10.1139/x90-059>
- Centre for Agriculture and Biosciences International (2005) *Abies alba* In: *Forestry Compendium*, Global Edition. Wallingford, UK: CAB International
- Davis AS, Jacobs DF (2005) Quantifying root system quality of nursery seedlings and relationship to out-planting performance. *New Forest* 30:295–311.
- Demmig-Adams B, Adams W III (2006) Photoprotection in an ecological context: the remarkable complexity of thermal energy dissipation. *New Phytol* 172:11–21.
- Dobrowolska D, Bolibok L (2019) Is climate the key factor limiting the natural regeneration of silver fir beyond the northeastern border of its distribution range? *For Ecol Manage* 439:105–121. <https://doi.org/10.1016/j.foreco.2019.02.040>
- Dobrowolska D, Bončina A, Klumpp R (2017) Ecology and silviculture of silver fir (*Abies alba* Mill.): A review. *J For Res* 22:326–335. <https://doi.org/10.1080/13416979.2017.1386021>
- Dumroese RK, Landis TD, Pinto JR, Haase DL, Wilkinson KW, Davis AS (2016) Meeting forest restoration challenges: Using the target plant concept. *Reforesta* 1:37–52
- Dyderski MK, Paź S, Frelich LE, Jagodziński AM (2018) How much does climate change threaten European forest tree species distributions? *Global Change Biol* 24(3):1150–1163
- Elling W, Dittmar C, Pfaffelmoser K, Rötzer T (2009) Dendroecological assessment of the complex causes of decline and recovery of the growth of silver fir (*Abies alba* Mill.) in Southern Germany. *For Ecol Manage* 257:1175–1187
- Ellsworth DS, Reich PB (1992) Leaf mass per area, nitrogen content and photosynthetic carbon gain in *Acer saccharum* seedlings in contrasting forest light environments. *Funct Ecol* 6:423–435
- Evans JR, Poorter H (2001) Photosynthetic acclimation of plants to growth irradiance: the relative importance of specific leaf area and nitrogen partitioning in maximizing carbon gain. *Plant, Cell Environ* 24:755–767
- Genty B, Briantais J-M, Baker NR (1989) The relationship between the quantum yield of photosynthetic electron transport and quenching of chlorophyll fluorescence. *Biochim et Biophys Acta* 990:87–92
- Gostyńska-Jakuszczyńska M (1972) Jodła pospolita (*Abies alba* Mill.), w: Atlas rozmieszczenia drzew i krzewów w Polsce. Silver fir (*Abies alba* Mill.), in: Atlas of distribution of trees and shrubs in Poland K. Browicz (ed.). PWN, Warszawa, Poznań.
- Grossnickle SC (1988) Planting stress in newly planted jack pine and white spruce. 2 Changes in tissue water potential components. *Tree Physiol* 4:85–97
- Grossnickle SC (2005) Importance of root growth in overcoming planting stress. *New Forest* 30:273–294. <https://doi.org/10.1007/s11056-004-8303-2>
- Grossnickle SC (2012) Why seedlings survive: influence of plant attributes. *New Forest* 43:711–738. <https://doi.org/10.1007/s11056-012-9336-6>
- Grossnickle SC, El-Kassaby YA (2015) Bareroot versus container stocktypes: a performance comparison. *New Forest*. <https://doi.org/10.1007/s11056-015-9476-6>
- Häsler H, Senn J, Edwards J (2008) Light-dependent growth responses of young *Abies alba* to simulated ungulate browsing. *Funct Ecol* 22(1):48–57. <https://doi.org/10.1111/j.1365-2435.2007.0>
- Hobbie SE, Ogdahl M, Chorover J et al (2007) Tree species effects on soil organic matter dynamics: the role of soil cation composition. *Ecosystems* 10:999–1018. <https://doi.org/10.1007/s10021-007-9073-4>
- Kalaji HM, Jajoo A, Oukarroum A (2016) Chlorophyll a fluorescence as a tool to monitor physiological status of plants under abiotic stress conditions. *Acta Physiol Plant* 38:102. <https://doi.org/10.1007/s11738-016-2113-y>
- Kazda M, Salzer J, Schmid I, von Wrangell Ph (2004) Importance of mineral nutrition for photosynthesis and growth of *Quercus petraea*, *Fagus sylvatica* and *Acer pseudoplatanus* planted under Norway spruce canopy. *Plant Soil* 264:25–34. <https://doi.org/10.1023/B:PLSO.0000047715.95176.63>
- Kozłowski TT, Pallardy SG (2002) Acclimation and adaptive responses of woody plants to environmental stresses. *Bot Rev* 68:270. [https://doi.org/10.1663/0006-8101\(2002\)068\[0270:AAAROW\]2.0.CO;2](https://doi.org/10.1663/0006-8101(2002)068[0270:AAAROW]2.0.CO;2)
- Krause GH, Winter K, Matsubara S (2012) Photosynthesis, photoprotection, and growth of shade-tolerant tropical tree seedlings under full sunlight. *Photosynth Res*. <https://doi.org/10.1007/s1120-012-9731-z>
- Kromdijk J, Głowacka K, Leonelli L et al (2016) Improving photosynthesis and crop productivity by accelerating recovery from photoprotection. *Science* 354(6314):857–860
- Lauriano JA, Ramalho JC, Lidon FC, Cématos M (2006) Mechanisms of energy dissipation in peanut under water stress. *Photosynthetica* 44(3):404–410

- Le Roux X, Sinoquet H, Vandame M (1999) Spatial distribution of leaf weight per area and leaf nitrogen content in relation to local radiation regime within an isolated tree crown. *Tree Physiol* 19:181–188
- Lüttge U, Berg A, Fetene M, Nauke P, Dirk P, Beck E (2003) Comparative characterization of photosynthetic performance and water relations of native trees and exotic plantation trees in Ethiopian forest. *Trees* 17(1):40–50
- Margolis MA, Brand DG (1990) An ecophysiological basis for understanding plantation establishment. *Can J For Res* 20:375–390
- Maxwell K, Johnson NG (2000) Chlorophyll fluorescence—a practical guide. *J Exp Bot* 51:659–668
- Mohammed G, Parker W (1999) Photosynthetic acclimation in eastern hemlock [*Tsuga canadensis* (L.) Carr.] seedlings following transfer of shade-grown seedlings to high light. *Trees* 13:117–124.
- Mueller KE, Hobbie SE, Chorover J et al (2015) Effects of litter traits, soil biota, and soil chemistry on soil carbon stocks at a common garden with 14 tree species. *Biogeochemistry* 123(3):313–327.
- Naramoto M, Katahata S, Mukai Y, Kakubari Y (2006) Photosynthetic acclimation and photoinhibition on exposure to high light in shade-developed leaves of *Fagus crenata* seedlings. *Flora* 201(2):120–126. <https://doi.org/10.1016/j.flora.2005.04.008>
- Oliet JA, Jacobs DF (2012) Restoring forests: Advances in techniques and theory. *New Forest* 43:535–541. <https://doi.org/10.1007/s11056-012-9354-4>
- Pospíšil P, Skotnica J, Nauš J (1998) Low and high temperature dependence of minimum F0 and maximum F(M) chlorophyll fluorescence in vivo. *Biochim Biophys Acta Bioenerg* 1363:95–99. [https://doi.org/10.1016/S0005-2728\(97\)00095-9](https://doi.org/10.1016/S0005-2728(97)00095-9)
- Puértolas J, Benito LF, Peñuelas JL (2009) Effects of nursery shading on seedling quality and post-planting performance in two Mediterranean species with contrasting shade tolerance. *New For* 38:295–308. <https://doi.org/10.1007/s11056-009-9148-5>
- Rietveld WJ (1989) Transplanting stress in bareroot conifer seedlings: Its development and progression to establishment. *Northern J Appl Forestry* 6(3):99–107. <https://doi.org/10.1093/njaf/6.3.99>
- Ritchie GA, Dunlap JR (1980) Root potential, its development and expression in forest tree seedlings. *NZJ For Sci* 10(10):218–248
- Robakowski P, Monpied P, Dreyer E (2003) Plasticity of morphological and physiological traits in response to different levels of irradiance in seedlings of silver fir (*Abies alba* Mill.). *Trees* 17:431–441
- Robakowski P, Wyka T (2003) Acclimation of silver fir (*Abies alba* Mill.) seedlings to irradiance conditions under canopies of different tree species in Sudety Mts. *Polish J Ecol* 51(3):323–337
- Robakowski P, Wyka T, Samardakiewicz S, Kierzkowski D (2004) Growth, photosynthesis, and needle structure of silver fir (*Abies alba* Mill.) seedlings under different canopies. *For Ecol Manage* 201:211–227
- Robakowski P (2005) Susceptibility to low-temperature photoinhibition in three conifers differing in successional status. *Tree Physiol* 25:1151–1160
- Ruban AV (2015) Evolution under the sun: optimizing light harvesting in photosynthesis. *J Exp Bot* 66:7–23. <https://doi.org/10.1093/jxb/eru400>
- Ruotsalainen S (2014) Increased forest production through forest tree breeding. *Scand J For Res* 29:333–344. <https://doi.org/10.1080/02827581.2014.926100>
- Seiwa K (2007) Trade-offs between seedling growth and survival in deciduous broadleaved trees in a temperate forest. *Ann Bot* 99(3):537–544
- South DB, Harris SW, Barnett JP, Hains MJ, Gjerstada DH (2005) Effect of container type and seedling size on survival and early height growth of *Pinus palustris* seedlings in Alabama, USA. *For Ecol Manage* 204(2–3):385–398
- South DB, Mexal JG (1984) Growing “the best” seedling for reforestation success. Alabama Agricultural Experimental Station, Auburn University, Forestry Departmental Series 12:1–11
- Vitasse Y, Bottero A, Rebetez M et al (2019) What is the potential of silver fir to thrive under warmer and drier climate? *Eur J For Res*. <https://doi.org/10.1007/s10342-019-01192-4>
- Walter J, Nagy L, Hein R, Rascher U, Beierkuhnlein C, Willner E, Jentsch A (2011) Do plants remember drought? Hints towards a drought-memory in grasses. *Environ Exp Bot* 71:34–40
- Wright IJ, Reich PB, Westoby M, Ackerly DD, Baruch Z, Bongers F, Cavender-Bares J, Chapin T, Cornelissen JHC, Diemer M et al (2004) The worldwide leaf economics spectrum. *Nature* 428:821–827
- Yamazaki J-Y, Tsuchiya S, Nagano S, Maruta E (2007) Photoprotective mechanisms against winter stresses in the needles of *Abies mariesii* grown at the tree line on Mt. Norikura in Central Japan *Photosynthetic* 45:547–554. <https://doi.org/10.1007/s11099-007-0094-1>
- Ye Z-P, Robakowski P, Suggett DJ (2012) A mechanistic model for the light response of photosynthetic electron transport rate based on light harvesting properties of photosynthetic pigment molecules. *Planta*. <https://doi.org/10.1007/s00425-012-1790-z>

Zawada J (2001) Przyrostowe objawy rewitalizacji jodły w lasach Karpat i Sudetów oraz wynikające z nich konsekwencje hodowlane Growth symptoms of fir revitalization in the Carpathian and Sudety forests and its silvicultural consequences. *Forest Research Papers A* 922:79–101

Publisher's Note Springer Nature remains neutral with regard to jurisdictional claims in published maps and institutional affiliations.