

The Northern ω -Scorpiid Meteoroid Stream: Orbits and Emission Spectra

Francisco A. Espartero¹ · José M. Madiedo^{1,2}

Received: 2 December 2015 / Accepted: 7 July 2016 / Published online: 9 July 2016
© Springer Science+Business Media Dordrecht 2016

Abstract We analyze the activity of the Northern ω -Scorpiid meteor shower between 2010 and 2012. For this purpose we have employed an array of low-lux CCD video cameras and spectrographs deployed at different astronomical observatories in Spain. As a result of our survey, the atmospheric trajectory and radiant position of 11 of these meteor events were obtained. The tensile strength and orbital parameters of the progenitor meteoroids have been also calculated. The calculated orbital data and the behaviour of these meteoroids in the atmosphere are compatible with an asteroidal origin of this stream. In addition, we discuss a unique emission spectrum recorded for one of these meteors. This is, to our knowledge, the first North ω -Scorpiid spectrum discussed in the scientific literature, and it has provided information about the chemical nature of the meteoroid and the progenitor body.

Keywords Meteorites · Meteoroids · Meteors

1 Introduction

Between the end of May and mid June, meteor and fireball activity from the Scorpiid-Sagitariid complex can be noticed. One of the streams belonging to this meteoroid complex is the North ω -Scorpiids, which was previously designated by some authors as the ω -Scorpiids (Jenniskens 2006). The North ω -Scorpiid shower is included in the IAU working list of meteor showers with the code 66 NSC (<http://www.astro.amu.edu.pl/~jopek/MDC2007/>). Its activity period goes from May 23 to June 15 with a maximum around June

✉ José M. Madiedo
madiedo@cica.es

¹ Facultad de Ciencias Experimentales, Universidad de Huelva, 21071 Huelva, Spain

² Departamento de Física Atómica, Molecular y Nuclear. Facultad de Física, Universidad de Sevilla, 41012 Seville, Spain

1st. At its peak activity, its zenithal hourly rate (ZHR) is of around 5 (Kronk 1988). Previous observations of this shower were reported by Sekanina (1973, 1976) and Lindblad (1971a, b). The Apollo-type orbit found for NSC meteoroids let Drummond to propose 1862 Apollo as the parent asteroid of this meteor shower (Drummond 1981). However, this association was discarded, and nowadays Asteroid 1996 JG is included among the potential parent bodies of this stream (Jenniskens 2006).

In this paper we analyze a series of NSC meteor and fireball events recorded over Spain between 2010 and 2012. The orbit of the corresponding meteoroids was calculated and the tensile strength of these particles has been estimated. In addition the emission spectrum of a bright NSC meteor is presented and analyzed. This spectrum has provided some information about the likely nature of the progenitor body of the North ω -Scorpiids.

2 Instrumentation and Methods

An array of low-light CCD video cameras (models 902H and 902H Ultimate, manufactured by Watec Co.) was employed to obtain meteor atmospheric trajectories and meteoroid orbits by triangulation. These devices operated at sites listed in Table 1 in the framework of the Spanish Meteor Network (SPMN). Each station employed between 4 and 12 cameras, and the field of view covered by each device ranged from 62×50 to $14 \times 11^\circ$, approximately. A detailed description of these systems can be found in (Madiedo and Trigo-Rodríguez 2008; Madiedo et al. 2010, 2013a). The reduction of the images recorded by these cameras was performed with the AMALTHEA software (Madiedo et al. 2013b), which was developed by the second author and calculates atmospheric trajectories and meteoroid orbits by following the methods described in Ceplecha (1987).

To obtain meteor emission spectra, holographic diffraction gratings were attached to the lens of some of the above-mentioned Watec cameras. These had 500 or 1000 grooves/mm, depending on the device. The configuration of these slitless vide spectrographs is explained in (Madiedo 2014). The NSC spectrum recorded in the framework of this spectroscopic survey was analyzed with the CHIMET software, which was also developed by the second author (Madiedo et al. 2013a).

3 Observations and Results

Optimal weather conditions in the South of Spain during most of the months of May and June favoured the monitoring of meteor activity related to the NSC meteoroid stream between 2010 and 2012. In total, 11 double-station NSC meteor trails were imaged in the

Table 1 Geographical coordinates of the meteor observing stations involved in this work

Station #	Station name	Longitude (W)	Latitude (N)	Altitude (m)
1	Sevilla	5°58'50"	37°20'46"	28
2	Cerro Negro	6°19'35"	37°40'19"	470
3	El Arenosillo	6°43'58"	37°06'16"	40
4	Huelva	6°56'11"	37°15'10"	25
5	Observatorio de Sierra Nevada (OSN)	3°23'05"	37°03'51"	2896
6	La Hita	3°11'00"	39°34'06"	674

time period from May 23 to June 15, with absolute magnitudes M ranging from 1.5 to -8.5 . These are listed in Table 2, where their SPMN code is given for identification. The photometric mass m_p of these events ranges from 0.32 to 41 g. As in previous papers (see e.g. Madiedo et al. 2014a), this mass has been calculated from the lightcurve of each event and by using the luminous efficiency given by Ceplecha and McCrosky (1976). Ten additional single-station meteors with good alignment with the position of the NSC radiant were recorded, although these were not taken into consideration since no atmospheric trajectory or orbital data could be derived from them. For meteor SPMN060610, whose peak brightness was equivalent to mag. -8.5 ± 0.5 , the emission spectrum was recorded by one videospectrograph located at station #5 in Table 1 (Sierra Nevada). Table 2 also shows the main parameters of the atmospheric path of these double-station meteors: the beginning and ending height of the meteor (H_b and H_e , respectively), the pre-atmospheric velocity (V_∞) the geocentric velocity (V_g). The right ascension α_g and declination δ_g of the geocentric radiant (J2000) are also listed. The orbital parameters derived for the progenitor meteoroids are included in Table 3. This table also lists the calculated value of the Tisserand parameter T_J and the orbital period P of these particles. The association of these meteoroids with the NSC stream, whose orbit was taken from Sekanina (1976) and is also listed in Table 3, was performed on the basis of the Southworth and Hawkins D_{SH} criterion (Southworth and Hawkins 1963). This criterion remains below the usually accepted cut-off value of 0.15 (Lindblad 1971a, b). Table 3 also shows the orbital elements of Asteroid 1996 JG, the potential parent body of the stream. The aphelion distance of this asteroid is $Q = 2.99$ AU (Jenniskens 2006).

One emission spectrum resulted from our spectroscopic survey. Thus, on 6 June 2010 a videospectrograph operating at Sierra Nevada imaged the emission spectrum of the mag. -8.5 ± 0.5 NSC meteor with code 060610. The spectral response of this device is shown in Fig. 3 in (Madiedo et al. 2014b). As in previous works, the signal was processed with the CHIMET by following the procedure explained in (Madiedo et al. 2013a). The emission lines produced by the Na doublet at 588.9 nm and the Mg triplet at 516.7 nm were employed to calibrate this spectrum in wavelength by using typical metal lines appearing in meteor spectra. This spectrum is shown in Fig. 1, which includes the main contributions by following the multiplet numbering proposed by Moore (1945). The observed features are blends of several lines. The most prominent contributions correspond to Mg I-2 (centred at 516.7 nm) and several Fe I multiplets, such as Fe I-5 (centred at 367.9 nm), Fe I-42 (centred at 420.2 nm), Fe I-41 (centred at 441.5 nm) and Fe I-15 (centred at 526.9 nm).

4 Discussion

4.1 Meteoroid Strength

We have estimated the toughness of meteoroids belonging to the NSC stream by analyzing the flares exhibited the meteors produced by these particles. Only two of the meteors discussed in this work exhibited such flares (events 060610 and 270512 in Table 2). These flares occur as a consequence of the sudden fragmentation of the meteoroids in the atmosphere when the aerodynamic pressure becomes larger than the meteoroid strength. This aerodynamic pressure P is given by the following equation:

Table 2 Atmospheric trajectory and radiant data (J2000) for the 11 NSC meteor events discussed here

Meteor code	Date and time (UTC) ± 0.1 s	$M \pm 0.5$	m_p (g)	H_b (km)	H_c (km)	α_g ($^\circ$)	δ_g ($^\circ$)	Z ($^\circ$)	V_∞ (km s $^{-1}$)	V_g (km s $^{-1}$)
010610b	1 June 2010 2 h54 min13.7 s	-0.5	2.2 \pm 0.3	97.3	77.5	246.71 \pm 0.12	-12.0 \pm 0.1	57.8	22.1 \pm 0.3	19.3 \pm 0.3
020610a	2 June 2010 1 h00 min38.1 s	1.0	0.67 \pm 0.07	96.2	82.7	248.47 \pm 0.10	-17.0 \pm 0.1	50.5	23.0 \pm 0.3	20.2 \pm 0.3
020610b	2 June 2010 1 h38 min47.6 s	1.5	0.41 \pm 0.04	94.5	83.2	246.78 \pm 0.08	-11.9 \pm 0.1	49.7	22.2 \pm 0.3	19.4 \pm 0.3
030610	3 June 2010 0 h23 min19.2 s	-2.0	5.1 \pm 0.5	95.9	75.3	249.01 \pm 0.09	-11.8 \pm 0.2	45.8	22.7 \pm 0.3	19.8 \pm 0.3
060610	6 June 2010 23 h18 min42.0 s	-8.5	41 \pm 5	98.5	50.7	251.76 \pm 0.09	-10.9 \pm 0.1	42.5	22.1 \pm 0.4	19.0 \pm 0.4
070610a	7 June 2010 3 h05 min21.8 s	-5.0	9.9 \pm 1.2	97.6	71.2	255.81 \pm 0.13	-16.8 \pm 0.1	61.3	23.8 \pm 0.4	21.2 \pm 0.4
070610b	7 June 2010 5 h17 min21.5 s	-3.0	5.8 \pm 0.6	99.5	76.3	253.26 \pm 0.23	-17.7 \pm 0.2	82.0	22.6 \pm 0.4	20.0 \pm 0.4
010611	1 June 2011 0 h50 min57.4 s	1.5	0.32 \pm 0.03	99.3	87.6	248.45 \pm 0.10	-11.3 \pm 0.1	45.6	22.7 \pm 0.3	19.8 \pm 0.3
050611	5 June 2011 23 h41 min02.8 s	0.5	0.81 \pm 0.08	98.4	80.2	250.35 \pm 0.11	-15.8 \pm 0.2	50.1	22.4 \pm 0.4	19.4 \pm 0.5
270512	27 May 2012 0 h03 min42.1 s	-6.0	15.2 \pm 1.8	96.3	72.6	246.31 \pm 0.06	-13.0 \pm 0.1	47.2	24.1 \pm 0.4	21.3 \pm 0.4
300512	30 May 2012 1 h19 min00.7 s	-2.5	6.1 \pm 0.7	95.2	78.0	243.74 \pm 0.08	-12.5 \pm 0.2	49.3	22.1 \pm 0.4	19.2 \pm 0.4

M Absolute magnitude, m_p photometric mass, H_b and H_c beginning and ending height of the luminous phase, respectively, α_g , δ_g right ascension and declination of the geocentric radiant, Z zenith distance of the apparent radiant, V_∞ , V_g observed preatmospheric, and geocentric velocities, respectively

Table 3 Orbital elements (J2000) for the meteors discussed in the text

Object	a (AU)	e	i (°)	Ω (°) $\pm 10^{-5}$	ω (°)	q (AU)	P (Yr)	T_J	D_{SH}
010610	1.96 \pm 0.05	0.665 \pm 0.011	5.9 \pm 0.2	70.37943	263.17 \pm 0.18	0.657 \pm 0.004	2.75	3.56 \pm 0.06	0.02
020610a	1.98 \pm 0.06	0.685 \pm 0.011	3.2 \pm 0.1	71.25175	266.95 \pm 0.13	0.623 \pm 0.003	2.79	3.52 \pm 0.07	0.02
020610b	2.04 \pm 0.06	0.673 \pm 0.012	6.0 \pm 0.2	71.28754	261.50 \pm 0.13	0.666 \pm 0.004	2.91	3.47 \pm 0.07	0.03
030610	2.01 \pm 0.06	0.677 \pm 0.012	6.6 \pm 0.2	72.19630	263.79 \pm 0.18	0.649 \pm 0.003	2.85	3.49 \pm 0.07	0.02
060610	1.97 \pm 0.08	0.659 \pm 0.017	6.9 \pm 0.2	75.98340	261.36 \pm 0.19	0.672 \pm 0.004	2.78	3.55 \pm 0.09	0.07
070610a	1.99 \pm 0.07	0.704 \pm 0.014	4.3 \pm 0.2	76.12725	271.02 \pm 0.20	0.588 \pm 0.005	2.81	3.49 \pm 0.08	0.02
070610b	1.98 \pm 0.06	0.684 \pm 0.014	3.2 \pm 0.2	76.20891	266.39 \pm 0.36	0.628 \pm 0.007	2.81	3.51 \pm 0.07	0.02
010611	1.88 \pm 0.05	0.664 \pm 0.012	6.9 \pm 0.2	70.05239	266.62 \pm 0.18	0.633 \pm 0.004	2.59	3.65 \pm 0.07	0.03
050611	2.00 \pm 0.09	0.673 \pm 0.017	4.0 \pm 0.2	74.78615	263.13 \pm 0.23	0.655 \pm 0.005	2.84	3.51 \pm 0.09	0.03
270512	1.93 \pm 0.08	0.697 \pm 0.015	6.2 \pm 0.2	65.93607	271.47 \pm 0.18	0.586 \pm 0.004	2.69	3.55 \pm 0.09	0.03
300512	2.02 \pm 0.09	0.672 \pm 0.017	5.3 \pm 0.2	68.86180	260.85 \pm 0.12	0.671 \pm 0.005	2.93	3.46 \pm 0.09	0.04
NSC	1.943	0.671	6.8	65.9	265.4	0.639	2.70	3.57	—
1996JG	1.802	0.661	5.2	63.370	269.733	0.610	2.42	3.77	—

The orbit of Asteroid 1996 JG (Jenniskens 2006) and the nominal orbit for the NSC stream (Sekamina 1976) have been also indicated. The Tisserand parameter with respect to Jupiter (T_J) and the value of the D_{SH} Southworth and Hawkins criterion are also listed

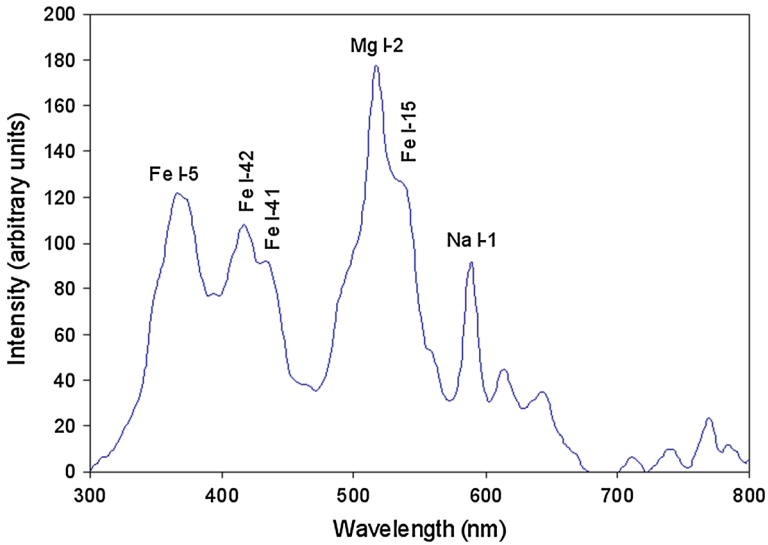


Fig. 1 Calibrated emission spectrum of the 060610 NSC meteor, integrated along the atmospheric path of the event. The most relevant *lines* have been indicated

$$P = \rho_{\text{atm}} \cdot v^2 \tag{1}$$

where v is the velocity of the meteoroid and ρ_{atm} the atmospheric density at the corresponding height. We have obtained the atmospheric density by employing the US standard atmosphere model (U.S. Standard Atmosphere 1976). The flare is produced by the fast ablation of tiny fragments produced during this fragmentation, which are delivered to the thermal wave in the fireball’s bow shock. According to this approach, the critical pressure under which the fragmentation takes place can be used as an estimation of the tensile strength of the meteoroid (Trigo-Rodríguez and Llorca 2006).

Table 4 shows the tensile strength estimated from Eq. (1) for the parent meteoroids of events 060610 and 270512, and also the corresponding meteor velocity and break-up height. According to this analysis, the strength of NSC meteoroids ranges from $(2.6 \pm 0.2) \times 10^{-2}$ MPa for the 270512 event to $(1.1 \pm 0.1) \times 10^{-1}$ MPa for the 606010 meteor. These values are lower than the average strength inferred for meteoroids belonging to the Geminid stream $[(2.2 \pm 0.2) \times 10^{-1}$ MPa] (Trigo-Rodríguez and Llorca 2006) whose generally accepted parent body is asteroid (3200) Phaethon. But when compared with cometary streams with a similar entry velocity, these values are similar to the average $(8.5 \pm 0.3) \times 10^{-2}$ MPa strength found for the α -Capricornids (Madiedo et al. 2014c), higher than the average $(4.2 \pm 0.3) \times 10^{-2}$ MPa strength found for the Camelopardalids (Madiedo et al. 2014d) and also higher than the typical 10^{-3} MPa strength found for the October Draconids (Trigo-Rodríguez et al. 2013). So, from the calculated strength values we cannot clearly conclude whether the NSC stream has an asteroidal or a cometary origin.

Table 4 Aerodynamic pressure for the flare exhibited by NSC meteors

Meteor code	Height (km)	Velocity (km s ⁻¹)	Aerodynamic pressure (MPa)
060610	61.5 ± 0.5	21.5 ± 0.5	$(1.1 \pm 0.1) \times 10^{-1}$
270512	73.4 ± 0.5	23.9 ± 0.5	$(2.6 \pm 0.2) \times 10^{-2}$

4.2 Meteor Heights

Figure 2 can be employed to analyze the dependence of the beginning and terminal heights of the NSC meteors with the mass of their progenitor meteoroid. With respect to the terminal point of the luminous trajectory, the experimental data in this plot reveals that, as expected, H_e decreases with the logarithm of the photometric mass of the meteoroid. However, the initial height H_b is practically constant and remains in the level between 95 and 100 km for the mass range considered here. This situation for H_b is similar to that found for the asteroidal Geminid meteoroids, and different to the behaviour exhibited by cometary meteoroids, where the initial height increases with increasing meteoroid mass (Jenniskens 2004; Madiedo 2015). This suggests an asteroidal origin for the NSC meteoroid stream, as is also deduced from the averaged value found for the Tisserand parameter (Table 3), which yields $T_J = 3.52 \pm 0.08$. It is worth mentioning that comets are the parent bodies of most meteoroid streams (Jenniskens 2006). Thus, in almost all cases in which a generally accepted association between a meteoroid stream and a parent body has been established, the progenitor object is an active comet (Jopek et al. 2002; Jenniskens 2006). The only significant exception is the Geminid stream, whose parent is (3200) Phaeton, which however is considered by some researchers as an extinct cometary nucleus rather than a regular asteroid (Capek and Borovicka 2009). Despite establishing a link between the NSC stream and asteroid 1996 JG is out of the scope of this work, the data analyzed here confirm the likely asteroidal nature of these meteoroids.

4.3 Emission Spectrum

A remarkable feature of the 060610 spectrum is the relatively low intensity of the Na I-1 line in relation to the Mg I-2 emission. The likely reason for this is the depletion of sodium in the progenitor meteoroid with respect to the expected value for chondritic materials. To confirm this, the relative intensities of the emission lines of multiplets Na I-1, Mg I-2 and

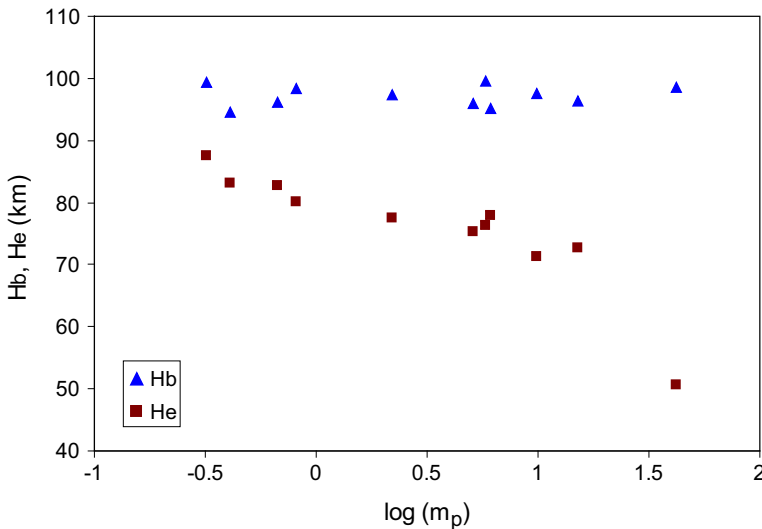


Fig. 2 Meteor beginning (H_b) and terminal (H_e) heights versus logarithm of the photometric mass m_p of the meteoroid

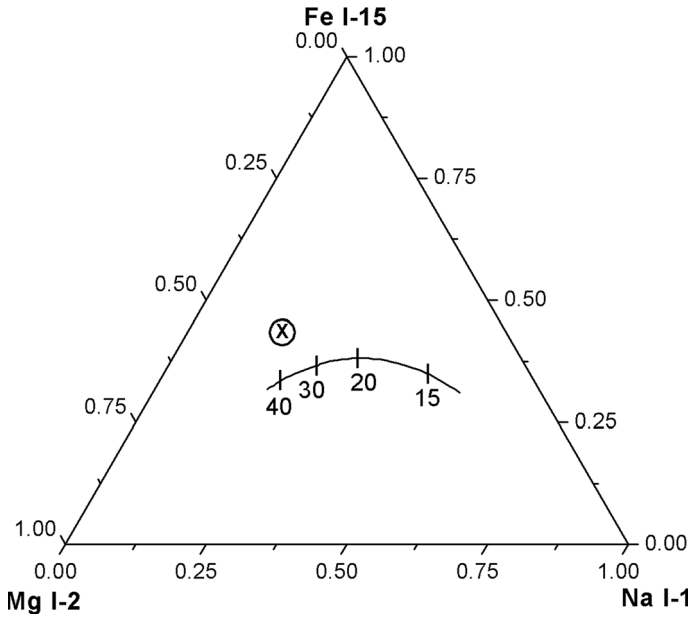


Fig. 3 Expected relative intensity (*solid line*), as a function of meteor velocity (in km s^{-1}), of the Na I-1, Mg I-2 and Fe I-15 multiplets for chondritic meteoroids (Borovička et al. 2005). *Cross* experimental relative intensity obtained for the 060610 NSC meteor; *circle around cross* uncertainty (*error bars*) for this experimental value

Fe I-15 were obtained, since these can provide information about the nature of this meteoroid (Borovička et al. 2005). These intensities were obtained with CHIMET. This software measured and added the brightness of these lines frame by frame in the videospectrum. Then, the time-integrated intensities for each multiplet were corrected by taking into account the spectral sensitivity curve of the spectrograph. This calculation provided the following intensity ratios: $\text{Na/Mg} = 0.47$ and $\text{Fe/Mg} = 0.80$. As expected, the Na/Mg intensity quotient does not fit the expected value for meteoroids with chondritic composition for a meteor velocity of $\sim 22 \text{ km s}^{-1}$, as Fig. 5 in Borovička et al. (2005) shows. The depletion in Na is clearly seen in the ternary diagram shown in Fig. 3. This plot shows the expected relative intensity of the Na I-1, Mg I-2 and Fe I-15 lines for chondritic materials as a function of the velocity of the meteor (*solid line*) (Borovička et al. 2005). The cross in this diagram shows the value measured for the 060610 spectrum, which significantly deviates from the chondritic value for a meteor velocity of around 22 km s^{-1} . Since the perihelion distance is too large ($q = 0.639 \pm 0.004 \text{ AU}$) to explain this depletion on the basis of a close approach to the Sun, this composition is most likely related to a non-chondritic nature of the parent body. However, it cannot be discarded that as a consequence of orbital evolution the parent object of this meteoroid had a significantly lower q value in the past.

5 Conclusions

The monitoring of the night sky during the activity period of the North ω -Scorpiids provided 11 double-station NSC events and the emission spectrum of one member of this shower. The Tisserand parameter with respect to Jupiter and the constancy of the initial

height of the luminous trajectory as the mass of the meteoroid increases suggests that this stream has an asteroidal origin. The emission spectrum recorded for a mag. -8.5 NSC meteor exhibited as main contributions the emission lines of Mg I-2 and several Fe I multiplets. The Na I-1 line, however, was dimmer than expected for meteoroids with a chondritic composition. The analysis of the relative intensities of Mg I-2, Fe I-15 and Na I-1 in this signal confirmed a depletion of Na with respect to the chondritic value. The perihelion distance cannot explain this depletion on the basis of a close approach to the Sun and so this feature may be related to a non-chondritic composition of the progenitor asteroid.

Acknowledgments The meteor observing stations involved in this research were funded by J.M. Madiedo. We thank AstroHita Foundation for its continuous support in the operation of the meteor observing station located at La Hita Astronomical Observatory. We acknowledge Dr. Alberto J. Castro-Tirado and Dr. José L. Ortiz for their support in the operation of the meteor observing station at Sierra Nevada Observatory. We also thank Dr. Jiri Borovička and an anonymous referee for their revision of this paper.

References

- J. Borovička, P. Koten, P. Spurný, J. Boček, R. Stork, *Icarus* **174**, 15 (2005)
- D. Čapek, J. Borovička, *Icarus* **202**, 361 (2009)
- Z. Ceplecha, *Bull. Astron. Inst. Cz.* **38**, 222 (1987)
- Z. Ceplecha, R.E. McCrosky, *J. Geophys. Res.* **81**, 6257 (1976)
- J.D. Drummond, *Icarus* **45**, 543 (1981)
- P. Jenniskens, *AJ* **127**, 3018 (2004)
- P. Jenniskens, *Meteor Showers and their Parent Comets* (Cambridge University Press, Cambridge, 2006)
- T. Jopek, G.B. Valsecchi, C. Froeschlé, in *Asteroids III*, ed. by W.F. Bottke Jr, A. Cellino, P. Paolicchi, R.P. Binzel (University of Arizona Press, Tucson, 2002), pp. 645–652
- G.W. Kronk, *Meteor Showers: A Descriptive Catalog* (Hillside, New York, 1988)
- B.A. Lindblad, *Smithson Contr. Astrophys.* **12**, 1 (1971a)
- B.A. Lindblad, *Smithson Contr. Astrophys.* **12**, 14 (1971b)
- J.M. Madiedo, *Earth Planets Space* **66**, 70 (2014). doi:[10.1186/1880-5981-66-70](https://doi.org/10.1186/1880-5981-66-70)
- J.M. Madiedo, *MNRAS* **448**, 2135 (2015)
- J.M. Madiedo, J.M. Trigo-Rodríguez, *Earth Moon Planets* **102**, 133 (2008)
- J.M. Madiedo, J.M. Trigo-Rodríguez, J.L. Ortiz, N. Morales, *Adv. Astron.* **2010**, 1 (2010). doi:[10.1155/2010/167494](https://doi.org/10.1155/2010/167494)
- J.M. Madiedo et al., *MNRAS* **433**, 571 (2013a)
- J.M. Madiedo, J.M. Trigo-Rodríguez, I.P. Williams, J.L. Ortiz, J. Cabrera, *MNRAS* **431**, 2464 (2013b). doi:[10.1093/mnras/stt342](https://doi.org/10.1093/mnras/stt342)
- J.M. Madiedo et al., *Icarus* **231**, 356 (2014a)
- J.M. Madiedo et al., *MNRAS* **439**, 3704 (2014b)
- J.M. Madiedo et al., *Icarus* **239**, 273 (2014c)
- J.M. Madiedo et al., *MNRAS* **445**, 3309 (2014d)
- C.E. Moore, in *A Multiplet Table of Astrophysical Interest*, (Princeton University Observatory, Princeton, 1945). Contribution No. 20
- Z. Sekanina, *Icarus* **18**, 253 (1973)
- Z. Sekanina, *Icarus* **27**, 265 (1976)
- R.B. Southworth, G.S. Hawkins, *Smithson Contr. Astrophys.* **7**, 261 (1963)
- J.M. Trigo-Rodríguez, J. Llorca, *MNRAS* **372**, 655 (2006)
- J.M. Trigo-Rodríguez et al., *MNRAS* **433**, 560 (2013)
- U.S. Standard Atmosphere, (NOA-NASA-USAF, Washington, 1976)