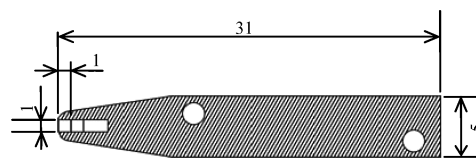





Erratum


The publisher regrets that an incorrect version of Figure 1 was printed in *Biomedical Microdevices* 7:1, March 2005 in the article, “Evaluation of Time-Course Changes of Gingival Crevicular Fluid Glucose Levels in Diabetes,” by Masaki Yamaguchi, Ryuji Takada, Shigenori Kambe, Toyomasa Hatakeyama, Ken Naitoh, Katsuya Yamazaki and Masashi Kobayashi, pages 53–58. Below please find the correct version of Figure 1:



(a) Structure of the GCF-collecting device (units in mm)



(b) Pre-collection



(c) Post-collection

Fig. 1. A GCF-collecting device enclosed in a collecting tape and the developing in color from white to black.