



# Atlas of ticks (Acari: Argasidae, Ixodidae) in Germany: 1st data update

Franz Rubel<sup>1</sup> · Stefan Zaenker<sup>2</sup> · Alexander Weigand<sup>3,4</sup> · Dieter Weber<sup>3,4</sup> · Lidia Chitimia-Dobler<sup>5</sup> · Olaf Kahl<sup>6</sup>

Received: 17 November 2022 / Accepted: 6 March 2023 / Published online: 17 March 2023  
© The Author(s) 2023

## Abstract

The first data update of the atlas of ticks in Germany published in 2021 is presented here. This atlas provides maps based on georeferenced tick locations of 21 species endemic in Germany as well as three tick species that are regularly imported to Germany. The data update includes the following numbers of newly georeferenced tick locations: 17 *Argas reflexus*, 79 *Carios vespertilionis*, 2 *Dermacentor marginatus*, 43 *Dermacentor reticulatus*, 4 *Haemaphysalis concinna*, 3 *Haemaphysalis punctata*, 3 *Hyalomma rufipes*, 3 *Ixodes apronophorus*, 9 *Ixodes arboricola*, 1 *Ixodes ariadnae*, 30 *Ixodes canisuga*, 3 *Ixodes frontalis*, 80 *Ixodes hexagonus*, 3 *Ixodes lividus*, 497 *Ixodes ricinus/inopinatus*, 1 *Ixodes rugicollis*, 17 *Ixodes trianguliceps*, 14 *Ixodes vespertilionis*, and 45 *Rhipicephalus sanguineus sensu lato*. Old and new tick findings were mapped, such as the northernmost occurrence of *D. marginatus* in Germany observed in 2021, but also the historical records from the first descriptions of *I. apronophorus* and *I. arboricola*, which were georeferenced here for the first time. The digital dataset of tick locations available for Germany is supplemented by 854 new tick locations. These records increase the number of tick species mapped in the federal states Bavaria, Brandenburg and Mecklenburg Western Pomerania by five each, those in Berlin and Schleswig-Holstein by four each, those in Hamburg by three, those in Baden-Wuerttemberg, Bremen, Lower Saxony, Northrhine-Westphalia, Rhineland Palatinate and Thuringia by two each, and those in Hesse, Saxony and Saxony-Anhalt by one each. Thus, the first data update of the tick atlas in Germany and the underlying digital dataset significantly improve our knowledge of the distribution of these tick species and helps to investigate the effects of climate change and habitat changes on them.

---

✉ Franz Rubel  
franz.rubel@vetmeduni.ac.at

<sup>1</sup> Unit for Veterinary Public Health and Epidemiology, University of Veterinary Medicine Vienna, Veterinärplatz 1, 1210 Vienna, Austria

<sup>2</sup> Hesse Federation for Cave and Karst Research, Fulda, Germany

<sup>3</sup> National Museum of Natural History Luxembourg, Luxembourg City, Luxembourg

<sup>4</sup> Fondation Faune-Flore, Musée National d'Histoire Naturelle, Luxembourg City, Luxembourg

<sup>5</sup> Bundeswehr Institute of Microbiology, Munich, Germany

<sup>6</sup> tick-radar GmbH, Berlin, Germany

**Keywords** Tick map · Species distribution · Georeferenced data

## Introduction

The atlas of ticks in Germany by Rubel et al. (2021) included 24 tick species, two species of Argasidae, namely *Argas reflexus* and *Carios vespertilionis*, and 22 species of Ixodidae. The latter include the endemic species *Dermacentor marginatus*, *Dermacentor reticulatus*, *Haemaphysalis concinna*, *Haemaphysalis punctata*, *Ixodes acuminatus*, *Ixodes apronophorus*, *Ixodes arboricola*, *Ixodes ariadnae*, *Ixodes canisuga*, *Ixodes frontalis*, *Ixodes hexagonus*, *Ixodes inopinatus*, *Ixodes lividus*, *Ixodes ricinus*, *Ixodes rugicollis*, *Ixodes simplex*, *Ixodes trianguliceps*, *Ixodes uriae*, and *Ixodes vespertilionis*. *Hyalomma marginatum* and *Hyalomma rufipes* each spring imported by migratory birds from the south as well as *Rhipicephalus sanguineus* sensu lato occasionally imported by dogs coming from the Mediterranean or other southern countries were shown in geographical maps.

Knowledge gaps in Rubel et al. (2021) were due to the fact that some relevant papers on ticks have not been written in English and, moreover, old articles and former journals are often not available in digital form. Much of the references used here can therefore not be found through common database queries, but only through expert knowledge. In addition, the lockdown in 2020/2021 caused by the COVID-19 pandemic made it more difficult to obtain literature from libraries that restricted their services or were completely closed (Nicola et al. 2020). Therefore, for example, the locations of the short-legged bat tick *C. vespertilionis* (Rupp et al. 2004) could only be assigned to the federal state of Bavaria. Due to the work of Sándor et al. (2021) geographical coordinates are now available. Some colleagues reacted to the atlas of ticks in Germany by pointing out the occurrence of ticks that were not taken into account by Rubel et al. (2021) by making their own studies accessible (Henkel et al. 1983). Last but not least, the historical work of Paul Schulze was included in the tick atlas. For example, the finding of *I. apronophorus* from the first description by Schulze (1924) and several findings of *I. arboricola* from the first description by Schulze and Schlottke (1929) have been georeferenced. Data from the publications mentioned, numerous other previously unavailable data sources and new tick findings of the authors might justify this data update, with which further gaps in the mapped tick occurrence in Germany have been closed. For this purpose, the new georeferenced locations and the updated distribution maps are presented here.

## Data and methods

The data used here are georeferenced tick locations in Germany described by Rubel et al. (2014, 2021) supplemented by 854 new records. The geographical coordinates of the new tick locations are provided in the supplement together with an indication of their accuracy and the sources. The coordinates are given in decimal degrees with a measure of accuracy identical to those previously introduced by Rubel et al. (2014, 2018, 2021).

The tick locations are mapped using R, a language and environment for statistical computing (R Development Core Team 2019). Artificial data clusters caused by single studies were reduced using a random selection and a thinning algorithm (Aiello-Lammens et al. 2019). For example, the newly georeferenced tick locations of the study by Centurion et al. (1979) and Hoffmann (1981) significantly increased the number of *R. sanguineus* sensu

lato reports. However, only 42 out of 76 known locations were mapped to avoid overlapping location points.

Tick species, for which only a few locations are known, are grouped according to their host preferences as proposed by Hornok et al. (2020). For example, the bat ticks *C. vespertilionis*, *I. ariadnae*, *I. simplex*, and *I. vespertilionis* are shown in the same map.

## Results

The outcomes of this study are updated geographical maps that depict the occurrence of all tick species that have so far been reported in Germany. It should be noted that the widespread *I. inopinatus* (Hauck et al. 2019) has been combined with *I. ricinus* and they are called *I. ricinus/inopinatus* hereinafter as in Rubel et al. (2021). The improvements resulting from the data update are summarized in Table 1. Accordingly, the first data update increases the number of tick species mapped in the federal states Bavaria, Brandenburg and Mecklenburg Western Pomerania by five each, those in Berlin and Schleswig-Holstein by four each, those in Hamburg by three, those in Baden-Wuerttemberg, Bremen, Lower Saxony, Northrhine-Westphalia, Rhineland Palatinate and Thuringia by two each, and those in Hesse, Saxony and Saxony-Anhalt by one each. All tick species are presented below with a brief summary of the numbers of updated locations compiled for this study. If the ticks were collected from hosts, these are also mentioned. For information on the global distribution, biology, hosts, as well as the medical and veterinary importance of the tick species identified in this paper the reader is referred to Petney et al. (2012, 2015) and Rubel et al. (2014, 2021).

### ***Argas (Argas) reflexus (Fabricius)***

The following 17 locations were added to the distribution map of the pigeon tick *A. reflexus*: 5 (Stadler and Schenkel 1940), 2 (Hoogstraal and Kohls 1960), 8 (Dautel et al. 1999), 1 (Rupp et al. 2004), 1 (Hoffmeister et al. 2008). A total of 42 out of 51 known *A. reflexus* observations is depicted in Fig. 1.

### ***Carios (Carios) vespertilionis (Latreille)***

The following 79 locations were added to the distribution map of the short-legged bat tick *C. vespertilionis* (also known as *Argas vespertilionis*): 2 (Voigts and Oudemans 1904), 2 (Schmidt 1987), 1 (Cornely and Schultz 1992), 26 (Walter 1992), 1 (Kulzer 2002), 12 (Kulzer 2003), 1 (Heddergott 2004), 1 (Hoffmeister et al. 2008), 1 (Scheffler 2011), 2 (Scheffler 2012), 1 (Scheffler 2013), 1 (Gloyna 2020), 1 (Petney 2021), 18 (legit, i.e. collected by Stefan Zaenker, 1997–2021), 9 (Rupp et al. 2004). The latter have become available to the authors through the paper by Sándor et al. (2021). A total of 88 out of 111 known locations of the soft tick *C. vespertilionis* is mapped in Fig. 2.

### ***Dermacentor marginatus (Sulzer)***

Two new locations of the ornate sheep tick *D. marginatus* were added to the distribution map. An adult male picked up by a woman south of Düsseldorf represents the new

**Table 1** Occurrence of 24 tick species (Acari: Argasidae, Ixodidae) in the 16 German federal states: (x) georeferenced locations already mentioned in Rubel et al. (2021), (+) locations of the 1st data update, and (o) documented at the level of federal states (new data in red). (Colour figure online)

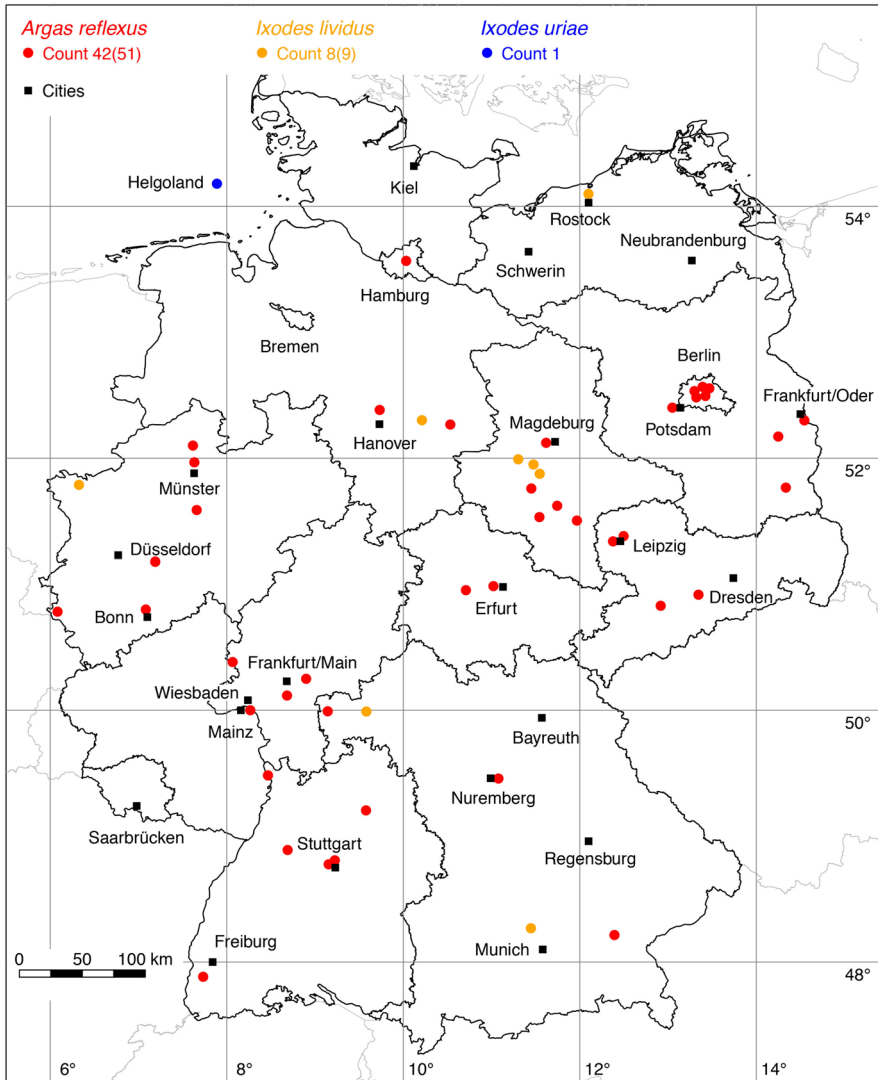
	Hesse (HE)	Lower Saxony (NI)	Northrhine-Westphalia (NW)	Baden-Wuerttemberg (BW)	Schleswig-Holstein (SH)	Rhineland Palatinate (RP)	Bavaria (BY)	Brandenburg (BB)	Berlin (BE)	Mecklenburg Western Pomerania (MV)	Saxony (SN)	Saxony-Anhalt (ST)	Thuringia (TH)	Hamburg (HH)	Saarland (SL)	Bremen (HB)	
<i>Ixodes ricinus</i>	x	x	x	x	x	x	x	x	x	x	x	x	x	x	x	x	16
<i>Dermacentor reticulatus</i>	x	x	x	x	o	x	x	x	x	x	x	x	x	o	x	+	16
<i>Ixodes hexagonus</i>	x	x	x	x	x	x	x	x	x	x	x	x	x	x	x		15
<i>Ixodes inopinatus</i>	o	o	o	o	o	o	o	o	o	o	o	o	o	o			14
<i>Ixodes frontalis</i>	x	x	x	x	x	x	x	x	x	x	x	x			x		13
<i>Ixodes canisuga</i>	x	x	x	x	+	x	x	x	x	x	x		x		+		13
<i>Carios vespertilionis</i>	x	x	x	+	x	x	+	x	+				+			+	12
<i>Argas reflexus</i>	x	x	x	x		x	+	x	x		x	x	x	x			12
<i>Ixodes trianguliceps</i>	x	x	x	x	+	x	x	+	+	+	x			x			12
<i>Ixodes arboricola</i>	x	x	x	x	x	+		+	+	+	o	o	x				12
<i>Rhipicephalus sanguineus</i> s.l.	x	+	x	x	+	o	x		x					+			9
<i>Hyalomma marginatum</i>	x	x	x	x	x	x					x	x					8
<i>Ixodes vespertilionis</i>	x	+	+	+	+	x	+	+									8
<i>Hyalomma rufipes</i>	x	x			x	x		+					x				7
<i>Dermacentor marginatus</i>	x		x	x		x	x								x		6
<i>Haemaphysalis concinna</i>	x	x						x		+	x	x					6
<i>Ixodes rugicollis</i>	x							x	+		x	x					5
<i>Ixodes lividus</i>		x	x				+			+		x					5
<i>Haemaphysalis punctata</i>		x	+		x		+										4
<i>Ixodes apronophorus</i>		x						+						+			3
<i>Ixodes ariadnae</i>	+			x													2
<i>Ixodes acuminatus</i>				x													1
<i>Ixodes simplex</i>	x																1
<i>Ixodes uriae</i>					x												1
	19	18	16	16	15	15	14	13	13	11	11	11	10	9	6	3	Σ

northern distribution limit of *D. marginatus* in Germany at a latitude of 51.02° N (determined by Olaf Kahl, 2021). Recent records from a citizen science study indicate that *D. marginatus* may occur even a bit further north (Springer et al. 2022). The second new tick location was reported by Weigand et al. (2023). A total of 95 out of 120 known locations is mapped in Fig. 3.

***Dermacentor reticulatus* (Fabricius)**

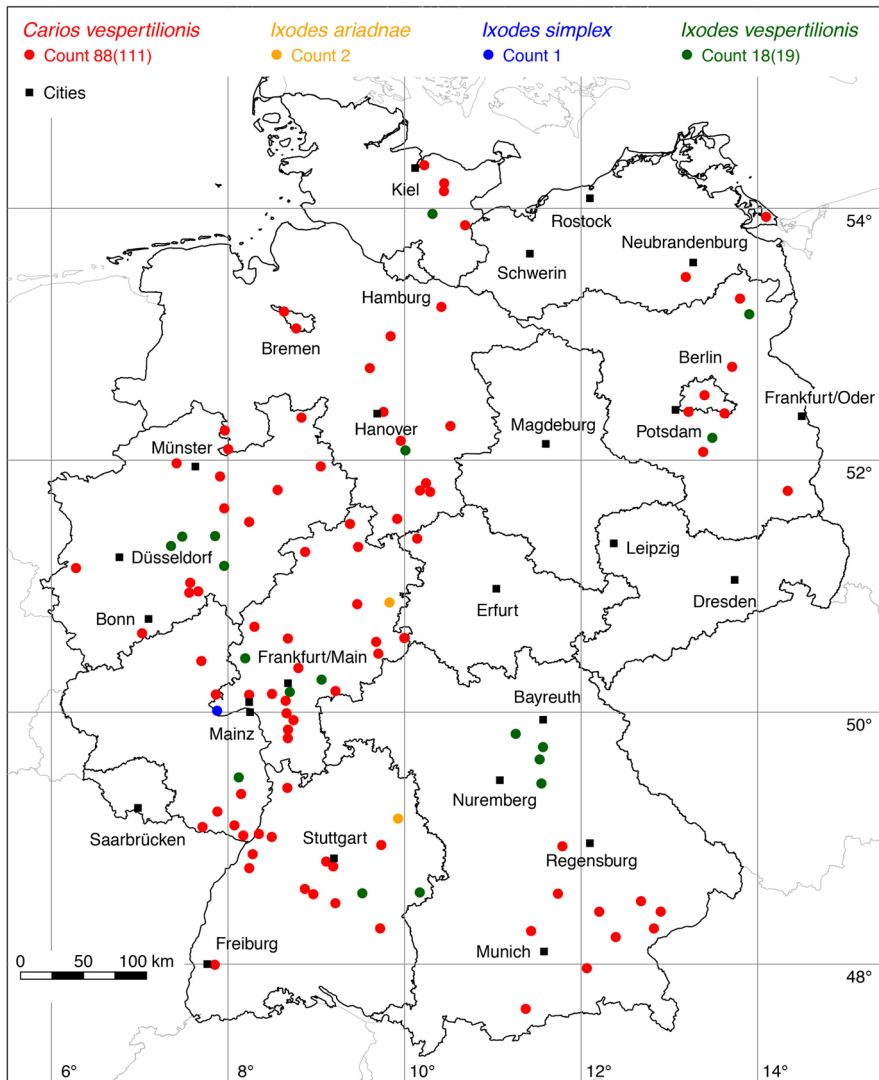
The following 43 locations were added to the distribution map of the ornate dog tick *D. reticulatus*: 1 (Negrobov and Borodin 1964), 1 (Maasjost 2006), 19 (Liebisch and Liebisch 2007), 4 (Schreiber et al. 2014), 9 (Rehbein et al. 2016), 1 (Ott et al. 2020), 1 (leg.





**Fig. 1** Recorded locations of *Argas reflexus*, *Ixodes lividus* and *Ixodes uriae* in Germany. (Color figure online)

Olaf Kahl, 2021), 4 (Rubel et al. 2022), 3 (Răileanu et al. 2022). With the georeferenced location in Bremen (Maasjost 2006), the updated distribution map shows *D. reticulatus* findings in all federal states except Hamburg and Schleswig-Holstein. However, new records from a citizen science study were recently published for these federal states, which prove the Germany-wide occurrence of *D. reticulatus* (Springer et al. 2022). Since *D. reticulatus* has been found in Hamburg and Schleswig-Holstein but no



**Fig. 2** Recorded locations of *Carios vespertilionis*, *Ixodes ariadnae*, *Ixodes simplex* and *Ixodes vespertilionis* in Germany. (Color figure online)

georeferences are available, its occurrence is marked as a circle in Table 1. A total of 228 out of 404 known locations is depicted in Fig. 4.

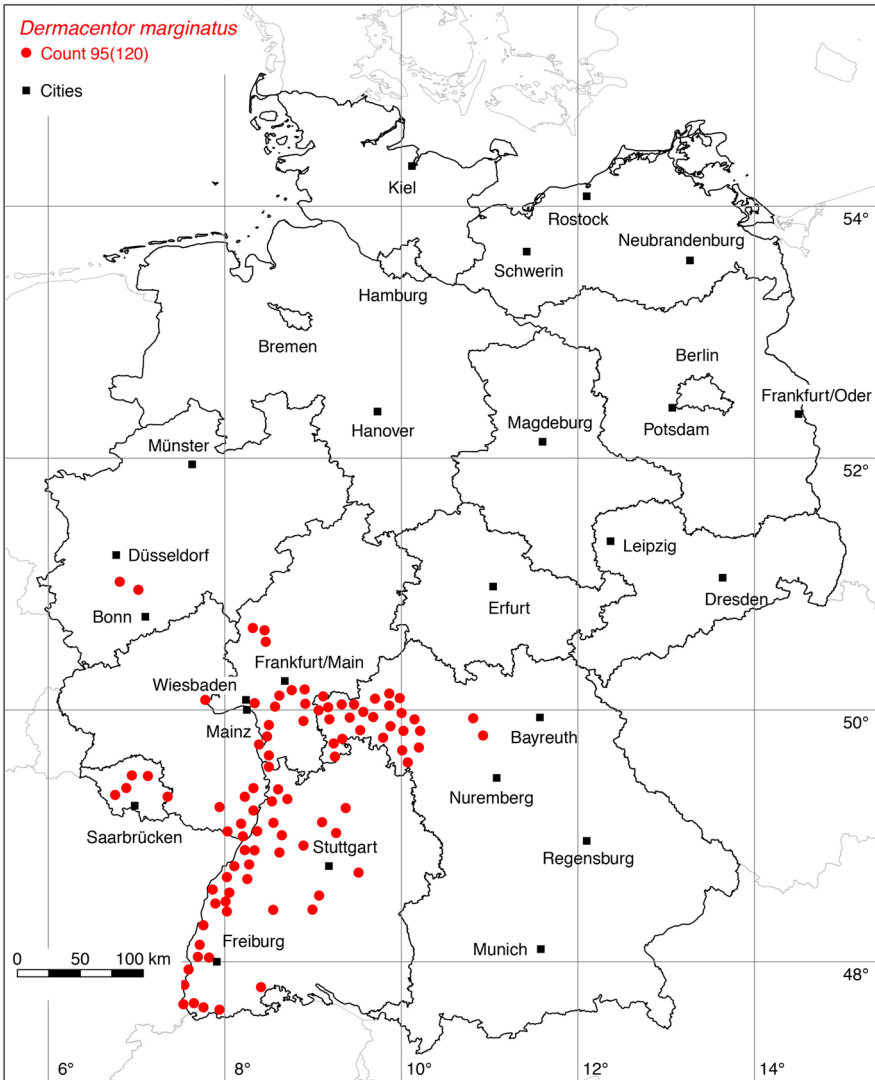


Fig. 3 Recorded locations of *Dermacentor marginatus* in Germany. (Color figure online)

***Haemaphysalis (Haemaphysalis) concinna* Koch**

The following four locations were added to the distribution map of *Ha. concinna*: 1 (Negrobov and Borodin 1964), 3 (Răileanu et al. 2022). A total of 22 out of 28 known locations is mapped in Fig. 4.

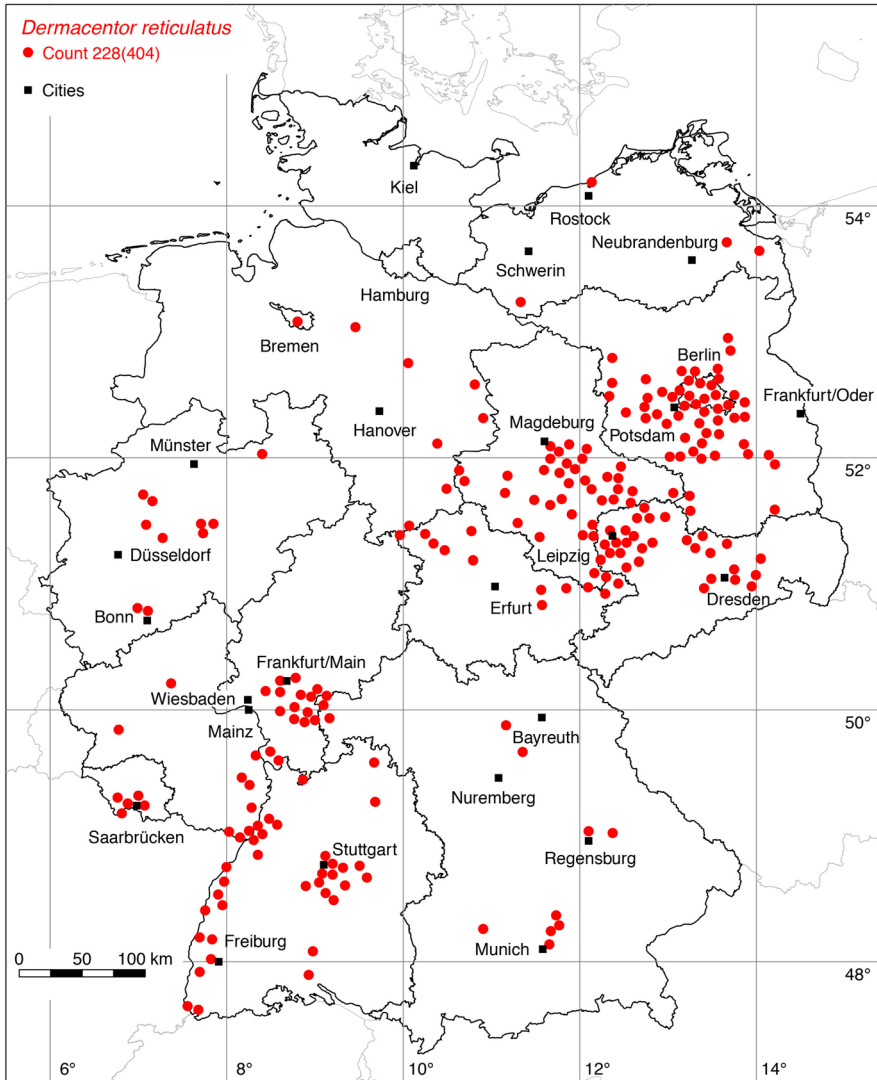
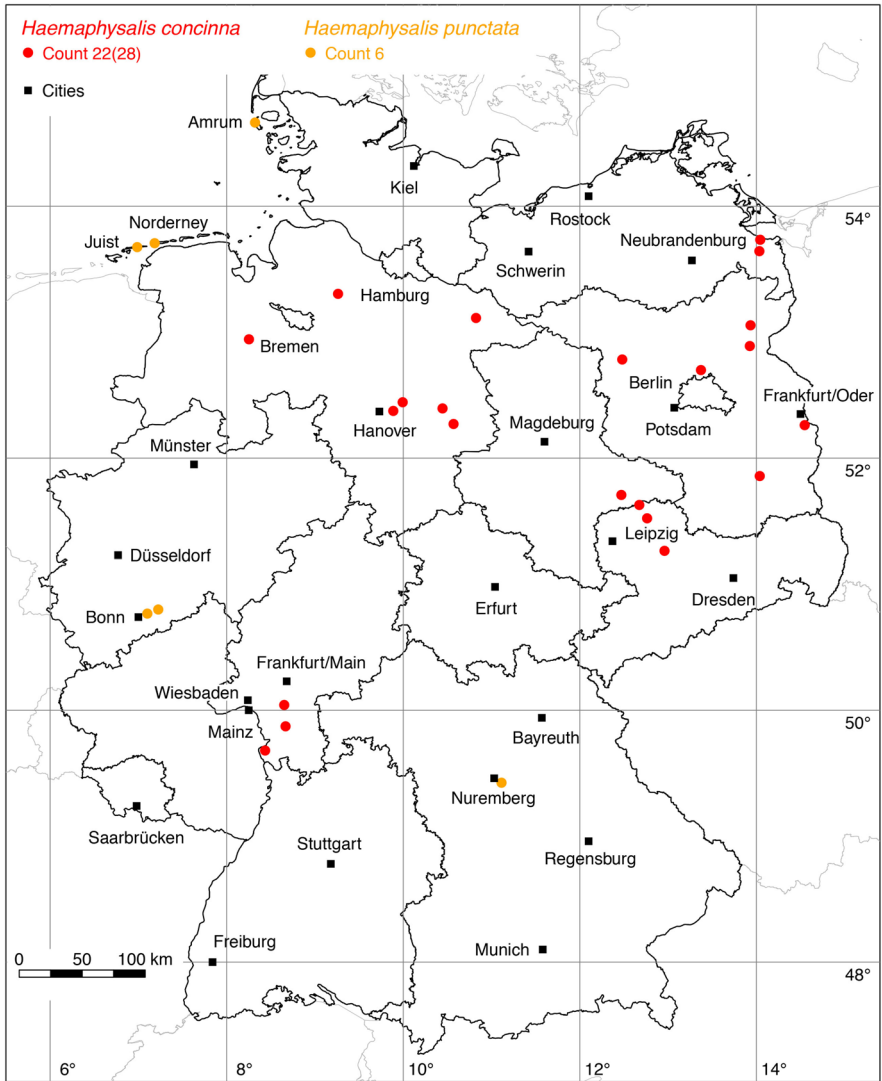


Fig. 4 Recorded locations of *Dermacentor reticulatus* in Germany. (Color figure online)

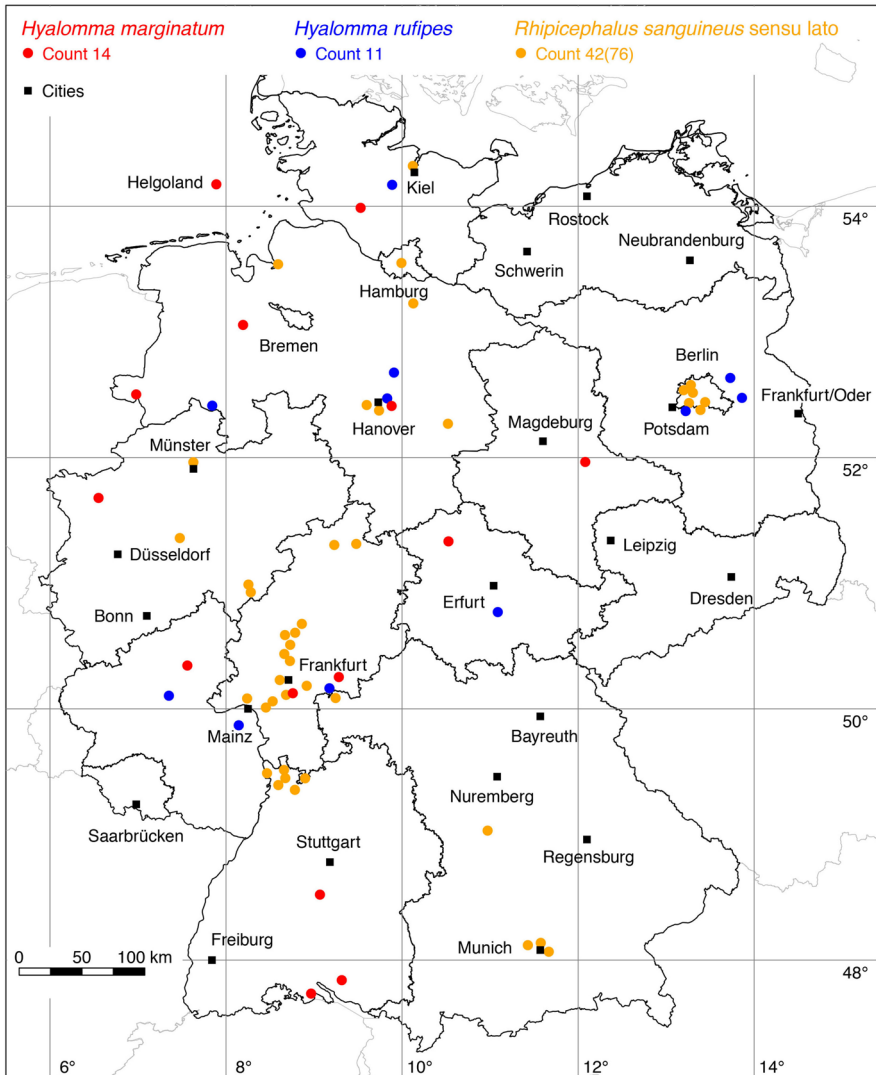
### *Haemaphysalis (Aboimialis) punctata* Canestrini and Fanzago

The following three locations were added to the distribution map of the red sheep tick *Ha. punctata*: 1 (Koch 1877), 2 (Hesse and Völker 1983). The tick findings of Hesse and Völker (1983) were reported from Siegaue near Bonn. The meadow landscape of Siegaue is known as a resting place for migrating coastal birds, which might be why *Ha. punctata* was probably introduced by them. The ticks were collected from a stone marten (*Martes foina*) and flagged from the vegetation. The infestation of a human was also documented. The ticks found by Koch (1877) were collected near a lake at



**Fig. 5** Recorded locations of *Haemaphysalis concinna* and *Haemaphysalis punctata* in Germany. (Color figure online)

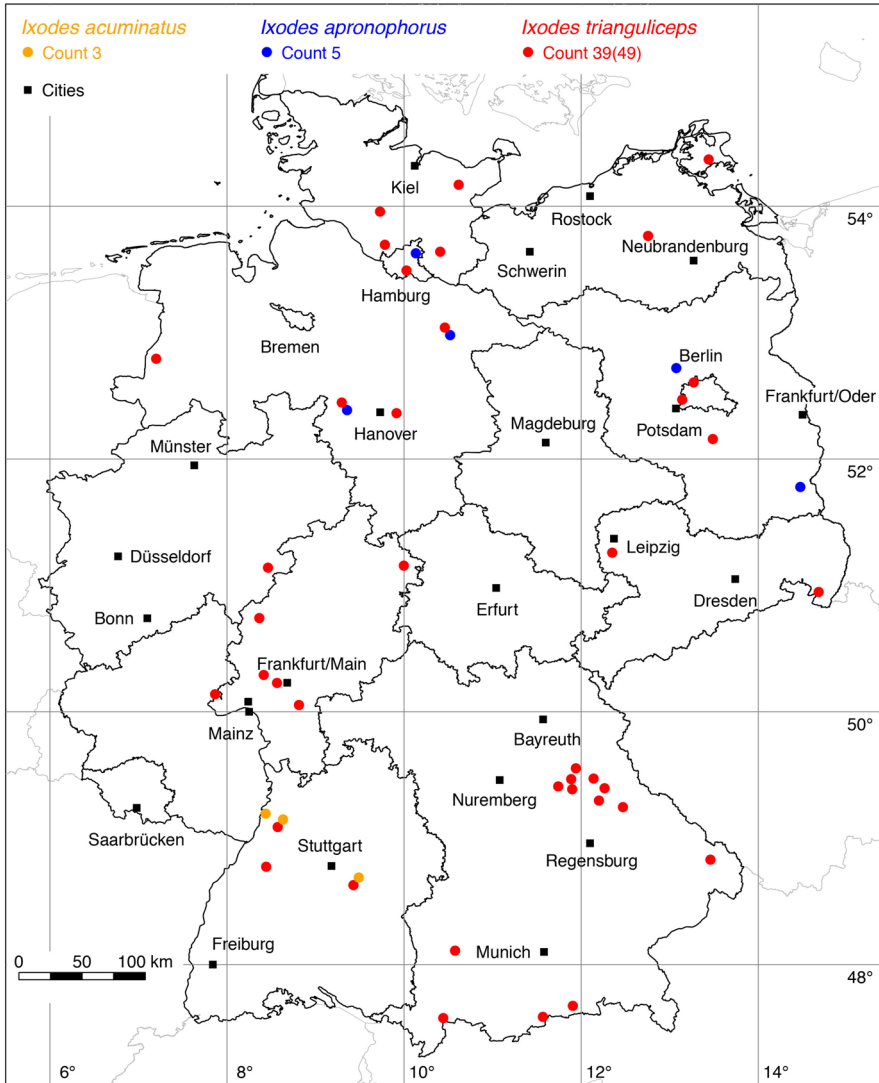
Dutzendeich, Nuremberg. The tick species described under the synonym *Rhipicephalus expositicus* is clearly *Ha. punctata* (Schulze 1925). A total of six known locations is mapped in Fig. 5.



**Fig. 6** Recorded locations of *Hyalomma marginatum*, *Hyalomma rufipes* and *Rhipicephalus sanguineus* in Germany. These species are not endemic in Germany, but are continuously introduced. (Color figure online)

### ***Hyalomma (Euhyalomma) marginatum* Koch**

No locations were added to the map of *Hy. marginatum*. A total of 14 known locations is depicted in Fig. 6.



**Fig. 7** Recorded locations of *Ixodes acuminatus*, *Ixodes apronophorus* and *Ixodes trianguliceps* in Germany. (Color figure online)

***Hyalomma (Euhyalomma) rufipes* Koch**

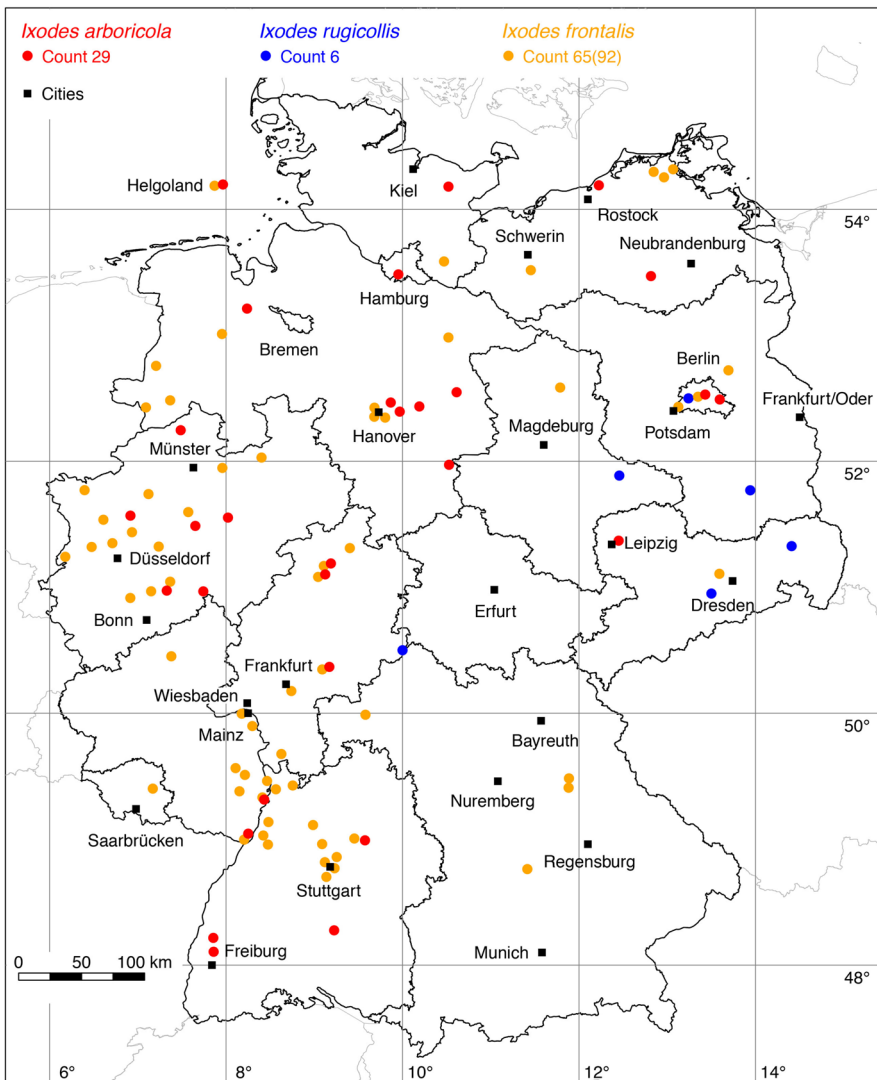
The following three locations were added to the map of the hairy or coarse bont-legged *Hyalomma* tick, *Hy. rufipes*: 3 (Rubel et al. 2022). A total of 11 known locations is depicted in Fig. 6.

### *Ixodes (Ixodes) acuminatus* Neumann

No locations were added to the distribution of *I. acuminatus*. A total of three known locations is depicted in Fig. 7.

### *Ixodes (Ixodes) apronophorus* Schulze

The following three locations were added to the distribution map of *I. apronophorus*: 1 (Schulze 1924), 1 (Negrobov and Borodin 1964), 1 (Aeschlimann et al. 1970). The location



**Fig. 8** Recorded locations of *Ixodes arboricola*, *Ixodes frontalis* and *Ixodes rugicollis* in Germany. (Color figure online)



of *I. apronophorus* from the first description by Schulze (1924) could be assigned to the Kremmener Luch nature reserve in Brandenburg. A total of five locations is depicted in Fig. 7.

### ***Ixodes (Pholeoixodes) arboricola* Schulze and Schlottke**

The following nine locations were added to the distribution map of *I. arboricola*: 4 (Schulze and Schlottke 1929), 1 (Schulze 1937), 1 (Schilling et al. 1981), 3 (Walter 1992). Among other places, Schulze (1932) reported *I. arboricola* from the Harz. The Harz is the highest mountain range in northern Germany (elevation: 1141 m). It lies at the intersection of Lower Saxony, Saxony-Anhalt and Thuringia. Since there are no geo-referenced locations of *I. arboricola* for Saxony-Anhalt and Thuringia, its occurrence is marked as a circle in Table 1. A total of 29 known locations is depicted in Fig. 8.

### ***Ixodes ariadnae* Hornok et al.**

The following location was added to the distribution map of *I. ariadnae*: 1 Weigand et al. (2023). At this new location near Friedewald, Hesse, one nymph of *I. ariadnae* was found in each of the winters of 2021 and 2022. A total of two known locations is depicted in Fig. 2.

### ***Ixodes (Pholeoixodes) canisuga* Johnston**

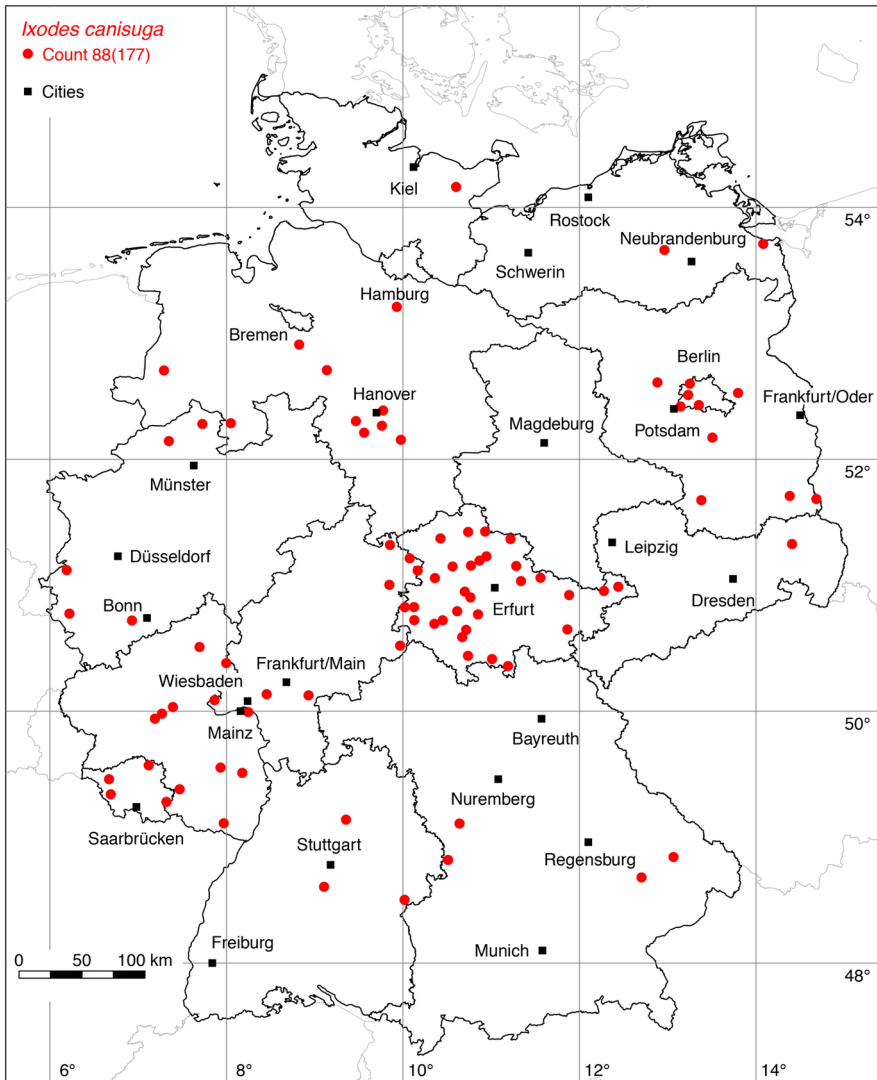
The following 30 locations were added to the distribution map of the fox tick *I. canisuga*: 1 (Schulze 1918), 2 (Schulze and Schlottke 1929), 1 (Schulze 1933), 1 (Negrobov and Borodin 1964), 5 (Schöffel et al. 1991), 1 (Bröker et al. 2021), 19 Weigand et al. (2023). It should be noted that Bröker et al. (2021) originally reported a finding of *I. rugicollis* on a red fox (*Vulpes vulpes*). After a genetic redetermination by Lidia Chitimi-Dobler, this specimen was classified as *I. canisuga*. A total of 88 out of 177 known locations is depicted in Fig. 9.

### ***Ixodes (Trichotoixodes) frontalis* (Panzer)**

The following three locations were added to the distribution map of *I. frontalis*: 1 (Stadler and Schenkel 1940), 1 (Walter et al. 1979), 1 (Rubel et al. 2022). A total of 65 out of 92 known locations is depicted in Fig. 8.

### ***Ixodes (Pholeoixodes) hexagonus* Leach**

The following 80 locations were added to the distribution map of the hedgehog tick *I. hexagonus*: 2 (Schulze 1918), 1 (Schulze and Schlottke 1929), 1 (Schulze 1933), 3 (Stadler and Schenkel 1940), 1 (Negrobov and Borodin 1964), 1 (Hesse and Völker 1983), 5 (Schöffel et al. 1991), 14 (Schreiber et al. 2014), 1 (Bröker et al. 2021), 3 (Kahl et al. 2022), 2 (leg. Stefan Zaenker, 2022), 46 Weigand et al. (2023). Note that most locations depicted in the city map of Berlin (Rubel et al. 2022) are not visible in the

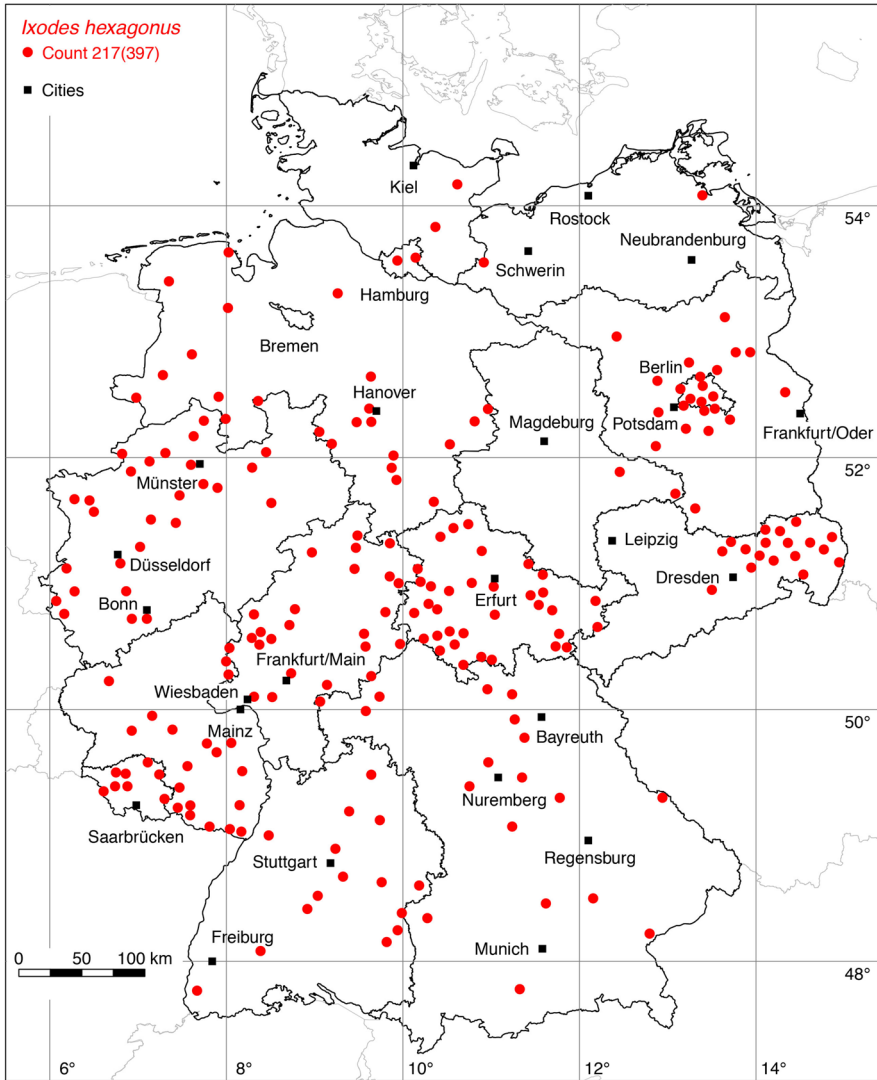


**Fig. 9** Recorded locations of *Ixodes canisuga* in Germany. (Color figure online)

low-resolution map of Germany presented here, although the georeferenced coordinates are provided in the supplement. A total of 217 out of 397 known locations is depicted in Fig. 10.

### ***Ixodes (Ixodes) inopinatus* Estrada-Peña, Nava and Petney**

New *I. inopinatus* locations in the federal state of Berlin (leg. Olaf Kahl, 2021) based on morphological identification after Estrada-Peña et al. (2014) and Chitimia-Dobler et al. (2018) have been included in Table 1. Because the majority of recent studies in Europe

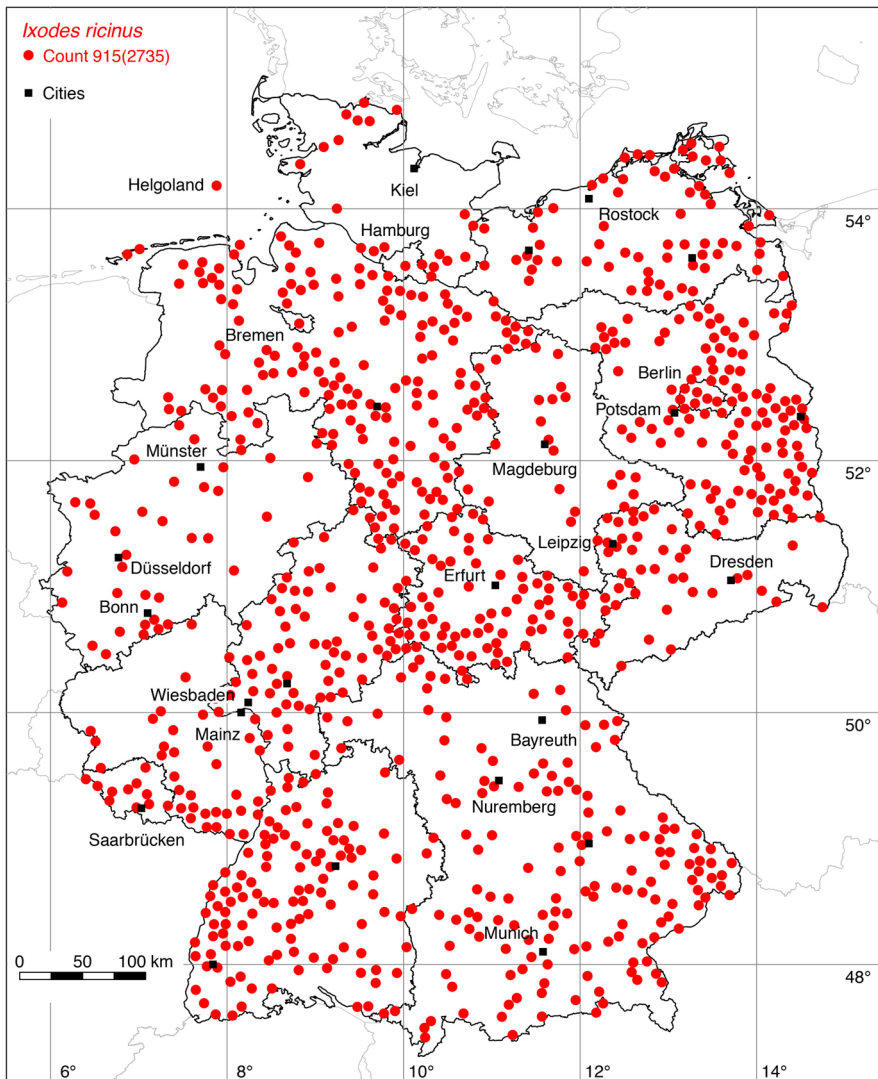


**Fig. 10** Recorded locations of *Ixodes hexagonus* in Germany. (Color figure online)

have not differentiated between *I. ricinus* and *I. inopinatus* and reliable differentiation of both species is very difficult, the two species are combined herein and referred to as the *I. ricinus/inopinatus* species complex. Moreover, a recent study based on genomic data indicates that German *I. inopinatus* samples may represent *I. ricinus* (Rollins et al. 2023). Consequently, it seems that the morphological and mitochondrial genome-based methods used so far are not sufficient to distinguish between *I. inopinatus* and *I. ricinus*. A separate map for *I. inopinatus* was therefore not compiled.

### *Ixodes (Pholeoixodes) lividus* Koch

The following three locations were added to the distribution map of the nest-dwelling bird parasite *I. lividus*: 2 (Schulze and Schlotke 1929), 1 (Stadler and Schenkel 1940). Müller (1977) described the occurrence of *I. lividus* in the former district of Magdeburg (former GDR). In the breeding periods 1972–1976 more than 1,800 sand martins *Riparia riparia* and some of their burrows were examined in various unspecified sand pits. The proportion of sand martins infested with *I. lividus* varied greatly from year to year between 0.7 and



**Fig. 11** Recorded locations of the *Ixodes ricinus/inopinatus* species complex in Germany. (Color figure online)

6.2%. The highest infestation rate was observed in fledgling young sand martins with up to 70 larval ticks per bird. A total of eight out of nine known locations are depicted in Fig. 1.

### ***Ixodes (Ixodes) ricinus* (L.)**

The following 497 locations were added to the distribution map of the castor bean tick *I. ricinus*: 5 (Nuttall 1916), 2 (Stadler and Schenkel 1940), 5 (Schulze 1943), 1 (Kahmann and Halbgewachs 1962), 2 (Artz 1975), 2 (Naß 1975), 1 (Walter and Benk 1982), 1 (Henkel et al. 1983), 1 (Hesse and Völker 1983), 2 (Walter 1988), 1 (Schöffel et al. 1991), 7 (Walter 1992), 2 (Matuschka et al. 1996), 19 (Bigl et al. 1997), 4 (Fingerle et al. 1999), 1 (Kulzer 2002), 21 (Maetzel et al. 2005), 14 (Lengauer et al. 2006), 5 (Poljak 2012), 4 (Ludwig and Grosse 2014), 7 (Schreiber et al. 2014), 4 (Maaz 2018), 13 (Page et al. 2018), 15 (Müller 2019), 4 (Ott et al. 2020), 11 (Bröker et al. 2021), 21 (leg. Olaf Kahl, 2021), 5 (Răileanu et al. 2022), 32 (Rubel et al. 2022), 8 (Topp et al. 2022), 277 Weigand et al. (2023). A total of 915 out of 2,735 known locations is depicted in Fig. 11.

### ***Ixodes (Pholeoixodes) rugicollis* Schulze and Schlottke**

The historical Berlin location by Schulze and Schlottke (1929) was added to the distribution map of *I. rugicollis*. Since there is no exact location for this finding, the point in the map is to be interpreted symbolically for the occurrence of *I. rugicollis* in Berlin. Consequently, *I. rugicollis* was not mapped in the high-resolution city map of Berlin (Rubel et al. 2022). A total of six known locations is depicted in Fig. 8.

### ***Ixodes (Pomerantzevella) simplex* Neumann**

No location was added to the occurrence of *I. simplex* in Germany. The only up to now known location is depicted in Fig. 2.

### ***Ixodes (Exopalpiger) trianguliceps* Birula**

The following 17 locations were added to the distribution map of the shrew or vole tick *I. trianguliceps*: 2 (Schulze and Schlottke 1929), 3 (Schulze 1933), 1 (Schulze 1943), 3 (Kahmann and Halbgewachs 1962), 1 (Negrobov and Borodin 1964), 2 (Artz 1975), 1 (Walter 1981), 1 (Henkel et al. 1983), 2 (Maaz 2018), 1 (Weigand et al. 2023). A total of 39 out of 49 known locations is depicted in Fig. 7.

### ***Ixodes (Ceratixodes) uriae* White**

No location was added to the occurrence of the seabird tick *I. uriae* in Germany. One known location is depicted in Fig. 1.

### ***Ixodes (Eschatocephalus) vespertilionis* Koch**

The following 14 locations were added to the distribution map of the long-legged bat tick *I. vespertilionis*: 1 (Lengersdorf 1929), 1 (Griepenburg 1935), 1 Griepenburg (1941), 1 (Heun 1955), 1 (Negrobov and Borodin 1964), 2 (Dobat 1975), 4 (Dobat 1978), 1 (Walter and Benk 1982), 1 (Schmidt 1987), 1 (Weber 1991). The cave-dwelling tick *I. vespertilionis* was reported from the following caves: Kluterhöhle near Düsseldorf, Ahausen Höhle, Bad Segeberger Kalkberghöhle, Tunnelhöhle and Feldhofhöhle in the Hönne valley, Rosenmüllerhöhle near Muggendorf, Kollerbergloch, Petershöhle in Hartenstein, Alfelder Windloch, Hohlenstein Höhle, Gutenberger Höhle. In these caves as well as elsewhere in Germany *I. vespertilionis* parasitized the following bat species: *Rhinolophus hipposideros* (Lengersdorf 1929; Walter and Kock 1985), *Nyctalus leisleri* (Negrobov and Borodin 1964), *Myotis myotis* (Heun 1955), *Myotis mystacinus* (Walter and Benk 1982), *Myotis nattereri* (Rupp et al. 2004), *Myotis daubentonii* (Lengersdorf 1929), *Pipistrellus nathusii* (Schmidt 1987), and *Vespertilio murinus* (Griepenburg 1935). A total of 18 out of 19 known locations is depicted in Fig. 2.

### ***Rhipicephalus sanguineus* (Latreille)**

The following 45 locations were added to the occurrence of the brown dog tick *R. sanguineus* sensu lato: 35 (Centurier et al. 1979), 10 (Hoffmann 1981). A further study concerning 60 dogs infested with *R. sanguineus* s.l. documented the occurrence of the brown dog tick in eight federal states in West Germany (Gothé 1999). No exact location information was given in this study. However, the study documents the occurrence of *R. sanguineus* s.l. in another federal state without georeferenced locations, namely Rhineland Palatinate (Table 1). A total of 42 out of 76 known locations is mapped in Fig. 6.

## **Discussion**

The greatest progress compared to the first version of the atlas of ticks in Germany (Rubel et al. 2021) was made in mapping the bat ticks *C. vespertilionis* and *I. vespertilionis*. The previous atlas of ticks in Germany showed 32 locations of the short-legged bat tick *C. vespertilionis*, but these were almost all in the northwest of Germany. With another 79 locations of *C. vespertilionis* it could be shown that this tick is widespread almost all over Germany (Fig. 2). The five locations of the long-legged bat tick *I. vespertilionis* described by Walter and Kock (1985) could be supplemented by another 14 locations. Both the bats and the caves they inhabit are now under strict protection and scientific surveillance. However, there is little ongoing work on bat ticks in Germany, and ticks found in caves are only a side result of those investigations (Weigand et al. 2023). Nevertheless it can be assumed that *I. vespertilionis* is by no means rare, as the findings in numerous karst caves in the neighbouring countries Austria (Rubel and Brugger 2022) and Belgium (Obsomer et al. 2013) indicate.

With the georeferencing of 47 locations from Centurier et al. (1979), the map of *R. sanguineus* s.l. could also be significantly improved. Findings of *R. sanguineus* s.l. were reported from the metropolitan areas of Frankfurt/M., Hanover, Munich, Berlin and also from some other areas (Fig. 6). It is striking that all these findings of *R. sanguineus* s.l. are

located in the former Federal Republic of Germany and in the former Berlin (West). The majority of these records date from before 1990, when people from the former East Germany were usually not allowed to visit Mediterranean or any subtropical countries. In contrast, the two *Hyalomma* species are brought to Germany via migratory birds in each spring and have been found all over the country. But because all these cases most probably reflect single (temporary) cases of importation, we do not talk about distribution. From an ongoing citizen science project (Fachet et al. 2020) 10 findings of *R. sanguineus* s.l. in Germany have been presented (not mapped), so even more current data are known. Because *R. sanguineus* s.l. in Germany usually occurs inside houses of people and quickly becomes irritating to the inhabitants, their presence might be in most cases only short-lived due to the control measures that have been introduced.

The data update also expands the knowledge of the distribution of those tick species, for which only a few new locations have been georeferenced. For example, with a new finding in Pulheim south of Düsseldorf (leg. Olaf Kahl, 2021) the northern distribution limit of *D. marginatus* in Germany shifts to the geographical latitude of 51.02° N. With the georeferencing of a location from the map of Maasjost (2006) the occurrence of *D. reticulatus* in Bremen has been documented. With updated reports of the red sheep tick *Ha. punctata* (Koch 1877; Hesse and Völker 1983) it is documented that this originally Mediterranean tick species occurs at the resting places of migratory birds on their way to Northern Europe. As a result, *Ha. punctata* is widespread on the North Sea coast of England (Tijssse-Klasen et al. 2013), the Netherlands (Hofmeester et al. 2016), and Germany (Fig. 5). The 17 newly georeferenced locations of the rarely investigated vole tick *I. trianguliceps* indicate its occurrence throughout Germany. Finally, the distribution map of the best-studied tick, *I. ricinus*, was updated to 915 plotted locations now (Fig. 11). It seems quite certain that areas without any data points of *I. ricinus* in few parts of Germany probably mirror missing investigation rather than unsuitable areas for this tick species, e.g. parts of Schleswig-Holstein in northern Germany. Mountainous areas above an altitude of 1200 m might also be an exception.

Looking at the tick data presented here from the perspective of climate change, it seems that there have been only minor effects on the German tick fauna, as yet. However, *D. reticulatus* has been found much more frequently and in much larger numbers in parts of northern Germany in the past 2–3 decades than before. It is unclear to what extent this effect is due to climate change or habitat modification. Kahl and Dautel (2013) suggested that *D. reticulatus* might profit from increasing temperatures at its northern edge of distribution because development from oviposition to the F1 adult stage must take place within only one growing season in this species. The tick *D. marginatus*, which was clearly restricted to the mild climate of the Rhine-Main area, also seems to have expanded its range somewhat to the north.

## Conclusions

The first data update of the atlas of ticks in Germany is presented here. Greatest progress compared to the first version was made in mapping the occurrence of the ticks *C. vespertilionis*, *R. sanguineus* s.l., *I. arboricola*, *I. hexagonus*, *I. trianguliceps*, and *I. vespertilionis*. The data update also expands knowledge of the distribution of rare tick species. In individual federal states, the number of documented tick species has increased by up to five. Thus, the first data update of the tick atlas in Germany and the underlying digital dataset in the supplement significantly improves our knowledge of the distribution of tick species



and may be useful for future investigations to determine the effects of climate change and habitat changes on them.

**Supplementary Information** The online version contains supplementary material available at <https://doi.org/10.1007/s10493-023-00784-5>.

**Acknowledgements** The authors are grateful to Dr. Georg Henkel for leaving a reprint of Henkel et al. (1983) to us. Dr. Katharina Brugger (GÖG) helped obtain historical literature. Ingrid Kaipf (AGF BW e.V.) provided a scan of an article in the journal *Der Flattermann* and Elke Salomon provided an article in *Abhandlungen und Berichten für Naturkunde* published by the Museum of Natural Science, Magdeburg, Germany.

**Author contributions** FR: conceptualization, data georeferencing, visualization, writing—original draft, writing—review and editing. SZ, AW, DW: field study, tick collection. LCD: tick determination. OK: data curation, writing—review and editing

**Funding** Open access funding provided by University of Veterinary Medicine Vienna.

## Declarations

**Conflict of interest** The authors declare that they have no conflict of interest.

**Open Access** This article is licensed under a Creative Commons Attribution 4.0 International License, which permits use, sharing, adaptation, distribution and reproduction in any medium or format, as long as you give appropriate credit to the original author(s) and the source, provide a link to the Creative Commons licence, and indicate if changes were made. The images or other third party material in this article are included in the article's Creative Commons licence, unless indicated otherwise in a credit line to the material. If material is not included in the article's Creative Commons licence and your intended use is not permitted by statutory regulation or exceeds the permitted use, you will need to obtain permission directly from the copyright holder. To view a copy of this licence, visit <http://creativecommons.org/licenses/by/4.0/>.

## References

- Aeschlimann A, Büttiker W, Diehl PA, Eichenberger G, Immler R, Weiss N (1970) Présence d'*Ixodes trianguliceps* (Birula, 1895) et d'*Ixodes apronophorus* (Schulze, 1924) en Suisse (Ixodoidea; Ixodidae). *Rev Suisse Zool* 11:527–536 (in French)
- Aiello-Lammens ME, Boria RA, Radosavljevic A, Vilela B, Anderson RP, Bjornson R, Weston S (2019) spThin: functions for spatial thinning of species occurrence records for use in ecological models. <https://cran.r-project.org/web/packages/spThin/index.html>. Accessed 12 June 2020
- Artz V (1975) Synecology of ectoparasites of small mammals in Northern Germany (Siphonaptera, Phthiraptera, Acarina, Colcoptera: Leptinidae). *Entomol Germ* 1:105–143 (in German)
- Bigl S, Müller L, Pönitz G, Mickel C, Klapper BM, (1999) A survey on epidemiology of borreliosis in Saxony in (1997). *Infection rate of ticks with *Borrelia burgdorferi*. Bundesgesundheitsbl - Gesundheitsforsch - Gesundheitsschutz* 3(99):219–225 (in German)
- Bröker M, Müller F, Dobler G, Schape S, Chitimia-Dobler L (2021) Zecken von Wildtieren aus der Rhön. Beiträge zur Naturkunde in Osthessen 58:35–41 (in German)
- Centurion C, Gothe R, Hoffmann G, Liebisch A, Schein E (1979) The brown dog tick *Rhipicephalus sanguineus* (Latreille, 1806) in Germany, a problem in small animal practice. *Berl Munch Tierarztl Wochenschr* 92:472–477 (in German)
- Chitimia-Dobler L, Rieß R, Kahl O, Wölfel S, Dobler G, Nava S, Estrada-Peña A (2018) *Ixodes inopinatus*—occurring also outside the Mediterranean region. *Ticks Tick-Borne Dis* 9:196–200. <https://doi.org/10.1016/j.ttbdis.2017.09.004>
- Cornely M, Schultz U (1992) On the tick fauna of Eastern Germany. *Angew Parasitol* 33:173–183 (in German)
- Dautel H, Scheurer S, Kahl O (1999) The pigeon tick (*Argas reflexus*): its biology, ecology, and epidemiological aspects. *Zentbl Bakteriol* 289:745–753. [https://doi.org/10.1016/S0934-8840\(99\)80049-8](https://doi.org/10.1016/S0934-8840(99)80049-8)
- Dobat K (1975) Die Höhlenfauna der Schwäbischen Alb mit Einschluß des Dinkelberges, des Schwarzwaldes und des Wutachgebietes. *Abh, Karst und Höhlenkunde, D2* (in German)



- Dobat K (1978) Die Höhlenfauna der Fränkischen Alb. Abh, Karst und Höhlenkunde, D3 (in German)
- Estrada-Peña A, Nava S, Petney T (2014) Description of all the stages of *Ixodes inopinatus* n. sp. (Acari: Ixodidae). Ticks Tick-Borne Dis 5:734–743. <https://doi.org/10.1016/j.ttbdis.2014.05.003>
- Fachet K, Lindau A, Drehmann M, Mackenstedt U (2020) Die Braune Hundezecke–Aktuelle Studien zu *Rhipicephalus sanguineus* s.l. in Deutschland. In: Proc. 5th South German Tick Congress, University of Hohenheim, Germany, 2–4 March 2020. <https://www.zeckenkongress.de/programm> (in German)
- Fingerle V, Munderloh UG, Liegl G, Wilske B (1999) Coexistence of ehrlichiae of the phagocytophilia group with *Borrelia burgdorferi* in *Ixodes ricinus* from Southern Germany. Med Microbiol Immunol 188:145–149
- Gloyna K (2020) Bettwanzen, die gar keine sind - Fallbeispiel zum Auftreten von Fledermauswanzen und -zecken. Deutsche Gesellschaft für allgemeine und angewandte Entomologie - DGaE Nachrichten 34(2):98 (in German)
- Gothé R (1999) *Rhipicephalus sanguineus* (Ixodidae): Frequency of infestation and ehrlichial infections transmitted by this tick species in dogs in Germany; an epidemiological study and consideration. Wien Tierärztl Mschr 86:49–56 (in German)
- Griepenburg W (1935) Kluterhöhle, Bismark- und Rentropshöhle bei Milspe und ihre Tierwelt. Abh Westf Provinzial-Museum für Naturkunde 6:3–46 (in German)
- Griepenburg W (1941) Die Tierwelt der Höhlen des Hönnetales. Mitt Höhlen- und Karstforschung 1(2):55–60 (in German)
- Hauck D, Springer A, Pachnicke S, Schunack B, Fingerle V, Strube C (2019) *Ixodes inopinatus* in northern Germany: occurrence and potential vector role for *Borrelia* spp., *Rickettsia* spp., and *Anaplasma phagocytophilum* in comparison with *Ixodes ricinus*. Parasitol Res 118:3205–3216. <https://doi.org/10.1007/s00436-019-06506-4>
- Heddergott M (2004) Hoher Befall mit Zeckenlarven (*Argas vespertilionis*) in einer Kolonie der Zwergfledermaus (*Pipistrellus pipistrellus*). Nyctalus 9:410–411 (in German)
- Henkel G, Centurion C, Weiland G (1983) Isolation of a rodent babesiasis in southern Germany and its characterization. Berl Munch Tierärztl Wochenschr 96:242–244 (in German)
- Hesse GH, Völker K (1983) Ein Beitrag zur deutschen *Haemaphysalis*-Fauna (Ixodoidea, Ixodidae): *Haemaphysalis punctata* in Nordrhein-Westfalen. Z Parasitenk 69:393–393. <https://doi.org/10.1007/bf00927881> (in German)
- Heun C (1955) Biologie und Ökologie von *Choleva holsatica* Ihss. and Ben. Entomologische Mitteilungen aus dem Zoologischen Museum Hamburg 7:195–234 (in German)
- Hoffmann G (1981) Die Braune Hundezecke (*Rhipicephalus sanguineus* L.) in Berlin (West). Bundesgesundheitsblatt 24:41–50 (in German)
- Hoffmeister U, Teubner J, Teubner J (2008) Zweifarbfledermaus *Vespertilio murinus* (Linnaeus, 1758). Naturschutz und Landschaftspflege in Brandenburg 17:133–136 (in German)
- Hofmeester TR, van der Lei PB, Leeuwen AD, Sprong H, van Wieren SE (2016) New foci of *Haemaphysalis punctata* and *Dermacentor reticulatus* in the Netherlands. Ticks Tick Borne Dis 7:367–370. <https://doi.org/10.1016/j.ttbdis.2015.12.009>
- Hoogstraal H, Kohls GM (1960) Observations on the subgenus *Argas* (Ixodoidea, Argasidae, Argas) 1. Study of *A. reflexus reflexus* (Fabricius, 1794), the European bird argasid. Ann Entomol Soc Am 53:611–618. <https://doi.org/10.1093/aesa/53.5.611>
- Hornok S, Kováts D, Horváth G, Kontschán J, Farkas R (2020) Checklist of the hard tick (Acari: Ixodidae) fauna of Hungary with emphasis on host-associations and the emergence of *Rhipicephalus sanguineus*. Exp Appl Acarol 80:311–328. <https://doi.org/10.1007/s10493-019-00461-6>
- Kahl O, Dautel H (2013) Seasonal life cycle organisation of the ixodid tick *Dermacentor reticulatus* in Central Europe. Implications on its vector role and distribution. Med Kuzbass 13:84–87
- Kahl O, Bulling I, Chitimia-Dobler L (2022) Some new findings on the endophilic vector tick *Ixodes hexagonus* in Germany. Ticks Tick Borne Dis 13:101954. <https://doi.org/10.1016/j.ttbdis.2022.101954>
- Kahmann H, Halbgewachs J (1962) Natürliche Feinde und Parasiten der Schneemaus *Microtus nivalis* (Martins), 1842. Z Säugetierkunde 27:117–120 (in German)
- Koch L (1877) Verzeichnis der bei Nürnberg bis jetzt beobachteten Arachniden (mit Ausschluss der Ixodiden und Acariden) und Beschreibung von neuen hier vorkommenden Arten. Abhandl Naturhist Ges Nürnberg 6:113–198 (in German)
- Kulzer E (2002) 15 Jahre Beobachtungen in der Mausohr-Wochenstube von St. Michael in Entringen, Krs. Tübingen. Nyctalus 8:141–158 (in German)
- Kulzer E (2003) *Argas (Carios) vespertilionis* (Latreille, 1802), die 'Runde Fledermauszecke Argas' in Baden-Württemberg. Der Flattermann 15:8–11 (in German)

- Lengauer H, Just FT, Edelhofer R, Pfister K (2006) Tick infestation and the prevalence of *Borrelia burgdorferi* and *Babesia divergens* in cattle in Bavaria. *Berl Munch Tierarztl Wochenschr* 119:335–341 (in German)
- Lengersdorf F (1929) Beitrag zur Kenntnis der Höhlenfauna Westfalens. *Verhandlungen des naturhistorischen Vereines der preussischen Rheinlande* 85:106–108 (in German)
- Liebisch G, Liebisch A (2007) *Dermacentor reticulatus* and canine babesiosis in Germany: a veterinary update. *Prakt Tierarzt* 88:222–230 (in German)
- Ludwig M, Grosse WR (2014) Zur Biometrie und zum Parasitenbefall von Zauneidechsen-Populationen der Region Halle-Leipzig (*Lacerta agilis*). *Hercynia* 47:113–130 (in German)
- Maasjost C (2006) Auwaldzecken in Deutschland. *Der Hund* 5(2006):10–11 (in German)
- Maaz D (2018) The influence of co-infections on the reservoir competence of peridomestic rodents for tick-borne pathogens. Doctoral thesis, University of Berlin, Germany
- Maetzel D, Maier AWA, Kampen H (2005) *Borrelia burgdorferi* infection prevalences in questing *Ixodes ricinus* ticks (Acari: Ixodidae) in urban and suburban Bonn, western Germany. *Parasitol Res* 95:5–12
- Matuschka FR, Endepols S, Richter D, Ohlenbusch A, Eiffert H, Spielman A (1996) Risk of urban Lyme disease enhanced by the presence of rats. *J Infect Dis* 174:1108–1111. <https://doi.org/10.1111/j.1365-2915.1990.tb00459.x>
- Müller J (1977) Vorkommen von *Ixodes lividus* Koch (syn. *I. plumbeus* Leach) auf *Riparia riparia* L. und deren hygienische Bedeutung. *Abh Ber Naturkde Vorgesch Magdeburg* 12:3–10 (in German)
- Müller M (2019) Untersuchung zur Prävalenz von Frühsommer-Meningoenzephalitis-Viren, von *Borrelia burgdorferi* sensu lato und *Anaplasma phagocytophilum* in Zecken der Art *Ixodes ricinus* in Rheinland-Pfalz und im Saarland (Deutschland). Doctoral thesis, Univ. Saarland, Germany (in German)
- Naß W (1975) Untersuchungen zur Aktivität der Zecke *Ixodes ricinus* L. in zwei Naherholungsgebieten der Stadt Halle S. *Hercynia* 12:325–340 (in German)
- Negrobov VP, Borodin VS (1964) Einige seltene Zeckenfunde im mittleren Teil der DDR. *Angew Parasitol* 5:107–111 (in German)
- Nicola M, Alsafi Z, Sohrabi C, Kerwan A, Al-Jabir A, Iosifidis C, Agha M, Agha R (2020) The socio-economic implications of the coronavirus pandemic (COVID-19): a review. *Int J Surg* 78:185–193. <https://doi.org/10.1016/j.ijsu.2020.04.018>
- Nuttall GHF (1916) Notes on ticks. IV. Relating to the genus *Ixodes* and including a description of three new species and two new varieties. *Parasitology* 8:294–337. <https://doi.org/10.1017/S0031182000010623>
- Obsomer V, Wirtgen M, Linden A, Claerebout E, Heyman P, Heylen D, Madder M, Maris J, Lebrun M, Tack W, Lempereur L, Hance T, Van Impe G (2013) Spatial disaggregation of tick occurrence and ecology at a local scale as a preliminary step for spatial surveillance of tick-borne diseases: general framework and health implications in Belgium. *Parasit Vectors* 6:190. <https://doi.org/10.1186/1756-3305-6-190>
- Ott D, Ulrich K, Ginsbach P, Öhme R, Bock-Hensley O, Falk U, Teinert M, Lenhard T (2020) Tick-borne encephalitis virus (TBEV) prevalence in field-collected ticks (*Ixodes ricinus*) and phylogenetic, structural and virulence analysis in a TBE high-risk endemic area in southwestern Germany. *Parasit Vectors* 13:303
- Page S, Daschkin C, Anniko S, Krey V, Nicolaus C, Maxeiner HG (2018) First report of *Borrelia miyamotoi* in an *Ixodes ricinus* tick in Augsburg, Germany. *Exp Appl Acarol* 74:191–199
- Petney T (2021) Finding of a single specimen of *Carios vespertilionis* in Baden-Württemberg. Personal communication
- Petney TN, Pfäffle MP, Skuballa JD (2012) An annotated checklist of the ticks (Acari: Ixodida) of Germany. *Syst Appl Acarol* 17:115–170. <https://doi.org/10.11158/saa.17.2.2>
- Petney TN, Moser E, Littwin N, Pfäffle M, Muders SV, Taraschewski H (2015) Additions to the 'Annotated Checklist of the Ticks of Germany': *Ixodes acuminatus* and *Ixodes inopinatus*. *Syst Appl Acarol* 20:221–224. <https://doi.org/10.11158/saa.20.2.9>
- Poljak SC (2012) Epidemiologische Studie zu zeckenübertragenen Krankheitserregern in *Ixodes ricinus* aus bayerischen Parkanlagen. Doctoral thesis, Univ. Munich, Germany (in German)
- R Development Core Team (2019) R: A language and environment for statistical computing, Version 3.6.2. R Foundation for Statistical Computing, Vienna, Austria, ISBN 3-900051-07-0. <http://www.R-project.org>
- Răileanu C, Tauchmann O, Silaghi C (2022) Sympatric occurrence of *Ixodes ricinus* with *Dermacentor reticulatus* and *Haemaphysalis concinna* and the associated tick-borne pathogens near the German Baltic coast. *Parasit Vectors* 15:65. <https://doi.org/10.1186/s13071-022-05173-2>
- Rehbein S, Kaulfuß KH, Visser M, Sommer MF, Grimm F, Silaghi C (2016) Parasites of sheep herding dogs in central Germany. *Berl Munch Tierarztl Wochenschr* 129:56–64

- Rollins RE, Margos G, Brachmann A, Krebs S, Mouchet A, Dingemans NJ, Laatumä AE, Reghaissia N, Fingerle V, Metzler D, Becker NS, Chitimia-Dobler L (2023) German *Ixodes inopinatus* samples may not actually represent this tick species. bioRxiv preprint <https://doi.org/10.1101/2023.02.14.528458>
- Rubel F, Brugger K (2022) Maps of ticks (Acari: Argasidae, Ixodidae) for Austria and South Tyrol, Italy. *Exp Appl Acarol* 86:211–233. <https://doi.org/10.1007/s10493-022-00688-w>
- Rubel F, Brugger K, Monazahian M, Habedank B, Dautel H, Leverenz S, Kahl O (2014) The first German map of georeferenced ixodid tick locations. *Parasit Vectors* 7:477. <https://doi.org/10.1186/s13071-014-0477-7>
- Rubel F, Brugger K, Walter M, Vogelgesang JR, Didyk YM, Fu S, Kahl O (2018) Geographical distribution, climate adaptation and vector competence of the Eurasian hard tick *Haemaphysalis concinna*. *Ticks Tick Borne Dis* 9:1080–1089. <https://doi.org/10.1016/j.ttbdis.2018.04.002>
- Rubel F, Brugger K, Chitimia-Dobler L, Dautel H, Meyer-Kayser E, Kahl O (2021) Atlas of ticks (Acari: Argasidae, Ixodidae) in Germany. *Exp Appl Acarol* 84:183–214. <https://doi.org/10.1007/s10493-021-00619-1>
- Rubel F, Dautel H, Nijhof AM, Kahl O (2022) Ticks in the metropolitan area of Berlin, Germany. *Ticks Tick Borne Dis* 13:102029. <https://doi.org/10.1016/j.ttbdis.2022.102029>
- Rupp D, Zahn A, Ludwig P (2004) Actual records of bat ectoparasites in Bavaria (Germany). *Spixiana* 27:185–190
- Sándor AD, Mihalca AD, Domssa C, Péter A, Hornok S (2021) Argasid ticks of palearctic bats: distribution, host selection, and zoonotic importance. *Front Vet Sci* 8:684737. <https://doi.org/10.3389/fvets.2021.684737>
- Scheffler I (2011) The ectoparasites of the European bats-part 1. *Nyctalus* 16:246–263 (in German)
- Scheffler I (2012) The ectoparasites of the European bats-part 2. *Nyctalus* 17:104–119 (in German)
- Scheffler I (2013) The ectoparasites of the European bats-part 4. *Nyctalus* 18:231–244 (in German)
- Schilling F, Böttcher M, Walter G (1981) Probleme des Zeckenbefalls bei Nestlingen des Wanderfalken (*Falco peregrinus*). *J Ornithol* 122:359–367. <https://doi.org/10.1007/BF01652924> (in German)
- Schmidt E (1987) Findings of Acari in bats in the district of Neubrandenburg (GDR). *Angew Parasitol* 28:103–107 (in German)
- Schöffel I, Schein E, Wittstadt U, Hentsche J (1991) Parasites of the red fox in Berlin (West). *Berl Munch Tierarztl Wochenschr* 104:153–157 (in German)
- Schreiber C, Krücken J, Beck S, Maaz D, Pachnicke S, Krieger K, Gross M, Kohn B, Samson-Himmelsjærna G (2014) Pathogens in ticks collected from dogs in Berlin/Brandenburg, Germany. *Parasit Vectors* 7:535. <https://doi.org/10.1186/s13071-014-0535-1>
- Schulze P (1918) Die Neuheiten der märkischen Insektenfauna 1917 (einschließlich Eriophyiden und Ixodiden). *Deutsch Ent Zeitschr* 1918(1919):277–292 (in German)
- Schulze P (1924) *Ixodes apronophorus* n. sp., eine neue deutsche Zecke von *Arvicola amphibious* L. *Zool Anzeig* 59:281–284 (in German)
- Schulze P (1925) Endemisches Vorkommen einer Mediterranen Zecke (*Dermacentor reticulatus* F.) in Deutschland. *Zoomorphology* 3:704–705
- Schulze P (1932) Die Zecken als Vogelparasiten. *J Ornithol* 80:318–329. <https://doi.org/10.1007/BF01905401> (in German)
- Schulze P (1933) Neue und wenig bekannte deutsche *Ixodes*-Arten. *Z Parasitenk* 6:432–437. <https://doi.org/10.1007/bf02121956> (in German)
- Schulze P (1937) Die kleinhöhlenbewohnenden Zecken der Artengruppe nach *Ixodes autumnalis* Leach 1815. *Z Parasitenk* 9:351–372. <https://doi.org/10.1007/BF02119889> (in German)
- Schulze P (1943) Die Zecke *Endopalgiger heroldi* P. Sch. als wahrscheinliches Tertiärrelikt in Deutschland. *Zool Anz* 143:253–259 (in German)
- Schulze P, Schlottke E (1929) Kleinhöhlenbewohnende deutsche Zecken mit Beschreibung dreier neuer Baumhöhlenbrüter und einer Bestimmungstabelle der deutschen *Ixodes*. *Sitzungsber. Abh. Naturf. Ges. Rostock III. F.* 2:95–112 (in German)
- Springer A, Lindau A, Probst J, Drehmann M, Facht K, Thoma D, Vineer HR, Noll M, Dobler G, Mackenstedt U, Strube C (2022) Update and prognosis of *Dermacentor* distribution in Germany: nationwide occurrence of *Dermacentor reticulatus*. *Front Vet Sci* 9:1044597. <https://doi.org/10.3389/fvets.2022.1044597>
- Stadler H, Schenkel E (1940) Die Spinnentiere (Arachniden) Mainfrankens. *Mitteilungen des Naturwissenschaftlichen Museums der Stadt Aschaffenburg* 2:1–58 (in German)
- Tijssen-Klassen E, Hansford KM, Jahfari S, Phipps P, Sprong H, Medlock JM (2013) Spotted fever group rickettsiae in *Dermacentor reticulatus* and *Haemaphysalis punctata* ticks in the UK. *Parasit Vectors* 6:212. <https://doi.org/10.1186/1756-3305-6-212>

- Topp AK, Springer A, Dobler G, Bestehorn-Willmann M, Monazahian M, Strube C (2022) New and confirmed foci of tick-borne encephalitis virus (TBEV) in Northern Germany determined by TBEV detection in ticks. *Pathogens* 11:126. <https://doi.org/10.3390/pathogens11020126>
- Voigts H, Oudemans AC (1904) Zur Kenntnis der Milben-Fauna von Bremen. *Abhandl Naturwissenschaftl Verein Bremen* 18:199–253. (in German)
- Walter G (1981) Seasonal dynamics and biology of *Ixodes trianguliceps* Birula, 1895 (Ixodoidea, Ixodidae) in Northern Germany. *J Appl Entomol* 92:433–440 (in German)
- Walter G (1988) Die Ektoparasitenfauna (Siphonaptera, Anoplura, Ixodidae) der Kleinsäuger der Inseln Mellum und Memmert. *Drosera* 88:323–328 (in German)
- Walter G (1992) Verbreitung und Biologie von *Argas vespertilionis*, *Ixodes simplex* und *Ixodes ricinus* (Ixodoidea: Ixodidae; Argasidae) bei Fledermäusen (Chiroptera) in der Bundesrepublik Deutschland. *Myotis* 30:123–132 (in German)
- Walter G, Benk A (1982) Ectoparasitic fauna of bats (Chiroptera) of Lower Saxony. *Angew Parasitol* 23:230–232 (in German)
- Walter G, Kock D (1985) Records of *Ixodes vespertilionis*, *I. simplex* and *Argas vespertilionis* (Ixodoidea: Ixodidae, Argasidae) from German bats (Chiroptera). *Z Parasitenk* 71:107–111
- Walter G, Liebisch A, Vauk C (1979) Untersuchungen zur Biologie und Verbreitung von Zecken (Ixodoidea, Ixodidae) in Norddeutschland. II. Zecken der Zugvögel auf der Insel Helgoland. *Z Angew Zool* 66:445–461 (in German)
- Weber D (1991) Die Evertbratenfauna der Höhlen und künstlichen Hohlräume des Katasterggebietes Westfalen einschließlich der Quell- und Grundwasserfauna. *Abh. Karst und Höhlenkunde*, 25, 701pp (in German)
- Weigand A, Zaenker S, Weber D, Schaper S, Bröker M, Zaenker C, Chitimia-Dobler L (2023) Tick by-catches from subterranean environments in the Central German Uplands and Luxembourg reveal a predominance of male *Ixodes hexagonus*. Unpublished manuscript

**Publisher's Note** Springer Nature remains neutral with regard to jurisdictional claims in published maps and institutional affiliations.