



# Mass or pace? Seasonal energy management in wintering boreal passerines

Juli Broggi<sup>1,2</sup> · Johan F. Nilsson<sup>1</sup> · Kari Koivula<sup>3</sup> · Esa Hohtola<sup>3</sup> · Jan-Åke Nilsson<sup>1</sup>

Received: 17 October 2018 / Accepted: 20 December 2018 / Published online: 7 January 2019  
© The Author(s) 2019

## Abstract

Research on winter energy management in small vertebrates has focused on the regulation of body mass (BM) within a framework of starvation-predation trade-off. Winter-acclimatized birds exhibit a seasonal increase in both BM and basal metabolic rate (BMR), although the patterns of co-variation between the two traits remain unknown. We studied this co-variation in three different species of wild titmice, great, blue and willow tits, originating from two boreal regions at different latitudes. Seasonal change in BM and BMR was inter-dependent, particularly in the great tit; however, by contrast, no seasonal change was observed in the willow tit. BMR changed non-linearly in concert with BM with a peak in midwinter for both blue and great tits, whereas such non-linear pattern in willow tit was opposite and independent of BM. Surprisingly, BMR appears to be more sensitive to ambient temperatures than BM in all three species studied. Energy management is a multifaceted strategy that cannot be fully understood without considering reserve levels and energy expenditure simultaneously. Thus, our study indicates that the prevailing conceptual framework based on variation in BM alone is insufficient to understand seasonal energy management in small wintering passerines.

**Keywords** Basal metabolic rate · Parus · Phenotypic integration · Winter ecology · Optimal body mass theory

## Introduction

Endotherms often need to invest energy in heat production to maintain body temperature within a range compatible with life (Alexander 1999). Over-wintering at high latitudes is especially challenging for small passerines as they cannot store large internal energy reserves and, therefore, need to cover their daily energy requirements at a time when environmental conditions deteriorate, time available for feeding

diminishes and non-renewable food resources become scarcer (Blem 2000). Birds track environmental conditions to prevent starvation during harsh ambient episodes (Carey and Dawson 1999), and as part of an acclimatization process raise their metabolic capacity (Broggi et al. 2004) and the level of energy reserves (Blem 1990) to meet increasing thermogenic needs. During nighttime, which is a forced fasting period, heat production is fueled by internal body stores largely composed of fat, although other internal tissues are catabolized when fat reserves are depleted (Hulbert and Else 2000).

Energy management during winter is believed to rely basically on the adaptive acquisition and storage of reserves (McNamara and Houston 1990; McNamara et al. 1994; Houston et al. 1997; Pravosudov and Grubb 1997; Brodin 2007). This scenario has been extensively studied from both a theoretical and empirical perspective, giving rise to what is known as the “optimal body mass” (OBM) theory (Lima 1986; Rogers 1987; Rogers and Smith 1993; Witter and Cuthill 1993; Houston et al. 1997). The central tenet underlying this theory is that birds should carry as large energy reserves as needed to prevent starvation risk (Krams et al. 2013) or to be able to sustain disease-induced periods of

Communicated by Indrikis Krams.

**Electronic supplementary material** The online version of this article (<https://doi.org/10.1007/s00442-018-04332-6>) contains supplementary material, which is available to authorized users.

✉ Juli Broggi  
julibroggi@gmail.com

<sup>1</sup> Section of Evolutionary Ecology, Department of Biology, University of Lund, 223 62 Lund, Sweden

<sup>2</sup> Estación Biológica de Doñana (CSIC), Av. Americo Vespucio 26, 41092 Seville, Spain

<sup>3</sup> Department of Ecology and Genetics, University of Oulu, P.O. Box 3000, 90014 Oulu, Finland

anorexia (Speakman 2018). Furthermore, since their internal reserves are rarely at its maximum, it follows that there should be some associated costs of carrying and/or gathering reserves, probably in terms of predation. Consequently, birds should optimize their energy reserves according to a predation-starvation trade-off (Lima 1986; Witter and Cuthill 1993; Gosler 1996; Bonter et al. 2013). Such predation-starvation trade-offs may vary between individuals for example according to dominance (Krams et al. 2013). Small wintering birds exhibit a pronounced daily body mass (BM) increase (Cuthill et al. 2000; MacLeod et al. 2005; Moiron et al. 2018), superimposed on a seasonal cycle known as winter fattening (Lehikoinen 1987; Rogers 1987; Haftorn 1989; Rogers and Rogers 1990; Bednekoff and Houston 1994; Koivula et al. 1995; Rintamäki et al. 2003). However, although the OBM theory has received considerable empirical support for daily patterns of BM variation (e.g., Polo et al. 2007), evidence is equivocal for energy management strategies over larger time scales and in hoarding species (e.g., Pravosudov and Grubb 1998; Brodin 2000; Broggi et al. 2003; Cooper 2007).

Furthermore, in addition to BM regulation winter-acclimatized small birds increase the capacity for metabolic output that concomitantly leads to an overall increase in the cost of maintenance, i.e., basal metabolic rate (BMR) (Kendeigh and Blem 1974; Liknes et al. 2002; Broggi et al. 2004, 2007; Swanson 2010), which is paralleled with changes in body composition (Scott et al. 1996; Liknes and Swanson 2011; Petit et al. 2014; Zheng et al. 2014). BMR is a highly plastic trait that can change in a matter of days (Piersma and Lindström 1997; Swanson and Olmstead 1999; Petit et al. 2013; Petit and Vézina 2014; Dubois et al. 2016). Still, individual birds follow consistent BMR strategies (Speakman et al. 2004) as it is a long-term repeatable trait (Broggi et al. 2009) that is heritable (Nilsson et al. 2009) and, thus, susceptible to selection (Sadowska et al. 2015). If energy is not constraining, increases in BMR have been related to increased working capacity (Nilsson 2002; Sadowska et al. 2013) and fitness (Boratynski et al. 2013; Sadowska et al. 2015), see (Biro and Stamps 2010). However, BMR it is often assumed to be shaped by indirect selection on other correlated traits, e.g., maximal metabolic rate, and thus unlikely to be adaptively modulated (Swanson et al. 2017), although evidence accumulates suggesting that BMR responds differently to environmental conditions than such correlated traits (Petit et al. 2013; Dubois et al. 2016). The ecological significance of individual variation in BMR remains poorly understood (see Burton et al. 2011), as it may change among different populations and circumstances (Rønning et al. 2015; Nilsson and Nilsson 2016).

Since both BM and BMR are phenotypically integrated traits that are highly and positively related, understanding how environmental factors affect one independently of the

other requires a reciprocal standardization for a proper interpretation of each trait separately. On the one hand, BM is an emerging property of the organism, which necessarily changes with the proportion of different tissues. However, the prevalent theoretical framework assumes that winter changes in BM mostly result from variation in fat reserves (Blem 1990; Broggi 2006 and references therein). Furthermore, changes in BMR may result from variation in size of different organs or the proportion of tissues that will likely influence BM (Piersma and Lindström 1997; Książek et al. 2004; Petit et al. 2014), in addition to changes in cellular aerobic metabolic intensity (Rønning et al. 2008). Absolute BM ( $BM_{abs}$ ) represents the whole-animal BM that includes all variation due to structural size and changes in body composition, while standardized BM by BMR ( $BM_{std}$ ) represents the individual BM that is independent of the variation in BMR. Variation in BMR necessarily involves variation in sizes and proportions of organs and tissues with different metabolic activity. Therefore, variation in  $BM_{std}$  would reflect variation in tissues with lower metabolic activity such as fat that largely compose the internal body reserves in birds (Klaassen and Biebach 1994). On the other hand, studies on energy metabolism have traditionally corrected BMR for BM to standardize BMR measurements across individuals and species as an estimate of metabolic intensity (Hulbert and Else 2000). However, whole-animal ( $BMR_{abs}$ ) and mass-specific metabolism ( $BMR_{std}$ ) have been recognized as different traits with different biological meaning (Hayes 2001; Nespolo and Franco 2007; Rønning et al. 2008). While  $BMR_{abs}$  represents the overall basal energy consumption of the whole animal and scales with individual size,  $BMR_{std}$  is the mass-specific BMR that reflects variation in metabolic intensity of the different organs/tissues of the individual (Rønning et al. 2008; Petit et al. 2014; Zheng et al. 2014). While mass-specific BMR has been widely used as a measure of metabolic intensity and for comparative purposes, standardizing BM for BMR is a novel approach (but see Senar et al. 2000).

Ecological research on energy management in wintering birds has traditionally focused on BM fluctuations as a proxy of reserve acquisition and storage within the starvation-predation trade-off framework (OBM), whereas changes in BMR have been considered as a byproduct of the regulation on other traits rather than a strategically modulated mechanism (e.g., Speakman et al. 2004; Burton et al. 2011). We hypothesize that BMR can be adaptively adjusted to changing environmental and ecological circumstances in addition to BM. If both traits were to be modulated in concert, albeit on different time scales (days vs. hours), the OBM would no longer be sufficient to interpret energy management in wintering small passerines. Here, we explore to what extent these two traits covary and respond independently to the environmental conditions in three species of forest dwelling

passerines with distinct life-history strategies and originating from two different climatic regions to reveal potential strategies in the simultaneous regulation of BM and BMR during winter.

## Materials and methods

### Study areas and birds

We analyzed BM and BMR in 660 individuals belonging to three titmice species from two different populations, Oulu (Finland) (65°N, 25°30'E) and Lund (Sweden) (55°40'N, 13°25'E). BMR from all individuals was measured throughout the night and the next morning they were released at the point of capture. Many individuals were captured more than once and re-measured (up to six times both within and among winters) totaling 822 measurements. Free living great tits (*Parus major*), blue tits (*Cyanistes caeruleus*) and willow tits (*Poecile montanus*) were captured and measured near Oulu from winter 1999–2000 until winter 2005–2006. Birds were captured at dusk during the non-breeding season by baited funnel traps in Oulu (182 great tits, 29 blue tits and 35 willow tit individuals). Free living great and blue tits from Lund were captured after dusk while roosting in nestboxes from winter 1999–2000 until winter 2006–2007 (159 great tits and 255 blue tit individuals). All birds were captured within 2 h before and after sunset. Willow tits are absent from the Lund region and, therefore, could not be included in the regional comparison. On first capture, birds from all three species were sexed, aged and measured for biometrical variables by standard methods (Koivula and Orell 1988, Broggi et al. 2004). The different capturing methods used in the two populations have been proven innocuous and did not bias the samples obtained as shown by a subsample of individuals trapped with the alternate capture methods in each location (Broggi 2006).

Great and blue tits are temperate deciduous forest species that remain resident on their breeding grounds during winter in the southern study area (Lund). In contrast, great and blue tits in northern Finland are close to their northernmost distribution range, an area that has been colonized in historic times, and spend the winter in loose flocks near human settlements (Valkama et al. 2011). Willow tit is a boreal forest species that is well adapted to survive boreal winters without the need of human-provided food, being a highly resident forest species that hoards food within their territory that can buffer winter food shortage.

### Body mass and metabolic measurements

BMR is defined as the average minimal oxygen consumption under post-absorptive digestive conditions during the resting

phase of the daily cycle of non-growing, non-reproductive animals at thermoneutrality (McNab 1997). Thus, BMR was measured as oxygen consumption during the night in an open-circuit respirometer in a dark climate chamber at a constant temperature of 25 °C, well within the thermoneutral zone for winter-acclimatized tits (own unpublished data). Outdoor air was pushed through mass-flow controllers [Oulu: initially Bronkhorst Hi-Tec F201C (Netherlands) and later FMA-A2407, Omega Engineering, Inc. (USA); Lund: Bronkhorst Hi-Tec F201C (The Netherlands)] at 300 ml/min into the metabolic chambers containing each individual. Outcoming air was scrubbed for CO<sub>2</sub> and H<sub>2</sub>O before being directed through a multiplexer in turns of 5–10 min (depending on the respirometer) to the Oxygen analyzer [Oulu: first Servomex 1440 (UK) and later S-3A Ametek (USA); Lund: Servomex 4100 (UK)]. Each cycle lasted an hour and included reference air to control for the analyzer bias. Details on each respirometer configuration, data extraction procedures and potential sources of bias between Oulu and Lund have been described in detail elsewhere (Broggi 2006). Birds were weighed after capture at the closest 0.1 g. After the measurement night, birds were released at the point of capture.

### Statistical analyses

We used general linear mixed models to explain the seasonal variation in BM and BMR in the three species of titmice. Great tits and blue tits originated from two distinct populations differing in winter environmental conditions (Broggi et al. 2004). Hence, locality (Lund or Oulu) was included as a fixed factor in analyses involving great and blue tits. We first tested differences between populations in the relation between BM and BMR. Afterwards, we incorporated individual variables such as sex as a categorical predictor, and age (1 = 1st winter; 2 = older than 1st winter; 3 = 2nd winter, etc.) and body size (tarsus length) as continuous predictors (Senar and Pascual 1997). The environmental variables included were year of study (winter 1999–2000 = 1), date (October 1st = 1), average minimum temperature of previous month, week and day of capture (°C) (hereafter month, week and day MT). First-order interactions between locality, sex and the other variables were included in the full models. Additionally, date squared was included as a predictor variable to test for non-linear effects of season i.e., date.

Two sets of models were fitted for each dependent variable: BM and BMR. First, full models were analyzed singly, without considering BMR and BM as covariates (hereafter BM<sub>abs</sub> and BMR<sub>abs</sub>). Second, the same full models were fitted with the incorporation of BMR as covariate in the BM model, and BM in the BMR model (hereafter BM<sub>std</sub> and BMR<sub>std</sub>, respectively). Models were estimated by REML and individual was included as a random factor. We used

the autoregressive covariance structure and estimated DF by the Satterthwhite method. The full model was reduced in a backward step-wise manner according to the highest  $p$  value starting with the interactions, and AIC (Akaike's information criterion) was used to choose when to stop the step-wise elimination process. Sequential reintroduction of each eliminated main effect back into the final model never improved the fit (as determined by AIC). Final models are presented in tables together with the corresponding AIC values, and the  $F$  values, DF and  $p$  values corresponding to each predictor. Parameter estimates  $\pm$  SE are provided for continuous predictors. Full models and parameters removed are presented with the corresponding values when removed from the model (ESM). All  $p$  values are two-tailed. All continuous variables fulfilled the requirements of normality.

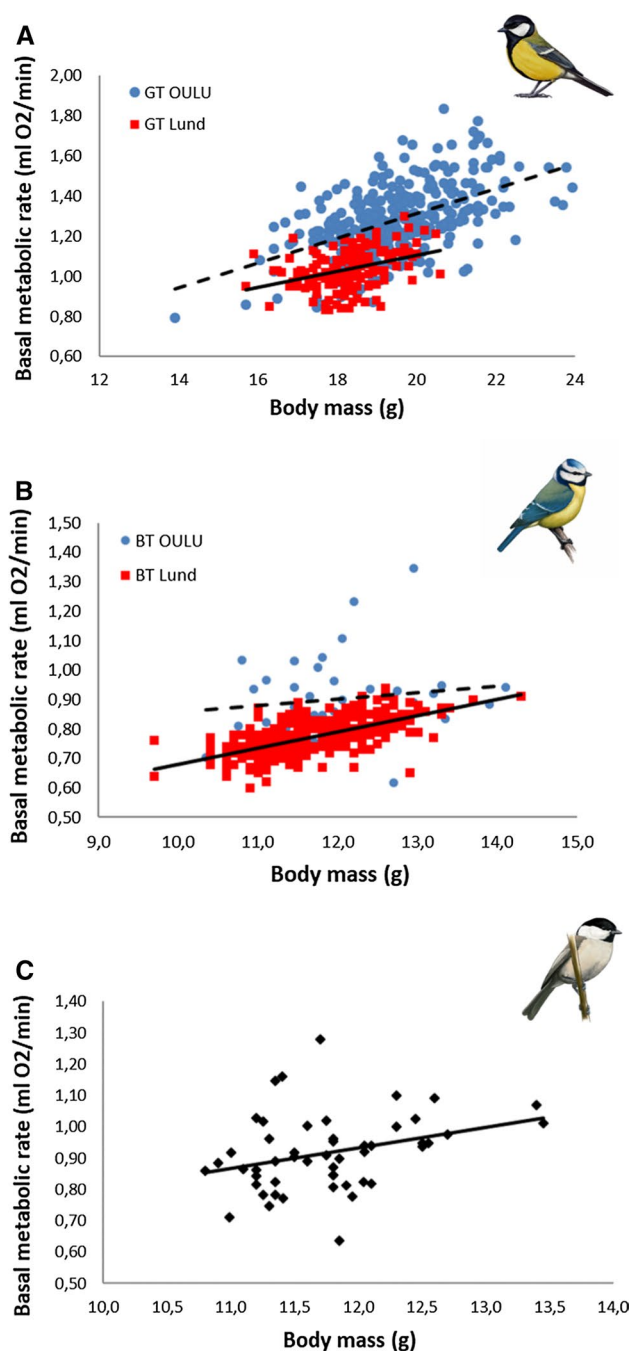
## Results

BM and BMR were positively related in all three-species studied, independently of any of the covariates considered (Fig. 1). The positive relationship was similar in the two populations of great tits (slope: Oulu  $0.062 \pm <0.005$  vs. Lund  $0.040 \pm 0.012$ ; interaction between BM and location:  $F_{1,444.4} = 2.87$ ;  $p = 0.09$ ; Fig. 1a), whereas blue tits in the Lund population exhibited a steeper increase in BMR for a given increase in BM than in the Oulu population (slope: Oulu  $0.021 \pm 0.012$  vs. Lund  $0.055 \pm <0.005$ ; interaction between BM and location:  $F_{1,310} = 6.39$ ;  $p = 0.01$ ; Fig. 1b). The slope for the willow tit in Oulu was  $0.065 \pm 0.029$  (Fig. 1c).

## Body mass variation

Males in all three species were heavier than females both in  $BM_{abs}$  (Table 1 and Fig. 2) and  $BM_{std}$  (Table 1). Sexual size dimorphism in  $BM_{abs}$  varied substantially among the three species (great tit 2.48%; blue tit 6.27%; willow tit 5.45%). Furthermore, both great and blue tits were heavier in Oulu than in Lund (Table 1 and Fig. 2a, b). In both  $BM_{abs}$  and  $BM_{std}$  of blue tits, an interaction between sex and location indicates that the difference between locations was most pronounced among males (Table 1 and Fig. 2b).

There was a seasonal change in  $BM_{abs}$  in both great and blue tits, although the effect of date differed between species. While the relation was non-linear in great tits with a peak in midwinter,  $BM_{abs}$  decreased linearly through winter in blue tits (Table 1 and Fig. 3a, b). Likewise, seasonal variation in  $BM_{std}$  also differed among species.  $BM_{std}$  in great tits varied between locations throughout the season and depending on the BMR level, as shown by the interactions between  $date^2$  and location, and BMR, respectively. Great tit individuals with high BMR level exhibited a



**Fig. 1** Relationship between body mass ( $BM_{abs}$ , g) and winter basal metabolic rate ( $BMR_{abs}$ , ml  $O_2$ /min) with their corresponding trend lines in great tit (a) and blue tit (b) populations from Oulu (blue circles and dashed line) and Lund (red squares and solid line), and willow tits (c) from Oulu (black circles and solid line)

midwinter peak in  $BM_{std}$ , which was more pronounced in Oulu than in Lund (Oulu  $-1.4 \times 10^{-4} \pm 4.3 \times 10^{-5}$  vs. Lund  $-1.1 \times 10^{-4} \pm 3.9 \times 10^{-5}$ ; Table 1, ESM), whereas  $BM_{std}$  linearly decreased in blue tits through winter at both locations (Table 1, ESM). Willow tits showed no significant seasonal variation in  $BM_{abs}$  nor in  $BM_{std}$  (Table 1, Fig. 3c).

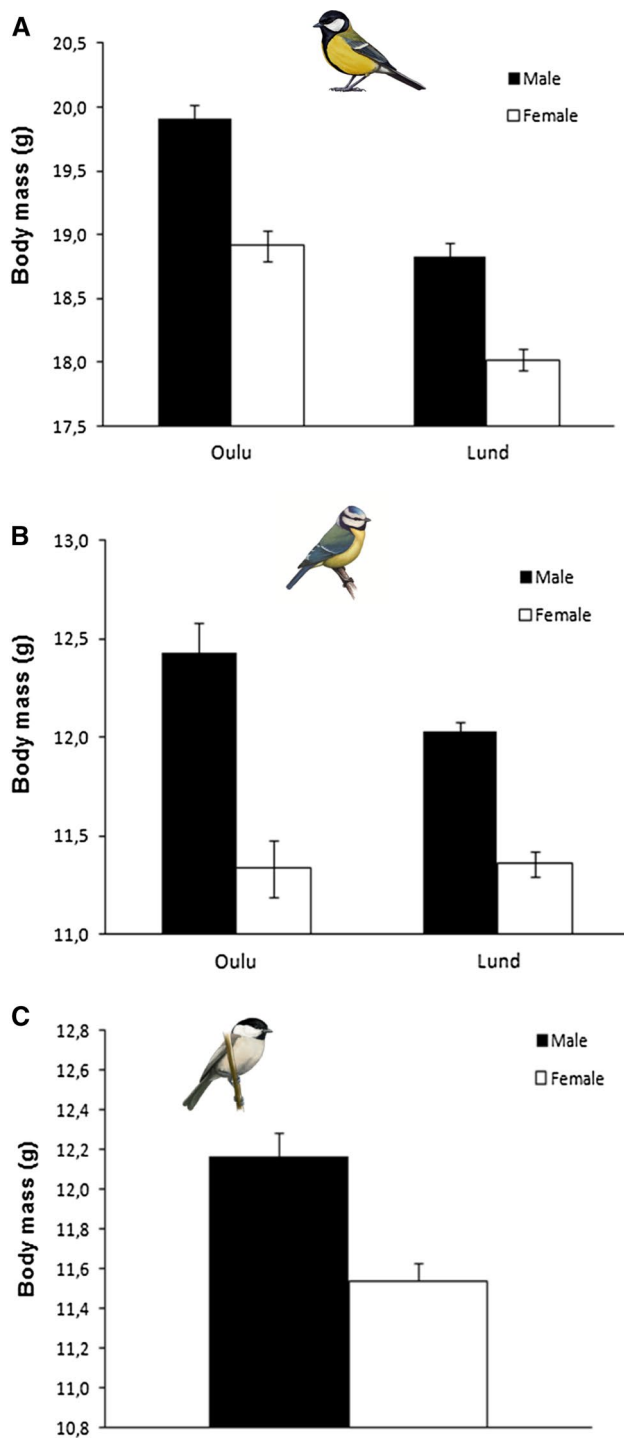
**Table 1** Results from the general linear mixed models on great tit (*Parus major*), blue tit (*Cyanistes caeruleus*) and willow tit (*Poecile montanus*) body mass (BM) as dependent variables, with (BM<sub>std</sub>) and without (BM<sub>abs</sub>) considering basal metabolic rate (BMR) as a covariate

Final models on BM considering BMR as covariate (BM <sub>std</sub> )																	
Great tit ( <i>Parus major</i> )					Blue tit ( <i>Cyanistes caeruleus</i> )					Willow tit ( <i>Poecile montanus</i> )							
AIC	Predictors	F value	DF	p	Estimate ± SE	AIC	Predictors	F value	DF	p	Estimate ± SE	AIC	Predictors	F value	DF	p	Estimate ± SE
1224.4	Sex	22.68	1290.7	<0.001		473.3	Sex	47.25	1212.7	<0.001		57.9	Sex	40.0	143.6	<0.001	
	Loc	3.97	1145.2	0.048			Loc	52.12	1293.7	<0.001			BMR	7.07	142.5	0.010	1.131 ± 0.425
	Tarsus	49.80	1306.7	<0.001	0.488 ± 0.069		Tarsus	26.57	1269.9	<0.001	0.280 ± 0.054		Month MT	8.33	146.6	0.006	-0.072 ± 0.025
	BMR	13.01	1265.9	<0.001	1.971 ± 0.547		BMR	63.82	1293.4	<0.001	5.781 ± 0.489						
	Date	2.58	1254	0.109	0.007 ± 0.004		Date	4.55	1142.9	0.035	-0.003 ± 0.001						
	Date <sup>2</sup>	9.85	1336.4	0.002	< -0.001 ± 0.001		Winter	10.84	1117.3	0.001	0.128 ± 0.039						
	BMR*Date <sup>2</sup>	6.38	1344.4	0.012	<0.001 ± <0.001		Sex*Loc	8.26	1209.1	0.005							
	Date*Sex*Loc	4.65	1156.7	0.033			BMR*Loc	38.77	1290.9	<0.001							
Final models on BM without considering BMR as covariate (BM <sub>abs</sub> )																	
1277.5	Sex	15.95	1287.8	<0.001		593.5	Sex	34.65	1212.4	<0.001		64.7	Sex	32.98	144.7	<0.001	
	Loc	21.20	172.3	<0.001			Loc	22.80	1185	<0.001			Month MT	9.80	147.5	0.003	-0.081 ± 0.026
	Tarsus	45.52	1308.5	<0.001	0.530 ± 0.079		Tarsus	29.47	1281.9	<0.001	0.354 ± 0.065						
	Date	9.77	1233.5	0.002	0.014 ± 0.005		Date	5.68	1103	0.019	-0.003 ± 0.001						
	Date <sup>2</sup>	17.12	1239.1	<0.001	< -0.001 ± <0.001		Winter	3.34	196.6	0.071	0.082 ± 0.045						
							Day MT	5.24	1181.2	0.023	-0.018 ± 0.008						
							Sex*Loc	2.59	1204.2	0.109							

Predictors from the final models are shown, together with the corresponding AIC values, F values, DF and p values, and parameter estimates ± SE. Significant terms are presented in bold. BMR basal metabolic rate (mO<sub>2</sub>/min), BM body mass (g), Sex gender (male = 1), Loc location (Oulu = 0, Lund = 1), Tarsus tarsus length (mm), Date calendar day (October 1st = 1); Winter winter of study (1999–2000 = 1), MT minimum temperature (°C)

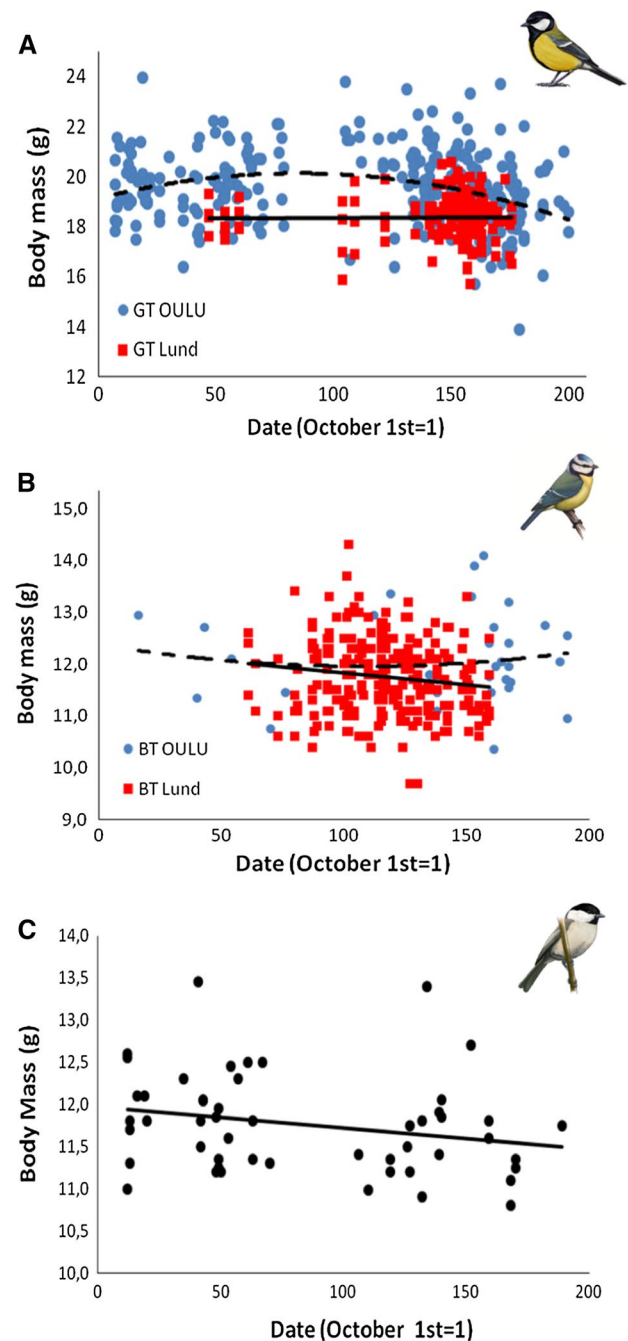
\*Interaction





**Fig. 2** Great tit (a), blue tit (b) and willow tit (c) body mass between populations and sexes. Mean  $\pm$  SEM are presented in black columns for males and white for females

Direct effects of minimum temperatures were most pronounced in willow tits, affecting both  $BM_{abs}$  and  $BM_{std}$  (Table 1), whereas in blue tits it only affected  $BM_{abs}$  and in great tits neither  $BM_{abs}$  nor  $BM_{std}$  were affected. In willow tits, both  $BM_{abs}$  and  $BM_{std}$  increased with colder



**Fig. 3** Relationship between body mass ( $BM_{abs}$ , g) and date (October 1st=1) with their corresponding tendency lines in great tit (a) and blue tit (b) populations from Oulu (blue circles and dashed line) and Lund (red squares and solid line), and willow tits (c) from Oulu (black circles and solid line)

monthly MT; the same relation was found in  $BM_{abs}$  for blue tits (although with daily MT). However, this relation disappeared when BMR was also accounted for (i.e.,  $BM_{std}$ ) (Table 1). Furthermore, blue tits showed an annual increase in  $BM_{std}$  over the study period (Table 1).

## BMR variation

$BMR_{abs}$  and  $BMR_{std}$  did not differ between sexes except in blue tits where  $BMR_{abs}$  was found to be higher in males than in females (males  $0.87 \text{ ml O}_2/\text{min} \pm 0.008$  vs. females  $0.84 \text{ ml O}_2/\text{min} \pm 0.009$ ;  $t_{293} = 10.79$ ;  $p < 0.001$ ). This relationship did probably stem from sexual size dimorphism, as it disappeared once BM was accounted for (Table 2).  $BMR_{abs}$  and  $BMR_{std}$  decreased in great tits with age and were higher in Oulu than in Lund for both great tits (Oulu  $1.27 \text{ ml O}_2/\text{min} \pm 0.010$  vs. Lund  $1.08 \text{ ml O}_2/\text{min} \pm 0.016$ ;  $t_{393} = 8.49$ ;  $p < 0.001$ ) and blue tits (Oulu  $0.94 \text{ ml O}_2/\text{min} \pm 0.014$  vs. Lund  $0.77 \text{ ml O}_2/\text{min} \pm 0.005$ ;  $t_{298} = 10.79$ ;  $p < 0.001$ ) (Table 2, ESM).

$BMR_{abs}$  changed seasonally in all three species studied, but in different ways. In great and blue tits, this relationship was non-linear, with a peak in midwinter (Fig. 4a, b), whereas this relationship was opposite with a minimum during midwinter in willow tits (Fig. 4c). However, the seasonal pattern in  $BMR_{std}$  of great tits depended on BM, with metabolic intensity varying non-linearly when controlled for BM, as shown by a significant interaction between  $\text{date}^2$  and BM (Table 2, ESM). By contrast, in blue tits the seasonal increase in  $BMR_{std}$  towards midwinter was more pronounced in Oulu than in Lund (Oulu  $-1.0 \times 10^{-5} \pm 0.4 \times 10^{-5}$  vs. Lund  $-6.8 \times 10^{-6} \pm 4.5 \times 10^{-6}$ ), as shown by a significant interaction between  $\text{date}^2$  and location of origin (Table 2).

Direct effects of minimum temperatures on  $BMR_{abs}$  and  $BMR_{std}$  were apparent in all three species, with values increasing at colder temperatures. While in the great tit, variation was explained by monthly MT; shorter term averages (weekly MT) explained variation in blue and willow tits (Table 2). Furthermore, consistent annual changes in basal metabolic intensity ( $BMR_{std}$ ) were apparent in all three species, with values increasing over the study period for the great tit, while decreasing for blue and willow tits, whereas  $BMR_{abs}$  decreased only for willow tits over the study period (Table 2).

## Discussion

Seasonal variation in BM and BMR differs between populations and among species, and most interestingly these patterns change when BM and BMR are reciprocally standardized.  $BM_{std}$  showed a complex interactive pattern involving location, season and BMR in blue and great tits, which was not the case for  $BM_{abs}$ . Analyses of  $BMR_{std}$  also resulted in interactive patterns between population, season and BM in these two species, which were not found for  $BMR_{abs}$ . These results indicate altogether that sensitivity to environmental conditions and seasonality differs between standardized and

absolute BM and BMR and that energy management strategies differ substantially among species.

## Location

Both absolute  $BM_{abs}$  and  $BMR_{abs}$  were higher in Oulu than in Lund for great and blue tits. This is a commonly observed latitudinal trend, in where birds exposed to colder and harsher environments react by increasing both in size and in the metabolic machinery to raise their thermogenic output (Kendeigh and Blem 1974). Furthermore, both species had higher metabolic intensity ( $BMR_{std}$ ) and presumably carried larger reserves ( $BM_{std}$ ) in Oulu than in Lund, suggesting differences in tissue proportions (lean vs. fat) and/or mitochondrial activity per gram between populations (Rønning et al. 2008; Salin et al. 2015). It should be noted that great tits and blue tits have recently colonized the Oulu region (particularly blue tits) (Valkama et al. 2011) and, during winter, rely on human-provided food sources (Orell 1989). Our results suggest that these species have adapted to withstand environmental stochasticity in energy requirements found in Oulu (Broggi et al. 2004, 2009), a strategy that may be adaptive whenever food is not limiting.

## Sex and size

Males in all three species were heavier than females, both in absolute terms and when standardized for BMR, suggesting that males were not only larger but also fatter (Table 1). This might be due to males in all three species being dominant over females (Pravosudov and Grubb 1997). Having priority of access to food, males may be able to secure more resources daily, entering the night with bigger reserves than females. Thus, we would predict a higher over-night survival in males than in females (but see Nilsson and Nilsson 2016). Although  $BMR_{std}$  did not differ between the sexes in either of the species, blue tit males had higher  $BMR_{abs}$  than females (Table 2). This difference probably stems from the more pronounced sex differences in BM and reserve levels in this species (Fig. 2), particularly in Oulu. The fact that the species has recently colonized the region (Valkama et al. 2011) and necessarily competes over very patchy (feeding tables) winter resources with the more dominant great tits could potentially explain this interpopulation pattern that certainly deserves further studies.

## Minimum temperature

Increases in  $BMR_{std}$  were found in all three species and in both localities following weekly or monthly decreasing trends in minimum temperature as commonly observed in endotherms (Alexander 1999; Blem 2000). Particularly willow tits adjusted  $BM_{abs}$  and  $BM_{std}$  in relation to perceived

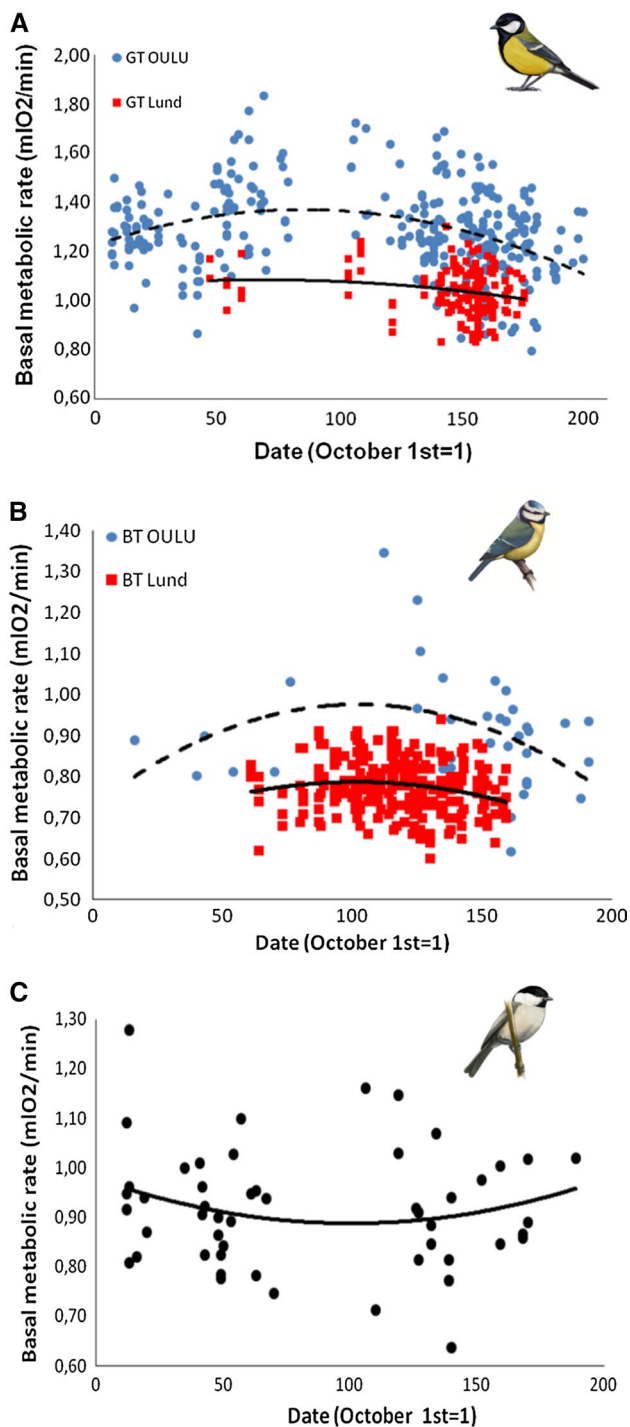
**Table 2** Results from the general linear mixed models on great tit (*Parus major*), blue tit (*Cyanistes caeruleus*) and willow tit (*Poecile montanus*) basal metabolic rate (BMR) as dependent variables, with (BMR<sub>std</sub>) and without (BMR<sub>abs</sub>) considering body mass (BM) as a covariate

Final models on BMR considering BM as covariate (BMR <sub>std</sub> )																	
Great tit ( <i>Parus major</i> )					Blue tit ( <i>Cyanistes caeruleus</i> )					Willow tit ( <i>Poecile montanus</i> )							
AIC	Predictors	F value	DF	p	Estimate±SE	AIC	Predictors	F value	DF	p	Estimate±SE	AIC	Predictors	F value	DF	p	Estimate±SE
-530.3	Age	15.38	1378.4	<0.001	-0.012±0.003	-751.6	Tarsus	4.77	1264.7	0.030	-0.014±0.007	-22.8	BM	6.61	142.9	0.014	0.067±0.026
	Loc	14.06	111.6	0.003			Loc	4.98	1251.8	0.030			Date	9.03	142.8	0.004	-0.005±0.002
	BM	63.57	1444.6	<0.001	0.067±0.008		BM	107.62	1290.9	<0.001	0.054±0.005		Date <sup>2</sup>	7.55	143.3	0.010	<0.001±<0.001
	Date	8.14	1379	0.005	0.002±<0.001		Date	3.41	1283.3	0.066	0.002±<0.001		Winter	4.82	143.2	0.034	-0.062±0.028
	Date <sup>2</sup>	1.04	1445.5	0.309	<-0.001±0.001		Date <sup>2</sup>	3.76	1278.8	0.053	<0.001±<0.001		Week MT	4.94	144.2	0.031	-0.009±0.004
	Winter	9.81	186.5	0.002	0.020±0.006		Winter	14.18	1239.4	<0.001	-0.019±0.005						
	Month MT	7.42	1108.7	0.008	-0.004±0.002		Week MT	7.52	1254.1	0.007	-0.003±<0.001						
	BM*Date <sup>2</sup>	5.31	1443.8	0.022	<-0.001±<0.001		Date <sup>2</sup> *Loc	6.17	1252.3	0.013							
Final models on BMR without considering BM as covariate (BMR <sub>abs</sub> )																	
-403.9	Age	5.28	1385.6	0.022	-0.008±<0.004	-716.0	Sex	11.11	1293	0.001		-23.21	Date	7.79	145.7	0.008	-0.005±0.002
	Loc	18.98	125.5	<0.001			Loc	116.40	1298	<0.001			Date <sup>2</sup>	5.53	145.3	0.023	<0.001±<0.001
	Tarsus	8.00	1410.9	<0.005	0.026±0.009		Date	14.63	1306	<0.001	0.004±0.001		Winter	6.06	141	0.018	-0.077±0.031
	Date	11.18	1385.8	<0.001	0.002±0.001		Date <sup>2</sup>	17.42	1307	<0.001	<-0.001±<0.001		Week MT	6.82	145.7	0.012	-0.011±0.004
	Date <sup>2</sup>	11.57	1390.3	<0.001	<-0.001±<0.001												
	Month MT	8.67	1392.6	0.004	-0.006±0.001												

Predictors from the final models are shown, together with the corresponding AIC values, F values, DF and p values, and parameter estimates±SE. Significant terms are presented in bold. BMR basal metabolic rate (mLO<sub>2</sub>/min), BM body mass (g), Age (1st year=1), Sex (male=0), Loc location (Oulu=0), Tarsus tarsus length (mm), Date calendar day (October 1st=1), Winter winter of study (1999–2000=1), MT minimum temperature (°C)

\*Interaction





**Fig. 4** Relationship between basal metabolic rate ( $BMR_{abs}$ , ml O<sub>2</sub>/min) and date (October 1st=1) with their corresponding non-linear tendency lines in great tit (a) and blue tit (b) populations from Oulu (blue circles and dashed line) and Lund (red squares and solid line), and willow tits (c) from Oulu (black circles and solid line)

environmental factors, in this case monthly minimum temperatures. Similarly, blue tits were also affected by minimum temperatures, although on a more immediate time scale by

increasing their BM the lower the minimum temperature on the preceding day. However, great tits did not adjust BM or  $BMR_{std}$  according to the minimum temperatures, in contrast to previous studies (Gosler 2002; Krams et al. 2009; but see Krams et al. 2013). Thus, only the willow tit responded to decreasing minimum temperatures by increasing  $BMR_{std}$  that could be ascribed to a change in fat reserves, whereas all three species increased  $BMR_{std}$  when the environment got colder. Interestingly, previous studies identified ambient temperatures as an ultimate rather than proximate factor explaining winter fattening, a pattern recalling the one observed in BMR (Dawson and Marsh 1986; Gosler 2002). This indicates that overall, the tits are very flexible in adjusting their metabolic phenotype to prevailing conditions, and at least on a long-time scale (months), these flexible phenotypes emphasize metabolic rather than BM adjustments. These results are in line with an increase in maximal metabolic rate and BMR (Cortés et al. 2015), as well as an increase in metabolic intensity (Liknes et al. 2014) found in black-capped chickadees (*Poecile atricapillus*) as a response to harsher environmental conditions.

### Seasonal pattern

Besides the response to prevailing conditions, the tits also followed a seasonal pattern in both BM and BMR. The great tit, which is the largest of the three species studied, was the only one exhibiting a non-linear pattern in BM with a peak in midwinter that would be in line with what is known as “true winter fattening” (Lehikoinen 1987; Rogers and Rogers 1990). Both  $BMR_{abs}$  and  $BMR_{std}$  followed a similar non-linear pattern, somehow more pronounced in birds from Oulu as compared to Lund. Blue tits, on the other hand, exhibited a linear decrease in  $BMR_{abs}$  and  $BMR_{std}$  during the season. As blue tits are subdominant in heterospecific flocks (Pravosudov and Grubb 1997), they might not be able to afford a seasonal BM strategy and may have to rely on other reserve-saving mechanisms, e.g., facultative hypothermia. Finally, willow tits did not exhibit any seasonal trend in BM at all, highlighting the fact that this boreal specialist species may have alternative wintering strategies than “winter fattening”, such as hoarding behavior (Broggi et al. 2003) and facultative nocturnal hypothermia (Reinertsen and Haftorn 1986).

$BMR_{abs}$  exhibited a non-linear pattern of seasonal change in all three-species studied, albeit the willow tit decreased  $BMR_{abs}$  towards midwinter, opposite to the pattern found in the blue and great tits that peaked in midwinter. The same pattern was also reflected in seasonal changes in  $BMR_{std}$ . Thus,  $BMR_{std}$  peaked during midwinter in great and blue tits with a more pronounced peak in Oulu than in Lund birds. Furthermore, willow tits decreased their  $BMR_{std}$  during midwinter. Thus, seasonality seems to play a more prominent role in BMR

than BM variation in the three studied species. Great and blue tits respond to longer winter nights by an increased  $BMR_{abs}$  and  $BMR_{std}$ , in line with common observations of increased BMR in winter (Broggi et al. 2007; Swanson 2010). Interestingly willow tits appear to engage in an opposite strategy, instead of rising expenditure to cope with increasing demands they reduce maintenance costs. Contrary to great and blue tits, this well-adapted boreal species seems to rely on hoarding behavior (Broggi 2006 and references therein), and a regular use of nighttime facultative hypothermia (Reinertsen and Haftorn 1986; Broggi et al. 2017) to withstand winter conditions at high latitudes. Thus, willow tits reduce maintenance costs and increase food predictability to cope with increasing energy demands and reduced food supply encountered during winter. Interestingly, the ecologically similar black-capped chickadee has a contrasting seasonal pattern of energy management, with midwinter peaks in both BM and BMR (Petit et al. 2013; Petit and Vézina 2014; Petit et al. 2014). This highlights the diverse energy management strategies in apparently identical ecological contexts, underlining the need for further studies to reveal the underlying mechanisms behind these differences.

### Long-term trends

The amount of reserves ( $BM_{std}$ ) in blue tits increased over the study years, in contrast to the other two species. Blue tits may be more sensitive to a changing climate. Because they are subdominant in heterospecific flocks, they may now, with warmer winters, be able to reach higher levels of fat reserves. Furthermore, there was a long-term trend among all three species in  $BMR_{std}$ . However, while the BMR intensity in great tits increased over the studied period, it decreased in blue and willow tits. A long-term decrease in BMR intensity may reflect a selective disadvantage of having a high metabolic rate when winters become increasingly warmer, particularly for subdominant species, as previously shown in blue tits (Nilsson and Nilsson 2016). Nevertheless, interpreting sources for inter-annual variation is complicated since several factors may impinge on the individual condition during other life-history episodes that will affect future winter performance as carry-over effects (Harrison et al. 2011). Particularly, when considering pronounced physiological adjustments as those involved in changing  $BMR_{abs}$  and  $BMR_{std}$ , carry-over effects are likely to be more substantial, e.g., oxidative damage and telomere shortening (Monaghan and Haussmann 2006; Isaksson et al. 2011) than those derived from internal reserve adjustments ( $BM_{std}$ ) (Harrison et al. 2011).

### Body mass vs. BMR

The potential for birds to manage energy expenditure according to a predation-starvation trade-off has been explored only on a theoretical basis and the focus has been on the use of facultative hypothermia (Brodin 2007) but see (Smit and McKechnie 2010). However, birds may also optimize BMR to reduce overall energy costs or to support higher energetic capacity simultaneously with management of energy reserves, albeit at different time scales (Piersma and Lindström 1997). The idea that organ-masses and energy budgets become co-optimized through natural selection is not novel (Diamond 1993). It is possible that while BM regulation may operate on a short-term scale (hours–days), by acquiring and storing of internal reserves, regulation of BMR may operate on a slightly longer time scale (days–weeks) (Piersma and Lindström 1997; Dubois et al. 2016), making it possible to increase workload capacity when food is plentiful (Nilsson 2002), or reducing overall metabolic costs under a closed energy budget (Deerenberg et al. 1998; Wiersma et al. 2005; Smit and McKechnie 2010). This variation in body composition may be due to physiological constraints (Jehl and Henry 2013) or an adaptive adjustment as found in several migratory species (Piersma and Lindström 1997).

Wintering boreal bird species are often confronted with occasional extreme food scarcity and it seems plausible that individuals can reorganize their mass accumulation strategies and energy budgets in response to new conditions. Therefore, seasonal energy management in small wintering passerines may extend beyond reserve level modulation and involve other energetic aspects as the cost of maintenance (which should reduce BMR) or support of thermogenic performance (which should increase BMR).

Ecological energetics is becoming a widely recognized field of study with relevant implications on climate-related, life-history and evolutionary studies. Although we still do not fully understand the ecological implications of changes in winter BMR, which is among the most intensively studied physiological traits (Tomlinson et al. 2014), our study suggests that it may play a prominent role in small birds' seasonal energy management. Our results further indicate that winter fattening may not be as common a strategy in sedentary passerines at high latitudes as previously thought (Broggi et al. 2003; Cooper 2007). Therefore, when considering the response of birds to the starvation-predation trade-off over periods in where metabolic switches can take place, studies on conditions altering optimal levels of BM and BMR and how these two traits influence each other could yield fruitful outcomes.

**Acknowledgements** We are in debt with numerous field assistants that helped with the trapping and processing of the birds. We thank Martí Franch for the titmice illustrations. Staff from the Oulu University

Research Facility provided logistic, technical support and field assistance. We thank Andreas Nord for help with collecting data from the Lund BT population.

**Author contribution statement** JB conceived and designed the study, carried out the field work in Oulu, analyzed the data and drafted the manuscript. JN carried out field work in Lund on BT. KK and EH participated in conceiving and designing the study. JÅN coordinated the study, participated in conceiving and designing the study, and in analyzing and drafting of the manuscript.

**Funding** JB has been funded by the Andalucía Talent Hub Program launched by the Andalusian Knowledge Agency, co-funded by the European Union's Seventh Framework Program, Marie Skłodowska-Curie actions (COFUND—Grant agreement no. 291780) and the Ministry of Economy, Innovation, Science and Employment of the Junta de Andalucía. Supported by the Academy of Finland projects no. 102286 and 47195, and the Thule Institute of the University of Oulu (EH) and by grants from the Swedish Research Council no. S-AA/F0 09677-311, B 650- 19981108/2000, 629-2002-1893 and 621-2003-2912 (JÅN).

**Data availability** Data will be made available from the Digital CSIC Repository <https://doi.org/10.13140/RG.2.2.11223.52640> (Broggi et al. 2019).

## Compliance with ethical standards

**Conflict of Interest** The authors declare that they have no conflict of interest.

**OpenAccess** This article is distributed under the terms of the Creative Commons Attribution 4.0 International License (<http://creativecommons.org/licenses/by/4.0/>), which permits unrestricted use, distribution, and reproduction in any medium, provided you give appropriate credit to the original author(s) and the source, provide a link to the Creative Commons license, and indicate if changes were made.

## References

- Alexander RM (1999) Energy for animal life. Oxford University Press, Oxford
- Bednekoff PA, Houston AI (1994) Optimizing fat reserves over the entire winter: a dynamic model. *Oikos* 71:408–415
- Biro PA, Stamps JA (2010) Do consistent individual differences in metabolic rate promote consistent individual differences in behavior? *Trend Ecol Evol* 25:653–659
- Blem CR (1990) Avian energy storage. *Curr Ornithol* 7:59–113
- Blem CR (2000) Energy Balance. In: Sturkie PD, Whittow (eds) *Sturkie's avian physiology*, vol 5. Academic press, San Diego, pp 327–341
- Bonter DN, Zuckerberg B, Sedgwick CW, Hochachka WM (2013) Daily foraging patterns in free-living birds: exploring the predation-starvation trade-off. *Proc R Soc B* 280:20123087
- Boratynski Z, Koskela E, Mappes T, Schroderus E (2013) Quantitative genetics and fitness effects of basal metabolism. *Evol Ecol* 27:301–314
- Brodin A (2000) Why do hoarding birds gain fat in winter in the wrong way? Suggestions from a dynamic model. *Behav Ecol* 11:27–39
- Brodin A (2007) Theoretical models of adaptive energy management in small wintering birds. *Phil Trans R Soc B* 262:1857–1871
- Broggi J (2006) Patterns of variation in energy management in wintering tits (Paridae). *Acta Universitatis Ouluensis A* 467. <http://herkules.oulu.fi/isbn951428173X/>. ISBN 951-42-8173-X
- Broggi J, Koivula K, Lahti K, Orell M (2003) Seasonality in daily body mass variation in a hoarding boreal passerine. *Oecologia* 137:627–633
- Broggi J, Orell M, Hohtola E, Nilsson JÅ (2004) Metabolic response to temperature variation in the great tit: an interpopulation comparison. *J Anim Ecol* 73:967–972
- Broggi J, Hohtola E, Koivula K, Orell M, Thomson RL, Nilsson J-Å (2007) Sources of variation in winter basal metabolic rate in the great tit. *Funct Ecol* 21:528–533
- Broggi J, Hohtola E, Koivula K, Orell M, Nilsson J-Å (2009) Long-term repeatability of winter basal metabolic rate and mass in a wild passerine. *Funct Ecol* 23:768–773
- Broggi J, Koivula K, Hohtola E, Orell M (2017) Environmental drivers of roosting body mass variation in boreal great tits *Parus major*. *Ibis* 159:919–924
- Broggi J, Nilsson JF, Koivula K, Hohtola E, Nilsson J-Å (2019) Data: mass or pace? seasonal energy management in wintering boreal passerines. <https://doi.org/10.13140/RG.2.2.11223.52640>
- Burton T, Killen SS, Armstrong JD, Metcalfe NB (2011) What causes intraspecific variation in resting metabolic rate and what are its ecological consequences? *Proc R Soc B* 278:3465–3473
- Carey C, Dawson WR (1999) A search for environmental cues used by birds in survival of cold winters. *Curr Ornithol* 15:1–31
- Cooper SJ (2007) Daily and seasonal variation in body mass and visible fat in mountain chickadees and juniper titmice. *Wilson J Ornithol* 119:720–724
- Cortés PA, Petit M, Lewden A, Milbergue M, Vézina F (2015) Individual inconsistencies in basal and summit metabolic rate highlight flexibility of metabolic performance in a wintering passerine. *J Exp Zool A* 323:179–190
- Cuthill IC, Maddocks SA, Weall CV, Jones EKM (2000) Body mass regulation in response to changes in feeding predictability and overnight energy expenditure. *Behav Ecol* 11:189–195
- Dawson WR, Marsh RL (1986) Winter fattening in the american goldfinch and the possible role of temperature in its regulation. *Physiol Zool* 59:357–368
- Deerenberg C, Overkamp GJF, Visser GH, Daan S (1998) Compensation in resting metabolism for experimentally increased activity. *J Comp Physiol B* 198:507–512
- Diamond JM (1993) Quantitative design of life. *Nature* 366:405–406
- Dubois K, Hallot F, Vézina F (2016) Basal and maximal metabolic rates differ in their response to rapid temperature change among avian species. *J Comp Physiol B* 186:919–935
- Gosler AG (1996) Environmental and social determinants of winter fat storage in the great tit *Parus major*. *J Anim Ecol* 65:1–17
- Gosler AG (2002) Strategy and constraint in the winter fattening response to temperature in the great tit *Parus major*. *J Anim Ecol* 71:771–779
- Haftorn S (1989) Seasonal and diurnal body weight variation in titmice, based on analyses of individual birds. *Wilson Bull* 101:217–235
- Harrison XA, Blount JD, Inger R, Norris DR, Bearhop S (2011) Carry-over effects as drivers of fitness differences in animals. *J Anim Ecol* 80:4–18
- Hayes JP (2001) Mass-specific and whole-animal metabolism are not the same concept. *Physiol Biochem Zool* 74:147–150
- Houston AI, Welton NJ, McNamara JM (1997) Acquisition and maintenance costs in the long-term regulation of avian fat reserves. *Oikos* 78:331–340
- Hulbert AJ, Else PL (2000) Mechanisms underlying the cost of living in animals. *Annu Rev Physiol* 62:207–235
- Isaksson C, Sheldon BC, Uller T (2011) The challenges of integrating oxidative stress into life-history biology. *Bioscience* 61:194–202

- Jehl JR, Henry AE (2013) Intra-organ flexibility in the eared grebe *Podiceps nigricollis* stomach: a spandrel in the belly. *J Avian Biol* 44:97–101
- Kendeigh SC, Blem CR (1974) Metabolic adaptation to local climate in birds. *Comp Biochem Physiol A* 48:175–187
- Klaassen M, Biebach H (1994) Energetics of fattening and starvation in the long-distance migratory garden warbler, *Sylvia borin*, during the migratory phase. *J Comp Physiol B* 164:362–371
- Koivula K, Orell M (1988) Social rank and winter survival in the willow tit *Parus montanus*. *Ornis Fenn* 65:114–120
- Koivula K, Orell M, Rytönen S, Lahti K (1995) Fatness, sex and dominance: seasonal and daily mass changes in wintering Willow tits. *J Avian Biol* 26:209–216
- Krams I, Cirule D, Suraka V, Krama T, Rantala M, Ramey G (2009) Fattening strategies of wintering great tits support the optimal body mass hypothesis under conditions of extremely low ambient temperature. *Funct Ecol* 24:172–177
- Krams I, Cirule D, Vrublevska J, Nord A, Rantala M, Krama T (2013) Nocturnal loss of body reserves reveals high survival risk for subordinate great tits wintering at extremely low ambient temperatures. *Oecologia* 172:339–346
- Ksiazek A, Konarzewski M, Lapo IB (2004) Anatomic and energetic correlates of divergent selection for basal metabolic rate in laboratory mice. *Physiol Biochem Zool* 77:890–899
- Lehikoinen E (1987) Seasonality of the daily weight cycle in wintering passerines and its consequences. *Ornis Scand* 18:216–226
- Liknes ET, Swanson DL (2011) Phenotypic flexibility of body composition associated with seasonal acclimatization in passerine birds. *J Therm Biol* 36:363–370
- Liknes ET, Scott SM, Swanson DL (2002) Seasonal acclimatization in the american goldfinch revisited: to what extent do metabolic rates vary seasonally? *Condor* 104:548–557
- Liknes ET, Guglielmo CG, Swanson DL (2014) Phenotypic flexibility in passerine birds: seasonal variation in fuel storage, mobilization and transport. *Comp Biochem Physiol A* 174:1–10
- Lima SL (1986) Predation risk and unpredictable feeding conditions: determinants of body mass in birds. *Ecology* 67:377–385
- MacLeod R, Gosler AG, Cresswell W (2005) Diurnal mass gain strategies and perceived predation risk in the great tit *Parus major*. *J Anim Ecol* 74:956–964
- McNab BK (1997) On the utility of uniformity in the definition of basal rate of metabolism. *Physiol Zool* 70:718–720
- McNamara JM, Houston AI (1990) The value of fat reserves and the trade off between starvation and predation. *Acta Biotheor* 38:37–61
- McNamara JM, Houston AI, Lima SL (1994) Foraging routines of small birds in winter: a theoretical investigation. *J Avian Biol* 25:287–302
- Moiron M, Mathot KJ, Dingemanse NJ (2018) To eat and not be eaten: diurnal mass gain and foraging strategies in wintering great tits. *Proc R Soc B* 285:20172868
- Monaghan P, Haussmann MF (2006) Do telomere dynamics link life-style and lifespan? *Trend Ecol Evol* 21:47–53
- Nespolo RF, Franco M (2007) Whole-animal metabolic rate is a repeatable trait: a meta-analysis. *J Exp Biol* 210:2000–2005
- Nilsson J-Å (2002) Metabolic consequences of hard work. *Proc R Soc B* 269:1735–1739
- Nilsson JF, Nilsson J-Å (2016) Fluctuating selection on basal metabolic rate. *Ecol Evol* 6:1197–1202
- Nilsson J-Å, Åkesson S, Nilsson JF (2009) Heritability of resting metabolic rate in a wild population of blue tits. *J Evol Biol* 22:1867–1874
- Orell M (1989) Population fluctuations and survival of Great tits *Parus major* dependent on food supplied by man in winter. *Ibis* 131:112–127
- Petit M, Vézina F (2014) Reaction norms in natural conditions: how does metabolic performance respond to weather variations in a small endotherm facing cold environments? *PLoS One* 9:e113617
- Petit M, Lewden A, Vézina F (2013) Intra-seasonal flexibility in avian metabolic performance highlights the uncoupling of basal metabolic rate and thermogenic capacity. *PLoS One* 8:e68292
- Petit M, Lewden A, Vézina F (2014) How does flexibility in body composition relate to seasonal changes in metabolic performance in a small passerine wintering at northern latitude? *Physiol Biochem Zool* 87:539–549
- Piersma T, Lindström Å (1997) Rapid reversible changes in organ size as a component of adaptive behaviour. *Trend Ecol Evol* 12:134–138
- Polo V, Carrascal LM, Metcalfe NB (2007) The effects of latitude and day length on fattening strategies of wintering coal tits *Periparus ater* (L.): a field study and aviary experiment. *J Anim Ecol* 76:866–872
- Pravosudov VV, Grubb TC Jr (1997) Energy management in passerine birds during the nonbreeding season: a review. *Curr Ornithol* 14:189–234
- Pravosudov VV, Grubb TC Jr (1998) Management of fat reserves in tufted titmice (*Parus bicolor*): evidence against a trade-off with food hoards. *Behav Ecol Sociobiol* 42:57–62
- Reinertsen RE, Haftorn S (1986) Different metabolic strategies of northern birds for nocturnal survival. *J Comp Physiol B* 156:655–663
- Rintamäki PT, Stone JR, Lundberg A (2003) Seasonal and diurnal body-mass fluctuations for two nonhoarding species of *Parus* in Sweden modelled using path analysis. *Auk* 120:658–668
- Rogers CM (1987) Predation risk and fasting capacity: do wintering birds maintain optimal body mass? *Ecology* 68:1051–1061
- Rogers CM, Rogers CJ (1990) Seasonal variation in daily mass and minimum body mass: a test of a recent model. *Ornis Scand* 21:105–114
- Rogers CM, Smith JNM (1993) Life-history theory in the nonbreeding period: trade-offs in avian fat reserves? *Ecology* 74:419–426
- Rønning B, Moe B, Chastel O, Broggi J, Langset M, Bech C (2008) Metabolic adjustments in breeding female kittiwakes (*Rissa tridactyla*) include changes in kidney metabolic intensity. *J Comp Physiol B* 178:779–784
- Rønning B, Broggi J, Bech C, Moe B, Ringsby TH, Pärn H, Hagen IJ, Sæther BE, Jensen H (2015) Is basal metabolic rate associated with recruit production and survival in free-living house sparrows? *Funct Ecol* 30:1140–1148
- Sadowska J, Gebczynski AK, Konarzewski M (2013) Basal metabolic rate is positively correlated with parental investment in laboratory mice. *Proc R Soc B* 280:20122576
- Sadowska ET, Stawski C, Rudolf A, Dheyongera G, Chrzascik KM, Baliga-Klimczyk K, Koteja P (2015) Evolution of basal metabolic rate in bank voles from a multidirectional selection experiment. *Proc R Soc B* 282:20150025
- Salin K, Auer SK, Rey B, Selman C, Metcalfe NB (2015) Variation in the link between oxygen consumption and ATP production, and its relevance for animal performance. *Proc R Soc B* 282:20151028
- Scott I, Mitchell PI, Evans PR (1996) How does variation in body composition affect the basal metabolic rate in birds. *Funct Ecol* 10:307–313
- Senar JC, Pascual J (1997) Keel and tarsus length may provide a good predictor of avian body size. *Ardea* 85:269–274
- Senar JC, Polo V, Uribe F, Camerino M (2000) Status signalling, metabolic rate and body mass in the siskin: the cost of being a subordinate. *Anim Behav* 59:103–110
- Smit B, McKechnie AE (2010) Avian seasonal metabolic variation in a subtropical desert: basal metabolic rates are lower in winter than in summer. *Funct Ecol* 24:330–339

- Speakman JR (2018) The evolution of body fatness: trading off disease and predation risk. *J Exp Biol* 221:jeb167254
- Speakman JR, Król E, Johnson MS (2004) The functional significance of individual variation in basal metabolic rate. *Physiol Biochem Zool* 77:900–915
- Swanson DL (2010) Seasonal metabolic variation in birds: functional and mechanistic correlates. *Curr Ornithol* 17:75–129
- Swanson DL, Olmstead KL (1999) Evidence for a proximate influence of winter temperature on metabolism in passerine birds. *Physiol Biochem Zool* 72:566–575
- Swanson DL, McKechnie AE, Vézina F (2017) How low can you go? An adaptive energetic framework for interpreting basal metabolic rate variation in endotherms. *J Comp Physiol B* 187:1039–1056
- Tomlinson S, Arnall SG, Munn A, Bradshaw SD, Maloney SK, Dixon KW, Didham RK (2014) Applications and implications of ecological energetics. *Trend Ecol Evol* 29:280–290
- Valkama J, Vepsäläinen V, Lehtikoinen A (2011) The Third Finnish breeding bird atlas. <http://atlas3.lintuatlas.fi/english>. ISBN 978-952-10-7145-4
- Wiersma P, Salomons HM, Verhulst S (2005) Metabolic adjustments to increasing foraging costs of starlings in a closed economy. *J Evol Biol* 208:4099–4108
- Witter MS, Cuthill IC (1993) The ecological costs of avian fat storage. *Phil Trans R Soc B* 340:73–92
- Zheng WH, Jin S, Swanson DL (2014) Seasonal phenotypic flexibility of body mass, organ masses, and tissue oxidative capacity and their relationship to resting metabolic rate in Chinese bulbuls. *Physiol Biochem Zool* 87:432–444