

Ali Etebari · Pavlos P. Vlachos

## Improvements on the accuracy of derivative estimation from DPIV velocity measurements

Published online: 20 December 2005  
© Springer-Verlag 2005

### 1 Experiments in Fluids (2005). DOI 10.1007/s00348-005-0037-1

In the original publication of this article the figure legends for Figs. 2, 3, 4, 5, 6, 7, 8, 9 were unfortunately omitted. We apologize for this mistake. The correct versions of Figs. 2, 3, 4, 5, 6, 7, 8, 9, with all parts included, can be seen here.

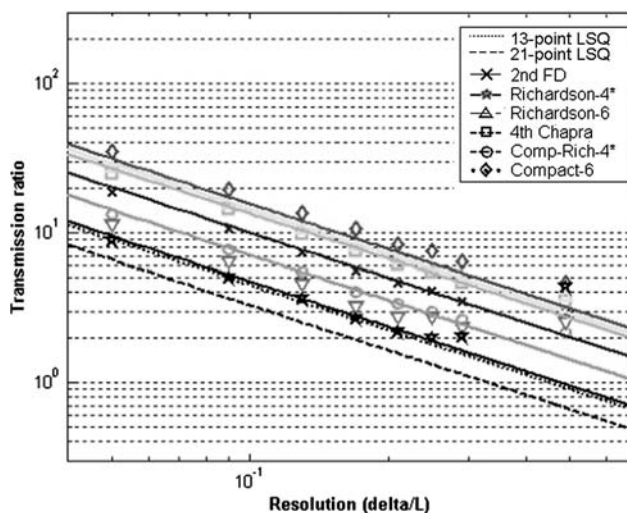


Fig. 2 Random error transmission ratio as a function of  $\Delta/L$

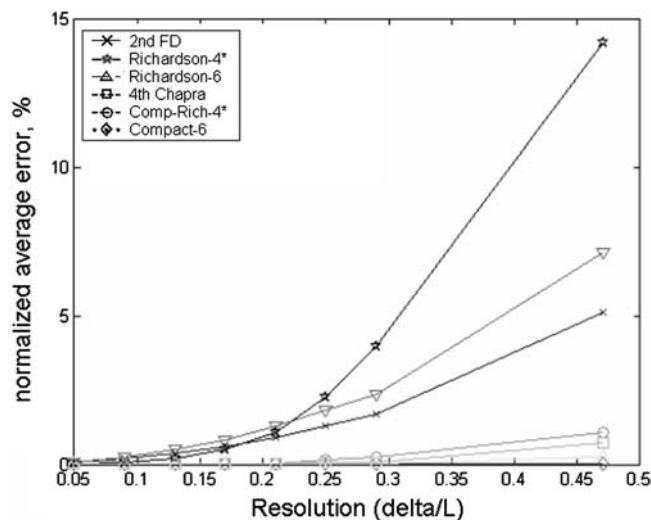


Fig. 3 Vorticity bias error (%) as a function of spatial resolution

The online version of the original article can be found at <http://dx.doi.org/10.1007/s00348-005-0037-1>

A. Etebari (✉) · P. P. Vlachos  
Department of Mechanical Engineering, Virginia Tech,  
215 Norris Hall, Blacksburg, VA 24061, USA  
E-mail: aetebari@vt.edu  
Tel.: +1-540-2313366  
E-mail: pvlachos@vt.edu

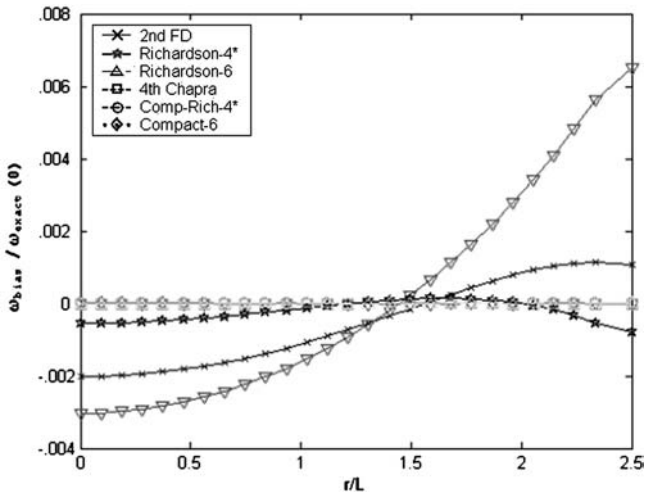


Fig. 4 Vorticity bias error (%) versus position ( $\Delta/L=0.05$ )

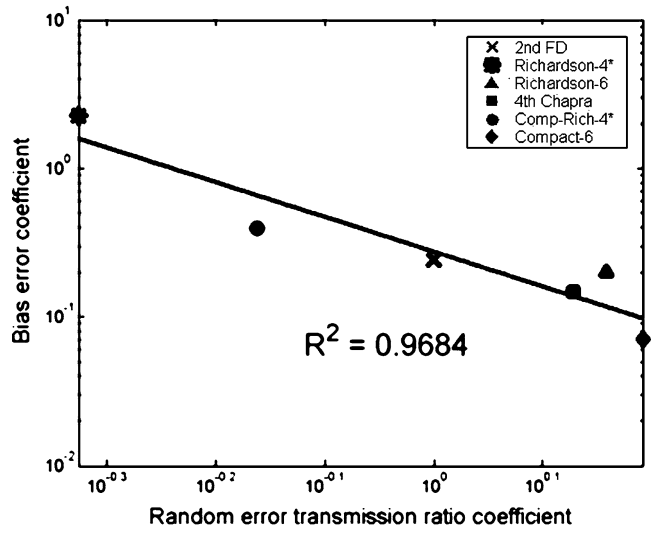


Fig. 6 Relationship between the coefficient of the power law and the transmission ratio

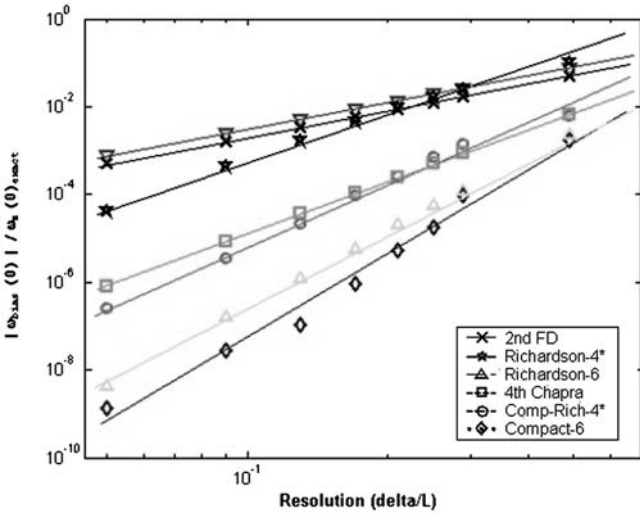
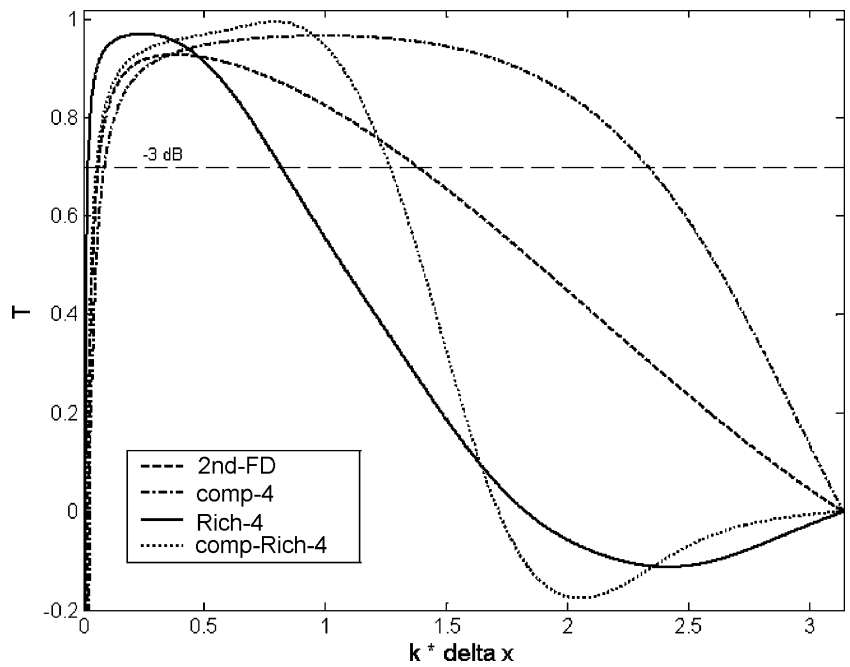


Fig. 5 Bias error at the vortex center versus  $\Delta/L$

Fig. 7 Comparison of transfer functions for the FD2, comp-4, Rich-4, and CR4\* schemes



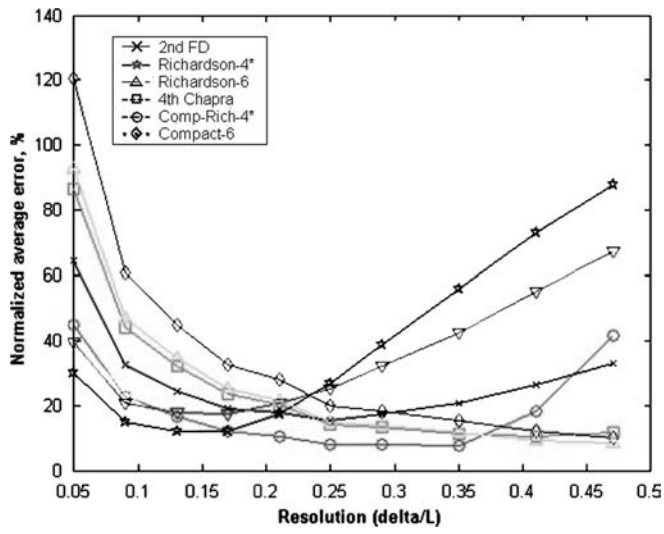


Fig. 8 Vorticity total error (%) as a function of spatial resolution for wave numbers = 1-7

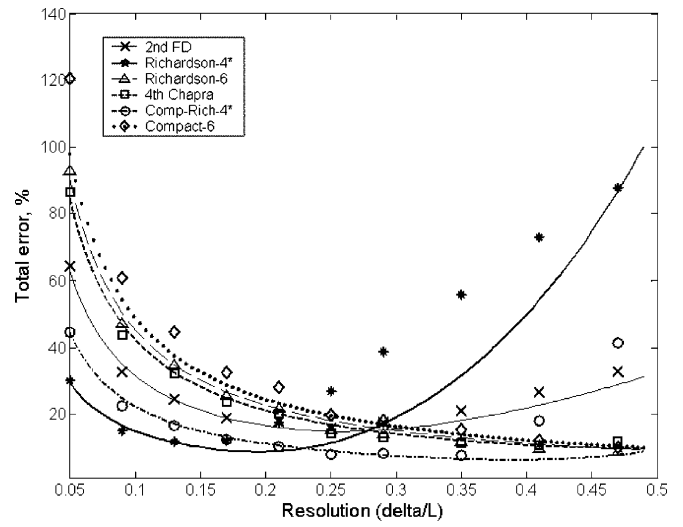


Fig. 9 Total error prediction for wave numbers = 1-7