


Effects of environmental enrichment on self-administration of the short-acting opioid remifentanil in male rats

Rebecca S. Hofford¹  · Jonathan J. Chow¹ · Joshua S. Beckmann¹ · Michael T. Bardo¹

Received: 5 July 2017 / Accepted: 5 September 2017 / Published online: 15 September 2017
© Springer-Verlag GmbH Germany 2017

Abstract

Background Opioid abuse is a major problem around the world. Identifying environmental factors that contribute to opioid abuse and addiction is necessary for decreasing this epidemic. In rodents, environmental enrichment protects against the development of low dose stimulant self-administration, but studies examining the effect of enrichment and isolation (compared to standard housing) on the development of intravenous opioid self-administration have not been conducted. The present study investigated the role of environmental enrichment on self-administration of the short-acting μ -opioid remifentanil.

Methods Rats were raised in an enriched condition (Enr), standard condition (Std), or isolated condition (Iso) beginning at 21 days of age and were trained to lever press for 1 or 3 $\mu\text{g}/\text{kg}/\text{infusion}$ remifentanil in young adulthood. Acquisition of self-administration and responding during increasing fixed ratio requirements were assessed, and a dose-response curve was generated.

Results In all phases, Enr rats lever pressed significantly less than Std and Iso rats, with Enr rats pressing between 9 and 40% the amount of Iso rats. Enr rats did not acquire remifentanil self-administration when trained with 1 $\mu\text{g}/\text{kg}/\text{infusion}$, did not increase responding over increasing FR when trained at either dose, and their dose-response curves were flattened compared to Std and Iso rats. When expressed as economic demand curves, Enr rats displayed a decrease in

both essential value (higher α) and reinforcer intensity (Q_0) compared to Std and Iso rats at the 1 $\mu\text{g}/\text{kg}/\text{infusion}$ training dose.

Conclusion Environmental enrichment reduced remifentanil intake, suggesting that social and environmental novelty may protect against opioid abuse.

Keywords Opioid · Remifentanil · Self-administration · Social isolation · Environmental enrichment

Introduction

While self-reported heroin use has remained steady over the last decade (SAMHSA 2014), heroin overdose is on the rise (Dasgupta et al. 2014). Evidence suggests that most current heroin addicts start abusing heroin after misuse of prescription opioids (Kolodny et al. 2015). The transition to injectable intravenous (i.v.) drug use comes with several health problems (Tavitian-Exley et al. 2015) that cost society an estimated five billion dollars in healthcare costs annually (Mark et al. 2001). As such, understanding the environmental influences contributing to opioid misuse is essential in reducing heroin's substantial societal impact.

Like other drugs of abuse, a common risk factor for the initiation of problematic opioid use is mild stress during childhood and adolescence (SAMHSA 2014). Thus, adolescents that are experiencing chronic mild stress can be considered at risk for drug abuse. This may be modeled in rodents using social isolation (Iso), a housing condition where animals are kept apart from conspecifics. Conversely, rodents raised in enriched environments (Enr), which typically contain multiple novel objects and conspecifics for social interaction, may model protected individuals. Consistent with this notion, Enr rats self-

✉ Rebecca S. Hofford
rebecca.hofford@uky.edu

¹ Department of Psychology, BBSRB, University of Kentucky, Room 448C, Lexington, KY 40536-0509, USA

administer stimulants at lower rates compared to Iso rats or pair-housed rats in standard cages (Std), although this effect is only obtained at low unit doses (Alvers et al. 2012; Green et al. 2010).

A few studies have examined opioid reward in rodents raised in different rearing environments. One study found that Enr rats express greater conditioned place preference (CPP) to low-efficacy μ -opioids, but not high-efficacy μ -opioids, compared to Iso rats (Smith et al. 2005), although other studies suggest that Std rodents demonstrate greater heroin CPP than Enr rodents (El Rawas et al. 2009; Galaj et al. 2016). Limited evidence has been collected regarding the importance of rearing environment on intravenous self-administration of opioids, although several older studies have demonstrated that single-housed animals drink more morphine solution (Alexander et al. 1978; Hill and Powell 1976; Marks-Kaufman and Lewis 1984; Raz and Berger 2010) and self-administer more aerosolized sufentanil (Weinhold et al. 1993) compared to group-housed or Enr animals. In another study, Bozarth et al. (1989) measured i.v. self-administration in group-housed and single-housed rats and found that group-housed rats self-administered less heroin than single-housed rats (Bozarth et al. 1989). Despite this previous work, it is unknown if environmental enrichment applied during the adolescent period alters the development of opioid self-administration via the i.v. route, which is most applicable to human abuse. Additionally, previous studies in this area have not consistently used the same housing protocols, and often, they do not include Enr, Std, and Iso conditions together for comparison.

The current study examined opioid self-administration in Enr, Std, and Iso rats. In contrast to studies that use single-housed animals in standard cages to compare to group-housed animals (Bozarth et al. 1989; Raz and Berger 2010), we employed a more extreme Iso condition using a hanging wire mesh cage with solid metal sidewalls. In addition, in contrast to a previous work (El Rawas et al. 2009), we did not include a running wheel in the Enr environment, as access to a running wheel alone has robust effects on drug self-administration independent of enrichment (Smith and Pitts 2011). Finally, rather than using heroin or morphine, we tested self-administration of the short-acting synthetic μ -receptor agonist remifentanil. Compared to heroin, remifentanil engenders higher response rates and sharper dose-response functions in rodent self-administration models (Hiranita et al. 2013, 2014; Panlilio and Schindler 2000), which makes it ideal for studying potential environment-induced changes in opioid self-administration.

Materials and methods

Subjects and housing

Thirty-six male Sprague-Dawley rats (Harlan, Indianapolis, IN, USA) arrived in the colony at post-natal day (PND) 21 and were randomly separated into one of three housing environments. Enr rats were placed in a large stainless steel cage (122 × 61 × 45.5 cm) with 5–8 age-matched cohorts and 14 objects rearranged daily with 7 objects replaced daily. Std rats were pair housed in standard cages (33 × 38 × 20 cm) with bedding but no objects, and Iso rats were singly housed in small stainless steel cages (17 × 24 × 20 cm) with grid metal floors and no objects. Rats were housed in their respective environments for the entire study. All rats within the same Enr or Std cage were run simultaneously and all were included in the experiment. Rats were kept on a 12-h light-dark cycle (lights on at 7:00 a.m.) and were allowed food and water ad libitum. All experimental procedures were approved by the Institutional Animal Care and Use Committee at the University of Kentucky and conformed to the National Institutes of Health Guide for the Care and Use of Laboratory Animals.

Surgical procedures

Between PND 55 and 58, rats underwent jugular catheter implantation surgery. Briefly, rats were anesthetized with a ketamine (Butler Schein, Dublin, OH, USA)/xylazine (Akorn, Inc., Decatur, IL, USA)/acepromazine (Boehringer Ingelheim, St. Joseph, MO, USA) cocktail (75/7.5/0.75 mg/kg; 0.15 ml/100 g body weight; i.p.). A silastic catheter was inserted into the right jugular vein, threaded under the skin, and exited the body via an incision on the scalp. A cannula was connected to the end of the catheter and secured to the skull with dental acrylic and four jeweler's screws.

Self-administration apparatus

All self-administration sessions were conducted in standard two-lever operant conditioning chambers (28 × 24 × 21 cm; ENV-008CT; Med Associates, St. Albans, VT, USA) equipped with a cue light located above each lever and syringe pumps for drug delivery (PHM-100; Med Associates). For the self-administration sessions, rats were connected to the syringe pump via tubing strung through a leash (PHM-120; Med Associates) that was attached to a swivel (PHM-115; Med Associates) above the chamber.

Self-administration procedure

Acquisition

Seven days after surgery (PND 62–65), rats began training for self-administration of either 1 or 3 $\mu\text{g}/\text{kg}/\text{infusion}$ remifentanyl using an autoshaping procedure. For autoshaping sessions, the active lever was extended on a variable interval 90-s schedule and remained extended until pressed or after 15 s, after which the active lever retracted, both cue lights turned on, and a 3.4-s infusion of remifentanyl occurred. Each rat received 10 infusions (regardless of number of lever presses) over the first 15 min of the autoshaping session but remained in the operant chamber for an additional 45 min. Rats were returned to their housing environments after the autoshaping session. One hour later, rats were returned to the operant boxes and were allowed to self-administer their respective remifentanyl dose on a FR1 schedule of reinforcement. For these response-contingent sessions, both levers were extended for the entire 60-min session. Each infusion was signaled with the illumination of both cue lights with no scheduled time out. Active lever presses occurring during remifentanyl infusion were recorded but had no programmed consequence. Autoshaping occurred for 7 days, and the FR1 sessions continued an additional 3 days in the absence of autoshaping. Only responses made during the FR1 portion of acquisition phase were used in the statistical analysis. Position of the active lever was counterbalanced across rats.

Increasing FR and dose-response

After the conclusion of the FR1 portion of the experiment, the response requirement was systematically increased across sessions. Rats spent 3 days at a FR2, then 3 days at a FR3, and finally, 3 days at a FR5. Rats were then allowed to self-administer different doses of remifentanyl (saline, 0.1, 0.3, 1, 3, and 10 $\mu\text{g}/\text{kg}/\text{infusion}$) in a pseudo-random order (Saline was never presented first, and rats always ended on their respective training dose: 1 or 3 $\mu\text{g}/\text{kg}/\text{infusion}$). Each dose was presented for 3 consecutive days; responding on the last 2 days were averaged together to generate the dose-response curve. A demand curve was fit to the dose-response data using the formula: $\log Q = \log(Q_0) + k \times (e^{-\alpha Q_0^C} - 1)$, where Q equals consumption, Q_0 equals consumption at zero cost (i.e., demand intensity; intercept of function), C equals unit price, k equals a scalar constant for consumption range, and $1/\alpha$ is essential value (Hursh and Silberberg 2008). One day following the last experimental day, rats were administered a bolus infusion of 15 mg/kg morphine to test for catheter patency. If rats failed the patency test, then they were excluded from all analyses.

Statistical analysis

Active and inactive lever presses during acquisition were analyzed using 3 (environment) \times 2 (training dose) \times 10 (session) mixed ANOVAs. Active and inactive lever presses during increasing FR were analyzed using 3 (environment) \times 2 (training dose) \times 9 (session) mixed ANOVAs. Active and inactive lever presses during the dose-response phase were analyzed using 3 (environment) \times 2 (training dose) \times 6 (dose) mixed ANOVAs. For the demand curves, the parameters α and Q_0 were extracted and analyzed using non-linear mixed effects models (Pinheiro et al. 2007), with subject as a random variable and environment and training dose as fixed, between-subjects variables. Tukey's HSD post hoc analyses were used in the event of significant interactions; p values less than 0.05 were deemed statistically significant.

Results

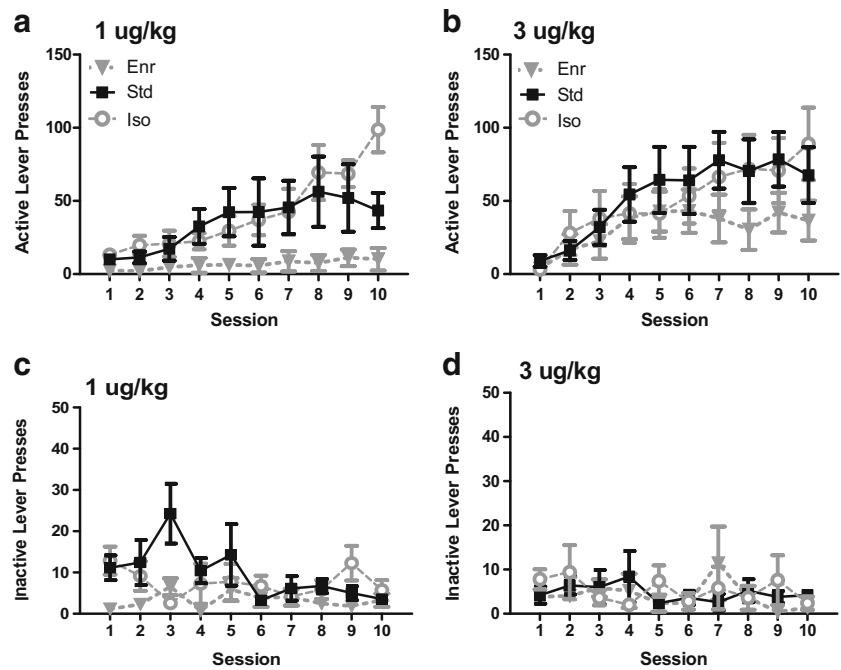
Acquisition

The results from the acquisition phase of the experiment are presented in Fig. 1. Analysis of these results revealed a main effect of session ($F(9, 270) = 20.61, p < 0.05$), a main effect of environment ($F(2, 30) = 3.77, p < 0.05$), and a session \times environment interaction ($F(18, 270) = 3.53, p < 0.05$) on active lever presses during acquisition. While there were no significant differences among groups on active lever presses during session 1, Enr rats made fewer active lever presses than Iso rats when collapsed across training dose on session 10 ($p < 0.05$). In addition, Iso and Std rats, but not Enr rats, significantly increased their remifentanyl intake over sessions (Iso rats showed significantly more active lever presses on session 10 compared to sessions 1, 2, 3, 4, 5, 6, and 7, $p < 0.05$; Std rats showed significantly more active lever presses on sessions 5, 6, 7, 8, 9, and 10 compared to both sessions 1 and 2, $p < 0.05$). For inactive lever presses, there was an interaction between session and environment ($F(18, 270) = 1.77, p < 0.05$). However, Tukey's post hoc analysis of this interaction yielded no systematic differences across sessions.

Increasing FR

The results from the increasing FR phase of the experiment are presented in Fig. 2. There were main effects of environment ($F(2, 30) = 14.83, p < 0.05$), training dose ($F(1, 30) = 4.39, p < 0.05$), and session ($F(8, 240) = 21.14, p < 0.05$) on active lever presses during this phase. There was also a significant environment by session interaction ($F(16, 240) = 4.22, p < 0.05$) and a training dose by session interaction ($F(8, 240) = 21.14, p < 0.05$). Across sessions, Tukey's post hoc

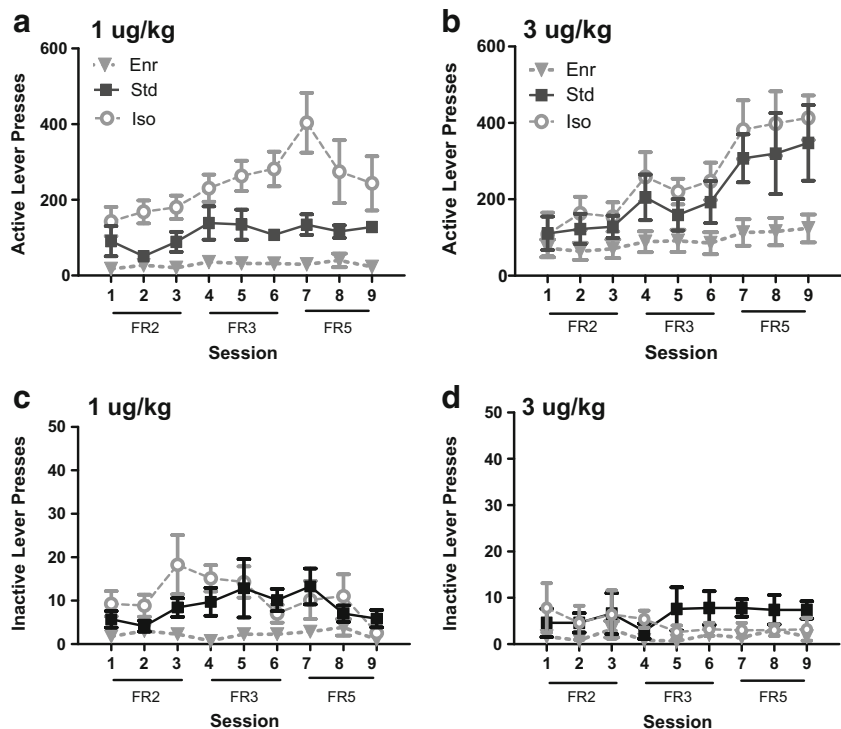
Fig. 1 Effect of environmental enrichment on acquisition of remifentanyl self-administration. Active lever presses (a) and inactive lever presses (c) during the self-administration phase of acquisition by rats trained with 1 $\mu\text{g}/\text{kg}$ /infusion remifentanyl. Active lever presses (b) and inactive lever presses (d) by rats trained with 3 $\mu\text{g}/\text{kg}$ remifentanyl. Enr: gray triangles ($n = 7$ for 1 $\mu\text{g}/\text{kg}$; $n = 5$ for 3 $\mu\text{g}/\text{kg}$), Std: black squares ($n = 7$ for 1 $\mu\text{g}/\text{kg}$; $n = 5$ for 3 $\mu\text{g}/\text{kg}$), Iso: white circles ($n = 7$ for 1 $\mu\text{g}/\text{kg}$; $n = 5$ for 3 $\mu\text{g}/\text{kg}$). Note the difference in scales between the upper and the lower panels



analyses revealed significant increases in active lever presses from the FR2 to the FR5 sessions in Iso and Std rats only (all $p < 0.05$); Enr rats did not significantly increase their responding as the FR requirement increased. Within sessions, Enr rats responded significantly less than Iso rats during the FR3 and FR5 sessions; Std rats also responded less than Iso rats on session 7 (i.e., the first day of FR5).

For inactive lever presses, there was a main effect of environment ($F(2, 30) = 8.85, p < 0.05$) and a main effect of training dose ($F(1, 30) = 6.11, p < 0.05$), indicating overall fewer inactive lever presses for Enr rats compared to Std and Iso rats, as well as overall more inactive lever presses with the 1 $\mu\text{g}/\text{kg}$ /infusion training dose compared to the 3 $\mu\text{g}/\text{kg}$ /infusion training dose.

Fig. 2 Effect of environmental enrichment on remifentanyl self-administration after increasing fixed ratio requirement. Active lever presses (a) and inactive lever presses (c) after increasing FR by rats trained with 1 $\mu\text{g}/\text{kg}$ /infusion remifentanyl. Active lever presses (b) and inactive lever presses (d) by rats trained with 3 $\mu\text{g}/\text{kg}$ /infusion remifentanyl. Enr: gray triangles ($n = 7$ for 1 $\mu\text{g}/\text{kg}$; $n = 5$ for 3 $\mu\text{g}/\text{kg}$), Std: black squares ($n = 7$ for 1 $\mu\text{g}/\text{kg}$; $n = 5$ for 3 $\mu\text{g}/\text{kg}$), Iso: white circles ($n = 7$ for 1 $\mu\text{g}/\text{kg}$; $n = 5$ for 3 $\mu\text{g}/\text{kg}$). Note the difference in scales between the upper and the lower panels



Dose-response

The results from the dose-response phase of the experiment are presented in Fig. 3. For active lever presses, there was a main effect of remifentanyl dose ($F(5, 150) = 34.41, p < 0.05$), a main effect of environment ($F(2, 30) = 9.34, p < 0.05$), and a dose by environment interaction ($F(10, 150) = 3.11, p < 0.05$). When trained with 1 $\mu\text{g}/\text{kg}$ /infusion, Enr rats made significantly fewer active lever presses than Std and Iso rats across the dose-response curve; when trained with 3 $\mu\text{g}/\text{kg}$ /infusion, Enr rats made fewer active lever presses than Iso rats across the dose-response curve (all $p < 0.05$). Regardless of training dose, there were no significant differences between Std and Iso rats at any dose.

For inactive lever presses, there was a main effect of dose ($F(5, 150) = 22.07, p < 0.05$), a main effect of environment ($F(2, 30) = 22.06, p < 0.05$), a main effect of training dose ($F(1, 30) = 7.61, p < 0.05$), an environment by training dose interaction ($F(2, 30) = 3.83, p < 0.05$), a dose by training dose interaction ($F(5, 150) = 5.07, p < 0.05$), and a dose by environment by training dose interaction ($F(10, 150) = 2.06, p < 0.05$). When trained with 1 $\mu\text{g}/\text{kg}$ /infusion, Enr rats pressed the inactive lever significantly less than Iso rats; when trained with 3 $\mu\text{g}/\text{kg}$ /infusion, Enr rats pressed the inactive lever significantly less than Std and Iso rats. Enr rats also pressed the inactive lever significantly less than Iso and Std rats when self-administering saline (all $p < 0.05$).

Demand curve

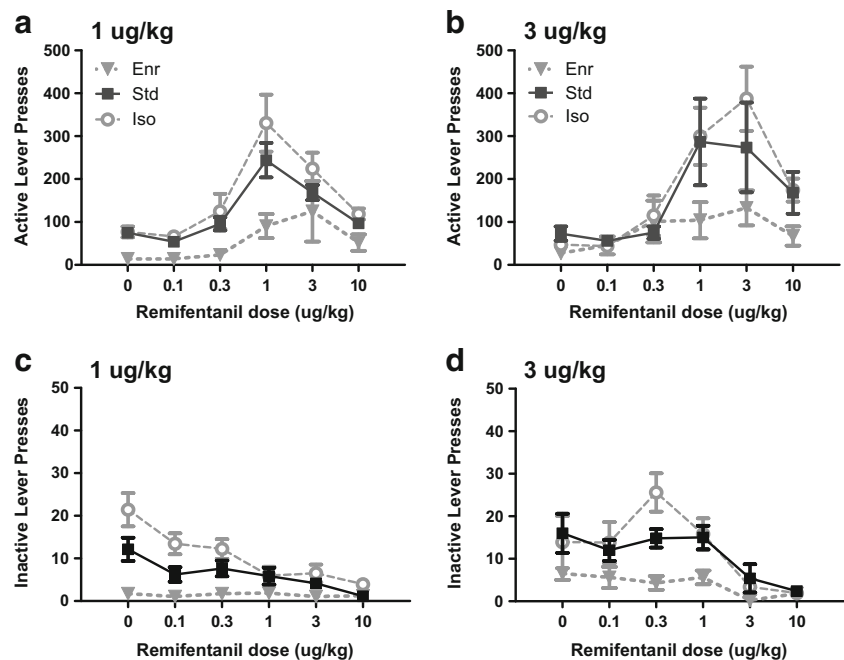
Conversion of the dose-response results to demand curves is depicted in Fig. 4. Using a k value of 2.59, analyses revealed a

significant main effect of environment on both Q_0 ($F(2, 121) = 11.38, p < 0.05$) and α values ($F(2, 121) = 3.10, p < 0.05$), but there were no significant effects of training dose and no interactions. Enr rats had the lowest Q_0 values when trained at 1 $\mu\text{g}/\text{kg}$ (Enr 2.07, Std 2.35, Iso 2.48) but not when trained at 3 $\mu\text{g}/\text{kg}$ (Enr 2.10, Std 2.20, Iso 2.08). Additionally, Enr rats had the highest α values (lowest essential value) when trained at 1 $\mu\text{g}/\text{kg}$ (Enr 0.0036, Std 0.0026, Iso 0.0027), but not when trained at 3 $\mu\text{g}/\text{kg}$ (Enr 0.0036, Std 0.0044, Iso 0.0036).

Discussion

The present results demonstrate that, similar to stimulant self-administration (Alvers et al. 2012; Bardo et al. 2001; Green et al. 2010), environmental enrichment starting in adolescence protects against opioid self-administration. Enr rats showed decreased acquisition and demonstrated a downward shift in the dose-response curves compared to both Std and Iso rats, regardless of initial training dose. Because Enr rats often have low rates of responding and sometimes do not acquire self-administration, no acquisition criterion was set for inclusion in the rest of the study. As such, the interpretation that Enr rats self-administer less remifentanyl during the increasing FR phase and the dose-response assessment is complicated by the fact that their responding during acquisition was negligible at 1 $\mu\text{g}/\text{kg}$. Using common acquisition criteria, it is likely that most Enr rats would not have been included in this study. However, Enr rats trained at 1 $\mu\text{g}/\text{kg}$ changed their responding across doses during the dose-response assessment, suggesting

Fig. 3 Effect of environmental enrichment on the remifentanyl dose-response curve. Active lever presses (a) and inactive lever presses (c) at saline, 0.1, 0.3, 1, 3, or 10 $\mu\text{g}/\text{kg}$ /infusion remifentanyl by rats trained with 1 $\mu\text{g}/\text{kg}$ remifentanyl. Active lever presses (b) and inactive lever presses (d) by rats trained with 3 $\mu\text{g}/\text{kg}$ remifentanyl. Enr: gray triangles ($n = 7$ for 1 $\mu\text{g}/\text{kg}$; $n = 5$ for 3 $\mu\text{g}/\text{kg}$), Std: black squares ($n = 7$ for 1 $\mu\text{g}/\text{kg}$; $n = 5$ for 3 $\mu\text{g}/\text{kg}$), Iso: white circles ($n = 7$ for 1 $\mu\text{g}/\text{kg}$; $n = 5$ for 3 $\mu\text{g}/\text{kg}$). Note the difference in scales between the upper and the lower panels



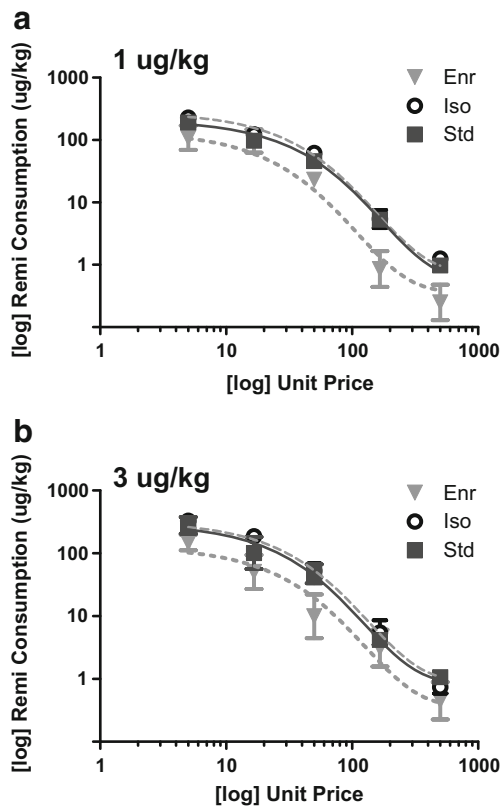


Fig. 4 Effect of environmental enrichment on demand curves for remifentanyl. Remifentanyl demand curves for Enr (gray triangles; $n = 7$ for 1 $\mu\text{g}/\text{kg}$; $n = 5$ for 3 $\mu\text{g}/\text{kg}$), Std (black squares; $n = 7$ for 1 $\mu\text{g}/\text{kg}$; $n = 5$ for 3 $\mu\text{g}/\text{kg}$), and Iso (white circles; $n = 7$ for 1 $\mu\text{g}/\text{kg}$; $n = 5$ for 3 $\mu\text{g}/\text{kg}$) rats that were trained with 1 $\mu\text{g}/\text{kg}$ remifentanyl (a) or 3 $\mu\text{g}/\text{kg}$ remifentanyl (b)

that while their response rates were low, they did learn the remifentanyl-reinforced response contingency.

To fully elucidate the effect of enrichment on remifentanyl intake over changing price, dose-response data were converted to demand curves. Analysis of these curves showed significant environment-induced changes in α , indicating that rearing environment altered the essential value of remifentanyl; this is typically interpreted as a change in the demand for a reinforcer as its price increases. Additionally, Q_0 significantly differed between Enr, Std, and Iso rats, indicating that rearing environment altered consumption of remifentanyl as price approached zero (Bickel et al. 2010; Hursh and Silberberg 2008). Although α and Q_0 can vary independently (Bickel et al. 2010), the fact that Enr rats had the lowest Q_0 (when remifentanyl would be free), and the greatest α (demand elasticity) at 1 $\mu\text{g}/\text{kg}$, demonstrates the benefit of enrichment in reducing opioid abuse liability. This is in contrast to stimulants, where Enr rats show only greater demand elasticity compared to Iso rats (Yates et al. *under review*). This can also be observed when comparing the dose-response curves of remifentanyl (Fig. 3) to that of stimulants (Fig. 5). Enr rats had lower response rates than Iso rats at low doses, regardless

of drug. However, responding at high doses is lower for Enr rats taking remifentanyl, unlike what has been observed for methylphenidate (MPD, Fig. 5 top, used with permission from Alvers et al. (2012)) and cocaine (Fig. 5 bottom, used with permission from Green et al. 2010), where no significant differences are found between Enr and Iso rats at high doses.

While Enr rats differed from both Std and Iso rats across all phases of the experiment, there was relatively little difference between Std and Iso rats in remifentanyl self-administration, except during the increasing FR training phase using the lower training dose (1 $\mu\text{g}/\text{kg}/\text{infusion}$). In previous work with stimulant self-administration, some studies have shown group-housed or Std rats to have lower rates of self-administration compared to single-housed or Iso rats (Bardo et al. 2001; Boyle et al. 1991; Schenk et al. 1987), whereas other reports have shown no effect (Bozarth et al. 1989; Schenk et al. 1988). In a more relevant study, heroin self-administration was reduced in group-housed rats compared to single-housed rats (Bozarth et al. 1989). Similar to that latter study using heroin,

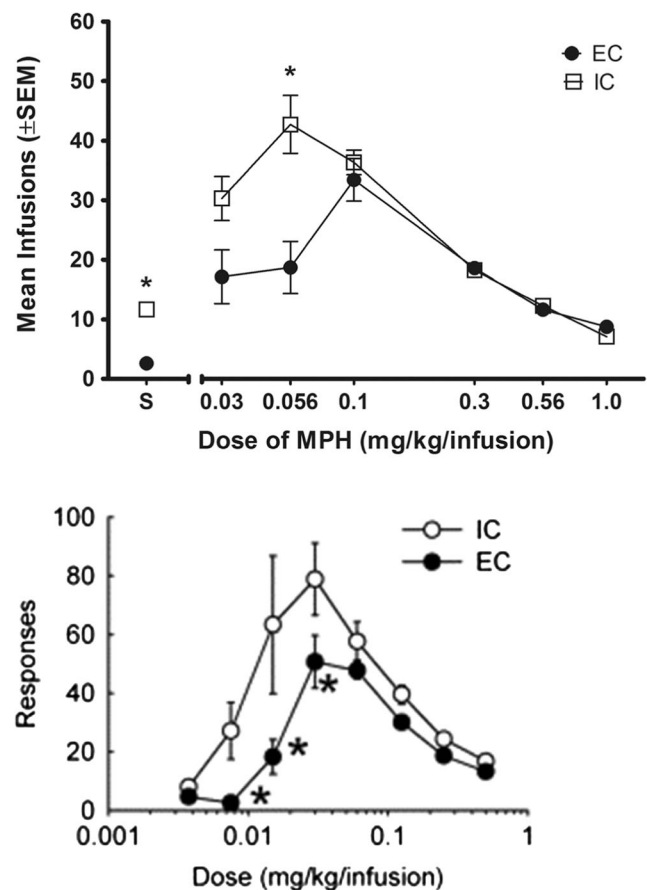


Fig. 5 Effect of environmental enrichment on stimulant dose-response curves. (Top) Methlyphenidate dose-response curve for Enr (EC, black circles) and Iso (IC, white squares) rats that were trained with 0.3 mg/kg/infusion. MPH methylphenidate. Used with permission from Alvers et al. (2012). (Bottom) Cocaine dose-response curve for Enr (EC, black circles) and Iso (IC, white circles) rats that were trained with 0.5 mg/kg/infusion. Used with permission from Green et al. (2010)

the current study found remifentanyl self-administration to be reduced in Std rats compared to Iso rats when the FR requirement was increased from FR1 to FR5. Since social interaction is known to activate endogenous opioid systems (Bertrand et al. 1997; D'Amato and Pavone 2012; Trezza et al. 2011), one potential explanation for the reduced self-administration in Std rats (and Enr rats) is that repeated social interaction may have reduced sensitivity to the reinforcing effect of remifentanyl (Hofford et al. 2016). Regardless of the precise mechanism, however, reliable differences between Std and Iso rats did not occur in the dose-response evaluation. Thus, the current results indicate that, in addition to social interaction, repeated exposure to novel objects in the home cage is a critical determinant for altering remifentanyl self-administration.

One limitation of the current study is that it only included males. As such, results cannot be extrapolated to females. Based on the available literature, it is possible that sex differences would be present in remifentanyl self-administration using the current environmental enrichment paradigm. For example, female rodents are less sensitive than males to the antinociceptive and locomotor-sensitizing effects of prototypical opioids such as morphine (Baker and Ratka 2002; Hofford et al. 2010). In addition, females engage in different social behavior compared to males during adolescence (Pellis et al. 1997), which is the developmental period when rats were first placed in their respective environments in the current study. Interestingly, exposure to social play, which is more prevalent in males, is thought to release endogenous opioids in nucleus accumbens (Trezza et al. 2011) and this exposure to endogenous opioids is hypothesized to reduce sensitivity to other opioids (Hofford et al. 2016). However, potential sex differences in play-induced endogenous opioid release have not been examined. Future studies are needed to determine if environmental enrichment also protects against remifentanyl self-administration in females.

Conclusion

This preclinical study enhances our understanding of the role of environmental enrichment on opioid self-administration, knowledge that may be useful for the development and implementation of effective prevention interventions in at-risk populations. While the extension of rodent data to humans should be done with caution, the current studies suggest that behavioral prevention programs that incorporate enriching and social activities may be especially beneficial, at least in males. Consistent with this idea, prevention programs have been developed that use enriching activities, peer influence, and stress reduction training to target children, adolescents, and emerging adults (Barnett et al. 2014; D'Silva et al. 2001; Pentz 2014). However, longitudinal data are needed to determine if

these environmental interventions reduce opioid abuse vulnerability later in life.

Funding This work was funded by the NIH: DA012964, DA016176, DA035200, DA036291, and DA033373.

Compliance with ethical standards All experimental procedures were approved by the Institutional Animal Care and Use Committee at the University of Kentucky and conformed to the National Institutes of Health Guide for the Care and Use of Laboratory Animals.

Conflict of interest The authors declare that they have no conflicts of interest.

References

- Alexander BK, Coombs RB, Hadaway PF (1978) The effect of housing and gender on morphine self-administration in rats. *Psychopharmacology* 58:175–179
- Alvers KM, Marusich JA, Gipson CD, Beckmann JS, Bardo MT (2012) Environmental enrichment during development decreases intravenous self-administration of methylphenidate at low unit doses in rats. *Behav Pharmacol* 23:650–657
- Baker L, Ratka A (2002) Sex-specific differences in levels of morphine, morphine-3-glucuronide, and morphine antinociception in rats. *Pain* 95:65–74
- Bardo MT, Klebaur JE, Valone JM, Deaton C (2001) Environmental enrichment decreases intravenous self-administration of amphetamine in female and male rats. *Psychopharmacology* 155:278
- Barnett NP, Ott MQ, Rogers ML, Loxley M, Linkletter C, Clark MA (2014) Peer associations for substance use and exercise in a college student social network. *Health Psychol: Off J of the Div Psychol, Am Psychol Assoc* 33:1134–1142
- Bertrand E, Smadja C, Mauborgne A, Roques BP, Dauge V (1997) Social interaction increases the extracellular levels of [Met]enkephalin in the nucleus accumbens of control but not of chronic mild stressed rats. *Neuroscience* 80:17–20
- Bickel WK, Yi R, Mueller ET, Jones BA, Christensen DR (2010) The behavioral economics of drug dependence: towards the consilience of economics and behavioral neuroscience. In: Self WD, Staley Gottschalk KJ (eds) *Behavioral neuroscience of drug addiction*. Springer, Berlin, pp 319–341
- Boyle AE, Gill K, Smith BR, Amit Z (1991) Differential effects of an early housing manipulation on cocaine-induced activity and self-administration in laboratory rats. *Pharmacol Biochem Behav* 39:269–274
- Bozarth MA, Murray A, Wise RA (1989) Influence of housing conditions on the acquisition of intravenous heroin and cocaine self-administration in rats. *Pharmacol Biochem Behav* 33:903–907
- D'Silva MU, Harrington NG, Palmgreen P, Donohew L, Lorch EP (2001) Drug use prevention for the high sensation seeker: the role of alternative activities. *Subst Use Misuse* 36:373–385
- D'Amato FR, Pavone F (2012) Modulation of nociception by social factors in rodents: contribution of the opioid system. *Psychopharmacology* 224:189–200
- Dasgupta N, Creppage K, Austin A, Ringwalt C, Sanford C, Proescholdbell SK (2014) Observed transition from opioid analgesic deaths toward heroin. *Drug Alcohol Depend* 145:238–241
- El Rawas R, Thiriet N, Lardeux V, Jaber M, Solinas M (2009) Environmental enrichment decreases the rewarding but not the activating effects of heroin. *Psychopharmacology* 203:561–570

- Galaj E, Manuszak M, Ranaldi R (2016) Environmental enrichment as a potential intervention for heroin seeking. *Drug Alcohol Depend* 163:195–201
- Green TA, Alibhai IN, Roybal CN, Winstanley CA, Theobald DEH, Birnbaum SG, Graham AR, Unterberg S, Graham DL, Vialou V, Bass CE, Terwilliger EF, Bardo MT, Nestler EJ (2010) Environmental enrichment produces a behavioral phenotype mediated by low cyclic adenosine monophosphate response element binding (CREB) activity in the nucleus accumbens. *Biol Psychiatry* 67:28–35
- Hill SY, Powell BJ (1976) Cocaine and morphine self-administration: effects of differential rearing. *Pharmacol Biochem Behav* 5:701–704
- Hiranita T, Soto PL, Tanda G, Kopajtic TA, Katz JL (2013) Stimulants as specific inducers of dopamine-independent sigma agonist self-administration in rats. *J Pharmacol Exp Ther* 347:20–29
- Hiranita T, Kohut SJ, Soto PL, Tanda G, Kopajtic TA, Katz JL (2014) Preclinical efficacy of N-substituted benzotropine analogs as antagonists of methamphetamine self-administration in rats. *J Pharmacol Exp Ther* 348:174–191
- Hofford RS, Roberts KW, Wellman PJ, Eitan S (2010) Social influences on morphine sensitization in adolescent females. *Drug Alcohol Depend* 110:263–266
- Hofford RS, Beckmann JS, Bardo MT (2016) Rearing environment differentially modulates cocaine self-administration after opioid pretreatment: a behavioral economic analysis. *Drug Alcohol Depend* 167:89–94
- Hursh SR, Silberberg A (2008) Economic demand and essential value. *Psychol Rev* 115:186–198
- Kolodny A, Courtwright DT, Hwang CS, Kreiner P, Eadie JL, Clark TW, Alexander GC (2015) The prescription opioid and heroin crisis: a public health approach to an epidemic of addiction. *Annual Review of Public Health* 36: null
- Mark TL, Woody GE, Juday T, Kleber HD (2001) The economic costs of heroin addiction in the United States. *Drug Alcohol Depend* 61: 195–206
- Marks-Kaufman R, Lewis MJ (1984) Early housing experience modifies morphine self-administration and physical dependence in adult rats. *Addict Behav* 9:235–243
- Panlilio LV, Schindler CW (2000) Self-administration of remifentanyl, an ultra-short acting opioid, under continuous and progressive-ratio schedules of reinforcement in rats. *Psychopharmacology* 150:61
- Pellis SM, Field EF, Smith LK, Pellis VC (1997) Multiple differences in the play fighting of male and female rats. Implications for the causes and functions of play. *Neurosci Biobehav Rev* 21:105–120
- Pentz MA (2014) Integrating mindfulness into school-based substance use and other prevention programs. *Subst Use Misuse* 49:617–619
- Pinheiro J, Bates D, DebRoy S, Sarkar D (2007) Linear and nonlinear mixed effects models. R package version. 3: 57. R Foundation for Statistical Computing, Vienna, pp 1–89
- Raz S, Berger BD (2010) Social isolation increases morphine intake: behavioral and psychopharmacological aspects. *Behav Pharmacol* 21:39–46
- SAMHSA (2014) Results from the 2013 National Survey on Drug Use and Health: Summary of National Findings, Rockville
- Schenk S, Lacelle G, Gorman K, Amit Z (1987) Cocaine self-administration in rats influenced by environmental conditions: implications for the etiology of drug abuse. *Neurosci Lett* 81:227–231
- Schenk S, Robinson B, Amit Z (1988) Housing conditions fail to affect the intravenous self-administration of amphetamine. *Pharmacol Biochem Behav* 31:59–62
- Smith MA, Pitts EG (2011) Access to a running wheel inhibits the acquisition of cocaine self-administration. *Pharmacol Biochem Behav* 100:237–243
- Smith M, Chisholm K, Bryant P, Greene J, McClean J, Stoops W, Yancey D (2005) Social and environmental influences on opioid sensitivity in rats: importance of an opioid's relative efficacy at the mu-receptor. *Psychopharmacology* 181:27–37
- Tavittian-Exley I, Vickerman P, Bastos FI, Boily M-C (2015) Influence of different drugs on HIV risk in people who inject: systematic review and meta-analysis. *Addiction*
- Trezza V, Damsteegt R, Achterberg EJM, Vanderschuren LJM (2011) Nucleus accumbens μ -opioid receptors mediate social reward. *J Neurosci* 31:6362–6370
- Weinhold LL, Sharpe LG, Jaffe JH (1993) Housing conditions influence acquisition of sufentanil aerosol self-administration in rats. *Pharmacol Biochem Behav* 44:141–144
- Yates JR, Bardo MT, Beckmann JS (under review) Self-administration of drug and natural reinforcers in differentially reared rats: a behavioral economic analysis. *Addict Behav*