

# Holographic butterfly effect at quantum critical points

Yi Ling,<sup>a,c,d</sup> Peng Liu<sup>a</sup> and Jian-Pin Wu<sup>b,c</sup>

<sup>a</sup>*Institute of High Energy Physics, Chinese Academy of Sciences,  
Beijing, 100049 China*

<sup>b</sup>*Institute of Gravitation and Cosmology, Department of Physics,  
School of Mathematics and Physics, Bohai University, Jinzhou, 121013 China*

<sup>c</sup>*Shanghai Key Laboratory of High Temperature Superconductors,  
Shanghai, 200444 China*

<sup>d</sup>*School of Physics, University of Chinese Academy of Sciences,  
Beijing, 100049 China*

*E-mail:* [lingyi@ihep.ac.cn](mailto:lingyi@ihep.ac.cn), [liup51@ihep.ac.cn](mailto:liup51@ihep.ac.cn), [jianpinwu@mail.bnu.edu.cn](mailto:jianpinwu@mail.bnu.edu.cn)

**ABSTRACT:** When the Lyapunov exponent  $\lambda_L$  in a quantum chaotic system saturates the bound  $\lambda_L \leq 2\pi k_B T$ , it is proposed that this system has a holographic dual described by a gravity theory. In particular, the butterfly effect as a prominent phenomenon of chaos can ubiquitously exist in a black hole system characterized by a shockwave solution near the horizon. In this paper we propose that the butterfly velocity can be used to diagnose quantum phase transition (QPT) in holographic theories. We provide evidences for this proposal with an anisotropic holographic model exhibiting metal-insulator transitions (MIT), in which the derivatives of the butterfly velocity with respect to system parameters characterizes quantum critical points (QCP) with local extremes in zero temperature limit. We also point out that this proposal can be tested by experiments in the light of recent progress on the measurement of out-of-time-order correlation function (OTOC).

**KEYWORDS:** AdS-CFT Correspondence, Gauge-gravity correspondence, Holography and condensed matter physics (AdS/CMT), Black Holes

ARXIV EPRINT: [1610.02669](https://arxiv.org/abs/1610.02669)

---

## Contents

<b>1</b>	<b>Introduction</b>	<b>1</b>
<b>2</b>	<b>The butterfly effect and the quantum phase transition</b>	<b>2</b>
2.1	Holographic Q-lattice model	3
2.2	The anisotropic butterfly velocity	5
2.3	Evidences from holographic theories	6
2.4	Anisotropy of the butterfly velocity in quantum critical region	8
<b>3</b>	<b>Discussion</b>	<b>9</b>

---

## 1 Introduction

Quantum phase transition (QPT) is one of the essential and difficult topic in condensed matter theory (CMT). It usually involves strong correlation physics where traditional treatments are inadequate. Holographic duality has been proved a powerful tool to study strongly correlated system, and has provided many novel insights into strongly correlated problems. On the other hand, quantum chaos, also as known as butterfly effect, has been attracting unprecedented attention recently, which set up a bridge among quantum theory, CMT and holographic gravity. We shall address the connection between QPT and quantum chaos in holographic framework in this paper.

The butterfly effect states that an initially small perturbation becomes non-negligible at later time. The out-of-time-order correlation function (OTOC) in quantum systems can diagnose the butterfly effect by a sudden decay after the scrambling time  $t_*$ , which generically takes the following form,

$$F(t, \vec{x}) = \frac{\langle W^\dagger(t, \vec{x}) V^\dagger(0, 0) W(t, \vec{x}) V(0, 0) \rangle_\beta}{\langle W(t, \vec{x}) W(t, \vec{x}) \rangle_\beta \langle V(0, 0) V(0, 0) \rangle_\beta} = 1 - \alpha e^{\lambda_L \left( t - t_* - \frac{|\vec{x}|}{v_B} \right)} + \dots, \quad (1.1)$$

where  $W(t, \vec{x}) \equiv e^{iHt} W(0, \vec{x}) e^{-iHt}$ , and  $\langle \dots \rangle_\beta$  represents the ensemble average at temperature  $T = 1/(k_B \beta)$ .  $v_B$  is the butterfly velocity,  $\lambda_L$  is the Lyapunov exponent and the scrambling time  $t_*$  is the timescale when the commutator  $[W(t, \vec{x}), V(0, 0)]$  grows to  $\mathcal{O}(1)$ . Physically,  $F(t)$  describes the spread, or the scrambling of quantum information over the degrees of freedom across the system. Very importantly, as a characteristic velocity of a chaotic quantum system,  $v_B$  sets a bound on the speed of the information propagation [1].

In holographic theories, the butterfly effect has extensively been studied in context [5–17]. In the study of high energy scattering near horizon and information scrambling of black holes it is found that the butterfly effect ubiquitously exists and is signaled by a

shockwave solution near the horizon [1, 5, 6, 9, 15] (see also 2.2). Especially, a bound on chaos has been proposed as

$$\lambda_L \leq \frac{2\pi}{\beta}, \quad (1.2)$$

and the saturation of this bound has been suggested as a criterion on whether a many-body system has a holographic dual described by gravity theory [10]. One remarkable example that saturates this bound is the Sachdev-Ye-Kitaev (SYK) model [10, 18]. Recently, the butterfly velocity  $v_B$  has also been conjectured as the characteristic velocity that universally bounds the diffusion constants in incoherent metal [15–17, 19].

Since in holographic theories the bound in (1.2) is always saturated, we will focus on the behavior of the butterfly velocity close to quantum critical points (QCP).<sup>1</sup> The first signal to connect the butterfly velocity and QPT comes from the fact that both the butterfly velocity and the phase transition are controlled by IR degrees of freedom in chaotic quantum system [1, 4]. This picture becomes more vivid in holographic scenario since IR degrees of freedom of the dual field theory is reflected by the near horizon data, and both  $v_B$  and QPT depend solely on the near horizon data. In addition, the butterfly effect can be induced by any operator that affects the energy of the bulk theory [1, 8, 18]. Meanwhile, QPT is characterized by the degeneracy of ground states, which implies that the butterfly effect should be sensitive to QPT since they involve energy fluctuations. Therefore, it is highly possible that the butterfly effect can capture the QPT in holographic theories.

A heuristic argument about the relation between  $v_B$  and QPT comes from the different behavior of the information propagation during the transition from a many-body localization (MBL) phase to a thermalized phase. A quantum system in MBL phase does not satisfy the Eigenstate Thermalization Hypothesis (ETH), and the quantum information propagates very slowly [21, 22]. In thermalized phase, however, the information propagates much faster. In other words, the speed of information propagation probably works as an indicator of a MBL phase transition. Notice that the butterfly velocity bounds the speed of the quantum information propagation across the chaotic system, it is reasonable to expect that the butterfly velocity may exhibit different behavior in distinct phases.

Inspired by above considerations, we propose that the butterfly velocity can characterize the QPT in generic holographic theories. We will present evidences for this proposal with a holographic model exhibiting MIT as an example of QPT, and demonstrate that the derivatives of the butterfly velocity with respect to system parameters do capture the QPT by showing local extremes near QCPs. Also, we point out the prospect of testing our proposal in laboratory.

## 2 The butterfly effect and the quantum phase transition

In this section we demonstrate the relation between the MIT and the butterfly effects by numerical investigations on holographic models.

---

<sup>1</sup>Previously, it was demonstrated in [20] that the Lyapunov exponent  $\lambda_L$  may exhibit a peak near QCP in the Bose-Hubbard model.

In the context of gauge/gravity duality, holographic descriptions for the quantity in condensed matter physics can be computed in terms of the metric and other matter fields in the bulk. On one hand, the holographic description of MIT has been studied in [4, 23–25]. Usually, the transition is induced by relevant deformations to near horizon geometry, in which the lattice structure plays a key role. In this paper we consider the holographic Q-lattice model exhibiting MIT, which is presented in 2.1 (for more details, refer to [23, 24]). On the other hand, the butterfly effect in black holes has been investigated in [1, 15, 26–28], and the butterfly velocity can be extracted from shockwave solutions to the perturbation equations of gravity. Since the bulk geometry we consider here is anisotropic, we present a detailed derivation for the corresponding  $v_B$  in section 2.2.

Next, we introduce the holographic Q-lattice model and the *anisotropic* holographic butterfly effects. After that, we explicitly provide the numerical evidences for our proposal. Moreover, we also study the anisotropy of the butterfly velocity and its effects on the connection between QPT and butterfly effects.

## 2.1 Holographic Q-lattice model

The Lagrangian of the holographic Q-lattice model reads as [23, 24, 29],

$$\mathcal{L} = R + 6 - \frac{1}{4}F^2 - |\nabla\Phi|^2 - m^2|\Phi|^2, \tag{2.1}$$

where  $F = dA$  is the field strength of the Maxwell field and  $\Phi$  is the complex scalar field simulating the Q-lattice structure. Note that we have set the AdS radius  $L = 1$ , and we adopt the natural system of units where  $c, k_B, h$  are set to 1. The equations of motion corresponding to (2.1) read as

$$R_{ab} + \frac{g_{ab}}{2} (6 - m^2|\Phi|^2) - \partial_{(a}\Phi\partial_{b)}\Phi^* - \frac{1}{8} (4F_{ab}^2 - g_{ab}F^2) = 0, \tag{2.2}$$

$$\nabla_a\nabla^a\Phi - m^2\Phi = 0, \tag{2.3}$$

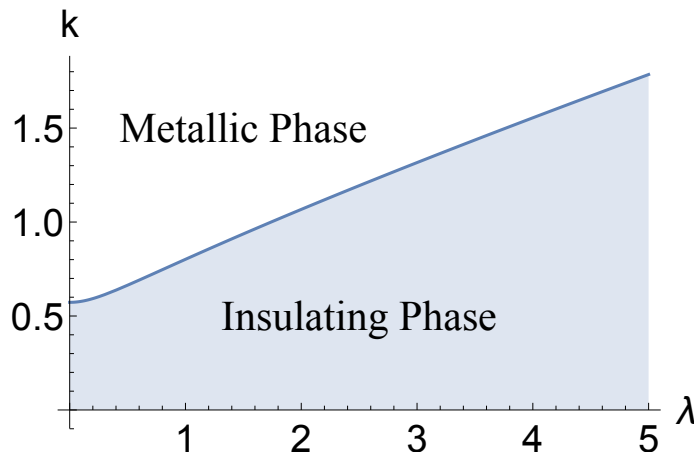
$$\nabla_a F^{ab} = 0. \tag{2.4}$$

The ansatz for a black brane solution with lattice structure only along  $x$  direction is presented as

$$ds^2 = \frac{1}{z^2} \left( -fSdt^2 + \frac{dz^2}{fS} + \hat{V}_x dx^2 + \hat{V}_y dy^2 \right),$$

$$A_t = \mu(1-z)a, \quad \Phi = e^{ikx} z^{3-\Delta} \phi, \tag{2.5}$$

where  $f(z) \equiv (1-z)(1+z+z^2-\mu^2z^3/4)$  and  $\Delta = 3/2 \pm (9/4 + m^2)^{1/2}$ .  $S, \hat{V}_x, \hat{V}_y, a$  and  $\phi$  are functions of the radial coordinate  $z$  only and  $\mu$  corresponds to the chemical potential of the dual field theory by setting the boundary condition  $a(0) = 1$ . Black brane solutions are obtained by numerically solving the Einstein equations as well as other equations of motion for matter fields. System (2.5) is invariant under scaling  $\{z, t, x, y\} \rightarrow \alpha\{z, t, x, y\}, \{\mu, k\} \rightarrow \{\mu, k\}/\alpha, \{g_{tt}, g_{zz}, g_{xx}, g_{yy}\} \rightarrow \{g_{tt}, g_{zz}, g_{xx}, g_{yy}\}/\alpha^2$ . We only focus on the scaling dimensionless quantities by taking the chemical potential  $\mu$  as scaling unit,



**Figure 1.** MIT phase diagram at  $T = 0.001$  [24].

which means that we are effectively working with grand ensemble description. Each solution is specified by three dimensionless parameters, namely the temperature  $\tilde{T}/\mu$  with  $\tilde{T} = (12 - \mu^2)S(1)/16\pi$ , lattice amplitude  $\tilde{\lambda}/\mu^{3-\Delta}$  with  $\tilde{\lambda} \equiv \phi(0)$ , and lattice wave number  $\tilde{k}/\mu$ , which are abbreviated as  $\{T, \lambda, k\}$  in this paper. The metric has an event horizon at  $z = 1$  and the spacetime boundary locates at  $z = 0$ . Throughout this paper, we set  $m^2 = -2$  such that the scaling dimension of  $\Phi$  is  $\Delta = 2$ . We would like to point out that for other values of  $m^2$ , qualitatively similar phenomena will be obtained. Moreover, we have also examined the case  $\Delta = 1$  for  $m^2 = -2$ , and similar results to the case  $\Delta = 2$  are obtained as well.

The occurrence of MIT in this model has been discussed in [23] and an explicit phase diagram over  $(\lambda, k)$  plane (figure 1) has been presented in [24], where the temperature is fixed at  $T \sim 10^{-3}$ , but further decreasing the temperature will not induce significant modifications to the phase diagram. From figure 1 it is seen that increasing  $\lambda$  at certain value of  $k$  will drive the system from metallic phase into insulating phase, which is consistent with the interpretation of  $\lambda$  as the lattice strength.

At finite but extremely low temperature, we distinguish the metallic phase and the insulating phase by the different temperature dependence of DC conductivity. Specifically, the metallic phase is defined by  $\partial_T \sigma_{\text{DC}}(T) < 0$  while insulating phase  $\partial_T \sigma_{\text{DC}}(T) > 0$ , therefore the surface  $\partial_T \sigma_{\text{DC}}(T) = 0$  separating the insulating phase and the metallic phase is the critical surface. This criterion has also been widely adopted in holographic literature [24, 25, 30].

The expressions of DC conductivity  $\sigma_{\text{DC}}$  along x-direction for model 2.1 can be calculated from

$$\sigma_{\text{DC}} = \left( \sqrt{\frac{\hat{V}_y}{\hat{V}_x}} + \frac{\mu^2 a^2 \sqrt{\hat{V}_x \hat{V}_y}}{k^2 \phi^2} \right) \Big|_{z=1}, \tag{2.6}$$

which are determined by the horizon data [24, 25, 29]. Alternatively, one may compute the  $\sigma_{\text{DC}}$  as the zero frequency limit of the optical conductivity  $\lim_{\omega \rightarrow 0} \sigma(\omega)$  by introducing the

following consistent time-dependent perturbation,

$$\delta A_x = a_x(z)e^{-i\omega t}, \quad \delta g_{tx} = h_{tx}(z)e^{-i\omega t}, \quad \delta \Phi = ie^{ikx}z^{3-\Delta}\varphi(z)e^{-i\omega t}. \quad (2.7)$$

After numerically solving the perturbation equation of motions on a numerical background solution to (2.1), the optical conductivity can be obtained as

$$\sigma(\omega) = \frac{\partial_z a_x(z)}{i\omega a_x(z)} \Big|_{z=0}. \quad (2.8)$$

## 2.2 The anisotropic butterfly velocity

In this section we demonstrate the derivation of butterfly velocity  $v_B$  in anisotropic background, which can be extracted from the shockwave solution near the horizon [1, 15, 26, 27]. For this purpose, it is more convenient to work in  $r$ -coordinate with  $r \equiv r_0/z$ , where  $r_0$  is the location of horizon. The generic spatially anisotropic metric of a 4-dimensional spacetime can be written as

$$ds^2 = -U(r)dt^2 + \frac{dr^2}{U(r)} + V_x(r)dx^2 + V_y(r)dy^2. \quad (2.9)$$

In Kruskal coordinate (2.9) is written as

$$ds^2 = \mathcal{U}(uv)dudv + V_x(uv)dx^2 + V_y(uv)dy^2, \quad (2.10)$$

where  $uv = -e^{U'(r_0)r_*}, u/v = -e^{-U'(r_0)t}$ , with  $r_*$  being the tortoise coordinate defined by  $dr_* = dr/U(r)$ . In addition,  $\mathcal{U}(uv) = \frac{4U(r)}{uvU'(r_0)^2}$ ,  $V_{x,y}(uv) = V_{x,y}(r)$ . Note that, in this coordinate the horizon is at  $u = v = 0$ .

The shockwave geometry is induced by a freely falling particle on the AdS boundary at  $t_i$  in the past and at  $x = y = 0$ . This particle is exponentially accelerated in Kruskal coordinate and generates the following energy distribution at  $u = 0$ ,

$$\delta T_{uu} \sim E_0 e^{\frac{2\pi}{\beta}t_i} \delta(u) \delta(x, y), \quad (2.11)$$

where  $E_0$  is the initial asymptotic energy of the particle. After the scrambling time  $t_* \sim \beta \log N^2$  an initially small perturbation becomes significant and back-react to the geometry by a shockwave localized at the horizon [31],

$$ds^2 = V_x(uv)dx^2 + V_y(uv)dy^2 + \mathcal{U}(uv)dudv - \mathcal{U}(uv)\delta(u)h(x, y)du^2. \quad (2.12)$$

By a convenient redefinition  $\tilde{y} \equiv y\sqrt{\frac{V_x(0)}{V_y(0)}}$  the resultant Einstein equation can be written as a Poisson equation,

$$(\partial_x^2 + \partial_{\tilde{y}}^2 - m^2) h(x, \tilde{y}) \sim \frac{16\pi G_N V_x(0)}{\mathcal{U}(0)} E_0 e^{\frac{2\pi}{\beta}t_i} \delta(x, \tilde{y}), \quad (2.13)$$

with  $m^2$  given by

$$m^2 = \frac{4}{\mathcal{U}(uv)} \left( V'_x(uv) + \frac{V_x(uv)V'_{\tilde{y}}(uv)}{V_{\tilde{y}}(uv)} \right) \Big|_{u=0}. \quad (2.14)$$

At long distance  $|\vec{x}| \equiv \sqrt{x^2 + \tilde{y}^2} \gg m^{-1}$ , the solution reads as

$$h(x, \tilde{y}) \sim \frac{E_0 e^{\frac{2\pi}{\beta}(t_i - t_*) - m|\vec{x}|}}{|\vec{x}|^{1/2}}. \quad (2.15)$$

From (2.15) we read off the Lyapunov exponent  $\lambda_L$  and the butterfly velocity  $v_B$ ,

$$\lambda_L = \frac{2\pi}{\beta}, \quad v_B = \frac{2\pi}{\beta m}. \quad (2.16)$$

The Lyapunov exponent saturates the chaos bound as expected. Rewriting  $m$  in coordinates  $(r, t, x, \tilde{y})$  we find

$$v_B = \sqrt{\frac{\pi T V_{\tilde{y}}(r_0)}{V'_x(r_0) V_{\tilde{y}}(r_0) + V_x(r_0) V'_{\tilde{y}}(r_0)}}. \quad (2.17)$$

When recovered to  $(x, y)$  coordinate system, the butterfly velocity  $\mathbf{v}_B$  is anisotropic. Specifically, in direction with polar angle  $\theta$ ,

$$\mathbf{v}_B(\theta) = v_B \sqrt{\frac{\sec^2(\theta) V_x(r_0)}{V_x(r_0) + \tan^2(\theta) V_y(r_0)}}. \quad (2.18)$$

### 2.3 Evidences from holographic theories

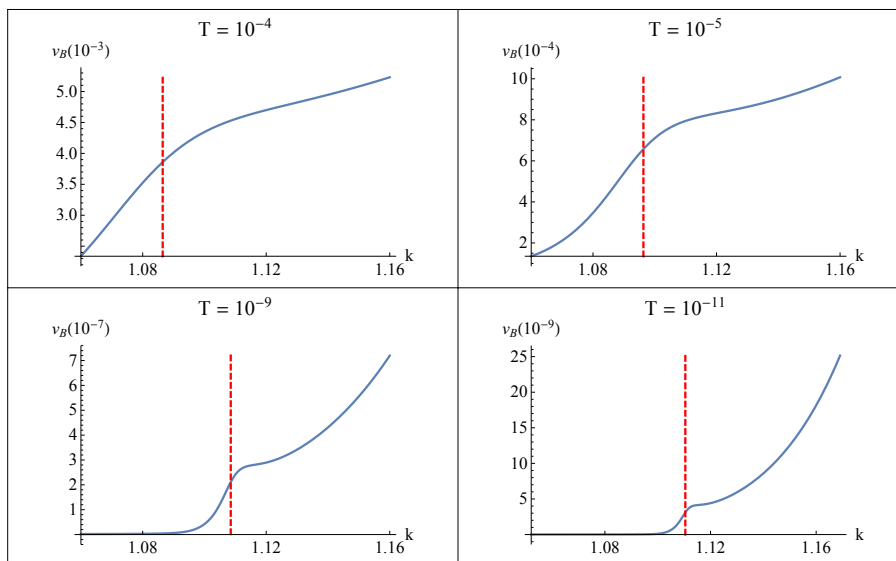
In this subsection we explicitly study the relation between the QPT and the butterfly velocity in Q-lattice model. We approach the QPT by studying the phase transitions in zero temperature limit. Therefore, our main task is to investigate the butterfly velocity on background solutions specified by  $(\lambda, k)$ , which correspond to lattice strength and wave number, respectively. For simplicity, we focus on  $\lambda = 2$  and study the behavior of the butterfly velocity along  $x$ -direction, i.e.,  $v_B$  over  $k$  in low temperature region.<sup>2</sup> The anisotropy of the butterfly velocity will be addressed in the next subsection.

First, we plot  $v_B$  v.s.  $k$  at low temperatures in figure 2. It is seen that  $v_B$  becomes larger when the system transits from insulating phase to metallic phase. In particular,  $v_B$  in insulating phases is always several orders of magnitude smaller than that in metallic phases. Therefore, it can be expected that the critical points can be captured by local extremes of derivatives of  $v_B$  with respect to  $k$ . We confirm this expectation in the left plot of figure 3. It is obvious that the location of the local maxima of  $\partial_k v_B$  is always close to critical points.<sup>3</sup>

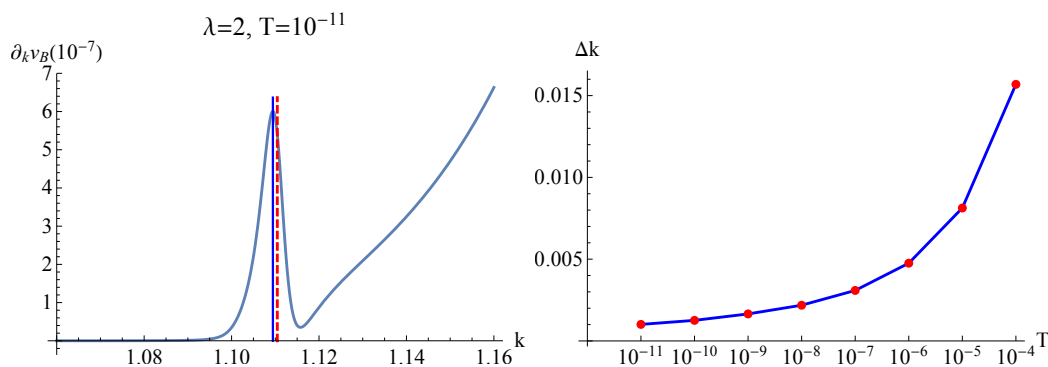
Moreover, we demonstrate the phenomenon that local extremes of  $\partial_k v_B$  captures QPT is robust in zero temperature limit. Specifically, we show  $\Delta k$ , denoting the difference between the locations of the critical point and local maxima of  $\partial_k v_B$ , as the function of the temperature in the right plot of figure 3, and find that  $\Delta k$  continuously decreases with temperature. Therefore we arrive at the conclusion that in Q-lattice model 2.1 the local extreme of  $\partial_k v_B$  can be used to characterize the QPT in zero temperature limit.

<sup>2</sup>Very similar phenomena can be obtained when varying  $\lambda$  with fixed  $k$ .

<sup>3</sup>Singular behaviors happen at the quantum critical points at absolute zero temperature. In this paper, we investigate the quantum critical phenomena by working at ultra low temperature, which is still finite. Our system is regular at any finite temperature, and hence the  $v_B$  is smooth function of system parameter  $\lambda, k$ .



**Figure 2.**  $v_B$  v.s.  $k$  at different low temperatures  $T = 10^{-4}, 10^{-5}, 10^{-9}, 10^{-11}$  respectively. In each plot the dotted line in red represents the location of QCP, separating the insulating phase (left side) and metallic phase (right side).

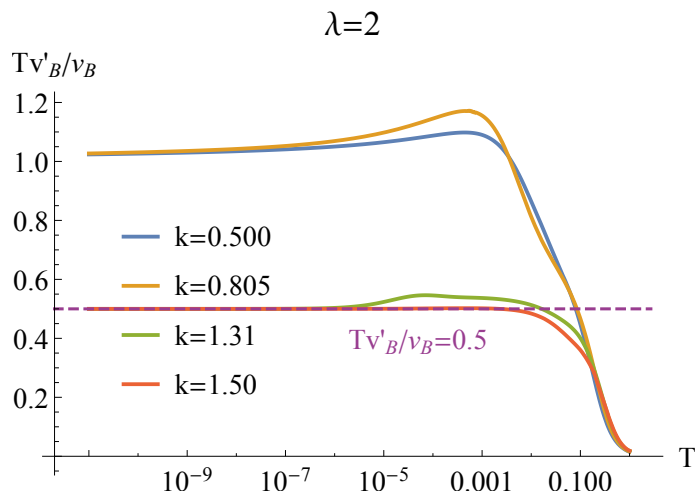


**Figure 3.** The left plot is  $\partial_k v_B$  v.s.  $k$  at  $T = 10^{-11}$ , in which the red vertical line represents the position of the critical point while the blue line denotes the position of the local maximum of  $\partial_k v_B$ . The right plot is for the temperature dependence of  $\Delta k$ .

Inspired by the fact that in zero temperature limit  $v_B$  tends to vanish for both metallic phases and insulating phases, we intend to understand the above phenomena by studying the scaling of  $v_B$  with temperature  $v_B \sim T^\alpha$  in both metallic and insulating phases. Figure 4 demonstrates  $Tv'_B/v_B$  as a function of  $T$ , which captures the exponent  $\alpha$  in different phases. One finds  $\alpha = 1/2$  for metallic phases in low temperature region. This originates from the fact that metallic phases in Q-lattice model 2.1 always correspond to the well-known  $\text{AdS}_2 \times \mathbb{R}^2$  IR geometry, on which  $v_B \sim T^{1/2}$  can be deduced [16]. While for insulating phases,  $Tv'_B/v_B$  tends to converge to a fixed value close to 1 down to ultra low temperature  $T = 10^{-11}$ , which implies that the insulating phases for model 2.1 may correspond to a single IR geometry different from  $\text{AdS}_2 \times \mathbb{R}^2$ .<sup>4</sup> Therefore we conclude that  $v_B$  scaling

<sup>4</sup>However, we would like to point out that the exact IR fixed point of Q-lattice model is unknown so far [23].





**Figure 4.**  $Tv'_B/v_B$  v.s.  $T$  for different phases ( $k = 0.500, 0.805$  corresponds to metallic phases and  $k = 1.31, 1.50$  corresponds to insulating phases). The purple dashed line points to  $Tv'_B/v_B = 0.5$ .

distinctly with temperature in metallic phases and insulating phases, are responsible for the rapid change of  $v_B$  observed in figure 2, as well as the local extremes of  $\partial_k v_B$  near QCPs observed in figure 3.

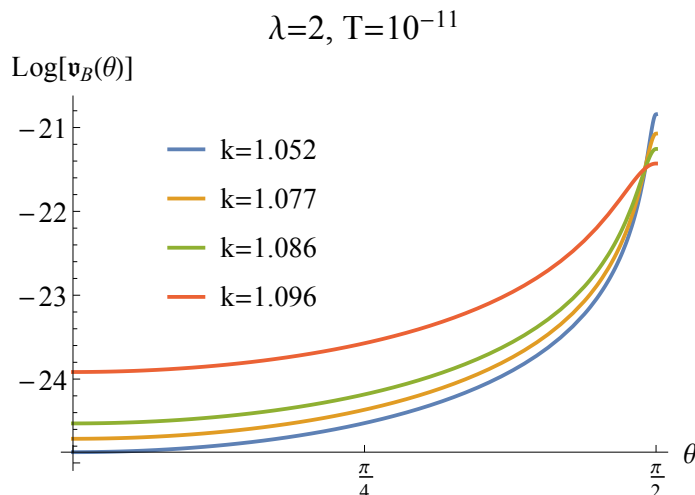
The above understanding is also applicable for some other holographic MIT model. To this end, we demonstrate another holographic model [29], in which MIT is also achieved when varying the system parameters in the region  $-1/3 < \gamma \leq -1/12$ , where  $\gamma$  is the parameter of the action. Like model 2.1, we obtain  $v_B \sim T^{1/2}$  in metallic phases again, due to the  $\text{AdS}_2 \times \mathbb{R}^2$  IR geometry. While for insulating phases we find  $\alpha = \frac{2\gamma^2 + 7\gamma + 21}{2\gamma^2 + 4\gamma + 18}$ , which reduces to  $\frac{85}{76} < \alpha \leq \frac{1471}{1273}$  in terms of the range of  $\gamma$ . Therefore, the QPT of model in [29] can also be characterized by derivatives of  $v_B$  with respect to system parameters.

## 2.4 Anisotropy of the butterfly velocity in quantum critical region

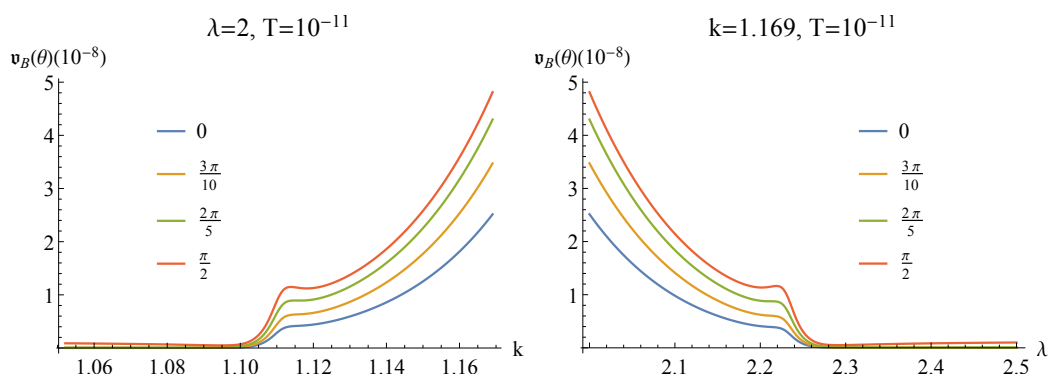
In previous subsection we disclose the connection between QPT and the butterfly velocity along  $x$ -direction for simplicity. Here we study the anisotropy of the butterfly velocity  $\mathbf{v}_B(\theta)$  in quantum critical region. Since the period of  $\mathbf{v}_B(\theta)$  is  $\pi$  and  $\mathbf{v}_B(\pi/2 - \theta) = \mathbf{v}_B(\pi/2 + \theta)$  (see eq. (2.18)), we shall only focus on the angle range  $\theta \in [0, \pi/2]$  in what follows.

First, we demonstrate  $\mathbf{v}_B(\theta)$  v.s.  $\theta$  at  $T = 10^{-11}$ ,  $\lambda = 2$  in figure 5, from which one can see that  $\mathbf{v}_B(\theta)$  monotonically increases. In other word,  $v_B$  along the latticed  $x$ -direction ( $\theta = 0$ ) is always smaller that along  $y$ -direction ( $\theta = \pi/2$ ). Therefore, the lattice *suppresses* the butterfly velocity. This phenomenon originates from the fact that in Q-lattice model  $V_x(1) > V_y(1)$ , which has been verified in our numerics, consequently  $\mathbf{v}_B(\theta) = v_B[\cos^2(\theta) + \sin^2(\theta)V_y(1)/V_x(1)]^{-1/2}$  (see (2.18)) monotonically decreases with  $\theta$ .

Next, we show  $\mathbf{v}_B(\theta)$  v.s.  $k$  at  $\lambda = 2$  and  $\mathbf{v}_B(\theta)$  v.s.  $\lambda$  at  $k = 1.169$  in figure 6. We can see that when  $\theta$  is small,  $\mathbf{v}_B(\theta)$  monotonically increases with  $k$  and  $\mathbf{v}_B(\theta)$  monotonically decreases with  $\lambda$ . However, while  $\theta$  is relatively large the monotonicity changes.



**Figure 5.**  $v_B(\theta)$  v.s.  $\theta$  at  $\lambda = 2, T = 10^{-11}$  with  $k$  specified by the plot legend.

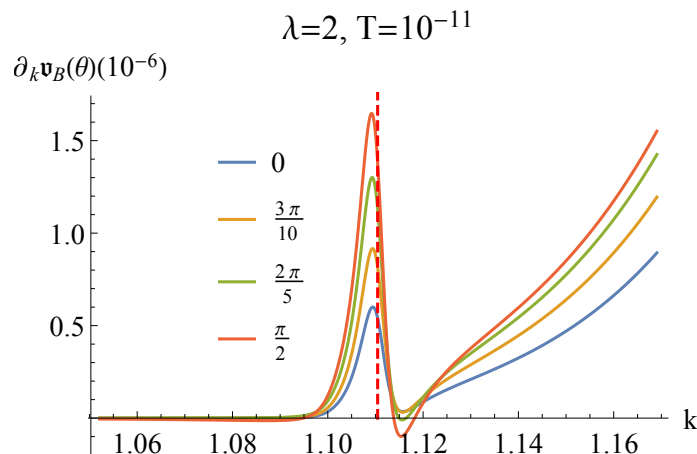


**Figure 6.** Left plot:  $v_B(\theta)$  at  $\lambda = 2, T = 10^{-11}$ . Right Plot:  $v_B(\theta)$  at  $k = 1.169, T = 10^{-11}$ . Four curves in each plot corresponds to different angle  $\theta$  specified by the plot legend.

At last, we point out that the  $v_B(\theta)$  can diagnose the QPT in any direction. As we can see from figure 7 that  $\partial_k v_B(\theta)$  reaches local maximums near the QCP in any direction. This phenomenon reflects the fact that the different IR fixed point leads to distinct behavior of  $v_B(\theta)$ .

### 3 Discussion

In model 2.1 we have demonstrated that the derivatives of  $v_B(\theta)$  with respect to system parameters diagnoses the QCP with local extremes in zero temperature limit. The underlying reason is that IR fixed points of the metallic phases and insulating phases are distinct. A direct connection between derivatives of  $v_B$  with respect to system parameters and another criterion,  $\partial_T \sigma_{DC}$ , may be disclosed by analytical analysis. As an extension we believe that the scenario of  $v_B$  characterizing QPT is applicable to other holographic models with MIT (for instance the isotropic lattice model, the lattice with helical symmetry or massive gravity), and also to those exhibiting other sorts of QPT. Of course in these



**Figure 7.**  $\partial_k v_B(\theta)$  at different angles specified by the plot legends where the red vertical line represents the position of the critical point.

circumstances, other than local extremes of  $\partial_k v_B$  originating from the distinct  $v_B$  scaling with temperature in different phases, the characterizing style of  $v_B$  can be more diverse.

Although our evidences come from holographic theories that always saturate the chaos bound, our proposal may also apply for chaotic quantum system that does not saturate the bound. A direct argument is that IR dependence of  $v_B$  and QPT does not require a holographic theory.

More importantly, our proposal can be tested by experiments in light of recent progress on the measurement of OTOC. Experimentally, the butterfly velocity  $v_B$ , and its relation to QPT, can be studied by measuring the OTOC of a QPT system. Recently, new protocols and methods, that are versatile to simulate diverse many-body systems and achievable with state-of-the-art technology, have been proposed to measure the OTOC [14, 32]. Furthermore, experimental measurements of the OTOC have also been implemented [33, 34]. All these progresses provide test beds for our proposal.

Our work has offered an information-theoretic diagnose of the QPT. The distinct behavior of information propagation in a quantum many-body system may signalize different phases. This phenomenon indicates that the information-theoretic property of a chaotic many-body system can work as a novel tool to study QPT. It can be expected that more insights into QPT will be gained from the quantum information theory.

## Acknowledgments

We are very grateful to Wei-Jia Li, Ya-Wen Sun, Meng-he Wu, Zhuo-yu Xian, Yi-kang Xiao, Xiao-Xiong Zeng and Xiang-rong Zheng for helpful discussion. This work is supported by the Natural Science Foundation of China under Grant Nos. 11275208, 11305018, 11575195 and 11775036, and by the grant (No. 14DZ2260700) from the Opening Project of Shanghai Key Laboratory of High Temperature Superconductors. Y.L. also acknowledges the support from Jiangxi young scientists (JingGang Star) program and 555 talent project of Jiangxi

Province. J.P. Wu is also supported by Natural Science Foundation of Liaoning Province under Grant Nos. 201602013.

**Open Access.** This article is distributed under the terms of the Creative Commons Attribution License ([CC-BY 4.0](https://creativecommons.org/licenses/by/4.0/)), which permits any use, distribution and reproduction in any medium, provided the original author(s) and source are credited.

## References

- [1] D.A. Roberts and B. Swingle, *Lieb-Robinson Bound and the Butterfly Effect in Quantum Field Theories*, *Phys. Rev. Lett.* **117** (2016) 091602 [[arXiv:1603.09298](https://arxiv.org/abs/1603.09298)] [[INSPIRE](#)].
- [2] J.M. Maldacena, *The Large- $N$  limit of superconformal field theories and supergravity*, *Int. J. Theor. Phys.* **38** (1999) 1113 [*Adv. Theor. Math. Phys.* **2** (1998) 231] [[hep-th/9711200](https://arxiv.org/abs/hep-th/9711200)] [[INSPIRE](#)].
- [3] E. Witten, *Anti-de Sitter space and holography*, *Adv. Theor. Math. Phys.* **2** (1998) 253 [[hep-th/9802150](https://arxiv.org/abs/hep-th/9802150)] [[INSPIRE](#)].
- [4] A. Donos and S.A. Hartnoll, *Interaction-driven localization in holography*, *Nature Phys.* **9** (2013) 649 [[arXiv:1212.2998](https://arxiv.org/abs/1212.2998)] [[INSPIRE](#)].
- [5] S.H. Shenker and D. Stanford, *Black holes and the butterfly effect*, *JHEP* **03** (2014) 067 [[arXiv:1306.0622](https://arxiv.org/abs/1306.0622)] [[INSPIRE](#)].
- [6] S.H. Shenker and D. Stanford, *Multiple Shocks*, *JHEP* **12** (2014) 046 [[arXiv:1312.3296](https://arxiv.org/abs/1312.3296)] [[INSPIRE](#)].
- [7] D.A. Roberts, D. Stanford and L. Susskind, *Localized shocks*, *JHEP* **03** (2015) 051 [[arXiv:1409.8180](https://arxiv.org/abs/1409.8180)] [[INSPIRE](#)].
- [8] D.A. Roberts and D. Stanford, *Two-dimensional conformal field theory and the butterfly effect*, *Phys. Rev. Lett.* **115** (2015) 131603 [[arXiv:1412.5123](https://arxiv.org/abs/1412.5123)] [[INSPIRE](#)].
- [9] S.H. Shenker and D. Stanford, *Stringy effects in scrambling*, *JHEP* **05** (2015) 132 [[arXiv:1412.6087](https://arxiv.org/abs/1412.6087)] [[INSPIRE](#)].
- [10] J.M. Maldacena, S.H. Shenker and D. Stanford, *A bound on chaos*, *JHEP* **08** (2016) 106 [[arXiv:1503.01409](https://arxiv.org/abs/1503.01409)] [[INSPIRE](#)].
- [11] J. Polchinski, *Chaos in the black hole S-matrix*, [arXiv:1505.08108](https://arxiv.org/abs/1505.08108) [[INSPIRE](#)].
- [12] P. Hosur, X.-L. Qi, D.A. Roberts and B. Yoshida, *Chaos in quantum channels*, *JHEP* **02** (2016) 004 [[arXiv:1511.04021](https://arxiv.org/abs/1511.04021)] [[INSPIRE](#)].
- [13] J. Polchinski and V. Rosenhaus, *The Spectrum in the Sachdev-Ye-Kitaev Model*, *JHEP* **04** (2016) 001 [[arXiv:1601.06768](https://arxiv.org/abs/1601.06768)] [[INSPIRE](#)].
- [14] B. Swingle, G. Bentsen, M. Schleier-Smith and P. Hayden, *Measuring the scrambling of quantum information*, *Phys. Rev. A* **94** (2016) 040302 [[arXiv:1602.06271](https://arxiv.org/abs/1602.06271)] [[INSPIRE](#)].
- [15] M. Blake, *Universal Charge Diffusion and the Butterfly Effect in Holographic Theories*, *Phys. Rev. Lett.* **117** (2016) 091601 [[arXiv:1603.08510](https://arxiv.org/abs/1603.08510)] [[INSPIRE](#)].
- [16] M. Blake, *Universal Diffusion in Incoherent Black Holes*, *Phys. Rev. D* **94** (2016) 086014 [[arXiv:1604.01754](https://arxiv.org/abs/1604.01754)] [[INSPIRE](#)].

- [17] A. Lucas and J. Steinberg, *Charge diffusion and the butterfly effect in striped holographic matter*, *JHEP* **10** (2016) 143 [[arXiv:1608.03286](#)] [[INSPIRE](#)].
- [18] A. Kitaev, *Hidden correlations in the Hawking radiation and thermal noise*, talk given at the *Fundamental Physics Prize Symposium*, Stanford University, Stanford, U.S.A., 10 November 2014.
- [19] S.A. Hartnoll, *Theory of universal incoherent metallic transport*, *Nature Phys.* **11** (2015) 54 [[arXiv:1405.3651](#)] [[INSPIRE](#)].
- [20] H. Shen, P. Zhang, R. Fan and H. Zhai, *Out-of-Time-Order Correlation at a Quantum Phase Transition*, *Phys. Rev. B* **96** (2017) 054503 [[arXiv:1608.02438](#)] [[INSPIRE](#)].
- [21] R. Fan, P. Zhang, H. Shen and H. Zhai, *Out-of-Time-Order Correlation for Many-Body Localization*, [arXiv:1608.01914](#) [[INSPIRE](#)].
- [22] J.M. Deutsch, *Quantum statistical mechanics in a closed system*, *Phys. Rev. A* **43** (1991) 2046.
- [23] A. Donos and J.P. Gauntlett, *Holographic Q-lattices*, *JHEP* **04** (2014) 040 [[arXiv:1311.3292](#)] [[INSPIRE](#)].
- [24] Y. Ling, P. Liu, C. Niu, J.-P. Wu and Z.-Y. Xian, *Holographic Entanglement Entropy Close to Quantum Phase Transitions*, *JHEP* **04** (2016) 114 [[arXiv:1502.03661](#)] [[INSPIRE](#)].
- [25] Y. Ling, P. Liu and J.-P. Wu, *Characterization of Quantum Phase Transition using Holographic Entanglement Entropy*, *Phys. Rev. D* **93** (2016) 126004 [[arXiv:1604.04857](#)] [[INSPIRE](#)].
- [26] T. Dray and G. 't Hooft, *The Gravitational Shock Wave of a Massless Particle*, *Nucl. Phys. B* **253** (1985) 173 [[INSPIRE](#)].
- [27] Y. Kiem, H.L. Verlinde and E.P. Verlinde, *Black hole horizons and complementarity*, *Phys. Rev. D* **52** (1995) 7053 [[hep-th/9502074](#)] [[INSPIRE](#)].
- [28] R.-G. Cai, X.-X. Zeng and H.-Q. Zhang, *Influence of inhomogeneities on holographic mutual information and butterfly effect*, *JHEP* **07** (2017) 082 [[arXiv:1704.03989](#)] [[INSPIRE](#)].
- [29] A. Donos and J.P. Gauntlett, *Novel metals and insulators from holography*, *JHEP* **06** (2014) 007 [[arXiv:1401.5077](#)] [[INSPIRE](#)].
- [30] M. Baggioli and O. Pujolàs, *Electron-Phonon Interactions, Metal-Insulator Transitions and Holographic Massive Gravity*, *Phys. Rev. Lett.* **114** (2015) 251602 [[arXiv:1411.1003](#)] [[INSPIRE](#)].
- [31] Y. Sekino and L. Susskind, *Fast Scramblers*, *JHEP* **10** (2008) 065 [[arXiv:0808.2096](#)] [[INSPIRE](#)].
- [32] N.Y. Yao et al., *Interferometric Approach to Probing Fast Scrambling*, [arXiv:1607.01801](#) [[INSPIRE](#)].
- [33] M. Gärttner, J.G. Bohnet, A. Safavi-Naini, M.L. Wall, J.J. Bollinger and A.M. Rey, *Measuring out-of-time-order correlations and multiple quantum spectra in a trapped ion quantum magnet*, [arXiv:1608.08938](#) [[INSPIRE](#)].
- [34] J. Li et al., *Measuring out-of-time-order correlators on a nuclear magnetic resonance quantum simulator*, *Phys. Rev. X* **7** (2017) 031011 [[arXiv:1609.01246](#)] [[INSPIRE](#)].