

Viability of exact tri-bimaximal, golden-ratio and bimaximal mixing patterns and renormalization-group running effects

Jue Zhang^{a,b} and Shun Zhou^{b,a}

^aCenter for High Energy Physics, Peking University,
Beijing 100871, China

^bInstitute of High Energy Physics, Chinese Academy of Sciences,
Beijing 100049, China

E-mail: zhangjue@ihep.ac.cn, zhoush@ihep.ac.cn

ABSTRACT: In light of the latest neutrino oscillation data, we examine whether the leptonic flavor mixing matrix can take on an *exact* form of tri-bimaximal (TBM), golden-ratio (GR) or bimaximal (BM) mixing pattern at a superhigh-energy scale, where such a mixing pattern could be realized by a flavor symmetry, and become compatible with experimental data at the low-energy scale. Within the framework of the Minimal Supersymmetric Standard Model (MSSM), the only hope for realizing such a possibility is to count on the corrections from the renormalization-group (RG) running. In this work we focus on these radiative corrections, and fully explore the allowed parameter space for each of these mixing patterns. We find that when the upper bound on the sum of neutrino masses $\Sigma_\nu \equiv m_1 + m_2 + m_3 < 0.23$ eV at the 95% confidence level from Planck 2015 is taken into account, none of these mixing patterns can be identified as the leptonic mixing matrix below the seesaw threshold. If this cosmological upper bound on the sum of neutrino masses were relaxed, the TBM and GR mixing patterns would still be compatible with the latest neutrino oscillation data at the 3σ level, but not at the 1σ level. Even in this case, no such a possibility exists for the BM mixing.

KEYWORDS: Neutrino Physics, Renormalization Group, Supersymmetric Standard Model

ARXIV EPRINT: [1606.09591](https://arxiv.org/abs/1606.09591)

Contents

1	Introduction	1
2	Analytical results	4
3	Numerical analysis	8
3.1	General approach	8
3.2	Parameter space	9
3.2.1	Tri-bimaximal mixing	9
3.2.2	Golden-ratio and bimaximal mixing	16
4	Conclusions	18
A	Conventions and RGEs	20
B	Perturbative diagonalization	21

1 Introduction

In retrospect, it is remarkable that experimentalists were able to identify the existence of two large (i.e., $\theta_{12} \approx 34^\circ$ and $\theta_{23} \approx 45^\circ$) and one small (i.e., $\theta_{13} < 10^\circ$) flavor mixing angles in the lepton sector about one decade ago [1]. Around the same time, several appealing constant mixing matrices were postulated by theorists so as to explain the observed flavor mixing pattern. The most interesting ones include the TBM, GR and BM mixing matrices, which can be collectively parametrized as

$$U = \begin{pmatrix} c_{12} & s_{12} & 0 \\ -\frac{s_{12}}{\sqrt{2}} + \frac{c_{12}}{\sqrt{2}} & \frac{1}{\sqrt{2}} & \frac{1}{\sqrt{2}} \\ +\frac{s_{12}}{\sqrt{2}} - \frac{c_{12}}{\sqrt{2}} & \frac{1}{\sqrt{2}} & \frac{1}{\sqrt{2}} \end{pmatrix}, \quad (1.1)$$

where $s_{12} \equiv \sin \theta_{12}$ and $c_{12} \equiv \cos \theta_{12}$ have been defined. We have $\theta_{23} = 45^\circ$ and $\theta_{13} = 0$ for all three mixing patterns in question, while $\theta_{12} = \arctan(1/\sqrt{2}) \approx 35.3^\circ$ for TBM [2–5], $\theta_{12} = 45^\circ$ for BM [6–8] and $\theta_{12} = \arctan[2/(1 + \sqrt{5})] \approx 31.7^\circ$ for GR [9–11].¹ For quite a long time, these constant mixing patterns had been regarded as good candidates for the leptonic flavor mixing matrix, as they all agreed with the experimental data fairly well. Motivated by the simplicity of these mixing patterns and the excellent agreement with

¹There exists an alternative mixing pattern involving the golden ratio [12, 13], which assumes $\theta_{12} = \cos^{-1}[(\sqrt{5} + 1)/4] = 36.0^\circ$, quite similar to that for the TBM mixing, so we concentrate on $\theta_{12} = \tan^{-1}[2/(\sqrt{5} + 1)] \approx 31.7^\circ$ in this work.

data, a great number of works have been carried out to pursue a deep connection between these mixing matrices and discrete flavor symmetries. See, e.g., refs. [14–17], for recent reviews on this topic.

Recently, a relatively-large value of θ_{13} (i.e., $\theta_{13} \approx 9^\circ$) has been discovered in the Daya Bay, RENO, and Double Chooz reactor neutrino experiments [18–22]. As an immediate consequence of this great discovery, none of these mixing matrices is able to account for the oscillation data at the low-energy scale. Two different approaches have been implemented to solve this problem:

- First, one can take the constant mixing patterns with $\theta_{13} = 0$ as the leading-order approximation, which will be modified by significant corrections from various sources [23–36].
- Second, one can simply abandon these mixing patterns and search for new ones, which may also be derived from flavor symmetries but with a non-vanishing value of θ_{13} [37–41].

In this paper, we follow the first approach and assume that one of the three constant mixing patterns is valid at a superhigh-energy scale, where a suitable flavor symmetry is at work and responsible for that simple mixing matrix. Then, after the RG running effects on the mixing parameters are taken into account, the mixing matrix at the low-energy scale becomes compatible with neutrino oscillation data.

In fact, this idea has been studied in the literature but in different contexts. In ref. [42–44], it has been found that the seesaw threshold effects can actually be quite significant, rendering some of the constant mixing patterns exactly viable above the seesaw scale. However, this analysis depends very much on the seesaw models themselves. With the ignorance of high-energy physics, we consider the RG running effects below the seesaw scale, where the heavy particles introduced to realize seesaw mechanisms and flavor symmetries have been integrated out. To be specific, we choose to work in the framework of MSSM.² In such a set-up, the only way that one can rescue these mixing matrices is to count on the corrections from RG running, and therefore a detailed RG study would manifest their fates below the seesaw threshold. There are also extensive RG studies on the above mixing matrices even in this case. Before the emergence of a large value of θ_{13} , one often made discussions on a general ground by considering both possibilities, small or large radiative corrections to θ_{13} [45–49]. The conditions of obtaining a large value of θ_{13} at low energies have been partially identified. Later, shortly after the first hint of a large value of θ_{13} from the global fit of neutrino oscillation data, a more detailed analysis focusing on the large correction side and the case of TBM was performed in [50]. With the advent of the actual discovery of θ_{13} , one put the above matrices into a further scrutiny, and in [51] it was found that generating $\theta_{13} \approx 9^\circ$ at low energies from a zero value at the high-energy scale is quite challenging.

²The case of the Standard Model (SM) is not considered here, as the RG running effects are known to be negligible. Therefore, none of three mixing patterns can be exact below the seesaw threshold.

Parameter	Best fit	1σ range	2σ range	3σ range
Normal neutrino mass hierarchy (NH)				
$\theta_{12}/^\circ$	33.48	32.73–34.26	31.98–35.04	31.29–35.91
$\theta_{13}/^\circ$	8.50	8.29–8.70	8.08–8.90	7.85–9.10
$\theta_{23}/^\circ$	42.3	40.7–45.3	39.1–48.3	38.2–53.3
$\delta/^\circ$	306	236–345	$0-24 \oplus 166-360$	0–360
$\Delta m_{21}^2/[10^{-5} \text{ eV}^2]$	7.50	7.33–7.69	7.16–7.88	7.02–8.09
$\Delta m_{31}^2/[10^{-3} \text{ eV}^2]$	+2.457	+2.410–+2.504	+2.363–+2.551	+2.317–+2.607
Inverted neutrino mass hierarchy (IH)				
$\theta_{12}/^\circ$	33.48	32.73–34.26	31.98–35.04	31.29–35.91
$\theta_{13}/^\circ$	8.51	8.30–8.71	8.09–8.91	7.87–9.11
$\theta_{23}/^\circ$	49.5	47.3–51.0	45.1–52.5	38.6–53.3
$\delta/^\circ$	254	192–317	$0-20 \oplus 130-360$	0–360
$\Delta m_{21}^2/[10^{-5} \text{ eV}^2]$	7.50	7.33–7.69	7.16–7.88	7.02–8.09
$\Delta m_{32}^2/[10^{-3} \text{ eV}^2]$	−2.449	−2.496–−2.401	−2.543–−2.355	−2.590–−2.307

Table 1. The best-fit values, together with the 1σ , 2σ and 3σ intervals, for three neutrino mixing angles $\{\theta_{12}, \theta_{13}, \theta_{23}\}$, two mass-squared differences $\{\Delta m_{21}^2 \equiv m_2^2 - m_1^2, \Delta m_{31}^2 \equiv m_3^2 - m_1^2$ or $\Delta m_{32}^2 \equiv m_3^2 - m_2^2\}$ and the Dirac CP-violating phase δ from a global analysis of current experimental data [53]. Here we quote the global-fit results of the NuFIT2.0 version (available from www.nu-fit.org), which will be used in our numerical calculations.

Our work is different from previous studies in several aspects. First, the latest results from the global-fit analysis of neutrino oscillation data will be used. Second, we aim at providing a more precise and definite answer to the fates of those mixing patterns, namely, to what extent they still agree with current data. To this end, we vary all the parameters that may have significant impact on the RG running, including two Majorana CP-violating phases and one parameter that characterizes the supersymmetry (SUSY) threshold corrections. The allowed parameter space for each mixing pattern is then obtained. Third, the impact of the cosmological bound on the sum of neutrino masses $\Sigma_\nu < 0.23 \text{ eV}$ from Planck 2015 [52] is examined. If this bound is taken into account, none of those three mixing patterns can be identified as the lepton mixing matrix below the seesaw threshold. However, if the cosmological bound were relaxed, the TBM and GR mixing matrices would be compatible with the latest neutrino oscillation data [53] at the 3σ level (see, e.g., table 1), but not at the 1σ level. No such a possibility exists for the BM mixing matrix.

The remaining part of the paper is organized as follows. In section 2, we provide an analytical study on the required corrections from the RG running to the constant mixing patterns, and identify the necessary conditions on the parameters at the superhigh-energy scale. Such an analytical study is later confirmed by a detailed numerical calculation given in section 3, where we first introduce our numerical set-up, and then present the allowed parameter space for each of these mixing matrices. Finally, we summarize our main results in section 4.

2 Analytical results

Since we are interested in the radiative corrections below the seesaw threshold, the RG running of neutrino parameters is dictated by the evolution of the coefficient κ in the dimension-five Weinberg operator, assuming that neutrinos are Majorana particles. In the MSSM, the Weinberg operator is given by

$$\mathcal{W}_{d=5} = -\frac{1}{2} \kappa (\mathbb{L} \cdot \mathbb{H}_u) (\mathbb{L} \cdot \mathbb{H}_u), \quad (2.1)$$

where \mathbb{L} and \mathbb{H}_u are chiral superfields that contain the left-handed lepton doublets ℓ_L and the Higgs doublet H_u of hypercharge $+1/2$, respectively. After the spontaneous breaking of the electroweak gauge symmetry, neutrinos obtain an effective Majorana mass term via $M_\nu = \kappa v^2 \tan^2 \beta / (1 + \tan^2 \beta)$, where $v \approx 174 \text{ GeV}$ is the electroweak vacuum expectation value (vev), and $\tan \beta$ is the ratio of the vev's of two MSSM Higgs doublets.

At the one-loop level, the RG equation (RGE) of κ reads [54–56]

$$16\pi^2 \frac{d\kappa}{dt} = \alpha(t)\kappa + [(Y_l Y_l^\dagger)\kappa + \kappa(Y_l Y_l^\dagger)^T], \quad (2.2)$$

where $t(\mu) = \ln(\mu/\mu_0)$ with μ_0 being a reference mass scale, Y_l is the charged-lepton Yukawa coupling, and $\alpha(t) \approx -6g_1^2/5 - 6g_2^2 + 6y_t^2$. In the $\alpha(t)$ function, g_1 and g_2 denote respectively the $U(1)_Y$ and $SU(2)_L$ gauge couplings, while y_t is the Yukawa coupling of the top quark. Note that the contributions from two generations of light quarks have been safely neglected.

There are two distinct ways to study the running behavior of neutrino masses and flavor mixing parameters. In the first way, starting with the RGE of κ [43, 45, 57], one can derive a set of RGEs for neutrino masses and flavor mixing parameters. By inspecting the structure of those RGEs, some general running behavior of neutrino masses and lepton mixing angles can be observed [43, 45, 57, 58]. However, a further more quantitative estimation on the size of these radiative corrections becomes formidable, as the RGEs are non-linear in nature and thus difficult to solve analytically. In the second way, one instead focuses on the evolution of κ itself. The RG running effects are viewed as small perturbations to the initial value of κ , and then a further study on those perturbations yields the corrections to neutrino masses and mixing angles [48, 59]. In this connection, such a approach surpasses the previous one, as it can provide useful relations between the high-energy and low-energy values. But for the phase parameters this approach is still quite clumsy. As these two approaches are complementary to each other, we shall adopt both of them in this paper, i.e., discussing the radiative corrections to neutrino masses and mixing angles in the second approach, while employing the first approach to study the running of phase parameters. The RGEs of three CP-violating phases are summarized in appendix A.

In the flavor basis where Y_l is diagonal, the evolution of the neutrino mass matrix M_ν can be found according to eq. (2.2), namely,

$$M_\nu = I_0 \begin{pmatrix} I_e & 0 & 0 \\ 0 & I_\mu & 0 \\ 0 & 0 & I_\tau \end{pmatrix} M_\nu^\Lambda \begin{pmatrix} I_e & 0 & 0 \\ 0 & I_\mu & 0 \\ 0 & 0 & I_\tau \end{pmatrix}, \quad (2.3)$$

where the evolution functions I_0 and I_α (for $\alpha = e, \mu, \tau$) are defined as

$$I_0 = \exp \left[-\frac{1}{16\pi^2} \int_{t(\lambda)}^{t(\Lambda)} \alpha(t) dt \right], \quad (2.4)$$

$$I_\alpha = \exp \left[-\frac{1}{16\pi^2} \int_{t(\lambda)}^{t(\Lambda)} y_\alpha(t)^2 dt \right], \quad (2.5)$$

and M_ν^Λ is the neutrino mass matrix at the high-energy scale Λ . Note that a superscript “ Λ ” will be attached to the quantity at the high-energy scale Λ , so as to distinguish it from its counterpart at the low-energy scale λ .

Since the electron and muon masses are negligibly small compared to the tau-lepton mass (i.e., $y_e \ll y_\mu \ll y_\tau$), only the contributions from y_τ will be kept, which should be an excellent approximation. Furthermore, we expand the evolution function $I_\tau = 1 - \epsilon + \mathcal{O}(\epsilon^2)$ in terms of a small parameter

$$\epsilon = \frac{1}{16\pi^2} \int_{t(\lambda)}^{t(\Lambda)} y_\tau(t)^2 dt \approx \frac{1}{16\pi^2} y_\tau^2 \ln(\Lambda/\lambda). \quad (2.6)$$

In the MSSM, although y_τ can be as large as of order one for large values of $\tan\beta$, the parameter ϵ remains small enough. For instance, taking $\tan\beta = 50$, $\Lambda = 10^{14}$ GeV and $\lambda = 10^3$ GeV, one finds $\epsilon \approx 0.01$. With these approximations, M_ν is obtained by perturbing M_ν^Λ in the following way

$$M_\nu/I_0 = M_\nu^\Lambda - \epsilon \begin{pmatrix} 0 & 0 & (M_\nu^\Lambda)_{13} \\ 0 & 0 & (M_\nu^\Lambda)_{23} \\ (M_\nu^\Lambda)_{31} & (M_\nu^\Lambda)_{32} & 2(M_\nu^\Lambda)_{33} \end{pmatrix} + \mathcal{O}(\epsilon^2). \quad (2.7)$$

To obtain the corrections to neutrino parameters, we first reconstruct M_ν^Λ from the neutrino masses, mixing angles and CP-violating phases at the scale Λ , namely,

$$M_\nu^\Lambda = (U_\nu^\Lambda)^* D_\nu^\Lambda (U_\nu^\Lambda)^\dagger, \quad (2.8)$$

where $D_\nu^\Lambda \equiv \text{Diag}\{m_1^\Lambda, m_2^\Lambda, m_3^\Lambda\}$, and U_ν^Λ is just the Maki-Nakagawa-Sakata-Pontecorvo (MNSP) matrix at the scale Λ , as Y_l is always kept diagonal. Since $\theta_{23}^\Lambda = \pi/4$ and $\theta_{13}^\Lambda = 0$ hold for all the three mixing patterns, we simply parametrize U_ν^Λ as

$$U_\nu^\Lambda = V \left(\theta_{12}^\Lambda, \theta_{13}^\Lambda = 0, \theta_{23}^\Lambda = \frac{\pi}{4}, \delta \right) \cdot \text{Diag} \{ e^{-i\varphi_1^\Lambda/2}, e^{-i\varphi_2^\Lambda/2}, 1 \}, \quad (2.9)$$

using the convention introduced in appendix A. Given M_ν^Λ in eq. (2.8), we can diagonalize neutrino mass matrix in eq. (2.7) and arrive at

$$\theta_{12} \approx \theta_{12}^\Lambda + \frac{\epsilon}{4} \text{Re}[Z_{21}] \sin 2\theta_{12}^\Lambda, \quad (2.10)$$

$$\theta_{13} \approx \frac{\epsilon}{4} |Z_{31} - Z_{32}| \sin 2\theta_{12}^\Lambda, \quad (2.11)$$

$$\theta_{23} \approx \frac{\pi}{4} + \frac{\epsilon}{2} \left(\text{Re}[Z_{32}] \cos^2 \theta_{12}^\Lambda + \text{Re}[Z_{31}] \sin^2 \theta_{12}^\Lambda \right), \quad (2.12)$$

where Z_{ij} is defined as

$$Z_{ij} \equiv \frac{(m_i^\Lambda)^2 + 2m_i^\Lambda m_j^\Lambda e^{i(\varphi_i^\Lambda - \varphi_j^\Lambda)} + (m_j^\Lambda)^2}{(m_i^\Lambda)^2 - (m_j^\Lambda)^2}, \quad (2.13)$$

with $\varphi_3^\Lambda = 0$ understood. Note that the approximate formulas in eqs. (2.10), (2.11) and (2.12) are valid as long as the factors $\epsilon|Z_{ij}|$ are small. As we will show below and in appendix B, this is really the case for the ranges of parameters in our calculations. The real part of Z_{ij} can be further simplified to

$$\text{Re}[Z_{ij}] = \frac{|m_i^\Lambda e^{i\varphi_i^\Lambda} + m_j^\Lambda e^{i\varphi_j^\Lambda}|^2}{(m_i^\Lambda)^2 - (m_j^\Lambda)^2}. \quad (2.14)$$

The above formulas for θ_{12} and θ_{23} coincide with those given in ref. [48].³ The details of obtaining the above corrections can be found in appendix B, where we also discuss the conditions under which these formulas are valid. In addition, one also obtains the corrections to three neutrino masses as

$$m_1^2 \approx (m_1^\Lambda)^2 (1 - 2\epsilon \sin^2 \theta_{12}^\Lambda) I_0^2, \quad (2.15)$$

$$m_2^2 \approx (m_2^\Lambda)^2 (1 - 2\epsilon \cos^2 \theta_{12}^\Lambda) I_0^2, \quad (2.16)$$

$$m_3^2 \approx (m_3^\Lambda)^2 (1 - 2\epsilon) I_0^2, \quad (2.17)$$

and two neutrino mass-squared differences

$$\Delta m_{21}^2 \approx I_0^2 \{ (\Delta m_{21}^2)^\Lambda + 2\epsilon [\sin^2 \theta_{12}^\Lambda (m_1^\Lambda)^2 - \cos^2 \theta_{12}^\Lambda (m_2^\Lambda)^2] \}, \quad (2.18)$$

$$\Delta m_{32}^2 \approx I_0^2 \{ (\Delta m_{32}^2)^\Lambda + 2\epsilon [\cos^2 \theta_{12}^\Lambda (m_2^\Lambda)^2 - (m_3^\Lambda)^2] \}. \quad (2.19)$$

Given the relations between the boundary values of neutrino parameters, we are ready to discuss the requirements for the high-energy parameters so that their low-energy counterparts are within the regions allowed by current experiments. In our discussions, we assume $I_0 \approx 1$ and $\epsilon \lesssim 0.01$, which are proved to hold perfectly via exact numerical calculations. Some comments are in order:

- Since the running of three neutrino masses is mild, m_i^Λ 's are then subject to the same constraints derived from low-energy experiments. Currently, the most stringent bound on neutrino masses comes from cosmology, i.e., $\Sigma_\nu < 0.23$ eV from the Planck 2015 data [52], implying that each individual neutrino mass has to satisfy $m_i \lesssim 0.07$ eV. Considering that such a bound is only at 2σ level and depends on the data sets used in the statistical analysis, we conservatively choose a looser bound on m_i in this paper, namely, $m_i \lesssim 0.2$ eV.
- Even for $m_i^\Lambda \sim 0.2$ eV, one can verify that the correction term to $|\Delta m_{3i}^2|^\Lambda$ in eq. (2.19) is on the order of 10^{-4} eV². Therefore, to be consistent with the observed value of $|\Delta m_{3i}^2|$ in neutrino oscillation experiments, the mass-squared difference $|\Delta m_{3i}^2|^\Lambda$ needs to be around 10^{-3} eV².

³However, we disagree with [48] on the formula for θ_{13} .

- Achieving $\theta_{13} \sim 0.16$ at low energies requires a nearly-degenerate mass spectrum of neutrinos. To see this point, we first notice from eq. (2.11) that $|Z_{31}|$ and Z_{32} have to be of order $\mathcal{O}(10)$, as $\epsilon \approx 0.01$. Then, due to $|\Delta m_{3i}^2|^\Lambda \sim 10^{-3} \text{ eV}^2$, the absolute masses m_i^Λ should be all around $\sim 0.1 \text{ eV}$, resulting in the quasi-degenerate mass spectrum. Because of such a requirement for mass degeneracy, $(\Delta m_{21}^2)^\Lambda$ needs to be around 10^{-4} eV^2 in the cases of TBM and GR, so as to offset the correction term in eq. (2.18), which is of order 10^{-4} eV^2 for $m_i^\Lambda \sim 0.1 \text{ eV}$. In the case of BM, however, $(\Delta m_{21}^2)^\Lambda$ is around 10^{-5} eV^2 , since the correction terms are now negligible due to a cancellation between $\sin^2 \theta_{12}^\Lambda$ and $\cos^2 \theta_{12}^\Lambda$ for $\theta_{12}^\Lambda = 45^\circ$.
- In the TBM and GR cases, θ_{12}^Λ is already close to the best-fit value of θ_{12} , so only a small correction is allowed, indicating that the phase difference between φ_1^Λ and φ_2^Λ should be around π , ensuring that $\text{Re}[Z_{21}]$ is vanishingly small. In the BM case, we do need a large but negative correction to θ_{12}^Λ . However, because of $\text{Re}[Z_{21}] > 0$, the leading-order contribution is always positive, pushing θ_{12} further away from its desired best-fit value at low energies. Therefore, before resorting to high-order corrections, one needs to suppress the leading-order contribution in the first place. In summary, we have $\varphi_2^\Lambda \approx \varphi_1^\Lambda + \pi$ for all three mixing patterns.

The above conditions are necessary for three constant mixing patterns to satisfy the experimental data at low energies. However, even with those conditions fulfilled, those patterns may still be in tension with low-energy data due to the following reasons:

- As mentioned above, the leading order correction to θ_{12} is always positive, indicating that θ_{12} tends to increase when running towards low energy.⁴ Such an increase would be welcomed by GR, while a severe tension with the low-energy data would be generated for TBM and BM.
- From eq. (2.12), one notices that the sign of the correction to θ_{23} depends on the neutrino mass hierarchy. More explicitly, the first or second octant of θ_{23} corresponds to the IH or NH case. Such a correlation, however, is exactly opposite to what we have observed in the latest global-fit results [53].
- There also exists a correlation between θ_{13} and the correction to θ_{23} , namely, $\delta\theta_{23} \equiv \theta_{23}^\Lambda - \theta_{23}$. Taking the NH as an example, we have $\varphi_2^\Lambda = \varphi_1^\Lambda + \pi$ and find that Z_{31} and Z_{32} are approximately given by

$$Z_{31} \approx 2(1 + e^{-i\varphi_1^\Lambda}) \frac{|m_1^\Lambda|^2}{(\Delta m_{31}^2)^\Lambda}, \quad Z_{32} \approx 2(1 - e^{-i\varphi_1^\Lambda}) \frac{|m_1^\Lambda|^2}{(\Delta m_{31}^2)^\Lambda}, \quad (2.20)$$

in the limit of a nearly-degenerate mass spectrum. The ratio of $\delta\theta_{23}$ to θ_{13} is then given by

$$\frac{\delta\theta_{23}}{\theta_{13}} \approx \frac{1 - \cos 2\theta_{12}^\Lambda \cos \varphi_1^\Lambda}{\sin 2\theta_{12}^\Lambda} \geq \tan \theta_{12}^\Lambda. \quad (2.21)$$

⁴If one goes beyond the leading-order perturbation, θ_{12} becomes decreasing when running towards low energies. Such an observation is verified by our numerical calculations, and has also been mentioned in ref. [45].

The above inequality indicates that the correction to θ_{23} has to be on the order of $(\tan \theta_{12}^\Lambda)\theta_{13}$, which is around 6° (or 9°) in the case of TBM and GR (or BM) with $\theta_{13} \sim 9^\circ$. Such a large correction would drive θ_{23} to be outside the allowed 1σ range at low energies, according to ref. [53].

All the above features have been observed previously in the literature [45–51], except for the last one about the bound on $\delta\theta_{23}$. In the next section, we will confirm those analytical findings through a detailed numerical study.

3 Numerical analysis

3.1 General approach

In the MSSM, we adopt the one-loop RGEs of neutrino parameters. Although in the analytical study, we have neglected the contributions from two generations of lighter quarks and leptons, they are now included in the numerical analysis. The actual running is performed in two steps. First, we run the various gauge and Yukawa couplings from low energies to high energies in order to determine their high-energy boundary values. Then, we start with κ , which can be reconstructed from the constant mixing patterns and neutrino masses, and run the neutrino parameters to the low-energy scale.

In the above first step, we fix the low-energy scale to be $\lambda = 10^3$ GeV, and the matching of the Yukawa couplings in the SM with those in the MSSM is performed at the same scale. The values of the running SM quantities are taken from [60–63]. Moreover, since large values of $\tan \beta$ are favored in the following running, it is then necessary to include the so-called SUSY threshold corrections [64–69] as well, which would result in modifications to the down-type quark and charged-lepton Yukawa couplings at the matching scale. Following [60–63], in the basis where both Y_u and Y_l are diagonal, we have the matching conditions

$$Y_u^{\text{MSSM}} \simeq Y_u^{\text{SM}} \frac{1}{\sin \bar{\beta}}, \tag{3.1}$$

$$Y_d^{\text{MSSM}} \simeq \text{Diag} \left\{ \frac{1}{1 + \bar{\eta}_q}, \frac{1}{1 + \bar{\eta}_q}, \frac{1}{1 + \bar{\eta}_b} \right\} Y_d^{\text{SM}} \frac{1}{\cos \bar{\beta}}, \tag{3.2}$$

$$Y_l^{\text{MSSM}} \simeq \text{Diag} \left\{ \frac{1}{1 + \bar{\eta}_l}, \frac{1}{1 + \bar{\eta}_l}, 1 \right\} Y_l^{\text{SM}} \frac{1}{\cos \bar{\beta}}, \tag{3.3}$$

where $\bar{\eta}_q$ and $\bar{\eta}_l$ are the parameters that describe the SUSY threshold corrections, and we have absorbed the corrections to y_τ by a redefinition of $\beta \rightarrow \bar{\beta}$, namely, $\cos \bar{\beta} = (1 + \eta'_l) \cos \beta$, where η'_l also denotes the SUSY threshold correction and its exact definition can be found in [60–63]. Hence, by considering the SUSY threshold corrections, three additional parameters $\bar{\eta}$'s, together with a redefined $\tan \bar{\beta}$, are introduced. However, since $\bar{\eta}_q$ and $\bar{\eta}_l$ only correct the Yukawa couplings of the first two generations of down-type quarks and charged leptons, whose contributions to the RG running of neutrino parameters are already quite small, we set $\bar{\eta}_{q,l} = 0$. Only $\bar{\eta}_b$ and $\tan \bar{\beta}$ are relevant.

Next, we run all the obtained MSSM quantities to the high-energy scale Λ , which can vary in a wide range. At the scale Λ , we further verify the resultant Yukawa couplings

Free parameters	Range
$\bar{\eta}_b$	$[-0.6, 0.6]$
$\tan \bar{\beta}$	$[10, 50]$
Λ/GeV	$[10^6, 10^{14}]$
$\varphi_{1,2}^\Lambda/\text{deg}$	$[-180, 180]$
$m_{\text{lightest}}^\Lambda/\text{eV}$	$[0.001, 0.2]$
$(\Delta m_{21}^2)^\Lambda/10^{-5} \text{ eV}^2$	$[0.1, 100]$
$ \Delta m_{32}^2 ^\Lambda/10^{-3} \text{ eV}^2$	$[0.1, 10]$

Table 2. The ranges of free parameters chosen in the numerical calculations.

to see if they are still in the perturbative region, i.e., $\mathcal{O}(Y_f) < 4\pi$. Having found the high-energy boundary values for the gauge and Yukawa couplings, we finally perform the running towards the low-energy scale λ with a boundary value of κ . When reconstructing κ , we consider various different values of two Majorana CP-violating phases and neutrino masses, in addition to the mixing angles implied by three constant mixing patterns. A list of free parameters and their chosen ranges in our numerical study can be found in table 2, where the values of $\bar{\eta}_b$ and $\tan \bar{\beta}$ are consistent with those from ref. [60–63]. Two cases of neutrino mass hierarchy are also distinguished, in the assumption that the hierarchy patterns at the low- and high-energy scales are matched, i.e., they are both in NH, or both in IH.⁵

The neutrino parameters at the low-energy scale λ are then confronted to the latest global-fit results from ref. [53]. In our computations, in order to improve the sampling efficiency, we have employed the program MULTINEST [70–72] for the parameter scan. The computational details and the allowed parameter space for each mixing scenario will be presented in the next subsection.

3.2 Parameter space

3.2.1 Tri-bimaximal mixing

Let us begin with the case of NH, for which the best-fit points are given in table 3. The χ^2 function in the fitting procedure is constructed as follows

$$\chi^2 = \sum_{i=1}^n \left(\frac{y_i^{\text{th}}(x) - y_i^{\text{ex}}}{\sigma_i^{\text{ex}}} \right)^2, \tag{3.4}$$

where y_i^{th} is the theoretical prediction obtained by sampling from the parameter space $x = (x_1, \dots, x_m)$, and y_i^{ex} is the measured value with an uncertainty σ_i^{ex} . In our numerical study, we take $\sin^2 \theta_{ij}$ and two mass-squared differences $(\Delta m_{21}^2, \Delta m_{31}^2)$ as the five observables y_i 's. Their experimental values y_i^{ex} 's are taken to be the best-fit ones from [53], and the

⁵The case with mismatched neutrino mass hierarchies at low and high energies is seldom discussed in the literature (except for a vague mention in [45]). However, a preliminary study shows that it can revive some mixing scenarios that would be eliminated in the assumption of identical mass hierarchy.

Parameter	TBM, NH		TBM, IH	
	best-fit	pull	best-fit	pull
$\bar{\eta}_b$	-0.53	–	0.54	–
$\tan \bar{\beta}$	41.8	–	30.1	–
Λ/GeV	1.94×10^6	–	2.01×10^{12}	–
$\varphi_1^\Lambda/\text{deg}$	-56.3	–	0.8	–
$\varphi_2^\Lambda/\text{deg}$	134.5	–	181.3	–
$m_{\text{lightest}}^\Lambda/\text{eV}$	0.198	–	0.188	–
$(\Delta m_{21}^2)^\Lambda/10^{-5} \text{eV}^2$	32.9	–	43.9	–
$ \Delta m_{32}^2 ^\Lambda/10^{-3} \text{eV}^2$	2.96	–	2.33	–
$\sin^2 \theta_{12}$	0.333	2.32	0.341	2.93
$\sin^2 \theta_{13}$	0.0214	-0.37	0.0213	-0.54
$\sin^2 \theta_{23}$	0.613	4.02	0.396	-5.9
$\Delta m_{21}^2/10^{-5} \text{eV}^2$	7.50	-0.008	7.50	-0.003
$ \Delta m_{3i}^2 /10^{-3} \text{eV}^2$	2.458	0.017	2.450	0.024
$m_{\text{lightest}}/\text{eV}$	0.183	–	0.185	–
δ/deg	137.6	–	0.45	–
φ_1/deg	-43.0	–	-0.03	–
φ_2/deg	140.3	–	180.9	–
m_{ee}/eV	0.063	–	0.062	–
m_β/eV	0.18	–	0.19	–
χ_{min}^2	21.7		43.7	

Table 3. The best-fit points of low-energy observables for the TBM mixing pattern in both cases of NH and IH, where the input parameters at the high-energy scale are also given.

uncertainties σ_i^{ex} 's are obtained by symmetrizing the 1σ errors. In table 3, we also list the pull for each observable y_i , with its definition given by

$$\text{pull}(y_i) = \frac{y_i^{\text{th}}(x) - y_i^{\text{ex}}}{\sigma_i^{\text{ex}}}, \quad (3.5)$$

where the theoretical prediction is referred to that at the best-fit point. We then see that only a fair χ^2 fit is reached for TBM in the NH case, and θ_{12} and θ_{23} indeed have large pulls, confirming our previous analytical findings. As shown in table 3, it is not difficult to achieve the observed value of θ_{13} .

We next present the allowed parameter space for the free parameters in figure 1, where for each yellow point their predictions on three mixing angles and two mass-squared differences are within the 3σ ranges from ref. [53]. As one can see, large values of $\tan \bar{\beta}$ and m_1^Λ are favored, and such a feature is expected from the consideration of large corrections to θ_{13} . The allowed ranges for Λ and $\bar{\eta}_b$, however, are vast. The reason may be that Λ and $\bar{\eta}_b$ are helping each other when trying to obtain a relatively large value of ϵ . In fact, $\bar{\eta}_b$ also helps $\tan \bar{\beta}$ to reach a lower value.

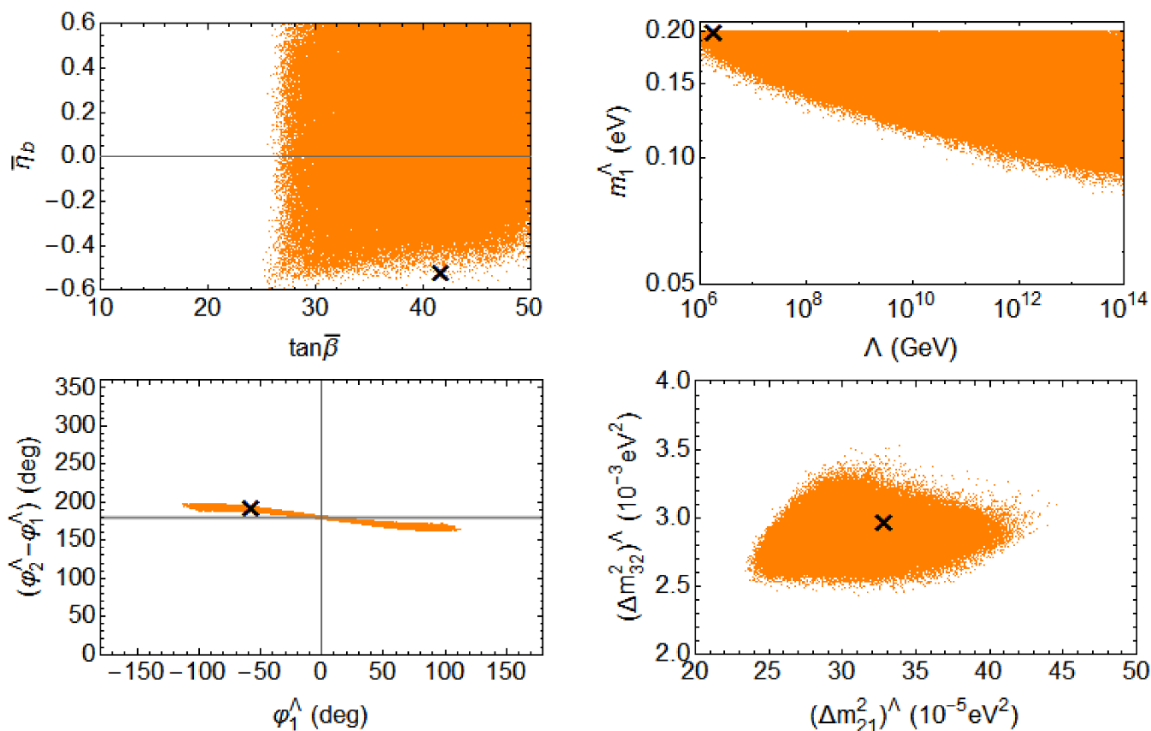


Figure 1. Allowed parameter space for the free parameters given in table 2 for TBM in the case of NH, where the black crosses stand for the best-fit points.

Regarding the Majorana CP-violating phases at high energies, we indeed see from figure 1 that the region with a near π difference between them is highly favored. Moreover, it also shows that φ_1^Λ tends to be in the first and fourth quadrants. This can be understood by the correlation between θ_{13} and $\delta\theta_{23}$. According to eq. (2.21), $\delta\theta_{23}$ is bounded from below, and this lower bound, which gives a better fit to the low-energy data, is reached when $\cos \varphi_1^\Lambda = 1$. Finally, the allowed parameter space of two neutrino mass-squared differences also agrees with our previous analytical study, namely, $(\Delta m_{21}^2)^\Lambda$ in the 10^{-4} eV^2 range while $(\Delta m_{32}^2)^\Lambda$ in the 10^{-3} eV^2 range.

The predictions for the low-energy neutrino parameters are shown in figure 2, together with experimental constraints, and some comments on them will be instructive.

- The correlation between θ_{13} and $\delta\theta_{23}$ is indeed confirmed, as can be seen in the sub-figure of θ_{13} versus θ_{23} . The black solid line corresponds to the lower bound derived in eq. (2.21), and the allowed values for θ_{23} are indeed above that line. For this reason, one can also observe that TBM in the NH case is excluded at 1σ level. However, there remains a portion of parameter space at the 3σ level.
- In the sub-figure of θ_{12} versus δ , we confirm the previous observation that θ_{12} tends to become larger at low energies. Such an increase also renders the TBM pattern disfavored at the 1σ level. In addition, the predicted value of δ turns out to be in the second and third quadrants. To understand this feature, we recall that at the scale Λ , because of $\theta_{13} = 0$, the Dirac CP-violating phase δ is ill-defined. However, when the

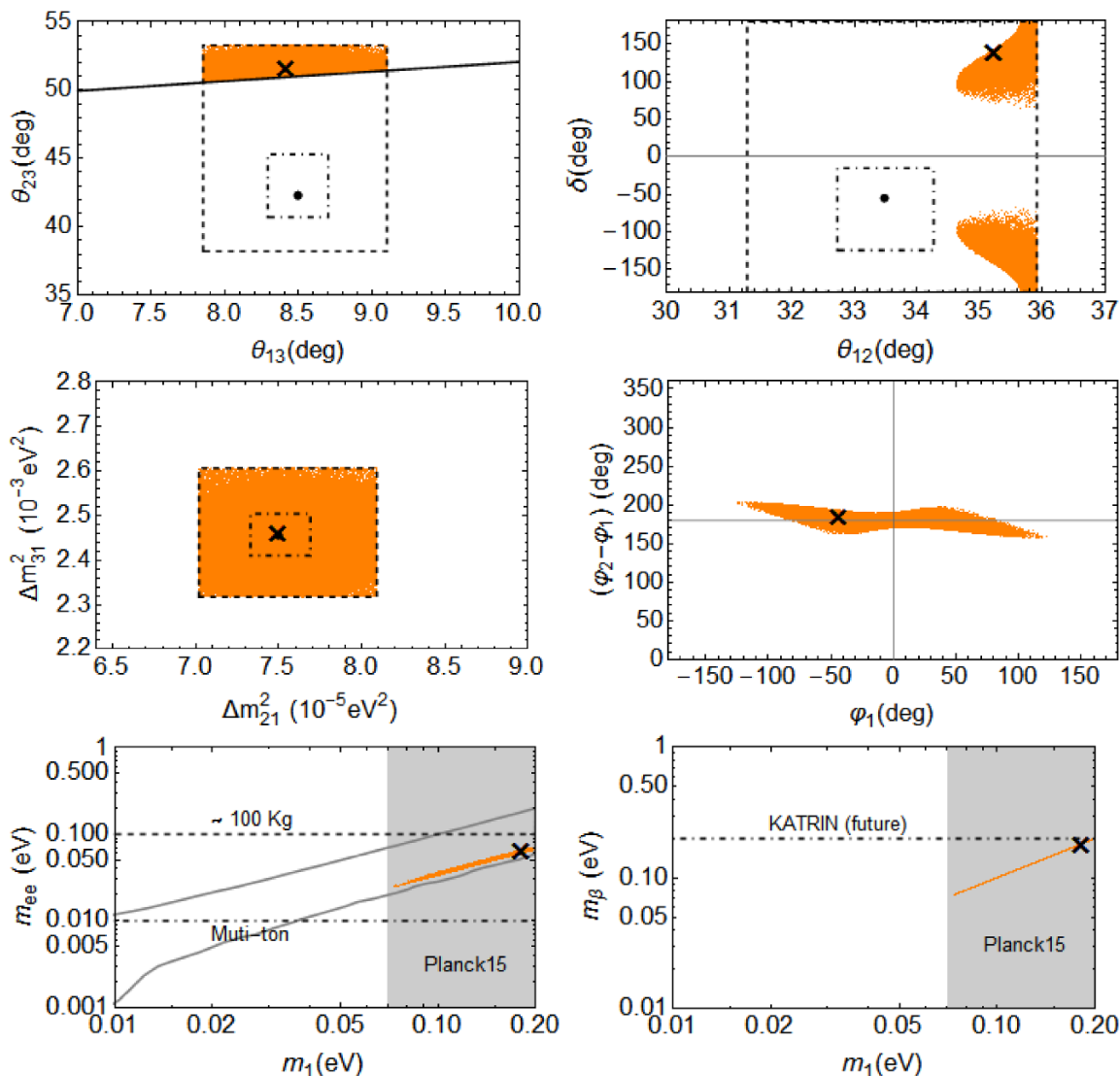


Figure 2. Predictions for the low-energy neutrino parameters in the case of TBM for NH. The dashed contours in the plots of mixing angles and mass-squared differences refer to the 1σ and 3σ ranges taken from ref. [53], while the best-fit values from ref. [53] are indicated by the black solid dots. The black solid line in the first plot denotes the lower bound in eq. (2.21). For the two plots in the last row, the shaded areas indicate the exclusion regions by the Planck 2015 data. The grey curves in the plot of (m_{ee}, m_1) stand for the allowed region for m_{ee} , when three mixing angles vary within their 3σ ranges and the two Majorana phases are free.

downward running takes place, θ_{13} becomes non-zero, and δ restores its definition. The limiting value of δ at Λ can then be determined by requiring its derivative $d\delta/dt$ to be finite [45, 49, 73]. From the RGE of δ listed in appendix A, such a requirement yields

$$\tan \delta^\Lambda = \frac{m_1^\Lambda \sin \varphi_1^\Lambda - (1 + \zeta)m_2^\Lambda \sin \varphi_2^\Lambda}{m_1^\Lambda \cos \varphi_1^\Lambda - (1 + \zeta)m_2^\Lambda \cos \varphi_2^\Lambda - \zeta m_3^\Lambda}, \quad (3.6)$$

where $\zeta \equiv \Delta m_{21}^2 / \Delta m_{32}^2$. In the approximation of $\zeta \approx 0$ and $\varphi_2^\Lambda \approx \varphi_1^\Lambda + \pi$, we find that δ^Λ is close to φ_2^Λ or $\varphi_2^\Lambda + \pi$. Because δ and the sign of $\sin \theta_{13}$ are closely related in the MNSP matrix, such a two-fold ambiguity on δ would be further removed if imposing the fact that we always keep θ_{13} to be in the first quadrant during the RG running. This can be seen by inspecting the RGE of θ_{13} . According to [60–63], we have

$$\frac{d\theta_{13}}{dt} \propto \frac{m_1 \cos(\varphi_1 - \delta) - (1 + \zeta)m_2 \cos(\varphi_2 - \delta) - \zeta m_3 \cos \delta}{\Delta m_{32}^2}, \quad (3.7)$$

at the leading order. Given $\zeta \ll 1$, $\varphi_2^\Lambda \approx \varphi_1^\Lambda + \pi$ and $\Delta m_{31}^2 > 0$ for NH, we find that $d\theta_{13}/dt$ can only be negative when $\delta^\Lambda \approx \varphi_2^\Lambda$. Such a negative value of $d\theta_{13}/dt$ would then lead θ_{13} to enter the desired first quadrant from a zero boundary value. Hence, we need to have $\delta^\Lambda \approx \varphi_2^\Lambda$ at the scale Λ .

During the running from Λ to the low-energy scale, because of $\varphi_2^\Lambda - \varphi_1^\Lambda \approx \pi$, all the three phases δ , φ_1 , and φ_2 do not change much, according to their RGEs given in appendix A. Therefore, the equality of δ and φ_2 also holds approximately at low energies, as one can see from the best-fit points given in table 3.

- From the left plot in the middle row of figure 2, we can observe that two neutrino mass-squared differences Δm_{21}^2 and Δm_{31}^2 can be easily reproduced. Comparing the phases $\{\varphi_1, \varphi_2\}$ in the right plot in the middle row of figure 2 with those in figure 1, one can see that the shape of allowed regions remains nearly unchanged, but becomes slightly broader. The reason is the mild running effect under the condition $\varphi_2 \approx \varphi_1 + \pi$, as we explain above.
- As one can observe from figure 1, only a large value $m_1^\Lambda \gtrsim 0.1 \text{ eV}$ is allowed for a wide range of the high-energy scale Λ . Since m_1 does not run significantly, it still sits in the quasi-degenerate region at low energies. Now we explore the implications for the neutrinoless double-beta decay and the tritium beta-decay experiments. The effective neutrino mass for neutrinoless double-beta decays is

$$m_{ee} \equiv \left| |U_{e1}|^2 e^{-i\varphi_1} m_1 + |U_{e2}|^2 e^{-i\varphi_2} m_2 + |U_{e3}|^2 e^{-2i\delta} m_3 \right|, \quad (3.8)$$

where φ_1 and φ_2 are two Majorana CP-violating phases. In the standard parametrization, we have $|U_{e1}|^2 = \cos^2 \theta_{13} \cos^2 \theta_{12}$, $|U_{e2}|^2 = \cos^2 \theta_{13} \sin^2 \theta_{12}$ and $|U_{e3}|^2 = \sin^2 \theta_{13}$. Given $\varphi_2 - \varphi_1 \approx \pi$ and $\sin^2 \theta_{13} \ll 1$, one can obtain $m_{ee} \approx m_1 \cos 2\theta_{12}$ in the limit of nearly-degenerate neutrino masses. As shown in figure 2, such a large effective neutrino mass is almost reached by current 100 kilogram-scale experiments, will be definitely accessible by the future multi-ton scale experiments [74, 75]. On the other hand, the effective neutrino mass relevant for beta decays is defined as

$$m_\beta \equiv \sqrt{|U_{e1}|^2 m_1^2 + |U_{e2}|^2 m_2^2 + |U_{e3}|^2 m_3^2}, \quad (3.9)$$

which approximates to $m_\beta \approx m_1$ in the nearly-degenerate mass limit. Therefore, as shown in figure 2, m_β is approximately given by m_1 , which is beyond the reach of the KATRIN experiment [76, 77].

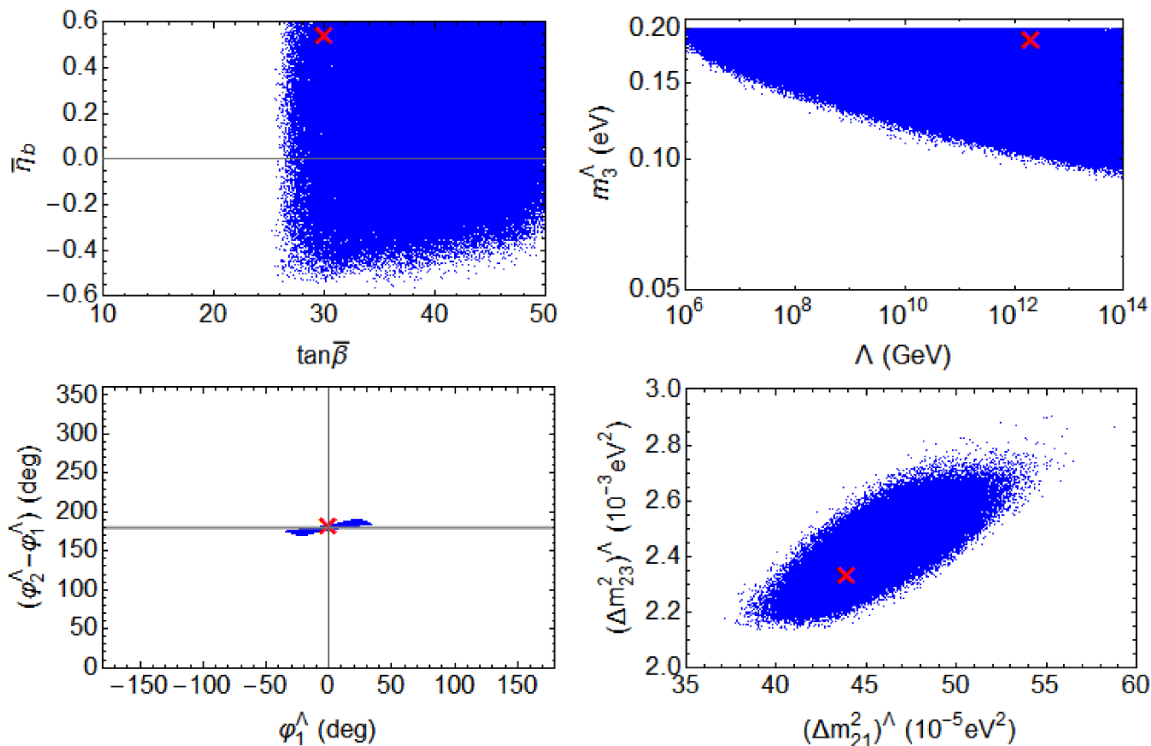


Figure 3. Allowed parameter space for the free parameters given in table 2 for the case of TBM in IH, where the red crosses stand for the best-fit points.

Moreover, from the last row of figure 2, it is evident that the allowed range of m_1 has already been excluded by the latest cosmological upper bound on the sum of neutrino masses $\Sigma_\nu < 0.23$ eV from Planck 2015 data [52]. Therefore, if this cosmological bound is taken into account, the exact TBM at a high-energy scale is not allowed in the NH case.

Next, we proceed with the IH case. The best-fit points in this case have also been given in table 3, while the allowed parameter space for free parameters and the predictions for the low-energy observables are summarized in figure 3 and figure 4, respectively. Although the results in the IH case are quite similar to those in the NH case, we can observe the following two different features. First, the χ^2 fit to neutrino oscillation data in IH becomes worse, and this can be traced to the larger pull of θ_{23} , which originates from the fact that the best-fit value of θ_{23} in ref. [53] is farther away from $\pi/4$ in IH than that in NH. Second, from figure 4, we notice that the prediction of δ at low energies favors the first and fourth quadrants, instead of the second and third quadrants as in the previous NH case. The difference between the predictions of δ in two cases is approximately π , which can be understood by revisiting previous discussions on δ . In the IH case, one has to apply $\Delta m_{31}^2 < 0$ to the RGE of δ . As a consequence, δ tends to be close to φ_1 , instead of φ_2 . Furthermore, one can notice that the octant of θ_{23} and the value of δ are correlated with the neutrino mass hierarchy, as previously observed in the context of μ - τ symmetry [78–81] and leptonic mixing sum rule [82].

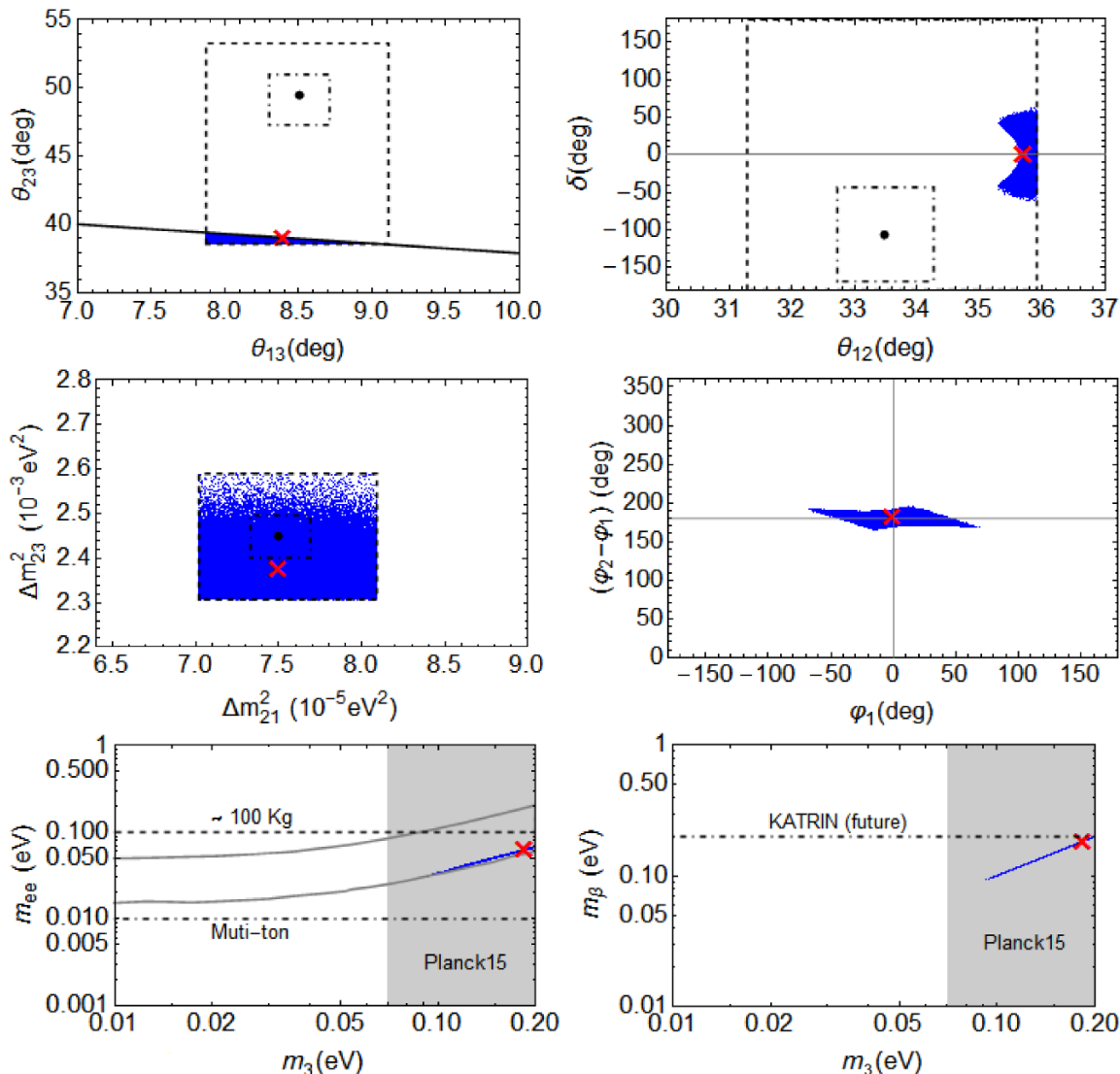


Figure 4. Predictions for the low energy neutrino parameters in the case of TBM for IH. Detailed descriptions of each plot follow those in the caption of figure 2.

Finally, we briefly summarize the consequences of requiring both an exact TBM mixing pattern at high energies and the correct phenomenology at low energies. First, the large radiative correction needed for θ_{13} forces neutrino masses to lie in the quasi-degenerate region, which in fact causes the TBM case to be in danger with the Planck data. Second, within the quasi-degenerate mass region, two Majorana phases have to be different by about 180° so as to protect θ_{12} from too large corrections. Given the above two facts, the Dirac CP-violating phase δ is found to be aligned with one Majorana phase, and there exists a correlation between θ_{13} and θ_{23} at low energies. It is such a correlation, together with a sizable value of θ_{12} , that renders the TBM mixing pattern to be incompatible with the latest global-fit result at the 1σ level. Allowed parameter space of mixing parameters at the 3σ level are available if the cosmological bound on neutrino masses is relaxed.

Parameter	GR, NH		GR, IH	
	best-fit	pull	best-fit	pull
$\bar{\eta}_b$	-0.32	–	0.39	–
$\tan \bar{\beta}$	32.5	–	40.6	–
Λ/GeV	3.59×10^{11}	–	1.25×10^8	–
$\varphi_1^\Lambda/\text{deg}$	8.9	–	-6.63	–
$\varphi_2^\Lambda/\text{deg}$	-176.8	–	177.1	–
$m_{\text{lightest}}^\Lambda/\text{eV}$	0.18	–	0.19	–
$(\Delta m_{21}^2)^\Lambda/10^{-5} \text{ eV}^2$	39.4	–	57.7	–
$ \Delta m_{32}^2 ^\Lambda/10^{-3} \text{ eV}^2$	2.93	–	2.52	–
$\sin^2 \theta_{12}$	0.305	0.116	0.305	0.065
$\sin^2 \theta_{13}$	0.0216	-0.23	0.0214	-0.43
$\sin^2 \theta_{23}$	0.591	3.48	0.409	-5.49
$\Delta m_{21}^2/10^{-5} \text{ eV}^2$	7.46	0.21	7.49	-0.017
$ \Delta m_{3i}^2 /10^{-3} \text{ eV}^2$	2.46	0.08	2.377	-1.52
$m_{\text{lightest}}/\text{eV}$	0.17	–	0.18	–
δ/deg	-150.4	–	-29.3	–
φ_1/deg	41.8	–	-41.7	–
φ_2/deg	-163.1	–	162.6	–
m_{ee}/eV	0.076	–	0.081	–
m_β/eV	0.17	–	0.18	–
χ_{min}^2	12.2		30.3	

Table 4. The best-fit points of low-energy observables for the GR mixing pattern in both cases of NH and IH, where the input parameters at the high-energy scale are also given.

3.2.2 Golden-ratio and bimaximal mixing

For GR, as expected, the main results are quite similar to those for TBM, since the predicted value of θ_{12}^Λ in both cases are not far from current best-fit value of θ_{12} at low energies. Therefore, our previous discussions on TBM can be readily applied to GR, and we only focus on the differences between these two cases. Although we have carried out a full numerical analysis of GR, only the χ^2 fits to neutrino oscillation data in both NH and IH are presented in table 4, where one can see slightly better agreement with experimental data.

The differences between these GR and TBM cases arise from the fact that the predicted θ_{12}^Λ in GR is below the current best-fit value of θ_{12} at low energies, while the opposite for TBM. Such a difference of θ_{12}^Λ will make the fitting to θ_{12} much easier for the GR case, as θ_{12} increases when running downward from a high-energy scale. This better fit to θ_{12} is indeed observed in table 4, and because of this, the final minimal χ^2 values in GR are smaller than their counterparts in TBM. Although a better fit to θ_{12} is now obtained, the fate of GR remains the same as that of TBM. The main reason is the previously identified

Parameter	BM, NH		BM, IH	
	best-fit	pull	best-fit	pull
$\bar{\eta}_b$	0.48	–	–0.34	–
$\tan \bar{\beta}$	26.3	–	49.4	–
Λ/GeV	7.59×10^{13}	–	6.94×10^{13}	–
$\varphi_1^\Lambda/\text{deg}$	109.0	–	–82.8	–
$\varphi_2^\Lambda/\text{deg}$	–79.8	–	85.5	–
$m_{\text{lightest}}^\Lambda/\text{eV}$	0.197	–	0.075	–
$(\Delta m_{21}^2)^\Lambda/10^{-5} \text{eV}^2$	9.22	–	0.19	–
$ \Delta m_{32}^2 ^\Lambda/10^{-3} \text{eV}^2$	2.68	–	2.89	–
$\sin^2 \theta_{12}$	0.482	14.2	0.435	10.5
$\sin^2 \theta_{13}$	0.0225	0.74	0.0240	1.96
$\sin^2 \theta_{23}$	0.640	4.69	0.324	–8.23
$\Delta m_{21}^2/10^{-5} \text{eV}^2$	7.43	–0.368	7.36	–0.79
$ \Delta m_{3i}^2 /10^{-3} \text{eV}^2$	2.478	0.444	2.450	1.006
$m_{\text{lightest}}/\text{eV}$	0.194	–	0.185	–
δ/deg	–109.0	–	179.5	–
φ_1/deg	72.5	–	179.3	–
φ_2/deg	–112.3	–	–0.4	–
m_{ee}/eV	0.015	–	0.007	–
m_β/eV	0.19	–	0.078	–
χ_{min}^2	224.8		183.2	

Table 5. The best-fit points of low-energy observables for the BM mixing pattern in both cases of NH and IH, where the input parameters at the high-energy scale are also given.

correlation between θ_{13} and θ_{23} , which leads to a disagreement with the latest global-fit results at 1σ level.

Then, we come to the BM case. Our numerical study indicates that no allowed parameter space of neutrino mixing angles and mass-squared differences can be found even at the 3σ level. In table 5, we list the best-fit points for both NH and IH. As one can see, the minima of χ^2 values for NH and IH are both over 100, because of the poor fit to both θ_{12} and θ_{23} .

Similar to the case of TBM, the large pull on θ_{12} originates from the fact that the correction to θ_{12} is always positive at leading order. Thus, in order to reduce the value of θ_{12} during the RG running, one has to suppress the leading-order contribution in the first place, by requiring a difference of 180° between two Majorana phases, and then take account of the higher-order corrections. Although it is difficult to analytically examine these higher-order corrections, we can still investigate them numerically. In figure 5, we present the low-energy predictions of neutrino mixing angles and CP-violating phases, for which only the points leading to $\chi^2 < 230$ in NH and $\chi^2 < 190$ in IH are shown. As one can observe, the maximal correction to θ_{12} is about 1° for NH and 4° for IH. Therefore,

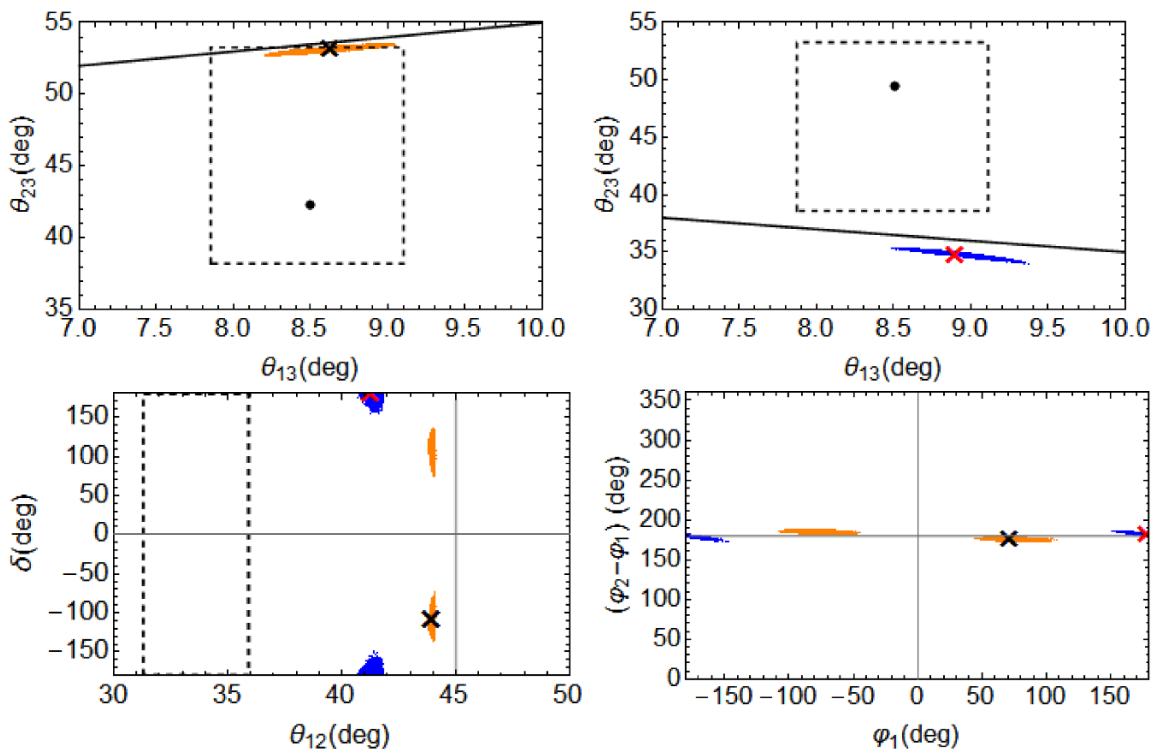


Figure 5. Predictions for the low-energy neutrino parameters in the case of BM for both NH (yellow points) and IH (blue points). The black solid lines in the first two plots denote the bounds obtained from eq. (2.21), and the dashed contours represent the 3σ ranges given in ref. [53].

θ_{12} is always outside the 3σ range in both NH and IH cases. Moreover, it is also confirmed that the difference between two Majorana phases is about π in both cases.

In the end, we comment on the large pull of θ_{23} for BM. It is also mainly caused by the previously identified correlation between θ_{13} and θ_{23} , although now it is slightly modified by higher-order corrections, as can be seen from figure 5. Nevertheless, in both NH and IH cases, θ_{23} is far away from its desired low energy best-fit value from ref. [53].

4 Conclusions

The dynamics for neutrino mass generation and leptonic flavor mixing remains one of the most mysterious problems in particle physics. One promising solution is to introduce a discrete flavor symmetry in the neutrino mass model at a superhigh-energy scale Λ , where a simple pattern of leptonic mixing (e.g., TBM, GR and BM) can be derived. As all these constant mixing patterns predict a maximal mixing angle $\theta_{23} = \pi/4$ and a vanishing angle θ_{13} at Λ , we are motivated to investigate if the RG running effects from the superhigh-energy scale to a low-energy scale are significant enough to generate a nonzero θ_{13} while keeping other mixing parameters consistent with neutrino oscillation data.

In the framework of MSSM, in order to thoroughly study the radiative corrections to the leptonic mixing, we have scanned over a wide range of each free model parameter at Λ ,

including the SUSY threshold parameter, absolute neutrino masses, CP-violating phases, the values of $\tan\beta$ and the high-energy scale Λ itself. Using the latest global-fit results of neutrino mixing angles and mass-squared differences, we construct a χ^2 function to quantify the agreement between theoretical predictions and experimental data. The main results from our analytical and numerical studies can be summarized as follows:

- Via the RG running, it is not difficult to produce a relatively large value of θ_{13} if neutrino masses are nearly degenerate and the value of $\tan\beta$ is large. With the help of one-loop RGEs, we have derived the radiative corrections to three neutrino mixing angles in an analytical and approximate way. It has been found that θ_{12} always increases when running toward the low-energy scale. Moreover, there exists a lower bound on the radiative correction to θ_{23} , namely, $\delta\theta_{23} \gtrsim \theta_{13} \tan\theta_{12}^\Lambda$.
- For TBM and GR, the prediction for θ_{12}^Λ is already close to the best-fit value of θ_{12} , so the difference between two Majorana phases should be around π such that the radiative correction to θ_{12} is small. This also applies to the BM case, in which the increase of θ_{12} should be kept as small as possible.
- The correlation $\delta\theta_{23} \gtrsim \theta_{13} \tan\theta_{12}^\Lambda$ induces a severe tension with the observed θ_{23} . As a consequence, both TBM and GR can be compatible with neutrino oscillation data at the 3σ level, but not at the 1σ level. Furthermore, if the cosmological upper bound on the sum of neutrino masses is taken into account, these two mixing patterns will be excluded at the 3σ level. The situation is even worse for BM, which is disfavored even when the cosmological bound is not imposed.

Without the cosmological bound on neutrino masses, the χ^2 fit with five degrees of freedom to neutrino oscillation data is given for all three mixing patterns, and the smallest values of χ_{\min}^2 have been found in the GR case both for NH (i.e., $\chi_{\min}^2 = 12.2$) and IH (i.e., $\chi_{\min}^2 = 30.3$).

It is worthwhile to mention that the RG running of neutrino parameters is solved here within the framework of effective theories, which are valid below a superhigh-energy scale Λ . In a complete theory above Λ , such as a neutrino mass model with discrete flavor symmetries, a different set of RGEs should be considered and the decoupling of heavy particles are to be performed explicitly. Nevertheless, our studies have already conveyed some important messages for the model building of neutrino masses and leptonic flavor mixing at high-energy scales.

Acknowledgments

The authors thank Zhen-hua Zhao and Ye-Ling Zhou for helpful discussions on the perturbative diagonalization of the neutrino mass matrix. One of them (S.Z.) is grateful to the Mainz Institute for Theoretical Physics (MITP) for its hospitality and partial support during the completion of this work, which has also been supported in part by the National Recruitment Program for Young Professionals and by the CAS Center for Excellence in Particle Physics (CCEPP).

A Conventions and RGEs

In appendix A, we introduce the conventions that are used in this paper, and list the RGEs of all three phases in the MNSP matrix within the MSSM. First of all, the neutrino mass matrix can be diagonalized as follows

$$U_\nu^\top M_\nu U_\nu = D_\nu, \quad (\text{A.1})$$

where $D_\nu = \text{Diag}\{m_1, m_2, m_3\}$ with m_i (for $i = 1, 2, 3$) being real and positive neutrino mass eigenvalues. In the basis where the charged-lepton Yukawa coupling matrix Y_l is diagonal, the unitary matrix U_ν is simply the MNSP matrix, which is conventionally parametrized as

$$U_\nu = U_{\text{MNSP}} = V(\theta_{12}, \theta_{13}, \theta_{23}, \delta) \cdot \text{Diag}\{e^{-i\varphi_1/2}, e^{-i\varphi_2/2}, 1\}, \quad (\text{A.2})$$

where

$$V = \begin{pmatrix} c_{12}c_{13} & c_{13}s_{12} & s_{13}e^{-i\delta} \\ -c_{23}s_{12} - c_{12}s_{13}s_{23}e^{i\delta} & c_{12}c_{23} - s_{12}s_{23}s_{13}e^{i\delta} & c_{13}s_{23} \\ s_{12}s_{23} - c_{12}c_{23}s_{13}e^{i\delta} & -c_{12}s_{23} - c_{23}s_{12}s_{13}e^{i\delta} & c_{13}c_{23} \end{pmatrix}, \quad (\text{A.3})$$

with $s_{ij} \equiv \sin \theta_{ij}$ and $c_{ij} = \cos \theta_{ij}$ have been defined. Furthermore, we have two neutrino mass-squared differences $\Delta m_{21}^2 \equiv m_2^2 - m_1^2$ and $\Delta m_{32}^2 \equiv m_3^2 - m_2^2$, and introduce their ratio $\zeta = \Delta m_{21}^2 / \Delta m_{32}^2$.

Following the above conventions, one can obtain the RGEs of all three CP-violating phases. The RGE for the Dirac phase is given by [45]

$$\frac{d\delta}{dt} = \frac{y_\tau^2}{32\pi^2} \frac{\delta^{(-1)}}{\theta_{13}} + \frac{y_\tau^2}{8\pi^2} \delta^{(0)} + \mathcal{O}(\theta_{13}), \quad (\text{A.4})$$

where

$$\delta^{(-1)} = \sin 2\theta_{12} \sin 2\theta_{23} \frac{m_3}{\Delta m_{31}^2 (1 + \zeta)} [m_1 \sin(\varphi_1 - \delta) - (1 + \zeta)m_2 \sin(\varphi_2 - \delta) + \zeta m_3 \sin \delta], \quad (\text{A.5})$$

$$\begin{aligned} \delta^{(0)} = & \frac{m_1 m_2}{\Delta m_{21}^2} s_{23}^2 \sin(\varphi_1 - \varphi_2) + \frac{m_3}{\Delta m_{32}^2} \cos 2\theta_{23} \left[\frac{m_1 s_{12}^2}{1 + \zeta} \sin \varphi_1 + m_2 c_{12}^2 \sin \varphi_2 \right] \\ & + \frac{m_3}{\Delta m_{32}^2} c_{23}^2 \left[\frac{m_1 c_{12}^2}{1 + \zeta} \sin(2\delta - \varphi_1) + m_2 s_{12}^2 \sin(2\delta - \varphi_2) \right]. \end{aligned} \quad (\text{A.6})$$

The RGEs of two Majorana phases read [45]

$$\frac{d\varphi_1}{dt} = \frac{y_\tau^2}{4\pi^2} \left\{ \frac{m_1 m_2}{\Delta m_{21}^2} c_{12}^2 s_{23}^2 \sin(\varphi_1 - \varphi_2) + \frac{m_3 \cos 2\theta_{23}}{\Delta m_{32}^2} \left[\frac{m_1 s_{12}^2}{1 + \zeta} \sin \varphi_1 + m_2 c_{12}^2 \sin \varphi_2 \right] \right\} + \mathcal{O}(\theta_{13}), \quad (\text{A.7})$$

$$\frac{d\varphi_2}{dt} = \frac{y_\tau^2}{4\pi^2} \left\{ \frac{m_1 m_2}{\Delta m_{21}^2} s_{12}^2 s_{23}^2 \sin(\varphi_1 - \varphi_2) + \frac{m_3 \cos 2\theta_{23}}{\Delta m_{32}^2} \left[\frac{m_1 s_{12}^2}{1 + \zeta} \sin \varphi_1 + m_2 c_{12}^2 \sin \varphi_2 \right] \right\} + \mathcal{O}(\theta_{13}). \quad (\text{A.8})$$

The RGEs of neutrino masses and three mixing angles can also be found in the literature [43, 45, 57]. The formulas collected in this appendix are useful in the analytical discussions in section 2. In our numerical calculations, the exact RGEs of neutrino parameters have been used.

B Perturbative diagonalization

In appendix B, we show how to derive the radiative corrections to neutrino masses and flavor mixing angles by perturbatively diagonalizing M_ν in eq. (2.7). Since the mixing angles θ_{ij}^Λ 's at the high-energy scale Λ are still good approximations to θ_{ij} at the low-energy scale λ at the leading order, we first rotate M_ν/I_0 by a unitary matrix $V \equiv U_\nu^\Lambda|_{\varphi_{1,2}^\Lambda=0}$, namely, $V^T(M_\nu/I_0)V \equiv \widehat{M}_\nu$, and obtain

$$\widehat{M}_\nu = \begin{pmatrix} m_1^\Lambda e^{i\varphi_1^\Lambda} (1 - \epsilon \sin^2 \theta_{12}^\Lambda) & \frac{\epsilon}{4} (m_1^\Lambda e^{i\varphi_1^\Lambda} + m_2^\Lambda e^{i\varphi_2^\Lambda}) \sin 2\theta_{12}^\Lambda & -\frac{\epsilon}{2} (m_1^\Lambda e^{i\varphi_1^\Lambda} + m_3^\Lambda) \sin \theta_{12}^\Lambda \\ \frac{\epsilon}{4} (m_1^\Lambda e^{i\varphi_1^\Lambda} + m_2^\Lambda e^{i\varphi_2^\Lambda}) \sin 2\theta_{12}^\Lambda & m_2^\Lambda e^{i\varphi_2^\Lambda} (1 - \epsilon \cos^2 \theta_{12}^\Lambda) & \frac{\epsilon}{2} (m_2^\Lambda e^{i\varphi_2^\Lambda} + m_3^\Lambda) \cos \theta_{12}^\Lambda \\ -\frac{\epsilon}{2} (m_1^\Lambda e^{i\varphi_1^\Lambda} + m_3^\Lambda) \sin \theta_{12}^\Lambda & \frac{\epsilon}{2} (m_2^\Lambda e^{i\varphi_2^\Lambda} + m_3^\Lambda) \cos \theta_{12}^\Lambda & m_3^\Lambda (1 - \epsilon) \end{pmatrix}. \quad (\text{B.1})$$

Next, we adopt the standard approach and construct $\widehat{M}_\nu^\dagger \widehat{M}_\nu$, which can be diagonalized by a unitary transformation. Expanding it in terms of the small parameter ϵ , we arrive at

$$\widehat{M}_\nu^\dagger \widehat{M}_\nu = \begin{pmatrix} (m_1^\Lambda)^2 & 0 & 0 \\ 0 & (m_2^\Lambda)^2 & 0 \\ 0 & 0 & (m_3^\Lambda)^2 \end{pmatrix} + \epsilon \begin{pmatrix} -2(m_1^\Lambda)^2 \sin^2 \theta_{12}^\Lambda & \frac{Y_{21}}{4} \sin 2\theta_{12}^\Lambda & -\frac{Y_{31}}{2} \sin \theta_{12}^\Lambda \\ \frac{Y_{21}^*}{4} \sin 2\theta_{12}^\Lambda & -2(m_2^\Lambda)^2 \cos^2 \theta_{12}^\Lambda & \frac{Y_{32}}{2} \cos \theta_{12}^\Lambda \\ -\frac{Y_{31}^*}{2} \sin \theta_{12}^\Lambda & \frac{Y_{32}^*}{2} \cos \theta_{12}^\Lambda & -2(m_3^\Lambda)^2 \end{pmatrix} + \mathcal{O}(\epsilon^2), \quad (\text{B.2})$$

where $Y_{ij} \equiv (m_i^\Lambda)^2 + 2m_i^\Lambda m_j^\Lambda e^{i(\varphi_i^\Lambda - \varphi_j^\Lambda)} + (m_j^\Lambda)^2$ for $ij = 21, 31, 32$ and $\varphi_3^\Lambda = 0$ should be understood.

According to the standard perturbation theory (see, e.g., ref. [83]), we require the perturbations not to alter the spectrum of eigenvalues at the leading order (i.e., no level-crossing theorem). In our case, this requirement means

$$\epsilon |Y_{21}| \sin \theta_{12}^\Lambda \cos \theta_{12}^\Lambda < |(m_2^\Lambda)^2 - (m_1^\Lambda)^2|, \quad (\text{B.3})$$

$$\epsilon |Y_{31}| \sin \theta_{12}^\Lambda < |(m_3^\Lambda)^2 - (m_1^\Lambda)^2|, \quad (\text{B.4})$$

$$\epsilon |Y_{32}| \cos \theta_{12}^\Lambda < |(m_3^\Lambda)^2 - (m_2^\Lambda)^2|. \quad (\text{B.5})$$

The above inequalities do not hold *a priori* for generic neutrino parameters at Λ . However, they are in fact satisfied *a posteriori* according to our numerical results. The first inequality is fulfilled, since $\varphi_2^\Lambda - \varphi_1^\Lambda \approx \pi$ and $m_1^\Lambda \approx m_2^\Lambda$ lead to $|Y_{21}| \approx (m_2^\Lambda - m_1^\Lambda)^2 < |(m_2^\Lambda)^2 - (m_1^\Lambda)^2|$. Moreover, taking typical values of $\epsilon \sim 0.01$ and $m_1^\Lambda \sim m_3^\Lambda \sim 0.2 \text{ eV}$ from the numerical results indicates that the quantities on the left-hand sides of the last two inequalities should be $\lesssim 8 \times 10^{-4} \text{ eV}^2$, compared to those $\sim 10^{-3} \text{ eV}^2$ on the right-hand sides.

As the validity of perturbation theory is justified, we proceed with the perturbative diagonalization

$$\widehat{U} \widehat{M}_\nu^\dagger \widehat{M}_\nu \widehat{U}^\dagger = \text{Diag}\{m_1^2, m_2^2, m_3^2\}/I_0^2, \quad (\text{B.6})$$

where the unitary matrix \widehat{U} at the leading order is found to be

$$\widehat{U} = \begin{pmatrix} 1 & Z_{21}(\sin 2\theta_{12}^\Lambda)\epsilon/4 & -Z_{31}(\sin \theta_{12}^\Lambda)\epsilon/2 \\ -Z_{21}(\sin 2\theta_{12}^\Lambda)\epsilon/4 & 1 & Z_{32}(\cos \theta_{12}^\Lambda)\epsilon/2 \\ Z_{31}(\sin \theta_{12}^\Lambda)\epsilon/2 & -Z_{32}(\cos \theta_{12}^\Lambda)\epsilon/2 & 1 \end{pmatrix}. \quad (\text{B.7})$$

Note that the definitions of Z_{ij} for $ij = 21, 31, 32$ have been given in eq. (2.13). The unitary matrix U_ν that diagonalizes M_ν is then given by $U_\nu \approx V\widehat{U}$, from which neutrino mixing angles θ_{ij} can be extracted.

It is worthwhile to mention that such a diagonalization cannot provide any information about two Majorana phases, whose RG running effects have been studied numerically.

Open Access. This article is distributed under the terms of the Creative Commons Attribution License ([CC-BY 4.0](https://creativecommons.org/licenses/by/4.0/)), which permits any use, distribution and reproduction in any medium, provided the original author(s) and source are credited.

References

- [1] PARTICLE DATA GROUP collaboration, K.A. Olive et al., *Review of particle physics*, *Chin. Phys. C* **38** (2014) 090001 [[INSPIRE](#)].
- [2] P.F. Harrison, D.H. Perkins and W.G. Scott, *Tri-bimaximal mixing and the neutrino oscillation data*, *Phys. Lett. B* **530** (2002) 167 [[hep-ph/0202074](#)] [[INSPIRE](#)].
- [3] P.F. Harrison and W.G. Scott, *Symmetries and generalizations of tri-bimaximal neutrino mixing*, *Phys. Lett. B* **535** (2002) 163 [[hep-ph/0203209](#)] [[INSPIRE](#)].
- [4] Z.-z. Xing, *Nearly tri-bimaximal neutrino mixing and CP-violation*, *Phys. Lett. B* **533** (2002) 85 [[hep-ph/0204049](#)] [[INSPIRE](#)].
- [5] X.G. He and A. Zee, *Some simple mixing and mass matrices for neutrinos*, *Phys. Lett. B* **560** (2003) 87 [[hep-ph/0301092](#)] [[INSPIRE](#)].
- [6] F. Vissani, *A study of the scenario with nearly degenerate Majorana neutrinos*, [hep-ph/9708483](#) [[INSPIRE](#)].
- [7] V.D. Barger, S. Pakvasa, T.J. Weiler and K. Whisnant, *Bimaximal mixing of three neutrinos*, *Phys. Lett. B* **437** (1998) 107 [[hep-ph/9806387](#)] [[INSPIRE](#)].
- [8] A.J. Baltz, A.S. Goldhaber and M. Goldhaber, *The solar neutrino puzzle: an oscillation solution with maximal neutrino mixing*, *Phys. Rev. Lett.* **81** (1998) 5730 [[hep-ph/9806540](#)] [[INSPIRE](#)].
- [9] A. Datta, F.-S. Ling and P. Ramond, *Correlated hierarchy, Dirac masses and large mixing angles*, *Nucl. Phys. B* **671** (2003) 383 [[hep-ph/0306002](#)] [[INSPIRE](#)].
- [10] Y. Kajiyama, M. Raidal and A. Strumia, *The golden ratio prediction for the solar neutrino mixing*, *Phys. Rev. D* **76** (2007) 117301 [[arXiv:0705.4559](#)] [[INSPIRE](#)].
- [11] L.L. Everett and A.J. Stuart, *Icosahedral (A_5) family symmetry and the golden ratio prediction for solar neutrino mixing*, *Phys. Rev. D* **79** (2009) 085005 [[arXiv:0812.1057](#)] [[INSPIRE](#)].
- [12] W. Rodejohann, *Unified parametrization for quark and lepton mixing angles*, *Phys. Lett. B* **671** (2009) 267 [[arXiv:0810.5239](#)] [[INSPIRE](#)].
- [13] A. Adulpravitchai, A. Blum and W. Rodejohann, *Golden ratio prediction for solar neutrino mixing*, *New J. Phys.* **11** (2009) 063026 [[arXiv:0903.0531](#)] [[INSPIRE](#)].
- [14] G. Altarelli and F. Feruglio, *Discrete flavor symmetries and models of neutrino mixing*, *Rev. Mod. Phys.* **82** (2010) 2701 [[arXiv:1002.0211](#)] [[INSPIRE](#)].

- [15] H. Ishimori et al., *Non-Abelian discrete symmetries in particle physics*, *Prog. Theor. Phys. Suppl.* **183** (2010) 1 [[arXiv:1003.3552](#)] [[INSPIRE](#)].
- [16] S.F. King and C. Luhn, *Neutrino mass and mixing with discrete symmetry*, *Rept. Prog. Phys.* **76** (2013) 056201 [[arXiv:1301.1340](#)] [[INSPIRE](#)].
- [17] S.F. King, A. Merle, S. Morisi, Y. Shimizu and M. Tanimoto, *Neutrino mass and mixing: from theory to experiment*, *New J. Phys.* **16** (2014) 045018 [[arXiv:1402.4271](#)] [[INSPIRE](#)].
- [18] DAYA BAY collaboration, F.P. An et al., *Observation of electron-antineutrino disappearance at Daya Bay*, *Phys. Rev. Lett.* **108** (2012) 171803 [[arXiv:1203.1669](#)] [[INSPIRE](#)].
- [19] DAYA BAY collaboration, F.P. An et al., *Improved measurement of electron antineutrino disappearance at Daya Bay*, *Chin. Phys. C* **37** (2013) 011001 [[arXiv:1210.6327](#)] [[INSPIRE](#)].
- [20] DAYA BAY collaboration, F.P. An et al., *Spectral measurement of electron antineutrino oscillation amplitude and frequency at Daya Bay*, *Phys. Rev. Lett.* **112** (2014) 061801 [[arXiv:1310.6732](#)] [[INSPIRE](#)].
- [21] RENO collaboration, J.K. Ahn et al., *Observation of reactor electron antineutrinos disappearance in the RENO experiment*, *Phys. Rev. Lett.* **108** (2012) 191802 [[arXiv:1204.0626](#)] [[INSPIRE](#)].
- [22] DOUBLE CHOOZ collaboration, Y. Abe et al., *Indication of reactor $\bar{\nu}_e$ disappearance in the Double Chooz experiment*, *Phys. Rev. Lett.* **108** (2012) 131801 [[arXiv:1112.6353](#)] [[INSPIRE](#)].
- [23] Z.-Z. Xing, *T2K indication of relatively large θ_{13} and a natural perturbation to the democratic neutrino mixing pattern*, *Chin. Phys. C* **36** (2012) 101 [[arXiv:1106.3244](#)] [[INSPIRE](#)].
- [24] X.-G. He and A. Zee, *Minimal modification to tri-bimaximal mixing*, *Phys. Rev. D* **84** (2011) 053004 [[arXiv:1106.4359](#)] [[INSPIRE](#)].
- [25] S. Zhou, *Relatively large θ_{13} and nearly maximal θ_{23} from the approximate S_3 symmetry of lepton mass matrices*, *Phys. Lett. B* **704** (2011) 291 [[arXiv:1106.4808](#)] [[INSPIRE](#)].
- [26] T. Araki, *Getting at large θ_{13} with almost maximal θ_{23} from tri-bimaximal mixing*, *Phys. Rev. D* **84** (2011) 037301 [[arXiv:1106.5211](#)] [[INSPIRE](#)].
- [27] W. Chao and Y.-j. Zheng, *Relatively large θ_{13} from modification to the tri-bimaximal, bimaximal and democratic neutrino mixing matrices*, *JHEP* **02** (2013) 044 [[arXiv:1107.0738](#)] [[INSPIRE](#)].
- [28] D. Marzocca, S.T. Petcov, A. Romanino and M. Spinrath, *Sizeable θ_{13} from the charged lepton sector in SU(5), (tri-)bimaximal neutrino mixing and Dirac CP-violation*, *JHEP* **11** (2011) 009 [[arXiv:1108.0614](#)] [[INSPIRE](#)].
- [29] S.-F. Ge, D.A. Dicus and W.W. Repko, *Residual symmetries for neutrino mixing with a large θ_{13} and nearly maximal δ_D* , *Phys. Rev. Lett.* **108** (2012) 041801 [[arXiv:1108.0964](#)] [[INSPIRE](#)].
- [30] S.F. King and C. Luhn, *A_4 models of tri-bimaximal-reactor mixing*, *JHEP* **03** (2012) 036 [[arXiv:1112.1959](#)] [[INSPIRE](#)].
- [31] S. Gupta, A.S. Joshipura and K.M. Patel, *Minimal extension of tribimaximal mixing and generalized $Z_2 \times Z_2$ symmetries*, *Phys. Rev. D* **85** (2012) 031903 [[arXiv:1112.6113](#)] [[INSPIRE](#)].
- [32] D. Marzocca, S.T. Petcov, A. Romanino and M.C. Sevilla, *Nonzero $|U_{e3}|$ from charged lepton corrections and the atmospheric neutrino mixing angle*, *JHEP* **05** (2013) 073 [[arXiv:1302.0423](#)] [[INSPIRE](#)].

- [33] S.K. Garg and S. Gupta, *Corrections for tribimaximal, bimaximal and democratic neutrino mixing matrices*, *JHEP* **10** (2013) 128 [[arXiv:1308.3054](#)] [[INSPIRE](#)].
- [34] A.D. Hanlon, S.-F. Ge and W.W. Repko, *Phenomenological consequences of residual \mathbb{Z}_2^s and $\overline{\mathbb{Z}}_2^s$ symmetries*, *Phys. Lett. B* **729** (2014) 185 [[arXiv:1308.6522](#)] [[INSPIRE](#)].
- [35] J. Kile, M.J. Pérez, P. Ramond and J. Zhang, *θ_{13} and the flavor ring*, *Phys. Rev. D* **90** (2014) 013004 [[arXiv:1403.6136](#)] [[INSPIRE](#)].
- [36] Z.-h. Zhao, *Minimal modifications to the tri-bimaximal neutrino mixing*, *JHEP* **11** (2014) 143 [[arXiv:1405.3022](#)] [[INSPIRE](#)].
- [37] M. Holthausen, K.S. Lim and M. Lindner, *Lepton mixing patterns from a scan of finite discrete groups*, *Phys. Lett. B* **721** (2013) 61 [[arXiv:1212.2411](#)] [[INSPIRE](#)].
- [38] J. Talbert, *[Re]constructing finite flavour groups: horizontal symmetry scans from the bottom-up*, *JHEP* **12** (2014) 058 [[arXiv:1409.7310](#)] [[INSPIRE](#)].
- [39] C.-Y. Yao and G.-J. Ding, *CP symmetry and lepton mixing from a scan of finite discrete groups*, [arXiv:1606.05610](#) [[INSPIRE](#)].
- [40] H. Zhang and S. Zhou, *Radiative corrections and explicit perturbations to the tetra-maximal neutrino mixing with large θ_{13}* , *Phys. Lett. B* **704** (2011) 296 [[arXiv:1107.1097](#)] [[INSPIRE](#)].
- [41] W. Rodejohann, H. Zhang and S. Zhou, *Systematic search for successful lepton mixing patterns with nonzero θ_{13}* , *Nucl. Phys. B* **855** (2012) 592 [[arXiv:1107.3970](#)] [[INSPIRE](#)].
- [42] J.-w. Mei and Z.-z. Xing, *Radiative generation of θ_{13} with the seesaw threshold effect*, *Phys. Rev. D* **70** (2004) 053002 [[hep-ph/0404081](#)] [[INSPIRE](#)].
- [43] S. Antusch, J. Kersten, M. Lindner, M. Ratz and M.A. Schmidt, *Running neutrino mass parameters in see-saw scenarios*, *JHEP* **03** (2005) 024 [[hep-ph/0501272](#)] [[INSPIRE](#)].
- [44] S. Gupta, S.K. Kang and C.S. Kim, *Renormalization group evolution of neutrino parameters in presence of seesaw threshold effects and Majorana phases*, *Nucl. Phys. B* **893** (2015) 89 [[arXiv:1406.7476](#)] [[INSPIRE](#)].
- [45] S. Antusch, J. Kersten, M. Lindner and M. Ratz, *Running neutrino masses, mixings and CP phases: analytical results and phenomenological consequences*, *Nucl. Phys. B* **674** (2003) 401 [[hep-ph/0305273](#)] [[INSPIRE](#)].
- [46] S. Luo and Z.-z. Xing, *Generalized tri-bimaximal neutrino mixing and its sensitivity to radiative corrections*, *Phys. Lett. B* **632** (2006) 341 [[hep-ph/0509065](#)] [[INSPIRE](#)].
- [47] A. Dighe, S. Goswami and W. Rodejohann, *Corrections to tri-bimaximal neutrino mixing: renormalization and Planck scale effects*, *Phys. Rev. D* **75** (2007) 073023 [[hep-ph/0612328](#)] [[INSPIRE](#)].
- [48] A. Dighe, S. Goswami and P. Roy, *Radiatively broken symmetries of nonhierarchical neutrinos*, *Phys. Rev. D* **76** (2007) 096005 [[arXiv:0704.3735](#)] [[INSPIRE](#)].
- [49] A. Dighe, S. Goswami and S. Ray, *Renormalization group evolution of neutrino mixing parameters near $\theta_{13} = 0$ and models with vanishing θ_{13} at the high scale*, *Phys. Rev. D* **79** (2009) 076006 [[arXiv:0810.5680](#)] [[INSPIRE](#)].
- [50] S. Goswami, S.T. Petcov, S. Ray and W. Rodejohann, *Large $|U_{e3}|$ and tribimaximal mixing*, *Phys. Rev. D* **80** (2009) 053013 [[arXiv:0907.2869](#)] [[INSPIRE](#)].

- [51] S. Luo and Z.-z. Xing, *Impacts of the observed θ_{13} on the running behaviors of Dirac and Majorana neutrino mixing angles and CP-violating phases*, *Phys. Rev. D* **86** (2012) 073003 [[arXiv:1203.3118](#)] [[INSPIRE](#)].
- [52] PLANCK collaboration, P.A.R. Ade et al., *Planck 2015 results. XIII. Cosmological parameters*, [arXiv:1502.01589](#) [[INSPIRE](#)].
- [53] M.C. Gonzalez-Garcia, M. Maltoni and T. Schwetz, *Updated fit to three neutrino mixing: status of leptonic CP-violation*, *JHEP* **11** (2014) 052 [[arXiv:1409.5439](#)] [[INSPIRE](#)].
- [54] P.H. Chankowski and Z. Pluciennik, *Renormalization group equations for seesaw neutrino masses*, *Phys. Lett. B* **316** (1993) 312 [[hep-ph/9306333](#)] [[INSPIRE](#)].
- [55] K.S. Babu, C.N. Leung and J.T. Pantaleone, *Renormalization of the neutrino mass operator*, *Phys. Lett. B* **319** (1993) 191 [[hep-ph/9309223](#)] [[INSPIRE](#)].
- [56] S. Antusch, M. Drees, J. Kersten, M. Lindner and M. Ratz, *Neutrino mass operator renormalization revisited*, *Phys. Lett. B* **519** (2001) 238 [[hep-ph/0108005](#)] [[INSPIRE](#)].
- [57] J.-w. Mei, *Running neutrino masses, leptonic mixing angles and CP-violating phases: from M_Z to Λ_{GUT}* , *Phys. Rev. D* **71** (2005) 073012 [[hep-ph/0502015](#)] [[INSPIRE](#)].
- [58] T. Ohlsson and S. Zhou, *Renormalization group running of neutrino parameters*, *Nature Commun.* **5** (2014) 5153 [[arXiv:1311.3846](#)] [[INSPIRE](#)].
- [59] A. Dighe, S. Goswami and P. Roy, *Quark-lepton complementarity with quasidegenerate Majorana neutrinos*, *Phys. Rev. D* **73** (2006) 071301 [[hep-ph/0602062](#)] [[INSPIRE](#)].
- [60] S. Antusch and V. Maurer, *Running quark and lepton parameters at various scales*, *JHEP* **11** (2013) 115 [[arXiv:1306.6879](#)] [[INSPIRE](#)].
- [61] Z.-z. Xing, H. Zhang and S. Zhou, *Impacts of the Higgs mass on vacuum stability, running fermion masses and two-body Higgs decays*, *Phys. Rev. D* **86** (2012) 013013 [[arXiv:1112.3112](#)] [[INSPIRE](#)].
- [62] Z.-z. Xing, H. Zhang and S. Zhou, *Updated values of running quark and lepton masses*, *Phys. Rev. D* **77** (2008) 113016 [[arXiv:0712.1419](#)] [[INSPIRE](#)].
- [63] H. Fusaoka and Y. Koide, *Updated estimate of running quark masses*, *Phys. Rev. D* **57** (1998) 3986 [[hep-ph/9712201](#)] [[INSPIRE](#)].
- [64] L.J. Hall, R. Rattazzi and U. Sarid, *The top quark mass in supersymmetric SO(10) unification*, *Phys. Rev. D* **50** (1994) 7048 [[hep-ph/9306309](#)] [[INSPIRE](#)].
- [65] M. Carena, M. Olechowski, S. Pokorski and C.E.M. Wagner, *Electroweak symmetry breaking and bottom-top Yukawa unification*, *Nucl. Phys. B* **426** (1994) 269 [[hep-ph/9402253](#)] [[INSPIRE](#)].
- [66] R. Hempfling, *Yukawa coupling unification with supersymmetric threshold corrections*, *Phys. Rev. D* **49** (1994) 6168 [[INSPIRE](#)].
- [67] T. Blazek, S. Raby and S. Pokorski, *Finite supersymmetric threshold corrections to CKM matrix elements in the large $\tan\beta$ regime*, *Phys. Rev. D* **52** (1995) 4151 [[hep-ph/9504364](#)] [[INSPIRE](#)].
- [68] S. Antusch and M. Spinrath, *Quark and lepton masses at the GUT scale including SUSY threshold corrections*, *Phys. Rev. D* **78** (2008) 075020 [[arXiv:0804.0717](#)] [[INSPIRE](#)].

- [69] A. Crivellin and C. Greub, *Two-loop supersymmetric QCD corrections to Higgs-quark-quark couplings in the generic MSSM*, *Phys. Rev. D* **87** (2013) 015013 [*Erratum ibid.* **D 87** (2013) 079901] [[arXiv:1210.7453](#)] [[INSPIRE](#)].
- [70] F. Feroz and M.P. Hobson, *Multimodal nested sampling: an efficient and robust alternative to MCMC methods for astronomical data analysis*, *Mon. Not. Roy. Astron. Soc.* **384** (2008) 449 [[arXiv:0704.3704](#)] [[INSPIRE](#)].
- [71] F. Feroz, M.P. Hobson and M. Bridges, *MultiNest: an efficient and robust Bayesian inference tool for cosmology and particle physics*, *Mon. Not. Roy. Astron. Soc.* **398** (2009) 1601 [[arXiv:0809.3437](#)] [[INSPIRE](#)].
- [72] F. Feroz, M.P. Hobson, E. Cameron and A.N. Pettitt, *Importance nested sampling and the MultiNest algorithm*, [arXiv:1306.2144](#) [[INSPIRE](#)].
- [73] S. Luo and Z.-z. Xing, *On the quasi-fixed point in the running of CP-violating phases of Majorana neutrinos*, *Phys. Lett. B* **637** (2006) 279 [[hep-ph/0603091](#)] [[INSPIRE](#)].
- [74] INTENSITY FRONTIER NEUTRINO WORKING GROUP collaboration, A. de Gouvêa et al., *Neutrinos*, [arXiv:1310.4340](#) [[INSPIRE](#)].
- [75] W. Rodejohann, *Neutrinoless double-beta decay and neutrino physics*, *J. Phys. G* **39** (2012) 124008 [[arXiv:1206.2560](#)] [[INSPIRE](#)].
- [76] KATRIN collaboration, A. Osipowicz et al., *KATRIN: a next generation tritium beta decay experiment with sub-eV sensitivity for the electron neutrino mass. Letter of intent*, [hep-ex/0109033](#) [[INSPIRE](#)].
- [77] KATRIN collaboration, R.G.H. Robertson, *KATRIN: an experiment to determine the neutrino mass from the beta decay of tritium*, [arXiv:1307.5486](#) [[INSPIRE](#)].
- [78] S. Luo and Z.-z. Xing, *Resolving the octant of θ_{23} via radiative μ - τ symmetry breaking*, *Phys. Rev. D* **90** (2014) 073005 [[arXiv:1408.5005](#)] [[INSPIRE](#)].
- [79] Y.-L. Zhou, *μ - τ reflection symmetry and radiative corrections*, [arXiv:1409.8600](#) [[INSPIRE](#)].
- [80] Z.-z. Xing and Z.-h. Zhao, *A review of μ - τ flavor symmetry in neutrino physics*, *Rept. Prog. Phys.* **79** (2016) 076201 [[arXiv:1512.04207](#)] [[INSPIRE](#)].
- [81] Z.-h. Zhao, *On the breaking of μ - τ flavor symmetry*, [arXiv:1605.04498](#) [[INSPIRE](#)].
- [82] J. Zhang and S. Zhou, *Radiative corrections to the solar lepton mixing sum rule*, *JHEP* **08** (2016) 024 [[arXiv:1604.03039](#)] [[INSPIRE](#)].
- [83] J.J. Sakurai and J. Napolitano, *Modern quantum physics*, Addison-Wesley, Boston U.S.A. (2011) [[INSPIRE](#)].