

Probing for invisible Higgs decays with global fits

J.R. Espinosa,^a C. Grojean,^b M. Mühlleitner^c and M. Trott^b

^a*ICREA at IFAE, Universitat Autònoma de Barcelona,
08193 Bellaterra, Barcelona, Spain*

^b*Theory Division, Physics Department, CERN,
CH-1211 Geneva 23, Switzerland*

^c*Institute for Theoretical Physics, Karlsruhe Institute of Technology,
D-76128 Karlsruhe, Germany*

E-mail: jose.espinosa@cern.ch, Christophe.Grojean@cern.ch,
maggie@particle.uni-karlsruhe.de, michael.trott@cern.ch

ABSTRACT: We demonstrate by performing a global fit on Higgs signal strength data that large invisible branching ratios (Br_{inv}) for a Standard Model (SM) Higgs particle are currently consistent with the experimental hints of a scalar resonance with mass $m_h \sim 124 \text{ GeV}$. For this mass, we find $\text{Br}_{\text{inv}} < 0.64$ (95% CL) from a global fit to individual channel signal strengths supplied by ATLAS, CMS and the Tevatron collaborations. Novel tests that can be used to improve the prospects of experimentally discovering the existence of a Br_{inv} with future data are proposed. These tests are based on the combination of all visible channel Higgs signal strengths, and allow us to examine the required reduction in experimental and theoretical errors in this data that would allow a more significantly bounded invisible branching ratio to be experimentally supported. We examine in some detail how our conclusions and method are affected when a scalar resonance at this mass scale has couplings deviating from the SM ones.

KEYWORDS: Higgs Physics, Beyond Standard Model

ARXIV EPRINT: [1205.6790](https://arxiv.org/abs/1205.6790)

Contents

1	Introduction	1
2	The Standard Model Higgs and Br_{inv}	3
2.1	Global PDF approach to discovering Br_{inv} in the SM	6
2.2	Bounding Br_{inv} in the SM	9
3	Robustness of global fits to extract Br_{inv}	11
3.1	Global fits to a non-SM scalar resonance and extracting Br_{inv}	12
3.2	Imposing EWPD	13
3.3	Marginalizing/fixing parameters	14
3.4	Higher dimensional operators, Br_{inv} , and the SM Higgs	17
4	Prospects for direct confirmation of Br_{inv}	21
5	Conclusions	23
A	Data used	23

1 Introduction

Two outstanding questions of importance that the LHC should shed light on are the origin of electroweak symmetry breaking (EWSB), and the relationship of the mechanism of EWSB to new states beyond the Standard Model (SM).

There is strong indirect evidence for the EWSB sector being described by a theory that includes a particle that (at least) approximately has the properties of the SM Higgs boson. This evidence follows from many observables in flavour physics, from electroweak precision data (EWPD), LEP, the Tevatron and now the LHC. The SM Higgs is consistent with the results of these experimental probes in its pattern of breaking custodial symmetry ($\text{SU}(2)_c$) [1–3] as well as in the manner by which it sources the experimentally established pattern of flavour violation. In light of these results, there is substantial indirect evidence that a scalar field involved in EWSB will also be SM Higgs like in that the soft Higgs theorems of refs. [4, 5] will be approximately respected, i.e. the scalar field will couple to the SM fields with a strength that is proportional to the mass of the corresponding SM particle.

Directly, LEP, the Tevatron and LHC have jointly excluded large regions of possible Higgs masses in the SM. The upper bound (in the low mass region) for the SM Higgs is now restricted to $m_h < 130 \text{ GeV}$ by ATLAS [6] and $m_h < 129 \text{ GeV}$ by CMS [7] at 99% CL, with a suggestive clustering of possible signal events around $m_h \sim 124 \text{ GeV}$. However, in spite of these results, the Higgs hypothesis is not yet established. In particular, there remains a significant freedom in the allowed couplings of a scalar effective field to the SM

gauge bosons and fermions - so long as such a resonance has the approximate symmetries and properties discussed above [8–10].¹ Such deviations in the properties of a scalar field from the SM Higgs can be interpreted as following from the Higgs boson emerging from a strongly interacting sector as a pseudo-Goldstone boson, or as the leading effect in the effective theory of more massive states that are integrated out.

In light of this experimental situation, attempting to use current (and future) Higgs signal strength parameters to establish relationships between the EWSB sector and beyond the SM states is speculative. This is certainly the current status, as the suggestive clustering of signal excesses at $m_h \sim 124$ GeV has not risen to the level of experimental evidence for a scalar resonance. Nevertheless, in this paper we will assume that future data will support the discovery of a scalar resonance at approximately this mass scale. Further, we will consider current signal strength measurements as indicative of the properties that such a scalar resonance has when performing global fits. In anticipation of such a discovery, it is of interest to consider how to efficiently extract evidence of yet other states coupled to such a scalar field.

The gauge invariant mass operator of the scalar degrees of freedom, being of dimension two, is expected to couple generally to all degrees of freedom. It is difficult to forbid a coupling of this operator at the renormalizable (or non-renormalizable) level to new states. As such, the measurement of the decay width of a new scalar resonance to states that do not directly lead to significant excesses in the Higgs discovery channels, defined in this paper as its invisible branching ratio Br_{inv} , could be the first direct measurement of interactions with states beyond the SM. This exciting possibility has led to many studies on extracting the invisible width of the Higgs. In this paper we will explore a very straightforward route using current and future experimental results on Higgs properties, expressed in terms of signal strength data, to probe for evidence of a Br_{inv} . We first show (in section 2) that the current experimental hints of a new scalar resonance at $m_h \sim 124$ GeV do not put strong constraints on Br_{inv} . We then explore in detail how to extract evidence for (or exclude) a Br_{inv} using global combinations of best fit signal strength parameters, performing global χ^2 fits, and demonstrating a global probability density function (PDF) approach that can be used to explore and optimize searches for Br_{inv} in certain scenarios of beyond the SM (BSM) physics (section 2.1). In section 2.2, we examine the related issue of the precision with which Br_{inv} is expected to be known in these scenarios when errors are small enough for a resonance discovery to be claimed.

These promising results raise the question of the robustness of such a global approach. These techniques are most promising when BSM physics couples to the SM primarily through the ‘Higgs portal’ [14–19], i.e. they are optimal in BSM scenarios where new states are not charged under the SM gauge group and couple to the SM (initially) through the SM gauge singlet scalar mass operator. This is the case we explore in detail throughout section 2. We briefly discuss and summarize the prospects for global fits to uncover Br_{inv} in broader scenarios in section 3 where the effective couplings of the Higgs to the SM fields deviate from their SM values due to the Higgs being a pseudo-Goldstone boson or due

¹For other model independent approaches to Higgs couplings determination see [11–13].

to the presence of higher dimensional operators. We present detailed numerics for these scenarios (based on current global Higgs fits to experimentally reported signal strengths) throughout the remainder of section 3.

We find that global fits to signal strength parameters will be a powerful approach to search for evidence of Br_{inv} in the scenarios we consider. But we note that challenges will exist in disentangling other new physics effects. This will likely require a combination of indirect global fit approaches to extracting Br_{inv} , which is the focus of this paper, and more traditional direct searches for Br_{inv} based on kinematic properties of Higgs signal channels. We compare and contrast these approaches in section 4 and then discuss our overall conclusion in section 5.

2 The Standard Model Higgs and Br_{inv}

In this section, we will present the current global best fit² results for $\text{Br}_{\text{inv}} = \Gamma_{\text{inv}}/(\Gamma_{\text{inv}} + \Gamma_{\text{SM}})$ for the SM Higgs, where Γ_{inv} is the decay width to ‘invisible’ states, as defined above, and Γ_{SM} is the decay width of the SM Higgs. We perform a global fit to the available Higgs signal data, fitting to fifteen Higgs signal strength parameters μ_i reported by ATLAS, CMS and the Tevatron collaborations which are defined as

$$\mu_i = \frac{[\sigma_{j \rightarrow h} \times \text{Br}(h \rightarrow i)]_{\text{observed}}}{[\sigma_{j \rightarrow h} \times \text{Br}(h \rightarrow i)]_{\text{SM}}}, \quad (2.1)$$

for a production of a Higgs that decays into the visible channel i . We use the best fit values of μ_i , denoted by $\hat{\mu}_i$, as reported by the experimental collaborations. The label j in the cross section, $\sigma_{j \rightarrow h}$, is to denote that signal events in some final states are defined (by selection cuts) to only be summed over a subset of Higgs production processes j . We construct a global χ^2 measure on the $\hat{\mu}_i$ by defining the matrix \mathcal{C} as the covariance matrix of the observables, and $\Delta\theta_i = \mu_i - \hat{\mu}_i$ as a vector of the difference between the signal strength variable μ_i and the best fit value of the signal strengths,³

$$\chi^2(\mu_i) = (\Delta\theta_m)^T (\mathcal{C}^{-1})_{mn} (\Delta\theta_n) = \sum_{i=1}^{N_{ch}} \frac{(\mu_i - \hat{\mu}_i)^2}{\sigma_i^2}. \quad (2.2)$$

Here $i = 1 \dots N_{ch}$, where N_{ch} denotes the number of channels. The matrix \mathcal{C} is taken to be diagonal with the square of the 1σ theory and experimental errors added in quadrature for each observable, giving the error σ_i in the equation above. Correlation coefficients (currently not supplied by the experimental collaborations) are neglected. For the experimental errors we use \pm symmetric 1σ errors on the reported $\hat{\mu}_i$. For theory predictions of the $\sigma_{j \rightarrow h}$ and related errors, we use the numbers given on the webpage of the LHC Higgs Cross section Working Group [20]. The minimum (χ_{min}^2) is determined, and the

²See ref. [10] for a detailed discussion on our fitting procedure. The values of the fifteen input $\hat{\mu}_i$ used are reported in the appendix for completeness. Note that throughout this paper we will assume a 3% contamination due to gg events in the $\gamma\gamma jj$ signal strength, see the appendix for further details.

³In a simple counting experiment the definition is $\hat{\mu} = (n_{\text{obs}} - n_b)/n_s^{\text{SM}}$, in terms of the observed number of events (n_{obs}), the number of background events (n_b) and the expected number of SM signal events (n_s^{SM}).

68.2% (1σ), 95% (2σ) best fit confidence level (CL) regions are given by $\Delta\chi^2 < 1, 4$, respectively, for $\chi^2 = \chi_{\min}^2 + \Delta\chi^2$. Here, the CL regions are defined by the cumulative distribution function (CDF) for a one-parameter fit.

Although we are fitting for evidence of new ‘invisible’ states, we do not include effects due to new unknown interactions on the production of the SM Higgs in this section.⁴ We include an invisible width by modifying the SM branching ratios universally for each decay into final states f via

$$\text{Br}(h \rightarrow f) \equiv \frac{\Gamma(h \rightarrow f)}{\Gamma_{\text{SM}} + \Gamma_{\text{inv}}} = (1 - \text{Br}_{\text{inv}}) \times \text{Br}_{\text{SM}}(h \rightarrow f). \quad (2.3)$$

Thus, the effect of including an invisible width (of BSM origin) on the signal strengths is that the expected $\mu_i = 1$ in the SM is modified to an expectation of $\mu_i = 1 - \text{Br}_{\text{inv}}$. We fit for the parameter Br_{inv} assuming a SM Higgs with a total SM width Γ_{SM} and a particular Higgs mass. The resulting χ^2 as a function of Br_{inv} is shown in figure 1. Interestingly, we find that the global χ^2 is minimized for a non-zero value of Br_{inv} .⁵ An inspection of the data used for $m_h = 124 \text{ GeV}$ (see the appendix) reveals $h \rightarrow \gamma\gamma$ (ATLAS) and $h \rightarrow WW$ (ATLAS and Tevatron) as the channels that most favor a nonzero value of Br_{inv} , while $h \rightarrow ZZ$ (ATLAS), $h \rightarrow \gamma\gamma$ (CMS) and $h \rightarrow b\bar{b}$ (Tevatron) are the channels which tend to drive $\text{Br}_{\text{inv}} \rightarrow 0$. This result also demonstrates that, despite a suggestive hint in the data for a Higgs like scalar resonance, Br_{inv} remains essentially unconstrained for the SM Higgs in the current data set. The allowed values are $\text{Br}_{\text{inv}} < 0.37(0.64)$ at 68(95)% CL respectively for $m_h = 124 \text{ GeV}$, and $\text{Br}_{\text{inv}} < 0.39(0.65)$ for $m_h = 125 \text{ GeV}$. If the $\text{Br}_{\text{inv}}^{\min} > 0$ result (statistically marginal at this time) is confirmed by the future data set, and the Higgs is discovered, future global fits of this form could be the first evidence of the Higgs coupling to new states.

It is instructive to look more closely at the χ^2 fit to all channels we have performed rewriting eq. (2.2) as

$$\chi^2(\mu) = \frac{(\mu - \hat{\mu}_c)^2}{\sigma_c^2} + \left[\sum_{i=1}^{N_{ch}} \frac{\hat{\mu}_i^2}{\sigma_i^2} - \frac{\hat{\mu}_c^2}{\sigma_c^2} \right], \quad (2.4)$$

where we have introduced the combined variables

$$\frac{1}{\sigma_c^2} = \sum_i^{N_{ch}} \frac{1}{\sigma_i^2}, \quad \frac{\hat{\mu}_c}{\sigma_c^2} = \sum_i^{N_{ch}} \frac{\hat{\mu}_i}{\sigma_i^2}. \quad (2.5)$$

⁴In later sections, we examine the effect of contact interactions (that could be due to new states in a BSM sector) on our conclusions and method. In this section, we are essentially assuming the case of new states that are not charged under the SM group, coupling primarily to the SM through the SM gauge singlet operator $H^\dagger H$.

⁵Comparison of our results with those of ref. [21], which finds that a related global χ^2 is minimized for $\text{Br}_{\text{inv}} < 0$, is not straightforward. For the results presented in this paper we use the $\hat{\mu}_i$ (and errors) as reported by the experimental collaborations. The results in ref. [21] are based on $\hat{\mu}_i$ constructed from reported and expected CL limits that only approximate the experimentally reported $\hat{\mu}_i$, apparently introducing a distortion in the data (and associated errors) that affect the final conclusions. Of course, due to the large experimental errors at this time, the 95% CL range is wide in our results and in ref. [21].

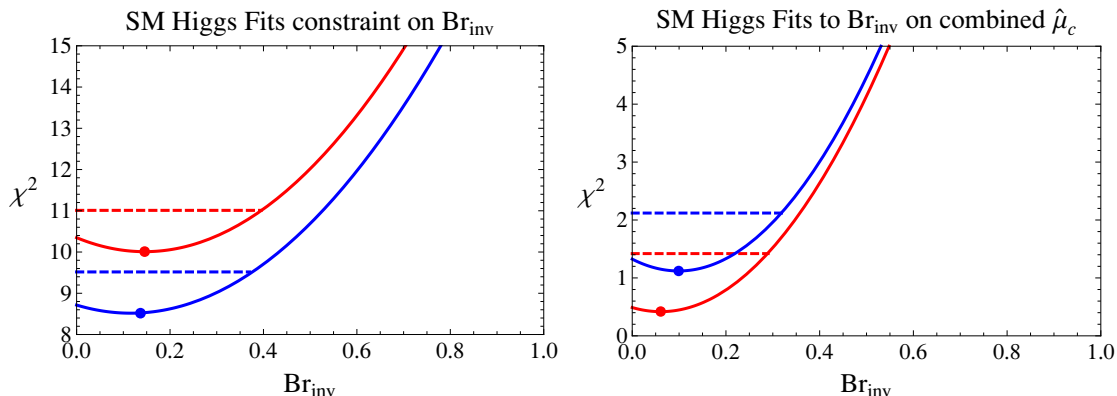


Figure 1. Global fit to the best-fit signal strength parameters in SM Higgs searches as supplied by the four experiments for individual channels (left) and for their combinations (right). These results are based on post Moriond 2012 data (see the appendix and table I) when an invisible width is added to the SM as a free parameter. Left: The red (upper) solid curve is for $m_h = 125$ GeV; the blue (lower) solid curve is for $m_h = 124$ GeV. The one sigma region defined with the CDF for a one parameter fit is given by the horizontal dashed lines in each case and the best fit points are given by $(m_h, \text{Br}_{\text{inv}}) = (124, 0.12), (125, 0.15)$. Right: The red (lower) solid curve is for $m_h = 125$ GeV; the blue (upper) solid curve is for $m_h = 124$ GeV. Now the best fit points are given by $(m_h, \text{Br}_{\text{inv}}) = (124, 0.10), (125, 0.06)$. Comparing these results gives a sense of the effect of neglected correlations amongst the individual signal channels in such fits.

Note that eq. (2.4) is valid if all the μ_i are equal, as is the case for the SM with an addition of Br_{inv} . This decomposition illuminates what our analysis of the fit to individual channels really does. The location of the minimum of the fit, and the $N\sigma$ intervals, is controlled by the first term in eq. (2.4), which depends only on the combined parameters $\hat{\mu}_c$ and σ_c but not on the dispersion of the different $\hat{\mu}_i$'s around their average $\hat{\mu}_c$. How good the fit is, is just given by the second piece in eq. (2.4), which is simply χ^2_{min} , and does depend on how separate are the individual channel $\hat{\mu}_i$'s from $\hat{\mu}_c$. Interpreting, as we do in this paper, deviations of $\hat{\mu}$ from its SM value of 1 as a Higgs invisible width, one immediately obtains that the χ^2 is minimized (defining $\text{Br}_{\text{inv}}^{\text{min}}$) when

$$\text{Br}_{\text{inv}} = 1 - \hat{\mu}_c. \tag{2.6}$$

This also offers the alternative approach of bypassing the individual channel analysis and using directly the $\hat{\mu}_c$ values reported by the experiments in table 1. We can use this data to do the χ^2 fit as the effect of Br_{inv} on the signal strengths is a common multiplicative correction.

These results lead to the combined values $\hat{\mu}_c = 0.9, \sigma_c = 0.22$ ($\hat{\mu}_c = 0.94, \sigma_c = 0.23$) for $m_h = 124$ (125) GeV. This directly translates into the best fit results $\text{Br}_{\text{inv}}^{\text{min}} = 0.09 \pm 0.22$ (0.06 ± 0.23) for $m_h = 124$ (125) GeV (with the 95% CL limit $\text{Br}_{\text{inv}} \leq 0.54$ (0.52)). Comparing the best fit value with the results of our previous analysis in terms of the individual channels: $\hat{\mu}_c$ are 0.88 (0.85) for $m_h = 124, (125)$ GeV. The results of the two fits, to the individual and to the combined $\hat{\mu}$'s are consistent within the quoted errors, indicating that neglected correlation effects in the individual signal channel fits do not dramatically

Experiments	$\hat{\mu}_c, m_h = 124$	$\sigma_c, m_h = 124$	$\hat{\mu}_c, m_h = 125$	$\sigma_c, m_h = 125$
CMS [22]	0.98	0.30	0.94	0.32
ATLAS [22]	0.61	0.38	0.81	0.38
CDF&DØ [24]	1.31	0.60	1.28	0.62

Table 1. Combined signal strengths and errors from ATLAS, CMS and the Tevatron collaborations. Here we quote \pm symmetric 1σ errors.

change the fit results we will show. The slight preference for a nonzero invisible width is driven by ATLAS data at this time.

2.1 Global PDF approach to discovering Br_{inv} in the SM

The χ^2 approach we have discussed can be justified on the basis of a more detailed analysis that makes use of the combination of the PDF's for all sensitive Higgs search channels. To the extent that these PDF's are well described by Gaussian distributions, both approaches are basically equivalent in terms of the discovery reach afforded. The combined PDF approach however has a more direct physical interpretation and makes clearer the expected experimental sensitivity required to discover or bound Br_{inv} . Moreover, this treatment is more powerful as it could also capture possible deviations from simple Gaussian shapes. On the other hand, the χ^2 fit is useful to determine if a reduction in Higgs signal yields in all channels is really universal and leads to a value of χ^2_{min} indicating a good fit, and is very convenient for taking into account the effect of imposing EWPD constraints. In this section, we will discuss global searches from the global PDF perspective, discussing the relationship between the errors in $\hat{\mu}_i$ and the discovery reach (or exclusion prospects) for Br_{inv} with such an approach.

As in the previous χ^2 analysis, the key point to the power of global searches is the fact that,⁶ in the presence of Br_{inv} , the expected measured values of the strength of the signal with respect to pure SM expectations are modified as $(\mu_i = 1) \rightarrow (\mu_i = 1 - Br_{inv})$. Due to this, one can construct a global PDF (combining the PDF's of individual channels) sensitive to this shift in the signal strengths which aids in experimentally distinguishing $Br_{inv} \neq 0$ from the SM case $Br_{inv} = 0$. As in ref. [9], we will assume that the PDF for each μ_i reported by the experimental collaborations can be approximated by Gaussian distributions

$$pdf_i(\mu, \hat{\mu}_i, \sigma_i) \approx e^{-(\mu - \hat{\mu}_i)^2 / (2\sigma_i^2)}, \tag{2.7}$$

with one sigma error σ_i , and best fit value $\hat{\mu}_i$ for the signal channels i . This is the case (especially for μ near $\hat{\mu}_i$) as long as the number of events is large, $> O(10)$ events, [9] and systematic errors are subdominant. Using experimentally reported $\hat{\mu}_i$ and σ_i is the best and simplest way of approximating the likelihoods in the neighbourhood of $\hat{\mu}_i$. Experimental information on the 95% CL exclusion limits on μ_i give additional information on the PDF's up to higher values of μ and allow one to identify channels for which there are non-Gaussian

⁶In the absence of an indirect impact of new states on production or decay of the Higgs through induced operators.

tails. In such channels, using exclusion limits to extract the $\hat{\mu}_i$ (as done in ref. [21]) will tend to overestimate the $\hat{\mu}_i$. This would subsequently bias an extracted value of Br_{inv} based on such constructed $\hat{\mu}_i$.

A global combination of all the visible channels PDF's, where every PDF is approximated as above, is obtained as a product of the $pdf_i(\mu)$ (where $i = 1 \dots N_{ch}$) and it is also approximately Gaussian

$$pdf(\mu, \hat{\mu}_c, \sigma_c) \propto \prod_i^{N_{ch}} pdf_i(\mu, \hat{\mu}_i, \sigma_i) = \mathcal{N}_c e^{-(\mu - \hat{\mu}_c)^2 / (2\sigma_c^2)} \quad (2.8)$$

where σ_c and $\hat{\mu}_c$ are defined in eq. (2.5) and

$$\mathcal{N}_c = \sqrt{\frac{2}{\pi \sigma_c^2}} \frac{1}{1 + \text{Erf}(\hat{\mu}_c / \sqrt{2} \sigma_c)}. \quad (2.9)$$

Here we have normalized with the condition $\int_0^\infty pdf(\mu, \hat{\mu}_c, \sigma_c) d\mu = 1$ and Erf is the standard error function. In the limit where $\sigma_i \approx \sigma$, and correlations are neglected, one has the simple approximation $\sigma_c \approx \sigma / \sqrt{N_{ch}}$. By combining all of the N_{ch} visible channels, the distinguishability of $\text{Br}_{\text{inv}} > 0$ from alternative hypotheses (like pure background, or pure SM) is improved due to this $\sim 1/\sqrt{N_{ch}}$ suppression of σ_c compared to an individual visible signal channel's σ_i . Assuming that with sufficient data the measured $\hat{\mu}_c$ converges to the theoretically expected $\mu_c = 1 - \text{Br}_{\text{inv}}$, by constructing a combined PDF one can determine the value of σ_c required to have the possibility to statistically pinpoint the presence of $\text{Br}_{\text{inv}} \neq 0$.

To find evidence of a nonzero Br_{inv} one has to be able to distinguish the $\text{Br}_{\text{inv}} > 0$ hypothesis (dubbed SMinv) from the SM Higgs hypothesis with $\text{Br}_{\text{inv}} = 0$, and discern this case from the background-only hypothesis. We use the same approach used routinely in experimental analyses to estimate the significance of a signal excess in the data, which quantifies how unlikely such an excess would be if interpreted as an upward fluctuation of the background. One defines a p -value for the background-only hypothesis as

$$p_{\text{back}} = \int_{\hat{\mu}_c}^\infty pdf_b(\mu, \sigma_c) d\mu, \quad (2.10)$$

where the background probability density function (or likelihood) is approximately a Gaussian centered at $\mu = 0$ (as $n_{\text{obs}} = n_b$) with some globally combined 1-standard deviation spread (σ_c) that results from the combination of N_{ch} different channels each with an individual σ_i :⁷

$$pdf_b(\mu, \sigma_c) \approx \prod_{i=1}^{N_{ch}} e^{-\mu^2 / (2\sigma_i^2)} \approx e^{-\mu^2 / (2\sigma_c^2)}. \quad (2.11)$$

For the i^{th} channel, with an expected number of background events $n_{b,i}$ and an expected number of signal events (in the SM) $n_{s,i}^{\text{SM}}$ one has $\sigma_i = \sqrt{n_{b,i} / n_{s,i}^{\text{SM}}}$ (neglecting systematic

⁷The overall normalization of $pdf_b(\mu, \sigma)$ can be fixed by $\int_0^\infty pdf_b(\mu, \sigma) = 1/2$, which follows from $\int_{-\infty}^\infty pdf_b(\mu, \sigma) = 1$. Note that negative μ in pdf_b have a physical interpretation in terms of downward fluctuations of the background.

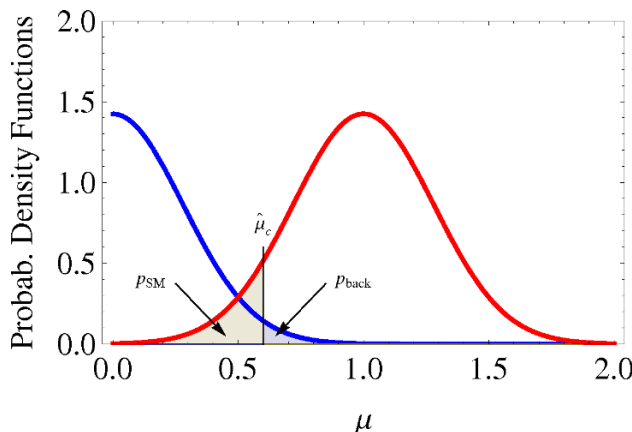


Figure 2. Illustration of the probability density functions for the background-only (blue curve on the left) and SM (red curve on the right) and corresponding p -values for a hypothetical $\hat{\mu}_c = 0.6$.

effects). Again, in the limit where all σ_i are comparable, and correlations are neglected, one has the simple scaling $\sigma_c \approx \sigma_i / \sqrt{N_{ch}}$. A p_{back} -value as small as that corresponding to a 5σ fluctuation will be required to claim Higgs discovery.⁸ See figure 2 for an illustration of the definition of the background p -value.

Besides having a small enough p_{back} for a Higgs discovery, to claim evidence for $\text{Br}_{inv} > 0$ we should be able to discard also the pure SM hypothesis (with $\text{Br}_{inv} = 0$), as a downward fluctuation in the signal yield could be misinterpreted as $\text{Br}_{inv} > 0$. We proceed exactly as before and construct the global PDF for the SM hypothesis as a Gaussian centred at the SM value $\mu = 1$:

$$pdf_{SM}(\mu, \sigma_c) \propto \prod_{i=1}^{N_{ch}} e^{-(\mu-1)^2/(2\sigma_i^2)} = \mathcal{N}_{SM} e^{-(\mu-1)^2/(2\sigma_c^2)}. \quad (2.12)$$

Here \mathcal{N}_{SM} is implicitly defined by the condition

$$\int_0^\infty pdf_{SM}(\mu, \sigma_c) d\mu = 1. \quad (2.13)$$

Also, neglecting systematic effects, $\sigma_i = \sqrt{n_{b,i} + n_{s,i}^{SM}/n_{s,i}^{SM}}$. For $n_{s,i}^{SM} \ll n_{b,i}$ this is the same σ_i as in eq. (2.11) so that we use the same notation for both. We then compute the p -value associated with the pure SM hypothesis as

$$p_{SM} = \int_0^{\hat{\mu}_c} pdf_{SM}(\mu, \sigma_c) d\mu. \quad (2.14)$$

See figure 2 for an illustration.

Claiming evidence for $\text{Br}_{inv} > 0$ requires having simultaneously a small p_{back} and p_{SM} . In order to quantify this, notice that $p_{back} \leq p_N$ requires $\hat{\mu}_c \geq N \sigma_c$ while $p_{SM} \leq p_N$ leads to $1 - \hat{\mu}_c \geq N \sigma_c$. Using $\hat{\mu}_c = 1 - \text{Br}_{inv}$, we can obtain, as a function of Br_{inv} , how small

⁸The p -value corresponding to an $N\sigma$ fluctuation is $p_N = [1 - \text{Erf}(N/\sqrt{2})]/2$. One has $p_5 = 2.87 \times 10^{-7}$.

σ_c (the precision in the measurement of $\hat{\mu}_c$) is required to be for a $N\sigma$ evidence of nonzero Higgs invisible width. For reference, combining fifteen currently reported signal strengths from ATLAS, CMS, CDF and DØ, while neglecting correlations, one finds $\sigma_c \simeq 0.3$ for $m_h = 124 \text{ GeV}$. We estimate the current values of σ_c per experiment as $\sigma_{c,\text{ATLAS}} \simeq 0.5$, $\sigma_{c,\text{CMS}} \simeq 0.4$ and $\sigma_{c,\text{Tevatron}} \simeq 0.6$ by combining the individual channels reported in the appendix experiment by experiment (while neglecting correlations) using eq. (2.5). This compares well to the combined $\hat{\mu}_c$ reported by the experimental collaborations in table 1. Figure 3, left plot, shows the p -values for both hypothesis for a Br_{inv} measurement with certain precision σ_c , chosen for illustration at around its current value ~ 0.3 and future values $\sigma_c = 0.15$ and 0.05 . As expected, claiming evidence for $\text{Br}_{\text{inv}} > 0$ will be easier for $\text{Br}_{\text{inv}} \sim 0.5$ and will be facilitated by a reduction in σ_c . With the current value, the plot also shows that the weak indication of $\text{Br}_{\text{inv}} \sim 0.12$ is perfectly compatible with a downward fluctuation of a SM-like Higgs, and even compatible with a background upward fluctuation at $\sim 3\sigma$. Figure 3 (right), shows the required precision σ_c for 1σ to 5σ evidence of nonzero invisible width. As expected, the ability to find evidence of a nonzero Br_{inv} degrades for small values of this parameter, when it is harder to disentangle SM_{inv} from the SM and also for $\text{Br}_{\text{inv}} \rightarrow 1$, when it is hard to discern a small signal over background.⁹ As $\sigma_i = \sqrt{n_{b,i}/n_{s,i}^{\text{SM}}}$, with more luminosity the statistical component of σ_c will scale down with $\sim 1/\sqrt{\mathcal{L}}$ (so that the plotted $1/\sigma_c^2$ increases linearly with \mathcal{L}). As an example, assuming this scaling of σ_c , and that the best fit value of $\text{Br}_{\text{inv}} = 0.12$ obtained in the global fit is the true value, this indicates that accumulated signal events should be increased (compared to the current data set) by a factor of $\approx 25(100)$ to reach $2(4)\sigma$ evidence of this Br_{inv} .

At the end of the current LHC run it is expected that the accumulated luminosity will be enough to reach the level required for a 5σ SM Higgs discovery per experiment. This means that both $\sigma_{c,\text{ATLAS}}$ and $\sigma_{c,\text{CMS}}$ will be down to ~ 0.2 or lower. (This expectation is consistent with recent public statements by CMS and ATLAS, see ref. [22].) Taking such values for these quantities, and combining with the current $\sigma_{c,\text{Tevatron}}$, we arrive at $\sigma_c \simeq 0.15$ (half the current value) as a reasonable number to expect by the end of the year.

2.2 Bounding Br_{inv} in the SM

With the measured overall $\hat{\mu}_c$, known with some error σ_c , we can also set 95% CL limits on Br_{inv} . For this purpose one can use the overall PDF (from the combination of all Higgs search channels) for the signal strength parameter, which we again approximate by a Gaussian centred at $\hat{\mu}_c$ with standard deviation σ_c . As we will interpret $\hat{\mu}_c < 1$ as coming from a nonzero Br_{inv} we restrict now μ to the interval $(0, 1)$ and normalize the combined PDF accordingly, i.e. $\int_0^1 pdf(\mu) d\mu = 1$. Then we determine a 95% CL interval (μ_{L1}, μ_{L2})

⁹We have numerically cross checked the relationship between sensitivity to Br_{inv} and σ_c shown in the p -value results with another simple test based directly on the lack of overlap of global PDF's. Introducing a PDF for the background only scenario, a SM PDF, and a test theory PDF, simply insisting that the N sigma allowed μ in the test theory PDF lies outside of the N sigma allowed regions of the other two PDF's, one finds a similar sensitivity to what is indicated for a $2N\sigma$ evidence for a common Br_{inv} in the p -value test.

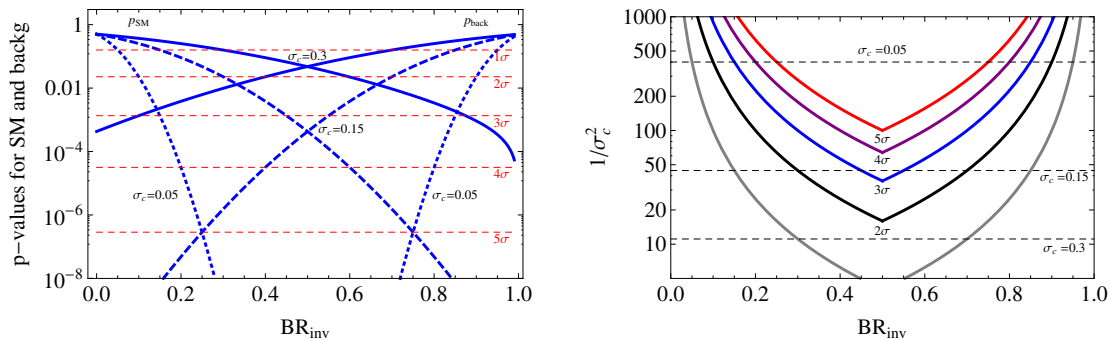


Figure 3. Left: p -values for SM and background-only hypotheses (negative and positive-slope lines respectively) vs BR_{inv} for several values of the 1σ error σ_c on $\hat{\mu}$: its current value $\sigma_c = 0.3$ (solid); half of it, $\sigma_c = 0.15$, expected to be reached at the end of this year (dashed); and a future value $\sigma_c = 0.05$ (dotted). The red dashed horizontal lines show the p -values corresponding to significances from 1σ to 5σ 's. Right: σ_c (plotted as $1/\sigma_c^2$) required to pinpoint a non-zero BR_{inv} with a significance from 1 to 5 σ (curves from lower gray to upper red). The precise condition imposed is that, for a given $\hat{\mu}_c = 1 - \text{BR}_{\text{inv}}$, both p_{back} and p_{SM} (with $\text{BR}_{\text{inv}} = 0$) are smaller than those corresponding to fluctuations from 1σ to 5σ . The horizontal dashed lines show again the values $\sigma_c \simeq 0.3, 0.15$ and 0.05 .

around $\hat{\mu}_c$ such that

$$\int_{\mu_{L1}}^{\mu_{L2}} pdf(\mu) d\mu = 0.95, \quad (2.15)$$

imposing the condition that the interval is centred at $\hat{\mu}_c$ if $\mu_{L1} > 0$ and $\mu_{L2} < 1$. Otherwise one fixes $\mu_{L1} = 0$ or $\mu_{L2} = 1$. From this interval we derive a 95% CL allowed band for BR_{inv} as

$$1 - \mu_{L2} < \text{BR}_{\text{inv}} < 1 - \mu_{L1}. \quad (2.16)$$

One can also place a comparable bound in the context of a χ^2 fit that is given by

$$\text{Max}[1 - \hat{\mu}_c - 2\sigma_c, 0] < \text{BR}_{\text{inv}} < \text{Min}[1 - \hat{\mu}_c + 2\sigma_c, 1]. \quad (2.17)$$

The sensitivity of this χ^2 -based bound is expected to be equivalent to the sensitivity to BR_{inv} in the PDF test in the Gaussian limit. Figure 4 shows the sensitivity band, as a function of $\hat{\mu}_c$ for the PDF test, for several values of its error σ_c : the current one ($\sigma_c = 0.3$); the combined error expected when both ATLAS and CMS accumulate enough data for a 5σ Higgs discovery per experiment over this year ($\sigma_c = 0.15$), with the 95% CL excluded region shaded; and with a future error value down to $\sigma_c = 0.05$. As expected, if $\hat{\mu}_c$ is small this requires a large invisible width and a lower limit on BR_{inv} can be set while, if $\hat{\mu}_c$ is closer to 1, then only an upper limit on BR_{inv} can be derived. For intermediate values of $\hat{\mu}_c$ a “measurement” of BR_{inv} would be possible. The plot shows that the error in the determination of the true value of BR_{inv} (along the diagonal) is approximately $2\sigma_c$. Note that for $\text{BR}_{\text{inv}} \rightarrow 0$ or 1, the corresponding values of $\hat{\mu}_c$ themselves require smaller σ_c than for moderate values of $\hat{\mu}_c$ to reach a discovery. Thus if a discovery is actually made in these cases, any corresponding BR_{inv} will be simultaneously more accurately known than for the $\hat{\mu}_c \sim 0.5$ case.

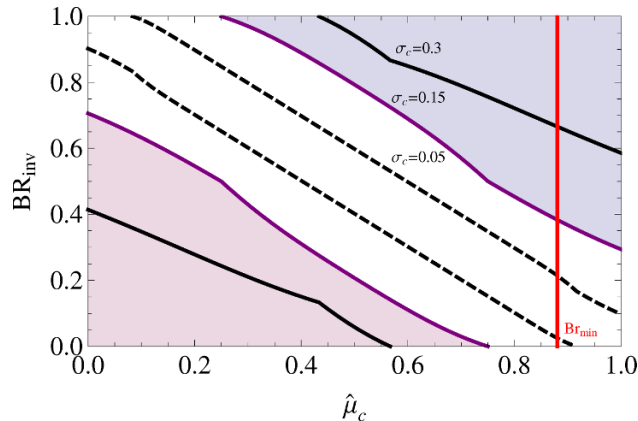


Figure 4. 95% CL exclusion limits for Br_{inv} as a function of the observed $\hat{\mu}_c$ for several values of its error σ_c : the current one ($\sigma_c = 0.3$); the combined error that is estimated to be reached by both ATLAS and CMS at the end of the year ($\sigma_c = 0.15$), with the 95% CL excluded region shaded; and with a future $\sigma_c = 0.05$. A red vertical solid line indicates the current value of Br_{inv} obtained for $m_h = 124 \text{ GeV}$. The 95% CL limit for $m_h = 124 \text{ GeV}$ obtained directly from the χ^2 fit (< 0.64) is consistent with the PDF test results shown.

Finally, in figure 5 we translate the best-fit value $\hat{\mu}_c$ obtained by combining the $\hat{\mu}_c$ results of ATLAS, CMS and the Tevatron into a best-fit value for the Br_{inv} (using $\hat{\mu}_c = 1 - \text{Br}_{\text{inv}}$) as a function of m_h .¹⁰ The left plot shows the current situation, with a best-fit $\text{Br}_{\text{inv}} > 0$ for the interesting Higgs mass range $m_h \sim 124 \text{ GeV}$, which is in any case perfectly compatible with a zero value. The larger values of Br_{inv} for other Higgs masses are also not statistically significant because they correspond to values of either p_{SM} or p_{back} not particularly small (for reference, $p_{\text{SM}} < p_{2\sigma}$ only above the lower dashed line, while $p_{\text{back}} < p_{2\sigma}$ only below the upper dashed line). This can change with higher energy/luminosity and the right plot shows a hypothetical future situation with nonzero Higgs invisible width after collection of more data (such that the current $\sigma_c \sim 0.3$ used in the left plot is reduced by a factor 5). Besides a hypothetical curve with the best value for Br_{inv} , the plot also shows the regions of parameter space for which p_{SM} and p_{back} are below 5σ , illustrating how such an analysis could claim indirect evidence for $\text{Br}_{\text{inv}} \neq 0$.

3 Robustness of global fits to extract Br_{inv}

In the previous section we have examined the prospects for bounding or discovering Br_{inv} for the Higgs in BSM scenarios where new physics primarily couples to the dimension two scalar mass operator. In this section, we will examine how robust these conclusions are when a scalar resonance that has only approximately SM Higgs properties is involved in EWSB. First we will consider in section 3.1 the case of a minimal effective chiral EW Lagrangian with a non-linear realization of $\text{SU}(2)_L \times \text{U}(1)_Y$ and a light scalar resonance. This scenario is most easily interpreted in composite Higgs scenarios and introduces parameters (a, c)

¹⁰See also ref. [23] for a recent analysis (on older data) with a similar reinterpretation of the data as in figure 5 (left).

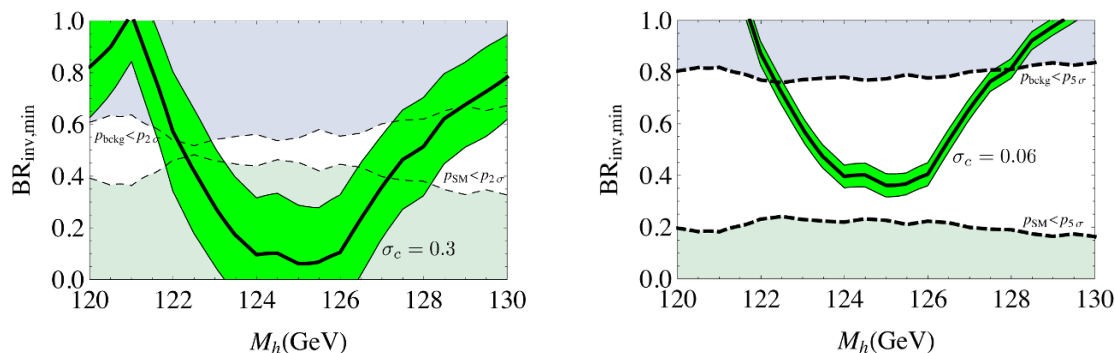


Figure 5. Left: Current status of the experimental situation concerning Br_{inv} , extracted from combining the $\hat{\mu}_c$ values reported by ATLAS, CMS and the Tevatron, and interpreting deviations from $\hat{\mu}_c = 1$ as coming from an invisible Higgs width. Above the lower dashed line $p_{\text{SM}} < p_{2\sigma}$; below the upper dashed line, $p_{\text{back}} < p_{2\sigma}$, so that no strong evidence for a nonzero value of Br_{inv} is possible at this time. Right: Same as left, in a hypothetical future situation (the solid curve is obtained from the left figure data series by shifting the data series to larger values of Br_{inv} and reducing the error) assuming a factor 5 improvement in the precision with which the combined $\hat{\mu}_c$ could be measured compared to current data. The dashed lines correspond now to p-values equal to $p_{5\sigma}$, so that finding 5σ evidence for a nonzero Br_{inv} would be possible in the white region between both lines.

for the unknown coupling of a scalar resonance to the gauge and fermion fields of the SM, with the SM case corresponding to $(a = 1, c = 1)$. (See refs. [25–27]). The obvious problem one faces in this case is how to determine if a universal reduction in signal yields is due to a nonzero Br_{inv} or to a uniform reduction of the Higgs couplings involved in the search channels (i.e., $a = c < 1$).

The robustness of global fits for Br_{inv} in the presence of unknown higher dimensional operators is also important to determine. In section 2, when considering the effects of Br_{inv} on the SM Higgs, it was assumed that all new light states are essentially not charged under $\text{SU}(3)_c \times \text{SU}(2)_L \times \text{U}(1)_Y$, so that only Higgs decay (but not Higgs production) was affected, due to invisible decays to those states. When this assumption is relaxed, one can consider BSM scenarios in which, besides the light SM singlets leading to Br_{inv} , heavier new states [charged under $\text{SU}(3)_c \times \text{SU}(2)_L \times \text{U}(1)_Y$] leave their trace in the low-energy effective theory through higher dimensional operators. In that case, it is important to examine the interplay of the effects of such higher dimensional operators on Higgs production and the effect of the light singlet states on Br_{inv} in global fits. We study this question in section 3.4.

3.1 Global fits to a non-SM scalar resonance and extracting Br_{inv}

In this section, we consider the more general case, consistent with the current data set, of a minimal effective chiral EW Lagrangian with a non-linear realization of $\text{SU}(2) \times \text{U}(1)_Y$ and a light scalar resonance, denoted as h . Such a theory includes the Goldstone bosons associated with the breaking of the weakly gauged $\text{SU}(2)_L \times \text{U}(1)_Y$ (which is a subgroup of $\text{SU}(2)_L \times \text{SU}(2)_R$) and the SM field content. This theory is the minimal effective theory of a light scalar degree of freedom that can have the experimentally supported pattern of

MFV flavour breaking as in the SM, and respect custodial symmetry — $SU(2)_c$, while the W and Z are massive. (See ref. [28] for an analysis of the LHC data relaxing the $SU(2)_c$ assumption.) The Goldstone bosons are denoted by π^a , where $a = 1, 2, 3$, and are grouped as

$$\Sigma(x) = e^{i\sigma_a \pi^a/v}, \tag{3.1}$$

with $v = 246 \text{ GeV}$ and σ_a the Pauli matrices. The $\Sigma(x)$ field transforms linearly under $SU(2)_L \times SU(2)_R$ as $\Sigma(x) \rightarrow L \Sigma(x) R^\dagger$ where L, R indicate the transformation on the left and right under $SU(2)_L$ and $SU(2)_R$, respectively, while $SU(2)_c$ is the diagonal subgroup of $SU(2)_L \times SU(2)_R$, under which the scalar h transforms as a singlet. The leading terms in the derivative expansion of such a theory are given by [25–27, 29]

$$\begin{aligned} \mathcal{L} = & \frac{1}{2}(\partial_\mu h)^2 + \frac{v^2}{4} \text{Tr}(D_\mu \Sigma^\dagger D^\mu \Sigma) \left[1 + 2a \frac{h}{v} \right] \\ & - \frac{v}{\sqrt{2}} (\bar{u}_L^i \bar{d}_L^j) \Sigma \left[1 + c \frac{h}{v} \right] \begin{pmatrix} y_{ij}^u u_R^j \\ y_{ij}^d d_R^j \end{pmatrix} + h.c. + \dots \end{aligned} \tag{3.2}$$

Here we have neglected potential terms that are not relevant for the fits we will perform. Fitting the current data in such a theory has been recently explored in the literature [9, 10]. Note that the SM Higgs is a special case of this theory, and corresponds to a linear completion (h becomes part of a linear multiplet) of this non-linear sigma model, with $a = c = 1$.

3.2 Imposing EWPD

It is useful to consider fitting to EWPD simultaneously with the global data to obtain a more constrained parameter space in this effective theory.¹¹ In EWPD analyses, the corrections to the gauge boson propagators in this effective Lagrangian can be expressed in terms of shifts of the oblique parameters S and T [30–35] given by

$$\Delta S \approx \frac{-(1-a^2)}{6\pi} \log\left(\frac{m_h}{\Lambda}\right), \quad \Delta T \approx \frac{3(1-a^2)}{8\pi \cos^2 \theta_W} \log\left(\frac{m_h}{\Lambda}\right). \tag{3.3}$$

These equations are approximate in that the numerical coefficient is determined from the logarithmic large m_h dependence of S, T given in ref. [33]. Here we have introduced a Euclidean momentum cut-off scale Λ , which approximately represents the mass of new states that are required to cut-off the growth in the longitudinal gauge boson scattering. In a full calculation, with all degrees of freedom, the cut-off scale will cancel. The degree to which this Euclidean cut-off properly captures the UV regularization of these integrals by new states not included in the effective theory is model dependent. We assume that the UV completion of the effective Lagrangian is such that directly treating this cut-off scale as a proxy for a heavy mass scale integrated out is valid, i.e. that further arbitrary parameters rescaling the cut-off scale terms need not be introduced. The cut-off scale is chosen to be $\Lambda = 4\pi v/|\sqrt{1-a^2}|$ for $a \neq 1$.

¹¹In fact, we will find in subsequent sections that marginalization over multiple parameters in the three dimensional fit space including EWPD is required to obtain a residual χ^2 distribution that is not flat.

For EWPD we use the results of the *Gfitter* collaboration [36] for $m_h = 120$ GeV,

$$S = 0.04 \pm 0.10, \quad T = 0.05 \pm 0.11, \quad U = 0.08 \pm 0.11, \quad (3.4)$$

and the correlation coefficient matrix is given by

$$C = \begin{pmatrix} 1 & 0.89 & -0.45 \\ 0.89 & 1 & -0.69 \\ -0.45 & -0.69 & 1 \end{pmatrix}. \quad (3.5)$$

We shift these results to having the input $m_h = 124$ GeV using the one-loop contribution of the SM Higgs field to S and T. This numerical shift is $\lesssim 10^{-2}$. There is a strong preference for $a \simeq 1$ in a global fit due to EWPD, i.e the SM mechanism of mass generation of the W^\pm and Z is strongly preferred in minimal scenarios where EWPD can be directly interpreted to dictate the value of a . When EWPD is imposed one has a bias in the fit space so that $a > 1$, but this should not be over-interpreted. This bias could in principle be a hint for the existence of other states in EWPD, but this possibility cannot be disentangled from cut-off scale effects without further experimental and theoretical input. We conservatively consider this bias to be simply a numerical artifact of our cut-off procedure.

Interestingly, EWPD offers a handle to disentangling the degeneracy between $a = c < 1$ and the presence of Br_{inv} : $a \neq 1$ has a direct impact on EWPD, while the new singlet states (into which the Higgs can decay invisibly) can have no impact on EWPD. In any case, the possibility of such degeneracy implies that further cross-checks of $\text{Br}_{\text{inv}} > 0$ would be needed to confirm an eventual indirect evidence coming from the global tests discussed in the last section. Directly confirming such indirect evidence for Br_{inv} is best accomplished in more traditional studies of experimental sensitivity to Br_{inv} based on the kinematics of Higgs decay products. We discuss prospects for such a direct confirmation in section 4.

3.3 Marginalizing/fixing parameters

First, consider the case of fixing or marginalizing over one of the parameters $(a, c, \text{Br}_{\text{inv}})$,¹² to examine the robustness of our global fit results when $\text{Br}_{\text{inv}} = 0$ is assumed, as in ref. [10]. Fits with various Br_{inv} as an input value are shown in figure 6. We find that, when EWPD constraints are incorporated into the fit, the $c < 0$ minimum of the χ^2 is preferred for larger values of Br_{inv} . This is easy to understand, as $\text{Br}(h \rightarrow \gamma\gamma)$ depends on the interference of fermion and gauge boson loops with an interference term $\propto -ac$. As the invisible width gets larger and the expected number of events in $\gamma\gamma$ final states decreases, negative values of c allow (by constructive interference) the number of $\gamma\gamma$ events to be larger and more consistent with the data which show an excess in a number of $\gamma\gamma$ subchannels. It is interesting that this is another example where the breaking of the approximate $c \leftrightarrow -c$ symmetry in the parameter space has a physical consequence. If (relative) excesses in the signal strengths of $h \rightarrow \gamma\gamma$ became statistically significant with a larger data set, coincident

¹²In the remainder of the paper we will always choose the value $m_h = 124$ GeV as we have shown that the fit results are not strongly dependent (considering current errors) on the chosen mass (when varied in the range 124–126 GeV).

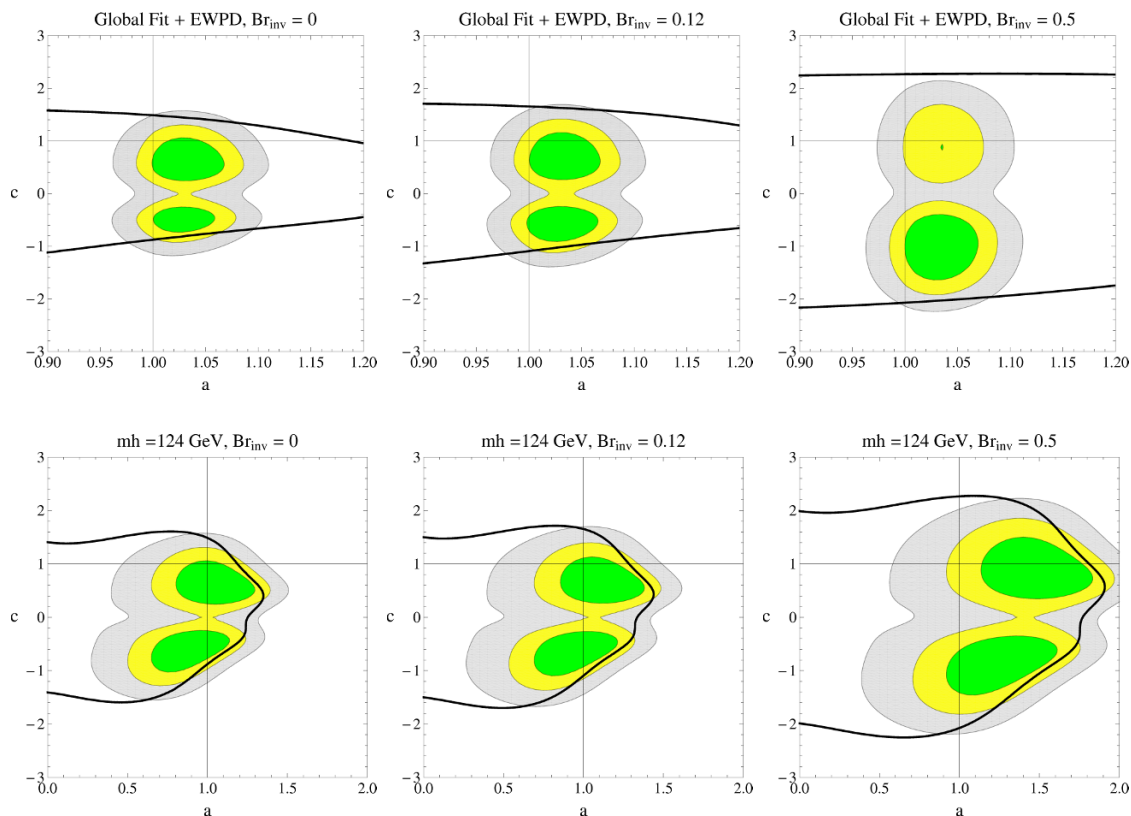


Figure 6. Global fit to best-fit signal strengths in SM Higgs searches, for various values of Br_{inv} . In the upper plots EWPD is also imposed, while in the lower plots EWPD is not included in the global fit. Here the green region is the 65% CL region defined through the CDF for a two parameter fit. The yellow region is the 90% CL region and the grey region encloses the 99% CL region. Also shown as solid black lines are the 95% exclusion regions (outside this line is excluded at 95% CL) in the parameter space using the procedure described in appendix B of ref. [10] and the data in the appendix.

with common suppressions in the other discovery channels, such a pattern of deviations can be explained with a large Br_{inv} and a negative c in the effective theory, with constraints from EWPD.

Conversely, when EWPD are not used, the allowed parameter space is shifted to larger values of a and c as Br_{inv} increases to (partially) cancel the suppression of events due to $Br_{inv} \neq 0$. More precisely, the lower plots shown in figure 6 have a simple scaling property corresponding to a dilatation from the origin in (a, c) space, relating the spaces in plot i to plot j as

$$(a_i, c_i) \sqrt{1 - Br_{inv}^i} = (a_j, c_j) \sqrt{1 - Br_{inv}^j}. \quad (3.6)$$

The constraints from EWPD on the fit space can be more easily understood by directly comparing the fit spaces as shown in figure 7 (left). Similarly, the dilatation scaling of the best fit space is illustrated in figure 7 (right) where we plot the fit space as a function of the scaling variables $(a/\sqrt{1 - Br_{inv}}, c/\sqrt{1 - Br_{inv}})$.

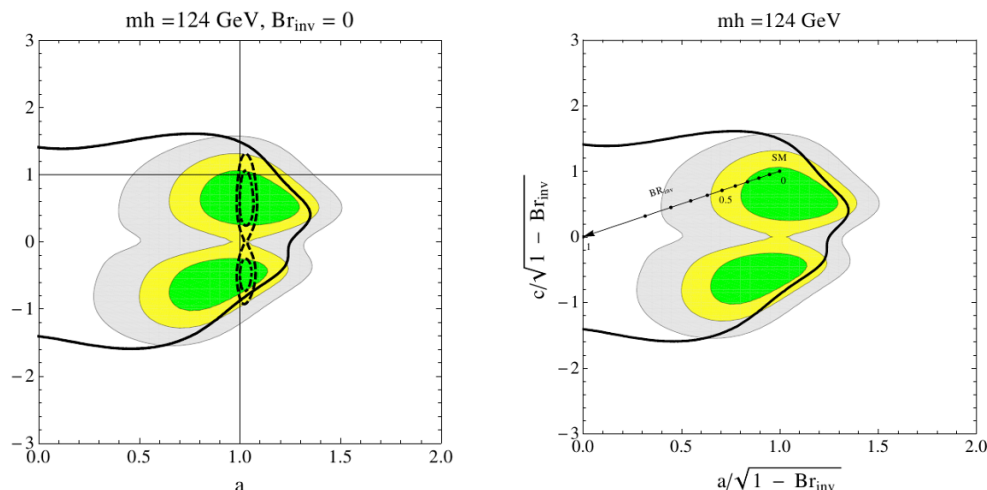


Figure 7. Allowed parameter space of (a, c) (left) comparing the fit with EWPД (dot-dashed and dashed lines for 65% and 90% CL contours) and without EWPД. The plot colour convention is the same as in previous figures with the solid black line again denoting the 95% CL exclusion limit. Shown on the right is the allowed parameter space in the scaling variables $(a/\sqrt{1 - \text{Br}_{\text{inv}}}, c/\sqrt{1 - \text{Br}_{\text{inv}}})$ with a solid line from $(1, 1)$ to $(0, 0)$ to mark the location of the SMinv point as a function of Br_{inv} . The dots on the line represent Br_{inv} from 0 to 1 in steps of 0.1 from right to left.

Now consider treating each one of the parameters $(a, c, \text{Br}_{\text{inv}})$ as a nuisance parameter in turn. Doing so we can also examine the effects of an unknown parameter on the remaining fit space. For example, in marginalizing over Br_{inv} we define a reduced χ^2 function

$$\chi^2(a, c) = \chi^2(a, c, \text{Br}_{\text{inv}}(a, c)), \quad (3.7)$$

where $\text{Br}_{\text{inv}}(a, c)$ is given by the solution of $d\chi^2(a, c, \text{Br}_{\text{inv}})/d\text{Br}_{\text{inv}} = 0$. Then the allowed parameter space is defined through the CDF for a two parameter fit, and we obtain the results in figure 8. Marginalizing over the parameters c and a we find the results shown in figure 9 and figure 10 respectively which demonstrate the correlation between the allowed Br_{inv} , and the allowed parameter space for the remaining unknown parameters. This correlation is due to the dilatation relationship shown in eq. (3.6).

Finally one can marginalize two of the free parameters simultaneously in order to obtain the residual χ^2 distribution to examine if the slight statistical preference for $\text{Br}_{\text{inv}} > 0$ persists. In this case, one must impose EWPД to avoid a flat distribution in the remaining free parameter. We find the results shown in figure 11. Of most interest is the result of marginalizing over free gauge and fermion couplings, while imposing EWPД. In this case, one finds that the global fit in this theory is now $\text{Br}_{\text{inv}} = 0$, with the 95% CL limit $\text{Br}_{\text{inv}} < 0.57$, for a scalar mass of 124 GeV. Comparing this to the SMinv result of section 2, we see that an unknown a, c can remove the slight preference for $\text{Br}_{\text{inv}} = 0$ in the current global fits when the χ^2_{min} with $c > 0$ is the global minimum. Conversely when the χ^2_{min} with $c < 0$ is chosen, the slight preference for Br_{inv} in the data set is not removed. Then the best fit is $\text{Br}_{\text{inv}} = 0.21$, with the 95% CL limit $\text{Br}_{\text{inv}} < 0.75$. This result makes clear

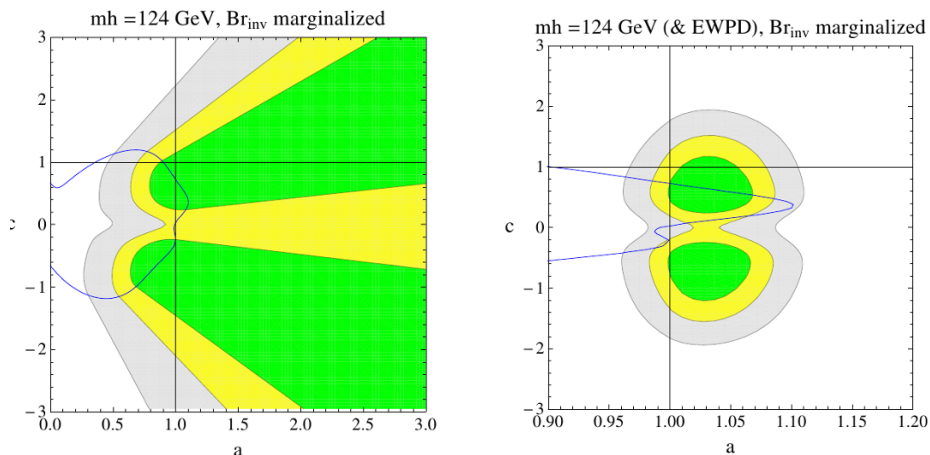


Figure 8. Allowed parameter space of (a, c) in the global fit when Br_{inv} is marginalized over, subject to the physical constraint $0 < \text{Br}_{\text{inv}} < 1$. To the left EWPD is not included in the joint fit, for the right EWPD is also included in a global χ^2 . The blue solid line delimits the parameter space where the prior condition $\text{Br}_{\text{inv}} = 0$ is satisfied (within the blue line).

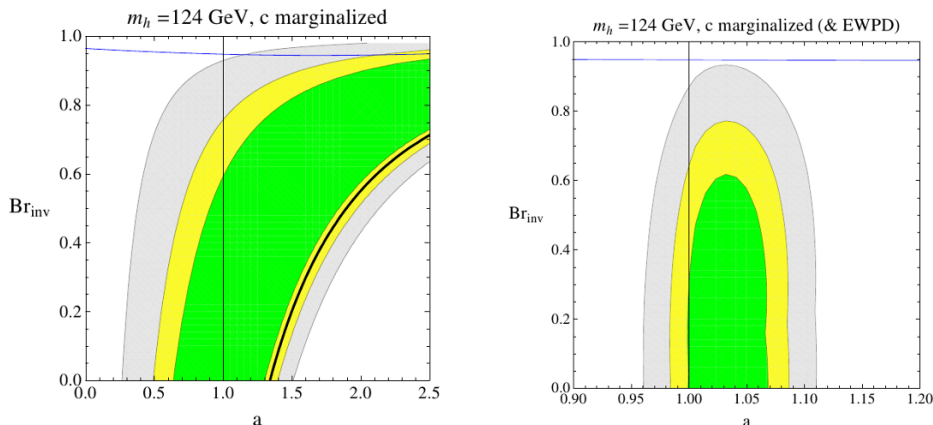


Figure 9. Allowed parameter space of $(a, \text{Br}_{\text{inv}})$ in the global fit when c is marginalized over, subject to the constraint $|c| < 3.5$. The solid blue line illustrates where this prior is saturated (above the blue line). Again, on the right (left) panel EWPD is (not) included in the global χ^2 fit. The plot colour convention is the same as in previous figures with the solid black line again denoting the 95% CL exclusion limit in the parameter space, to compare with the best fit regions.

that performing such a two dimensional marginalization over (a, c) is an important cross check to see if any evidence of $\text{Br}_{\text{inv}} \neq 0$ is robustly preferred in a future data set.

3.4 Higher dimensional operators, Br_{inv} , and the SM Higgs

It is also of interest to consider the impact of possible BSM states on Higgs production and decay, when evidence for $\text{Br}_{\text{inv}} > 0$ emerges from global fits. The exact impact of BSM states on Higgs phenomenology is model dependent. In this section, we consider the case where new states that are SM singlets lead to Br_{inv} , and other new states, that are charged under $\text{SU}(3)_c \times \text{SU}(2)_L \times \text{U}(1)_Y$, or at least a subgroup of the SM group, lead

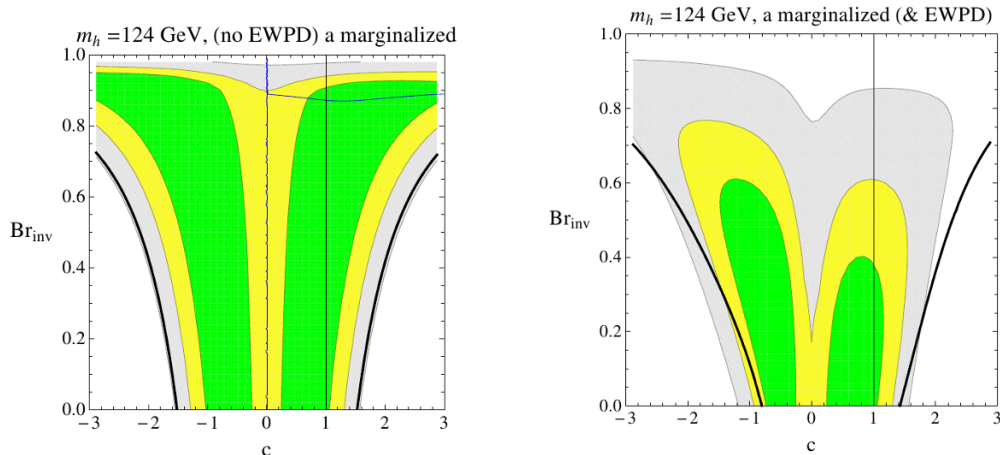


Figure 10. Allowed parameter space of $(c, \text{Br}_{\text{inv}})$ in the global fit when a is marginalized over, subject to the constraint $0 < a < 3$. The solid blue line illustrates again where the prior is saturated: above the horizontal line, $a = 3$ while, to the left of the vertical solid blue line, $a = 0$. Note that, in the right figure, the prior is never saturated as EWPD forces $a \sim 1$. Again in the right (left) panel EWPD is (not) included in the global χ^2 fit. The plot colour convention is the same as in previous figures, and the 95% CL exclusion contours are black solid lines.

to higher dimensional operators. Our aim is to examine the degree to which conclusions about Br_{inv} can be extracted from global fits in the context of unknown Wilson coefficients of the resulting higher dimensional operators.

Assuming that these BSM states do not source CP violation, the operators of interest for Higgs phenomenology (in global fits to $\hat{\mu}_i$) are given by

$$\begin{aligned} \mathcal{L}_{HD} = & -\frac{c_G g_3^2}{2\Lambda^2} H^\dagger H G_{\mu\nu}^A G^{A\mu\nu} - \frac{c_W g_2^2}{2\Lambda^2} H^\dagger H W_{\mu\nu}^a W^{a\mu\nu} - \frac{c_B g_1^2}{2\Lambda^2} H^\dagger H B_{\mu\nu} B^{\mu\nu}, \\ & -\frac{c_{WB} g_1 g_2}{2\Lambda^2} H^\dagger \tau^a H B_{\mu\nu} W^{a\mu\nu}. \end{aligned} \quad (3.8)$$

Note that g_1, g_2, g_3 are the weak hypercharge, SU(2) gauge and SU(3) gauge couplings and we are using the notation of ref. [37]. The scale Λ corresponds to the mass scale of the lightest new state that is integrated out. We are primarily interested in the effects on $\sigma_{gg \rightarrow h}$ and $\Gamma_{h \rightarrow \gamma\gamma}$ as these are loop level processes in the SM, sensitive to BSM effects. As we expect loop level contributions to these operators from the BSM states, we rescale the Wilson coefficients as $c_j = \tilde{c}_j / (16\pi^2)$ for $j = G, W, B, WB$ and fit to combinations of \tilde{c}_j .

Using the results of ref. [37], the effect of these operators are

$$\sigma_{gg \rightarrow h} \approx \sigma_{gg \rightarrow h}^{\text{SM}} \left| 1 - (1.39 + 0.10i) \frac{v^2 \tilde{c}_G}{\Lambda^2} \right|^2, \quad \Gamma_{h \rightarrow \gamma\gamma} \approx \Gamma_{h \rightarrow \gamma\gamma}^{\text{SM}} \left| 1 + 0.15 \frac{v^2 \tilde{c}_\gamma}{\Lambda^2} \right|^2. \quad (3.9)$$

Here $\tilde{c}_\gamma = \tilde{c}_W + \tilde{c}_B - \tilde{c}_{WB}$ and we have used $m_t = 172.5$ GeV, $m_h = 124$ GeV and $\alpha_s(172.5) = 0.1095$. The imaginary part of the numerical coefficients above comes from including the b quark loop correction (we use $m_b = 4.7$ GeV) in normalizing the BSM effect to the SM amplitudes. Normalizing in this manner is done to reduce the SM dependence in the BSM

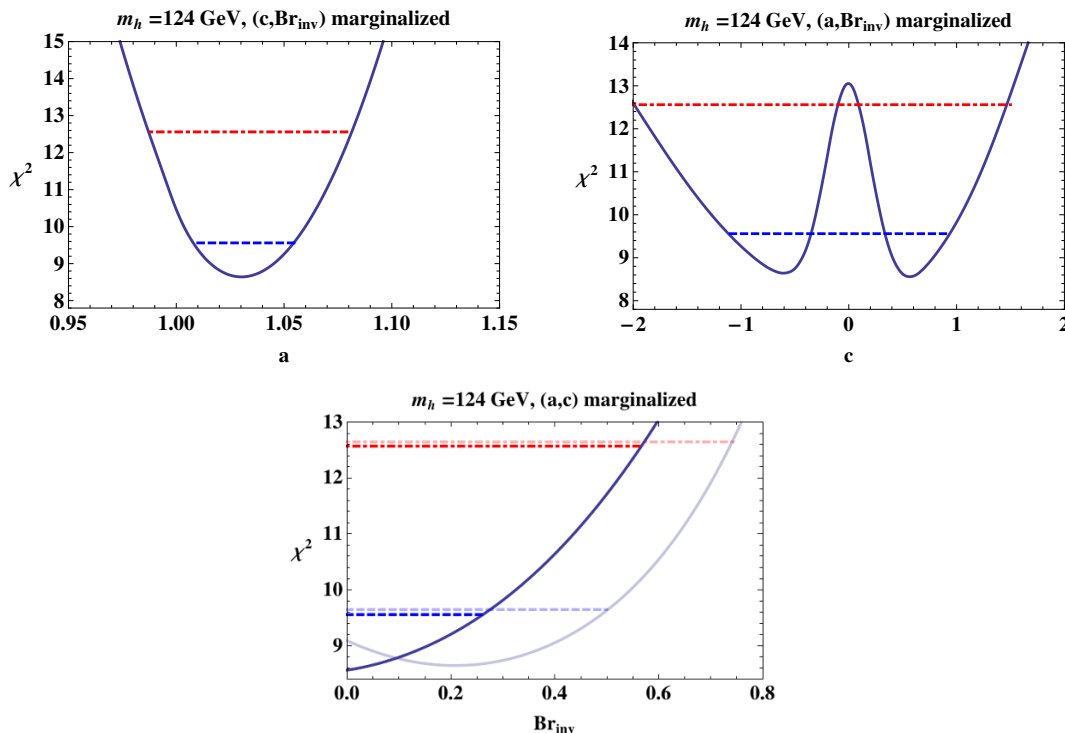


Figure 11. Marginalizing over the two dimensional space to obtain the χ^2 distribution for a single parameter. EWPD is included in the global χ^2 measure. The blue dashed horizontal line in each plot is the 68% CL (1σ) limit, the red dot-dashed line in each figure is the 95% CL (2σ) limit. The CL regions are defined by the cumulative distribution function for a one parameter fit. The bottom figure shows the two curves from the nearly degenerate χ^2_{\min} with $c > 0$ (unfaded lines for $(\chi^2_{\min})_1$) or $c < 0$ (faded lines for $(\chi^2_{\min})_2$). The difference in the minima is negligible $[(\chi^2_{\min})_2 - (\chi^2_{\min})_1]/(\chi^2_{\min})_1 = 0.01$ with $(\chi^2_{\min})_1$ slightly preferred. When the $c < 0$ minima is chosen, and the marginalization is performed, the preference for Br_{inv} in the current data increases due to the interference effects previously discussed.

correction when this rescaling is used in our fits, and a numerical value is used for $\sigma_{gg \rightarrow h}^{\text{SM}}$. As in ref. [37], we have retained the two loop QCD correction to the SM matching of the $h G_{\mu\nu}^A G^{A\mu\nu}$ operator in the $m_t \rightarrow \infty$ limit in these numerical coefficients. Due to this choice, this correction cancels out (in the $m_t \rightarrow \infty$ limit) of the overall coefficient of the BSM effects when multiplied by the numerical value of $\sigma_{gg \rightarrow h}^{\text{SM}}$. This is a $\sim 10\%$ correction on the quoted numerical coefficient. Initial state radiation and vertex corrections to $G_{\mu\nu}^A G^{A\mu\nu}$ are expected to be common multiplicative factors for the operator $h G_{\mu\nu}^A G^{A\mu\nu}$ in the $m_t \rightarrow \infty$ limit, and as such are not incorporated in the numerical factors multiplying $\tilde{c}_G, \tilde{c}_\gamma$ above. We will consider the parameter space where the SM is modified by these corrections and $\text{Br}_{\text{inv}} \neq 0$ in this section, fitting to $(v^2 \tilde{c}_\gamma/\Lambda^2, v^2 \tilde{c}_G/\Lambda^2, \text{Br}_{\text{inv}})$. The exact relationship between these parameters, if any, is model dependent and unknown. As such, we fit to the data assuming no relationship between the three parameters.¹³

The operators in \mathcal{L}_{HD} also affect $\text{Br}(h \rightarrow \gamma Z)$, where a different combination of

¹³See also refs. [8, 21, 38], for example, for recent fits to BSM higher dimensional operator Wilson coefficients based on Higgs signal strength parameters.

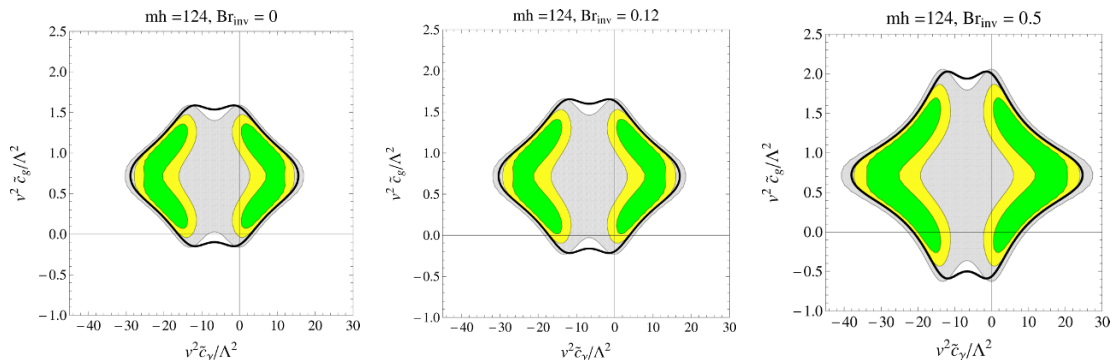


Figure 12. Global fits to $\tilde{c}_G, \tilde{c}_\gamma$ assuming a SM Higgs for Br_{inv} fixed to (0, 0.12, 0.5). EWPD is not simultaneously imposed. The convention for the plot regions is the same as previous figures with the black line delineating the 95% CL exclusion contour. In examining the allowed parameter space recall that the factor $1/16\pi^2$ has been scaled out of the BSM contribution, so that large allowed values of $v^2 \tilde{c}_\gamma/\Lambda^2, v^2 \tilde{c}_G/\Lambda^2$, although difficult to model build, are still perturbative corrections to the SM.

the Wilson coefficients $\tilde{c}_W, \tilde{c}_B, \tilde{c}_{WB}$ enters. This branching ratio is subdominant to the $\text{Br}(h \rightarrow \gamma\gamma)$ branching ratio. (Numerically the values are $\text{Br}(h \rightarrow \gamma\gamma) = 2.29 \times 10^{-3}$, and $\text{Br}(h \rightarrow \gamma Z) = 1.46 \times 10^{-3}$. However, recall that when looking for the Higgs, the Z decay has to be multiplied by $\text{Br}(Z \rightarrow \ell\ell)$.) We neglect these effects when fitting for the allowed parameter space. We also do not include the effects of these operators on $h \rightarrow WW, ZZ$ as the SM contribution is tree level for these processes. Further, we also neglect effects due to higher dimensional operators possibly modifying the differential distributions of the Higgs decay products, indirectly affecting the $\hat{\mu}_i$ through modifying the effective signal efficiency for specific kinematic cuts. Such effects are expected to be negligible compared to the current uncertainties. However, we do not neglect the rescaling effect on $\Gamma_{h \rightarrow gg}$ that is identified with the rescaling on $\sigma_{gg \rightarrow h}$ in eq. (3.9). We include this rescaling consistently, which has a non-negligible impact on all branching ratios through the modification of Γ_{SM} .

We show in figure 12 the allowed parameter space when Br_{inv} is fixed to prior values of 0, 0.12 or 0.5. In figure 13 the residual χ^2 distribution for Br_{inv} is shown when $\tilde{c}_G, \tilde{c}_\gamma$ are marginalized over (left) and we also show the allowed $\tilde{c}_G, \tilde{c}_\gamma$ parameter space when Br_{inv} is marginalized over (right) subject to the prior constraint $0 \leq \text{Br}_{\text{inv}} \leq 1$. These results show the significant impact of the higher dimensional operators, in scenarios consistent with the assumptions of this section, on attempts to extract Br_{inv} from global fits to Higgs signal strength data.

Most notably, we find that the slight preference in the global χ^2 distribution for $\text{Br}_{\text{inv}} > 0$ is removed when marginalizing over such unknown BSM effects in the current data set. This offers further caution to over interpreting the slight preference in the global χ^2 distribution for $\text{Br}_{\text{inv}} > 0$ at this time. Although in figure 12 the required Wilson coefficient \tilde{c}_γ to still obtain a good fit when $\text{Br}_{\text{inv}} \gg 0$ is large, we find that even restricting $\tilde{c}_G, \tilde{c}_\gamma$ to clearly perturbative couplings (≤ 1), expected in many models, the preference for a $\text{Br}_{\text{inv}} > 0$ is removed. This result is shown in figure 13 (left).

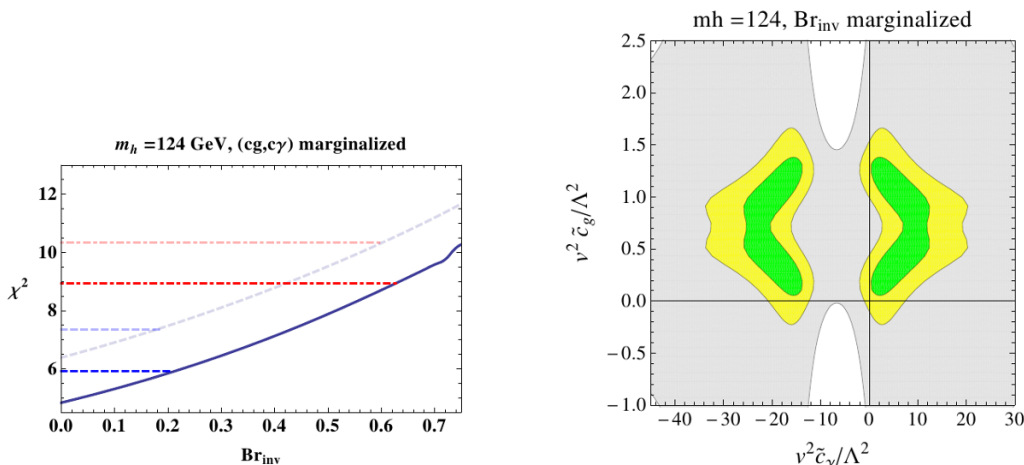


Figure 13. Marginalizing over $\tilde{c}_G, \tilde{c}_\gamma$ in the global fit (assuming a SM Higgs) and constructing the residual χ^2 distribution for Br_{inv} (left figure). We show the results of two marginalization procedures in this figure. The solid (unfaded) line corresponds to marginalizing over $\tilde{c}_G, \tilde{c}_\gamma$ without any prior condition on these Wilson coefficients imposed. Conversely, the solid faded line corresponds to marginalizing over $\tilde{c}_G, \tilde{c}_\gamma$ with the prior that the absolute values of each of these Wilson coefficients is < 1 . For comparison, the right figure shows the result of marginalizing over Br_{inv} when fitting for $\tilde{c}_G, \tilde{c}_\gamma$ in the current global fit. The plot colour scheme conventions are the same as in previous figures.

4 Prospects for direct confirmation of Br_{inv}

As stated above, there is a degeneracy between the case $a = c < 1$ and the existence of a non-zero invisible decay. The former leaves the branching ratios unchanged due to a common suppression factor in the couplings, while all production channels are suppressed by the same common factor. On the other hand, in the simple case of leaving the SM couplings unchanged but allowing for an invisible width, the production channels are unchanged and the branching ratios are affected as in eq. (2.3), leading to a common overall suppression of production times branching ratio compared to the SM. If a signal is seen with suppressed event rate with respect to the SM expectation the degeneracy between these two cases can only be removed by observing directly a non-vanishing invisible decay.

It has been shown that associated production with gauge bosons, weak boson fusion and associated production with top quarks allows one to discover a Higgs boson decaying invisibly, and to probe the invisible branching ratio. The typical signature is large missing transverse energy/momentum. Assuming an invisible branching ratio of 1, a Higgs boson with mass up to about 150 GeV can be discovered in Higgs radiation from a Z boson at $\int \mathcal{L} = 10 \text{ fb}^{-1}$ and $\sqrt{s} = 14 \text{ TeV}$ [39–47]. At high luminosity this reach can be extended to $\sim 250 \text{ GeV}$ in associated production with a top quark pair [46–49]. Weak boson fusion allows for the discovery up to 480 GeV with 10 fb^{-1} integrated luminosity [46, 47, 50–52]. Assuming SM production, invisible branching ratios as low as 25% can be probed in weak boson fusion for a 120 GeV Higgs boson at $\int \mathcal{L} = 30 \text{ fb}^{-1}$ and $\sqrt{s} = 14 \text{ TeV}$ at 95% CL [50–52]. In associated production with a Z boson, branching ratios down to 45% can

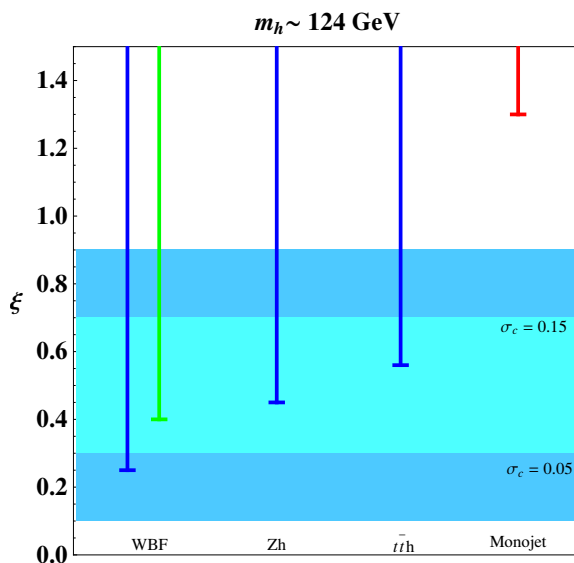


Figure 14. The sensitivity of different analyses of direct invisible Higgs decays can be assessed by comparing their potential in setting a 95% CL upper limit on $\xi = \sigma/\sigma_{\text{SM}}BR(h \rightarrow \text{inv})$. In the SM, with only Br_{inv} added as a free parameter, one identifies $\xi \equiv \text{Br}_{\text{inv}}$. The vertical lines show this reach for the indicated analyses (see labels at the bottom of the figure). Also shown is the expected 2σ sensitivity band for the SM (where again $\xi \equiv \text{Br}_{\text{inv}}$) using the global PDF test we advocate to compare with the sensitivity of these searches. The sensitivity band corresponds to the p-value test shown in figure 3 (right). The light blue shaded horizontal band is for $\sigma_c = 0.15$, expected at the end of this year, and dark blue shaded horizontal band for $\sigma_c = 0.05$. Blue vertical lines: $\sqrt{s} = 14 \text{ TeV}$, $\int \mathcal{L} = 30 \text{ fb}^{-1}$, in weak boson fusion, Zh and $t\bar{t}h$ production (from ref. [46, 47]). Green vertical line: $\sqrt{s} = 7 \text{ TeV}$, $\int \mathcal{L} = 20 \text{ fb}^{-1}$, in weak boson fusion [54]. Red vertical line: $\sqrt{s} = 7 \text{ TeV}$, $\int \mathcal{L} = 20 \text{ fb}^{-1}$, in monojet searches [55].

be probed [41, 44, 45] while associated Higgs production with a top quark pair probes invisible branching ratios down to 56% [49].

Recent papers have investigated the potential of a 7 TeV collider in direct searches for an invisible Higgs boson [12, 53–56]. The invisible branching ratio of a 125 GeV Higgs boson produced in weak boson fusion with SM strength can be constrained down to $\sim 40\%$ at $\sqrt{s} = 7 \text{ TeV}$ and $\int \mathcal{L} = 20 \text{ fb}^{-1}$ [54]. Monojet searches from CMS based on 4.7 fb^{-1} [57] constrain $\xi = \sigma/\sigma_{\text{SM}}BR(h \rightarrow \text{inv})$ down to 1.3 at 95% CL translating to the constrained value of the invisible branching ratio in case of SM couplings [55].

The claimed 95% CL limits on ξ expected for $m_h \approx 124 \text{ GeV}$ from the direct searches discussed are summarized in figure 14. In this figure we also show for a direct comparison the 2σ sensitivity expected in the global test statistics we advocate for the end of this year, with $\sigma_c = 0.15$ and a future value when $\sigma_c = 0.05$. One sees in this figure that the global test statistics are likely to offer a significantly improved reach for the existence of Br_{inv} in the data set after the 2012 run. However, to claim a discovery of Br_{inv} will require a combination of these global searches and direct kinematic searches, as we have demonstrated throughout section 3.

5 Conclusions

In this paper, we have systematically examined the potential of global fits to extract information on Br_{inv} in the present and future signal strength data sets of a scalar resonance. We have focused on the case of a scalar resonance with mass ~ 124 GeV, and have performed a global fit to the SM Higgs using the current signal strength data set, demonstrating that current global fits find the 95% CL limit $\text{Br}_{\text{inv}} < 0.64$ for $m_h = 124$ GeV. We have also illustrated how these results are statistically limited at this time and that any statistically significant conclusion on best fit values of Br_{inv} will require more data. We have developed a new approach to globally combining signal strengths using global PDF's to optimize searches for new states that couple to the SM through the 'Higgs portal'. These promising results have lead us to examine the ability of global fits to resolve information on Br_{inv} in the presence of unknown new physics effects simultaneously impacting the properties of the Higgs. Although disentangling these effects would require further experimental input, our results make clear the correlations expected between interpreting a global fit as providing evidence of Br_{inv} and the sensitivity of such claims to other (unknown) new physics effects in the scenarios we have considered. Although the current signal strength data set we have considered in our numerical investigations only offers marginal evidence for a scalar resonance (and its properties) with $m_h \sim 124 - 126$ GeV, the correlations with other new physics effects and the tests for evidence of Br_{inv} we have explored are of continued interest as the data set evolves.

A Data used

The data we have used in the global fits of this paper are summarized in the table below and figure 15. Due to an apparent inconsistency in the ATLAS best fit signal strength plot for $h \rightarrow b\bar{b}$ and the corresponding ATLAS CL_s limit plot (that is under investigation by ATLAS) we do not use the $b\bar{b}$ best fit signal strength value in the combined fit at this time. For the $pp \rightarrow \gamma\gamma jj$ signal of CMS we assume a 3% contamination due to gg Higgs production events so that the relevant signal rate is given by

$$(0.03 \sigma_{gg \rightarrow h} + \sigma_{jjh}) \times \text{Br}(h \rightarrow \gamma\gamma). \tag{A.1}$$

Here σ_{jjh} is given by VBF Higgs production. We do not use sub classes of WW events due to the lack of experimentally reported contaminations of these signal strengths due to other Higgs production processes. Simultaneously using a global best fit value $\hat{\mu}$ for $\gamma\gamma$ events (for example) while also using a best fit $\hat{\mu}$ for a subclass of events, such as $\gamma\gamma jj$ can result in a double counting of signal strengths that would incorrectly bias the fit. We avoid such double counting in our use of CMS and ATLAS data as the photon classes we use are exclusive, but note that double counting of this form is present in ref. [21], making it difficult to compare results. In particular, to avoid introducing such a bias is why we use the experimentally reported global ATLAS $\hat{\mu}_{\gamma\gamma}$, as a complete set of subchannel di-photon signal strengths is not available (in contrast to CMS). This is also the reason that we do not simultaneously use constructed signal strengths $\hat{\mu}_{\gamma\gamma}$ and $\hat{\mu}_{\gamma\gamma, P_T > 40\text{Gev}}$ (from

Channel [Exp]	$\hat{\mu}_{124}$	$\hat{\mu}_{125}$
$p\bar{p} \rightarrow W^+ W^-$ [CDF&DØ] ref. [24]	$0.35^{+1.08}_{-0.31}$	$0.03^{+1.22}_{-0.03}$
$p\bar{p} \rightarrow b\bar{b}$ [CDF&DØ] ref. [24]	$1.9^{+0.8}_{-0.6}$	$2.0^{+0.8}_{-0.7}$
$pp \rightarrow \tau\bar{\tau}$ [ATLAS] ref. [59]	$-0.1^{+1.7}_{-1.7}$	$0.1^{+1.7}_{-1.8}$
$pp \rightarrow Z Z^* \rightarrow \ell^+ \ell^- \ell^+ \ell^-$ [ATLAS] ref. [60]	$1.6^{+1.4}_{-0.8}$	$1.4^{+1.3}_{-0.8}$
$pp \rightarrow W W^* \rightarrow \ell^+ \nu \ell^- \bar{\nu}$ [ATLAS] ref. [59]	$0.1^{+0.7}_{-0.7}$	$0.1^{+0.7}_{-0.6}$
$pp \rightarrow \gamma\gamma$ [ATLAS] ref. [61]	$0.8^{+0.8}_{-0.7}$	$1.6^{+0.9}_{-0.8}$
$pp \rightarrow \tau\bar{\tau}$ [CMS] ref. [62]	$0.4^{+1.0}_{-1.2}$	$0.6^{+1.1}_{-1.2}$
$pp \rightarrow b\bar{b}$ [CMS] ref. [62]	$1.2^{+1.9}_{-1.8}$	$1.2^{+2.1}_{-1.8}$
$pp \rightarrow Z Z^* \rightarrow \ell^+ \ell^- \ell^+ \ell^-$ [CMS] ref. [62]	$0.5^{+1.1}_{-0.7}$	$0.6^{+0.9}_{-0.6}$
$pp \rightarrow W W^* \rightarrow \ell^+ \nu \ell^- \bar{\nu}$ [CMS] ref. [62]	$0.6^{+0.7}_{-0.7}$	$0.4^{+0.6}_{-0.6}$
$pp \rightarrow \gamma\gamma$ [CMS], Cat.4/BDT3, refs. [63, 64]	$4.1^{+4.6}_{-4.1}$	$0.6^{+1.8}_{-1.8}$
$pp \rightarrow \gamma\gamma$ [CMS], Cat.3/BDT2, refs. [63, 64]	$0.0^{+2.9}$	$2.2^{+1.5}_{-1.4}$
$pp \rightarrow \gamma\gamma$ [CMS], Cat.2//BDT1, refs. [63, 64]	$2.1^{+1.5}_{-1.4}$	$0.6^{+1.0}_{-0.9}$
$pp \rightarrow \gamma\gamma$ [CMS], Cat.1/BDT0, refs. [63, 64]	$1.5^{+1.1}_{-1.0}$	$2.1^{+2.0}_{-1.6}$
$pp \rightarrow \gamma\gamma jj$ [CMS] refs. [63, 64]	$3.7^{+2.5}_{-1.8}$	$3.6^{+2.2}_{-1.6}$

Table 2. Summary table of reported best fit signal strengths for various Higgs mass values.

fermiophobic [58] searches). These signal strengths are not independent mutually exclusive event classes, being derived from the same signal event data. Our approach to this issue is different than the approach of ref. [21].

For $m_h = 125$ GeV we use the public results presented at Moriond 2012 that split the $\gamma\gamma$ signal events into four (multivariate boosted decision tree –BDT) classes that are not identical to the classes used for $m_h = 124$ GeV. See the relevant experimental papers for the detailed class definition in each case, but note that the event classes are exclusive (though correlated) and can be combined directly in our χ^2 procedure. Once again correlation coefficients are neglected as they are not supplied, but the effect of pseudo-correlations have been examined in ref. [10] and the fit was found to be stable against randomly chosen correlations. Also we have found in section 2 consistent results between two different approaches to the fit of signal-strength parameters: using the individual channels or the combined results. This indicates that neglected correlations do not bias the fit results outside the quoted errors.

Note that here we use a value of $0.35^{+1.08}_{-0.31}$ for the $p\bar{p} \rightarrow W^+ W^-$ [CDF&DØ] result for $m_h = 124$ GeV, unlike in ref. [10], where we used the same value as for $m_h = 125$ GeV. This introduces a small interpolation error, but allows better agreement with global combined signal strengths reported by the Tevatron collaboration.

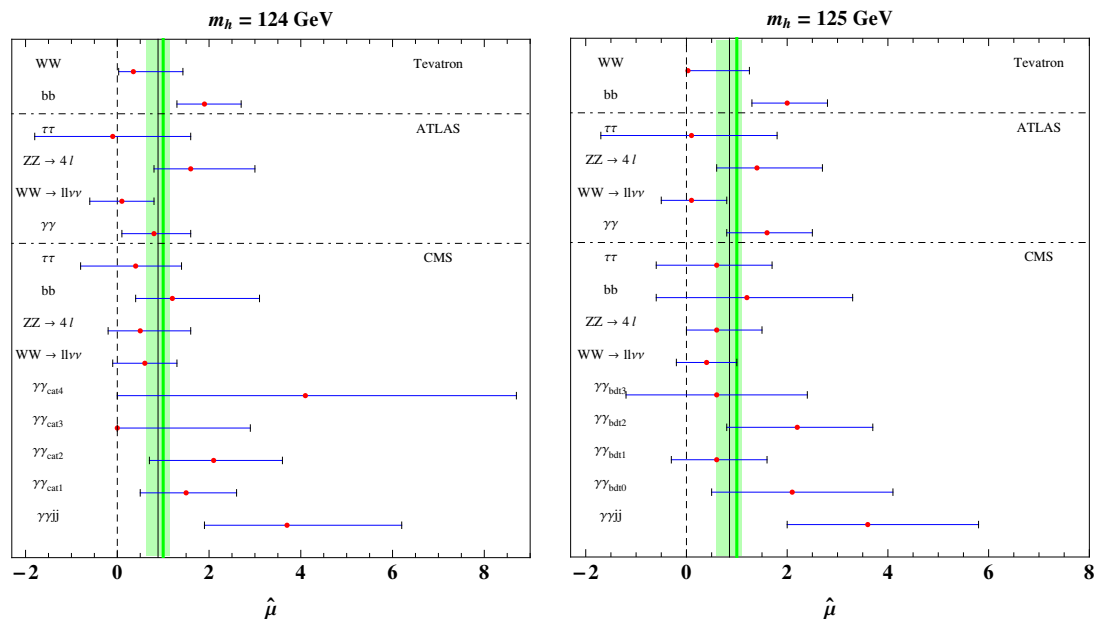


Figure 15. Pictorial presentation of the data in table 2 for $m_h = 124, 125$ GeV. The central value of each signal strength and corresponding error band (1σ) is shown. Also shown is the background only hypothesis as a vertical dashed line, the SM hypothesis as a vertical solid green line at $\hat{\mu} = 1$ and a shaded vertical band that corresponds to $\hat{\mu}_c \pm \sigma_c$ as defined in eq. (2.5). The values of $\hat{\mu}_c$ are (0.88, 0.85) for $m_h = (124, 125)$ and are shown as a vertical solid black line. These parameters are related to the best fit value of $\text{Br}_{\text{inv}}^{\text{min}}$ through $\text{Br}_{\text{inv}}^{\text{min}} = 1 - \hat{\mu}_c$. The results shown here are consistent with the global fit.

Acknowledgments

We thank A. Djouadi, R. Gonçalo, A. Juste, M. Martinez, M. Spira, W. Fisher, J. Huston, V. Sharma and J. Bendauid for helpful communication on related theory and data. This work has been partly supported by the European Commission under the contract ERC advanced grant 226371 MassTeV, the contract PITN-GA-2009-237920 UNILHC, and the contract MRTN-CT-2006-035863 ForcesUniverse, as well as by the Spanish Consolider Ingenio 2010 Programme CPAN (CSD2007-00042) and the Spanish Ministry MICNN under contract FPA2010-17747 and FPA2008-01430. MM is supported by the DFG SFB/TR9 Computational Particle Physics. Preprints: KA-TP-22-2012, SFB/CPP-12-32, CERN-PH-TH/2012-151.

Open Access. This article is distributed under the terms of the Creative Commons Attribution License which permits any use, distribution and reproduction in any medium, provided the original author(s) and source are credited.

References

- [1] L. Susskind, *Dynamics of spontaneous symmetry breaking in the Weinberg-Salam theory*, *Phys. Rev. D* **20** (1979) 2619 [INSPIRE].

- [2] s. weinberg, *implications of dynamical symmetry breaking: an addendum*, *Phys. Rev. D* **19** (1979) 1277 [[INSPIRE](#)].
- [3] P. Sikivie, L. Susskind, M.B. Voloshin and V.I. Zakharov, *Isospin breaking in technicolor models*, *Nucl. Phys. B* **173** (1980) 189 [[INSPIRE](#)].
- [4] M.A. Shifman, A. Vainshtein, M. Voloshin and V.I. Zakharov, *Low-energy theorems for Higgs boson couplings to photons*, *Sov. J. Nucl. Phys.* **30** (1979) 711 [[INSPIRE](#)].
- [5] A. Vainshtein, V.I. Zakharov and M.A. Shifman, *Higgs particles*, *Sov. Phys. Usp.* **23** (1980) 429 [[INSPIRE](#)].
- [6] ATLAS collaboration, *An update to the combined search for the Standard Model Higgs boson with the ATLAS detector at the LHC using up to 4.9 fb^{-1} of pp collision data at $\sqrt{s} = 7\text{ TeV}$* , [ATLAS-CONF-2012-019](#) (2012).
- [7] CMS collaboration, *Combination of SM, SM4, FP Higgs boson searches*, [CMS-HIG-12-008](#) (2012).
- [8] D. Carmi, A. Falkowski, E. Kuflik and T. Volansky, *Interpreting LHC Higgs results from natural new physics perspective*, *JHEP* **07** (2012) 136 [[arXiv:1202.3144](#)] [[INSPIRE](#)].
- [9] A. Azatov, R. Contino and J. Galloway, *Model-independent bounds on a light Higgs*, *JHEP* **04** (2012) 127 [[arXiv:1202.3415](#)] [[INSPIRE](#)].
- [10] J. Espinosa, C. Grojean, M. Muhlleitner and M. Trott, *Fingerprinting Higgs suspects at the LHC*, *JHEP* **05** (2012) 097 [[arXiv:1202.3697](#)] [[INSPIRE](#)].
- [11] R. Lafaye, T. Plehn, M. Rauch, D. Zerwas and M. Dührssen, *Measuring the Higgs sector*, *JHEP* **08** (2009) 009 [[arXiv:0904.3866](#)] [[INSPIRE](#)].
- [12] C. Englert, T. Plehn, M. Rauch, D. Zerwas and P.M. Zerwas, *LHC: Standard Higgs and Hidden Higgs*, *Phys. Lett. B* **707** (2012) 512 [[arXiv:1112.3007](#)] [[INSPIRE](#)].
- [13] M. Klute, R. Lafaye, T. Plehn, M. Rauch and D. Zerwas, *Measuring Higgs couplings from LHC data*, [arXiv:1205.2699](#) [[INSPIRE](#)].
- [14] R. Schabinger and J.D. Wells, *A minimal spontaneously broken hidden sector and its impact on Higgs boson physics at the large hadron collider*, *Phys. Rev. D* **72** (2005) 093007 [[hep-ph/0509209](#)] [[INSPIRE](#)].
- [15] B. Patt and F. Wilczek, *Higgs-field portal into hidden sectors*, [hep-ph/0605188](#) [[INSPIRE](#)].
- [16] S. Chang, R. Dermisek, J.F. Gunion and N. Weiner, *Nonstandard Higgs boson decays*, *Ann. Rev. Nucl. Part. Sci.* **58** (2008) 75 [[arXiv:0801.4554](#)] [[INSPIRE](#)].
- [17] J. March-Russell, S.M. West, D. Cumberbatch and D. Hooper, *Heavy dark matter through the Higgs portal*, *JHEP* **07** (2008) 058 [[arXiv:0801.3440](#)] [[INSPIRE](#)].
- [18] J.R. Espinosa and M. Quirós, *Novel effects in electroweak breaking from a hidden sector*, *Phys. Rev. D* **76** (2007) 076004 [[hep-ph/0701145](#)] [[INSPIRE](#)].
- [19] M. Pospelov and A. Ritz, *Higgs decays to dark matter: beyond the minimal model*, *Phys. Rev. D* **84** (2011) 113001 [[arXiv:1109.4872](#)] [[INSPIRE](#)].
- [20] LHC HIGGS CROSS SECTION WORKING GROUP collaboration, S. Dittmaier et al., *Handbook of LHC Higgs Cross sections: 1. Inclusive Observables*, [arXiv:1101.0593](#) [[INSPIRE](#)].
- [21] P.P. Giardino, K. Kannike, M. Raidal and A. Strumia, *Reconstructing Higgs boson properties from the LHC and Tevatron data*, *JHEP* **06** (2012) 117 [[arXiv:1203.4254](#)] [[INSPIRE](#)].

- [22] M. Pieri, *SM Higgs searches in ATLAS and CMS and prospects for 2012 data taking*, talk on behalf of CMS and ATLAS at *Workshop of the LHC Cross section WG*, CERN, Geneva Switzerland, 24 May 2012.
- [23] I. Low, P. Schwaller, G. Shaughnessy and C.E. Wagner, *The dark side of the Higgs boson*, *Phys. Rev. D* **85** (2012) 015009 [[arXiv:1110.4405](#)] [[INSPIRE](#)].
- [24] TEVNP (TEVATRON NEW PHENOMINA AND HIGGS WORKING GROUP), CDF, D0 collaboration, *Combined CDF and D0 Search for Standard Model Higgs Boson Production with up to 10.0 fb⁻¹ of Data*, [arXiv:1203.3774](#) [[INSPIRE](#)].
- [25] G. Giudice, C. Grojean, A. Pomarol and R. Rattazzi, *The strongly-interacting light Higgs*, *JHEP* **06** (2007) 045 [[hep-ph/0703164](#)] [[INSPIRE](#)].
- [26] R. Contino, C. Grojean, M. Moretti, F. Piccinini and R. Rattazzi, *Strong double Higgs production at the LHC*, *JHEP* **05** (2010) 089 [[arXiv:1002.1011](#)] [[INSPIRE](#)].
- [27] R. Grober and M. Muhlleitner, *Composite Higgs boson pair production at the LHC*, *JHEP* **06** (2011) 020 [[arXiv:1012.1562](#)] [[INSPIRE](#)].
- [28] M. Farina, C. Grojean and E. Salvioni, *(Dys)Zphilia or a custodial breaking Higgs at the LHC*, *JHEP* **07** (2012) 012 [[arXiv:1205.0011](#)] [[INSPIRE](#)].
- [29] B. Grinstein and M. Trott, *A Higgs-Higgs bound state due to new physics at a TeV*, *Phys. Rev. D* **76** (2007) 073002 [[arXiv:0704.1505](#)] [[INSPIRE](#)].
- [30] B. Holdom and J. Terning, *Large corrections to electroweak parameters in technicolor theories*, *Phys. Lett. B* **247** (1990) 88 [[INSPIRE](#)].
- [31] M.E. Peskin and T. Takeuchi, *A new constraint on a strongly interacting Higgs sector*, *Phys. Rev. Lett.* **65** (1990) 964 [[INSPIRE](#)].
- [32] M. Golden and L. Randall, *Radiative corrections to electroweak parameters in technicolor theories*, *Nucl. Phys. B* **361** (1991) 3 [[INSPIRE](#)].
- [33] M.E. Peskin and T. Takeuchi, *Estimation of oblique electroweak corrections*, *Phys. Rev. D* **46** (1992) 381 [[INSPIRE](#)].
- [34] G. Altarelli and R. Barbieri, *Vacuum polarization effects of new physics on electroweak processes*, *Phys. Lett. B* **253** (1991) 161 [[INSPIRE](#)].
- [35] G. Altarelli, R. Barbieri and S. Jadach, *Toward a model independent analysis of electroweak data*, *Nucl. Phys. B* **369** (1992) 3 [*Erratum ibid.* **B 376** (1992) 444] [[INSPIRE](#)].
- [36] M. Baak et al., *Updated Status of the Global Electroweak Fit and Constraints on New Physics*, *Eur. Phys. J. C* **72** (2012) 2003 [[arXiv:1107.0975](#)] [[INSPIRE](#)].
- [37] A.V. Manohar and M.B. Wise, *Modifications to the properties of the Higgs boson*, *Phys. Lett. B* **636** (2006) 107 [[hep-ph/0601212](#)] [[INSPIRE](#)].
- [38] B. Batell, S. Gori and L.-T. Wang, *Exploring the Higgs Portal with 10/fb at the LHC*, *JHEP* **06** (2012) 172 [[arXiv:1112.5180](#)] [[INSPIRE](#)].
- [39] D. Choudhury and D. Roy, *Signatures of an invisibly decaying Higgs particle at LHC*, *Phys. Lett. B* **322** (1994) 368 [[hep-ph/9312347](#)] [[INSPIRE](#)].
- [40] S. Frederiksen, N. Johnson, G.L. Kane and J. Reid, *Detecting invisible Higgs bosons at the CERN Large Hadron Collider*, *Phys. Rev. D* **50** (1994) 4244 [[INSPIRE](#)].

- [41] R. Godbole, M. Guchait, K. Mazumdar, S. Moretti and D. Roy, *Search for ‘invisible’ Higgs signals at LHC via associated production with gauge bosons*, *Phys. Lett. B* **571** (2003) 184 [[hep-ph/0304137](#)] [[INSPIRE](#)].
- [42] H. Davoudiasl, T. Han and H.E. Logan, *Discovering an invisibly decaying Higgs at hadron colliders*, *Phys. Rev. D* **71** (2005) 115007 [[hep-ph/0412269](#)] [[INSPIRE](#)].
- [43] S.-h. Zhu, *Detecting an invisibly Higgs boson at Fermilab Tevatron and CERN LHC*, *Eur. Phys. J. C* **47** (2006) 833 [[hep-ph/0512055](#)] [[INSPIRE](#)].
- [44] P. Gagnon, *Invisible Higgs boson decays in the ZH and WH channels*, [PHYS-PUB-2005-011](#) (2005).
- [45] F. Meisel et al., *Study of the discovery potential for an invisibly decaying Higgs boson via the associated ZH production in the ATLAS experiment*, [ATL-PHYS-PUB-2006-009](#) (2005).
- [46] ATLAS collaboration, M. Warsinsky, *ATLAS discovery potential for Higgs bosons beyond the standard model*, *J. Phys. Conf. Ser.* **110** (2008) 072046 [[INSPIRE](#)].
- [47] M. Heldmann, *Searching for the invisible Higgs at the LHC*, *Acta Phys. Polon. B* **38** (2007) 787 [[INSPIRE](#)].
- [48] J. Gunion, *Detecting an invisibly decaying Higgs boson at a hadron supercollider*, *Phys. Rev. Lett.* **72** (1994) 199 [[hep-ph/9309216](#)] [[INSPIRE](#)].
- [49] B.P. Kersevan, M. Malawski and E. Richter-Was, *Prospects for observing an invisibly decaying Higgs boson in the $t\bar{t}H$ production at the LHC*, *Eur. Phys. J. C* **29** (2003) 541 [[hep-ph/0207014](#)] [[INSPIRE](#)].
- [50] O.J. Eboli and D. Zeppenfeld, *Observing an invisible Higgs boson*, *Phys. Lett. B* **495** (2000) 147 [[hep-ph/0009158](#)] [[INSPIRE](#)].
- [51] D. Cavalli et al., *The Higgs working group: summary report*, [hep-ph/0203056](#) [[INSPIRE](#)].
- [52] B. Di Girolamo and L. Neukermans, *Observing an invisibly decaying Higgs boson in ATLAS via vector boson fusion*, [ATL-PHYS-2003-006](#) (2002).
- [53] C. Englert, J. Jaeckel, E. Re and M. Spannowsky, *Evasive Higgs maneuvers at the LHC*, *Phys. Rev. D* **85** (2012) 035008 [[arXiv:1111.1719](#)] [[INSPIRE](#)].
- [54] Y. Bai, P. Draper and J. Shelton, *Measuring the invisible Higgs width at the 7 and 8 TeV LHC*, *JHEP* **07** (2012) 192 [[arXiv:1112.4496](#)] [[INSPIRE](#)].
- [55] A. Djouadi, A. Falkowski, Y. Mambrini and J. Quevillon, *Direct detection of Higgs-portal dark matter at the LHC*, [arXiv:1205.3169](#) [[INSPIRE](#)].
- [56] M. Frigerio, A. Pomarol, F. Riva and A. Urbano, *Composite scalar dark matter*, *JHEP* **07** (2012) 015 [[arXiv:1204.2808](#)] [[INSPIRE](#)].
- [57] CMS collaboration, *Search for New Physics with a Monojet and Missing Transverse Energy in pp Collisions at $\sqrt{s} = 7$ TeV*, [PAS-EXO-11-059](#) (2012), and the Winter 2012 update.
- [58] ATLAS collaboration, *Search for a fermiophobic Higgs boson in the diphoton decay channel with 4.9/fb of ATLAS data at $\sqrt{s} = 7$ TeV*, [ATLAS-CONF-2012-013](#) (2012).
- [59] Rencontres de Moriond 2012, <http://moriond.in2p3.fr/>.
- [60] ATLAS collaboration, *Combination of Higgs Boson Searches with up to 4.9 fb⁻¹ of pp Collisions Data Taken at a center-of-mass energy of 7 TeV with the ATLAS Experiment at the LHC*, [ATLAS-CONF-2011-163](#) (2011).

- [61] ATLAS collaboration, G. Aad et al., *Search for the Standard Model Higgs boson in the diphoton decay channel with 4.9fb^{-1} of pp collisions at $\sqrt{s} = 7\text{ TeV}$ with ATLAS*, *Phys. Rev. Lett.* **108** (2012) 111803 [[arXiv:1202.1414](#)] [[INSPIRE](#)].
- [62] CMS collaboration, S. Chatrchyan et al., *Combined results of searches for the standard model Higgs boson in pp collisions at $\sqrt{s} = 7\text{ TeV}$* , *Phys. Lett. B* **710** (2012) 26 [[arXiv:1202.1488](#)] [[INSPIRE](#)].
- [63] CMS collaboration, S. Chatrchyan et al., *Search for the standard model Higgs boson decaying into two photons in pp collisions at $\sqrt{s} = 7\text{ TeV}$* , *Phys. Lett. B* **710** (2012) 403 [[arXiv:1202.1487](#)] [[INSPIRE](#)].
- [64] CMS collaboration, *A search using multivariate techniques for a standard model Higgs boson decaying into two photons*, CMS Note CMS PAS HIG-12-001 (2012).