

Search for CP violating top quark couplings in pp collisions at $\sqrt{s} = 13$ TeV



The CMS collaboration

E-mail: cms-publication-committee-chair@cern.ch

ABSTRACT: Results are presented from a search for CP violation in top quark pair production, using proton-proton collisions at a center-of-mass energy of 13 TeV. The data used for this analysis consist of final states with two charged leptons collected by the CMS experiment, and correspond to an integrated luminosity of 35.9 fb^{-1} . The search uses two observables, \mathcal{O}_1 and \mathcal{O}_3 , which are Lorentz scalars. The observable \mathcal{O}_1 is constructed from the four-momenta of the charged leptons and the reconstructed top quarks, while \mathcal{O}_3 consists of the four-momenta of the charged leptons and the b quarks originating from the top quarks. Asymmetries in these observables are sensitive to CP violation, and their measurement is used to determine the chromoelectric dipole moment of the top quark. The results are consistent with the expectation from the standard model.

KEYWORDS: CP Violation, Hadron-Hadron Scattering, Top Physics

ARXIV EPRINT: [2205.07434](https://arxiv.org/abs/2205.07434)

Contents

1	Introduction	1
2	The CMS Detector	3
3	Simulated events	3
4	Event reconstruction and selection	4
5	Results	7
5.1	Extraction of asymmetries	7
5.2	Systematic uncertainties	12
5.3	Extraction of CEDM	15
6	Summary	17
	The CMS collaboration	24

1 Introduction

The combination of charge conjugation and parity transformation (CP) is a symmetry known to be violated in the standard model (SM). The violation of CP was initially observed in kaon decays [1]. Many experiments have studied CP violation in other processes for the last three decades [2–4]. However, the magnitude of CP violation observed so far is not enough to accommodate the matter-antimatter asymmetry in the universe [5, 6], motivating searches for additional CP violation.

It has been proposed that CP violation also takes place in the production and decay of top quark pairs ($t\bar{t}$) [7, 8]. Several models predict CP violations, including the multi-Higgs-doublet model and the minimal supersymmetric SM; in the first model, for example, the exchanges of neutral and charged Higgs bosons can generate dipole moments from the top quark. In the SM, only a very small amount of CP violation is expected to occur at the production vertex, as this requires at least three loops [7, 8]. If a nonzero chromoelectric dipole moment (CEDM) is observed at the $t\bar{t}$ production vertex and the top quarks decay into Wb following the SM process, this can be a signal of CP violation in top quark pair events.

The flavor-diagonal dipole couplings between top quarks and gluons of magnetic and electric origin would be defined through a Lagrangian density

$$\mathcal{L} = \frac{g_S}{2} \bar{t} T^a \sigma^{\mu\nu} \left(a_t^g + i\gamma_5 \frac{\sqrt{2}v}{\Lambda^2} \text{Im}(d_{tG}) \right) t G_{\mu\nu}^a, \quad (1.1)$$

where $\text{Im}(d_{tG})$ is the CP-odd CEDM, and $a_t^{\mathcal{G}}$, g_S , T^a , and $G_{\mu\nu}$ represent the chromomagnetic dipole moment, the strong coupling ($g_S = \sqrt{4\pi\alpha_S}$), Gell-Mann matrices, and the field strength tensor, respectively. The scale Λ is the scale of the new physics responsible for the CP violation of CEDM, and $v \approx 246 \text{ GeV}$ is the vacuum expectation value of the Higgs field. The discussion in ref. [8] introduces various observables that probe such CP violation effects.

The studies presented in this analysis define two observables with CP-odd correlation in $t\bar{t}$ events in the dilepton final state, where both W bosons decay leptonically:

$$\mathcal{O}_1 = \epsilon(p_t, p_{\bar{t}}, p_{\ell^+}, p_{\ell^-}) = \begin{vmatrix} E_t & p_{t,x} & p_{t,y} & p_{t,z} \\ E_{\bar{t}} & p_{\bar{t},x} & p_{\bar{t},y} & p_{\bar{t},z} \\ E_{\ell^+} & p_{\ell^+,x} & p_{\ell^+,y} & p_{\ell^+,z} \\ E_{\ell^-} & p_{\ell^-,x} & p_{\ell^-,y} & p_{\ell^-,z} \end{vmatrix}, \quad (1.2)$$

and

$$\mathcal{O}_3 = \epsilon(p_b, p_{\bar{b}}, p_{\ell^+}, p_{\ell^-}) = \begin{vmatrix} E_b & p_{b,x} & p_{b,y} & p_{b,z} \\ E_{\bar{b}} & p_{\bar{b},x} & p_{\bar{b},y} & p_{\bar{b},z} \\ E_{\ell^+} & p_{\ell^+,x} & p_{\ell^+,y} & p_{\ell^+,z} \\ E_{\ell^-} & p_{\ell^-,x} & p_{\ell^-,y} & p_{\ell^-,z} \end{vmatrix}. \quad (1.3)$$

These observables are obtained contracting the Levi-Civita tensor ϵ [8] with four 4-momenta, which results in the determinant of a 4×4 matrix. The components of \mathcal{O}_1 and \mathcal{O}_3 are the four-momenta p of the charged leptons (ℓ^\pm), the reconstructed top quarks and antiquarks, and the b quark and antiquark jets. The elements in the 4×4 matrices are therefore the energy E and three-momentum components p_x , p_y , p_z of these objects. Since these observables are scalars under Lorentz transformations, they do not depend on the reference frame.

The observables \mathcal{O}_1 and \mathcal{O}_3 are odd under the CP transformation. Hence, CP violation in the production of $t\bar{t}$ can be tested by a measurement of the asymmetries $A_{\mathcal{O}_i}$ of the number of produced events, N , with a positive and negative value in the observable \mathcal{O}_i :

$$A_{\mathcal{O}_i} = \frac{N(\mathcal{O}_i > 0) - N(\mathcal{O}_i < 0)}{N(\mathcal{O}_i > 0) + N(\mathcal{O}_i < 0)}. \quad (1.4)$$

As argued in ref. [8], the asymmetries of \mathcal{O}_1 and \mathcal{O}_3 are the observables with highest sensitivity to CP violation, and are linearly correlated to d_{tG} . While the lack of a sizable asymmetry in $t\bar{t}$ production and decay would be consistent with the SM, a significant nonzero asymmetry would indicate the existence of CP violation and hence, new physics [9, 10]. According to ref. [8], for a CEDM of $\text{Im}(d_{tG}) = 3$ the asymmetries in \mathcal{O}_1 and \mathcal{O}_3 can be as large as 15 and 9%, respectively. Asymmetries have been measured by the CMS Collaboration in the lepton+jets channel [11, 12]. For the observable \mathcal{O}_3 in the lepton+jets channel, an additional dilution factors arises because up and down quarks from the W decays cannot be distinguished. For the dilepton channel, \mathcal{O}_3 is calculated using the positively and negatively charged leptons that are well identified so that the resolution is improved.

In this paper the asymmetries of the observables \mathcal{O}_1 and \mathcal{O}_3 measured in the dilepton channel at 13 TeV, as well as the $\text{Im}(d_{tG})$ derived from those asymmetries, are presented. The tabulated results are provided in HEPData [13].

2 The CMS Detector

The central feature of the CMS apparatus is a superconducting solenoid of 6 m internal diameter, providing a magnetic field of 3.8 T. Within the solenoid volume are a silicon pixel and strip tracker, a lead tungstate crystal electromagnetic calorimeter (ECAL), and a brass and scintillator hadron calorimeter, each composed of a barrel and two endcap sections. Forward calorimeters extend the pseudorapidity (η) coverage provided by the barrel and endcap detectors. Muons are detected in gas-ionization chambers embedded in the steel flux-return yoke outside the solenoid. Events of interest are selected using a two-tiered trigger system [14]. The first level, composed of custom hardware processors, uses information from the calorimeters and muon detectors to select events at a rate of around 100 kHz within a fixed time interval of less than 4 μ s. The second level, known as the high-level trigger, consists of a farm of processors running a version of the full event reconstruction software optimized for fast processing, and reduces the event rate to around 1 kHz before data storage. A more detailed description of the CMS detector, together with a definition of the coordinate system used and the relevant kinematic variables, can be found in ref. [15].

3 Simulated events

The $t\bar{t}$ event candidates in the dilepton final state are selected and compared with simulated events to investigate the composition of processes in the data.

Simulated $t\bar{t}$ events are generated at next-to-leading order (NLO) using the POWHEG generator (v. 2) [16–22] at a top quark mass (m_t) of 172.5 GeV. The events are simulated with PYTHIA (v. 8.219) [23], referred to as PYTHIA 8 in the following, to simulate parton showers (PS) and hadronization using the underlying-event (UE) tune CUETP8M2T4 [24, 25]. The NNPDF3.0 parton distribution function (PDF) set is used to describe the proton structure. In this analysis, $t\bar{t}$ events with two oppositely charged leptons (e^+e^- , $e^\pm\mu^\mp$, and $\mu^+\mu^-$) originating from W boson decays are considered as signal (“ $t\bar{t}$ signal”). All other $t\bar{t}$ events ($t\bar{t}$ decays leading to leptonic decays of τ leptons, all-jet final states, or lepton+jet events) are regarded as a background (referred to as “ $t\bar{t}$ other”). The impact of not including the events where charged leptons originate from τ decays as “ $t\bar{t}$ signal” is small since the information contained in the lepton from a τ decay is diluted relative to the τ lepton. In addition, CP violation could occur at the τ decay vertex and affect the measurement of CP violation asymmetry caused by a CEDM of the top quark.

Drell-Yan ($q\bar{q} \rightarrow Z^*/\gamma \rightarrow \ell^+\ell^-$, referred to as DY), W+jets, WW, WZ, ZZ, $t\bar{t}+W$, $t\bar{t}+Z$, and the tW channel of single top quark production are regarded as the processes that can have similar decay topologies to $t\bar{t}$ in the dilepton final state. The DY process is simulated with up to four additional partons at leading-order (LO) precision using the

MADGRAPH5_aMC@NLO event generator (v. 2.2.2) with the MLM jet merging prescription [26] and the CUETP8M1 tune [27]. The $t\bar{t}+V$ (where V refers to a W or Z) processes are simulated using MADGRAPH5_aMC@NLO, with PYTHIA 8 for parton showering and hadronization, and the CUETP8M1 tune. Events from WW , WZ , and ZZ diboson processes are generated at LO using PYTHIA 8 and the CUETP8M1 tune. The tW channel is simulated with POWHEG (v. 1) interfaced to PYTHIA 8 using the UE tune CUETP8M2T4. The W +jets events are generated at NLO using MADGRAPH5_aMC@NLO and interfaced to PYTHIA 8 with the UE tune CUETP8M1.

The interactions of particles within the CMS detector are modeled using the detector simulation GEANT4 [28].

To model the effect of additional pp interactions within the same or nearby bunch crossing (pileup), simulated minimum-bias interactions are inserted into the simulated events. The distribution of pileup in simulation is matched to the observed data by reweighting the simulated pileup distributions, assuming a total inelastic pp cross section of 69.2 mb [29].

The simulations are normalized to the theoretical cross sections and the integrated luminosity of the data. The cross sections for the DY and W +jets processes are normalized to their next-to-NLO (NNLO) prediction obtained from the FEWZ framework (v. 3.1.b2) [30]. Single top quark production is normalized to the approximate NNLO prediction [31], and diboson and $t\bar{t}+V$ processes to the NLO prediction [32–34]. The $t\bar{t}$ cross section, computed at NNLO with a next-to-next-to-leading logarithmic (NNLL) accuracy for soft gluon resummation, is 832_{-29}^{+20} (scale) ± 35 (PDF+ α_S) pb, where the scale uncertainty comes from varying the normalization and factorization scales and the PDF+ α_S uncertainty is obtained from different PDF sets and varying α_S [35].

4 Event reconstruction and selection

The data used for this analysis are from proton-proton (pp) collisions collected at $\sqrt{s} = 13$ TeV in the CMS detector, and correspond to an integrated luminosity of 35.9 fb^{-1} . The event selection is optimized to select $t\bar{t}$ events in which both top quarks decay to a leptonically decaying W boson.

The events are further selected and categorized into channels by lepton flavor (e^+e^- , $e^\pm\mu^\mp$, and $\mu^+\mu^-$). The selected events are required to pass a combination of single-lepton and dilepton triggers. In each event, at least one of the following triggers must be satisfied. The single-lepton trigger requires at least one isolated electron or muon with a transverse momentum $p_T > 27$ or 24 GeV and with $|\eta| < 2.4$, respectively. The same-flavor dilepton triggers require a leading- p_T lepton with $p_T > 23$ or 17 GeV, and a subleading- p_T lepton with $p_T > 12$ or 8 GeV. The different-flavor dilepton triggers require either an electron with $p_T > 12$ GeV and a muon with $p_T > 23$ GeV, or an electron with $p_T > 23$ GeV and a muon with $p_T > 8$ GeV.

The selected events are reconstructed offline using a particle-flow (PF) algorithm [36] that aims to reconstruct and identify each individual particle (PF candidate) in an event, with an optimized combination of information from the various elements of the CMS detector.

Electron candidates are reconstructed using tracking and ECAL information [37] and are excluded when their ECAL clusters are located in the transition region between the barrel and endcap detectors ($1.4442 < |\eta| < 1.5660$) because the reconstruction efficiency in this region is reduced. A relative isolation criterion $I_{\text{rel}} < 0.0588$ (0.0571) is applied for an electron candidate in the barrel (endcap), where the I_{rel} is defined as the p_{T} sum of all neutral hadron, charged hadron, and photon candidates within a distance $\Delta R = \sqrt{(\Delta\eta)^2 + (\Delta\phi)^2} = 0.3$ (where ϕ is the azimuthal angle in radians) from the electron candidate in η - ϕ space, divided by the p_{T} of the electron candidate, with a correction that suppresses the residual effect of pileup collisions [38]. In addition, electron identification requirements are applied to reject misidentified electron candidates and candidates originating from photon conversions. The electron candidates must have $p_{\text{T}} > 25$ and 20 GeV for the leading and subleading candidate, respectively, within $|\eta| < 2.4$.

Muon candidates are reconstructed from the track information in the tracker and muon system [39]. They must be in the same p_{T} and $|\eta|$ ranges as the electron candidates above.

A relative isolation requirement of $I_{\text{rel}} < 0.15$ is applied to muon candidates, calculated from reconstructed particles within $\Delta R = 0.4$ of the muon in η - ϕ space. In addition, muon identification requirements are used to reject muon candidates that are misidentified hadrons or come from the decay of charged pions or kaons [39].

Jets are reconstructed by clustering the PF candidates using the anti- k_{T} algorithm with a distance parameter $R = 0.4$ [40, 41]. The momentum of the jet is defined as the vector sum of all particle momenta in the jet cone, and is found from simulation to be within 5 to 10% of the true momentum over the entire p_{T} range of interest and detector acceptance. Since pileup collisions contribute calorimetric energy depositions and extra tracks, tracks identified as originating from pileup vertices are discarded [36]. In addition, an offset correction is applied to jet energies in order to remove the residual energy contribution from pileup [42]. The energy scale corrections of jets are obtained from simulation and used to bring the mean measured response to that of jets at particle level. In situ measurements of the momentum imbalance in dijet, photon+jets, Z+jets, and multijet events are used to account for any residual differences between jet energy in data and simulation [42]. Jets are required to have $p_{\text{T}} > 30$ GeV and $|\eta| < 2.4$. If the separation ΔR between the jet and the closest lepton is < 0.4 , the jet is discarded.

Jets originating from the fragmentation and hadronization of b quarks are identified (“b tagged”) using the combined secondary vertex algorithm that uses information from track impact parameters and secondary vertices identified within a given jet. The chosen working point provides a b jet identification efficiency of approximately 63% with a probability to misidentify light-flavor jets as b jets of $\approx 1\%$ in $t\bar{t}$ events [43].

The missing transverse momentum vector $\vec{p}_{\text{T}}^{\text{miss}}$ is defined as the projection on the plane perpendicular to the beam axis of the negative vector momenta sum of all reconstructed PF candidates in an event. Its magnitude is referred to as $p_{\text{T}}^{\text{miss}}$.

The selected events are required to have two oppositely charged isolated leptons (e^+e^- , $e^\pm\mu^\mp$, or $\mu^+\mu^-$) and at least two jets. At least one of the jets is required to be b tagged. Events with additional loosely isolated electron (muon) of $p_{\text{T}} > 20$ GeV are vetoed. An electron is considered loosely isolated if $I_{\text{rel}} < 0.175$ (barrel) or 0.159 (endcaps). A muon

is loosely isolated with $I_{\text{rel}} < 0.25$. The dilepton invariant mass must be greater than 20 GeV to suppress contributions from heavy-flavor resonance decays and low-mass DY events. In same-flavor lepton channels, the backgrounds from Z+jets are further suppressed by rejecting events with a dilepton invariant mass within 76 and 106 GeV (Z boson mass window) and requiring $p_{\text{T}}^{\text{miss}} > 40$ GeV. To estimate the remaining background contribution from Z+jets events in the same-flavor lepton channels, the events outside the Z mass window are normalized to the event yield in simulation within the Z boson mass window. As contamination from non-DY backgrounds can still be present in the Z boson mass window, this contribution is subtracted with the $e^{\pm}\mu^{\mp}$ channel scaled according to the event yields in the $e^{+}e^{-}$ and $\mu^{+}\mu^{-}$ channels. Other sources of background, such as single top quark production, diboson, $t\bar{t}+V$, $t\bar{t}$ other, misidentified leptons, and leptons within jets are estimated using simulations. In this analysis, the contribution from W+jets events is negligible.

Since the observables in eq. (1.2) contain the four-momenta of the top quark and antiquark or of the b quark and antiquark, a kinematic event reconstruction [44, 45] is necessary. The algorithm takes into account all combinations of jets and leptons and solves a system of equations based on the following constraints: $p_{\text{T}}^{\text{miss}}$ is assumed to originate solely from the two neutrinos; the invariant mass of the reconstructed W boson (m_{W}) is constrained to 80.4 GeV [46]; and the invariant mass of each reconstructed top quark is constrained to 172.5 GeV. Effects of detector resolution are taken into account through a random smearing of the measured energies and directions of the reconstructed lepton and b jet candidates according to their simulated resolutions. In addition, the assumed invariant mass of the W boson is varied according to the simulated Breit–Wigner distribution of W boson masses [46]. For a given smearing, we choose the solution of the equations for the neutrino momenta yielding the smallest invariant mass of the $t\bar{t}$ system. For each solution, a weight is calculated based on the spectrum of the true invariant mass of the lepton and b jet system from top quark decays at the particle level [45]. The weights are summed over 100 smearings for each combination, and the top quark and antiquark four-momenta are calculated as the weighted average. Among the combinations, we choose the assignment of jets and leptons that yields the maximum sum of weights. The efficiency of the kinematic reconstruction is defined as the fraction of the selected $t\bar{t}$ events where a solution is found, and is about 90% in both data and simulation. Using this kinematic reconstruction, the correct b jet assignment is found in approximately 64% of events. Events without solutions for the neutrino momenta are excluded from further analysis. Using this method, the four-momenta of the top quark and antiquark are reconstructed, as are those of the b and \bar{b} quark jets. Event yields for the individual dilepton channels after event selection are shown in table 1 for the prediction of the $t\bar{t}$ signal, various background processes, and the observed data.

In figure 1, distributions in the observables of the selected leptons and jets are shown for the $e^{\pm}\mu^{\mp}$ channel. The events in these distributions satisfy all event selection criteria. Figure 2 shows the p_{T} distributions of top quark and antiquark reconstructed in the dilepton channel. For each selected event, \mathcal{O}_1 and \mathcal{O}_3 are computed from the kinematic information of the reconstructed top quarks, b quark jets, and leptons. Figures 3 and 4 present the

Process	e^+e^-	$e^\pm\mu^\mp$	$\mu^+\mu^-$
$t\bar{t}$ signal	$22\,216 \pm 64 \pm 2759$	$104\,051 \pm 140 \pm 12\,717$	$45\,818 \pm 93 \pm 5732$
$t\bar{t}$ other	$3\,425 \pm 25 \pm 473$	$16\,787 \pm 56 \pm 2\,284$	$7\,502 \pm 38 \pm 1104$
Single top quark	$899 \pm 13 \pm 273$	$4\,265 \pm 28 \pm 1\,292$	$1\,793 \pm 18 \pm 544$
DY	$700 \pm 57 \pm 233$	$381 \pm 26 \pm 117$	$1\,627 \pm 95 \pm 117 \pm 543$
$t\bar{t}+V$	$72 \pm 2 \pm 22$	$302 \pm 4 \pm 89$	$144 \pm 3 \pm 43$
Diboson	$37 \pm 4 \pm 12$	$100 \pm 7 \pm 31$	$70 \pm 6 \pm 24$
Total prediction	$27\,350 \pm 90 \pm 3773$	$125\,878 \pm 155 \pm 16\,528$	$56\,954 \pm 140 \pm 7990$
Data	26 961	126 549	55 993

Table 1. Simulated event yields with their statistical uncertainties (second column) and systematic uncertainties (third column) for the three dilepton channels, after implementing event selection criteria, and normalized as described in the text. Observed selected events are also shown.

comparison of data and prediction for the observables \mathcal{O}_1 and \mathcal{O}_3 . In these figures, the values of \mathcal{O}_1 and \mathcal{O}_3 are divided by the fourth power of m_t to provide better visibility. In figures 1–4, the shaded bands in the predicted distributions correspond to the total uncertainty, summing in quadrature the effect of the systematic uncertainties discussed in section 5.2, and the statistical uncertainties in each bin.

5 Results

5.1 Extraction of asymmetries

The distributions in figures 3 and 4 are split into positive and negative regions based on the algebraic sign of the observable. The corresponding Poisson probability density functions for the observed and predicted numbers of events is used to construct a likelihood function that essentially reflects eq. (1.4). Using a maximum likelihood fit, the asymmetry $A_{\mathcal{O}_i}$ of the observable \mathcal{O}_i and the $t\bar{t}$ production cross section, $\sigma_{t\bar{t}}$, are extracted simultaneously with their statistical uncertainties. The maximum likelihood function is defined as

$$\mathcal{L}(A_{\mathcal{O}_i}, \sigma_{t\bar{t}}) = \mathcal{P}(N_+^{\text{obs}}, N_+^{\text{pred}}) \mathcal{P}(N_-^{\text{obs}}, N_-^{\text{pred}}), \quad (5.1)$$

where the variables N_\pm^{obs} and N_\pm^{pred} are the respective numbers of observed and predicted events in the positive and negative regions of \mathcal{O}_i , and $\mathcal{P}(N_\pm^{\text{obs}}, N_\pm^{\text{pred}})$ denotes their Poisson probability density functions. The predicted number of events N_\pm^{pred} is assumed to be a function of the two fitted parameters, $A_{\mathcal{O}_i}$ and $\sigma_{t\bar{t}}$:

$$N_\pm^{\text{pred}} = N^{t\bar{t}} \frac{1 \pm A_{\mathcal{O}_i}}{2} + N^{\text{bkg}} f_\pm^{\text{bkg}}, \quad (5.2)$$

where $N^{t\bar{t}} = L\mathcal{B}\varepsilon_{\text{sig}}\sigma_{t\bar{t}}$, with L the integrated luminosity, \mathcal{B} the dileptonic branching fraction, and ε_{sig} the signal efficiency. The first term in eq. (5.2) reflects the number of $t\bar{t}$ signal events, where $N^{t\bar{t}}$ includes the positive and negative regions. In the second term,

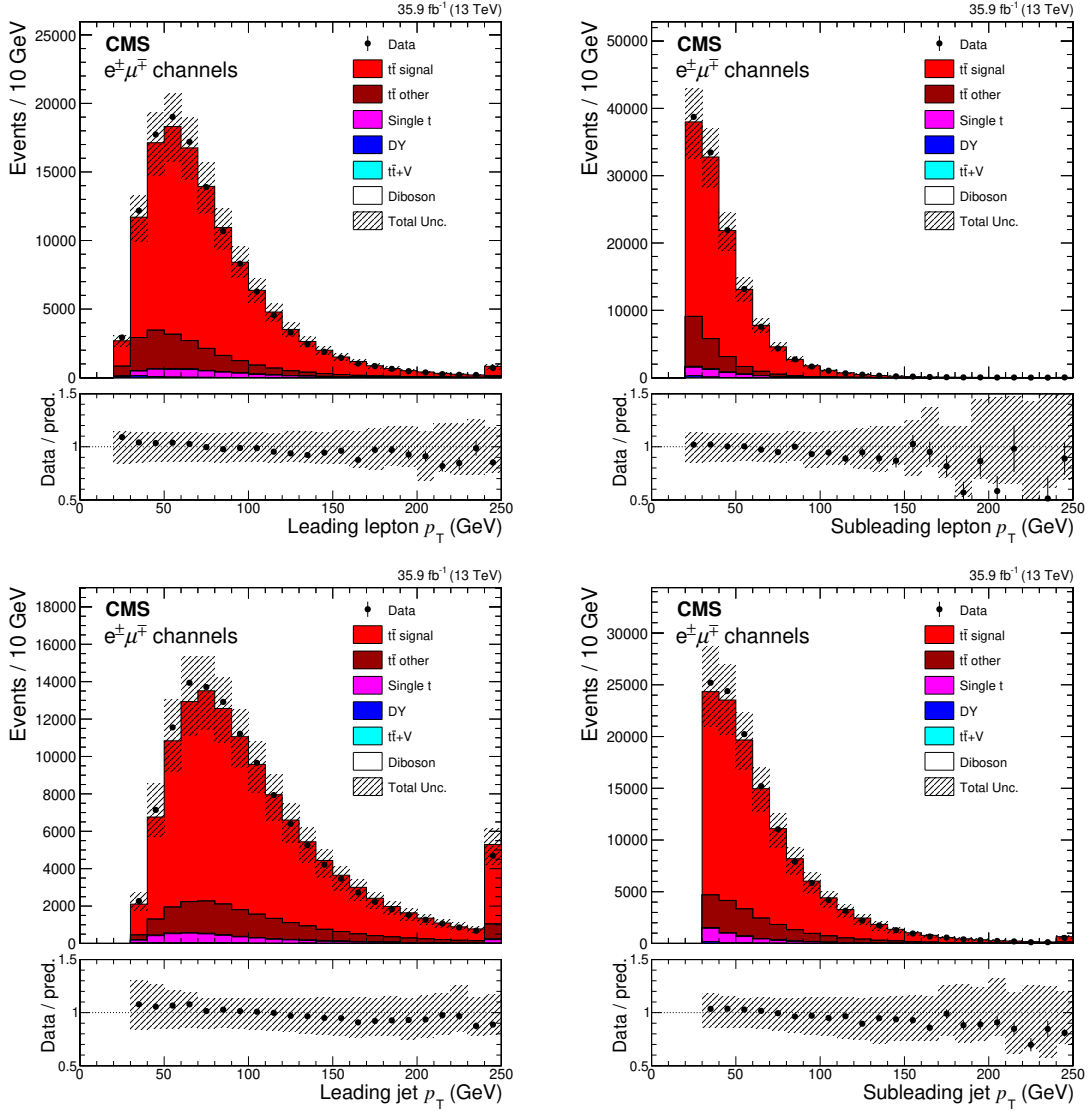


Figure 1. The comparisons of the predictions and observed data in the kinematic distributions of the p_T of the leading lepton (upper left), subleading lepton (upper right), leading jet (lower left), and subleading jet (lower right) in the $e^\pm\mu^\mp$ channels. The vertical bars on the markers of the observed data represent the statistical uncertainties. The shaded band in the predicted distributions includes statistical and systematic uncertainties. The last bin in each plot includes overflow events. The ratio of the data to the predictions from simulation is presented in the lower panel of each figure.

N^{bkg} is the total number of events for all background processes combined, while f_+^{bkg} and f_-^{bkg} is the fraction of the number of background events in the positive (negative) regions of observable \mathcal{O}_i . Both f^{bkg} and N^{bkg} are fixed based on the background contributions in table 1. Finally, the CP asymmetry and $\sigma_{t\bar{t}}$ are extracted simultaneously by minimizing the negative log-likelihood function

$$-\log \mathcal{L}(A_{\mathcal{O}_i}, \sigma_{t\bar{t}}) \propto (-N_+^{\text{obs}} \log N_+^{\text{pred}} + N_+^{\text{pred}} - N_-^{\text{obs}} \log N_-^{\text{pred}} + N_-^{\text{pred}}). \quad (5.3)$$

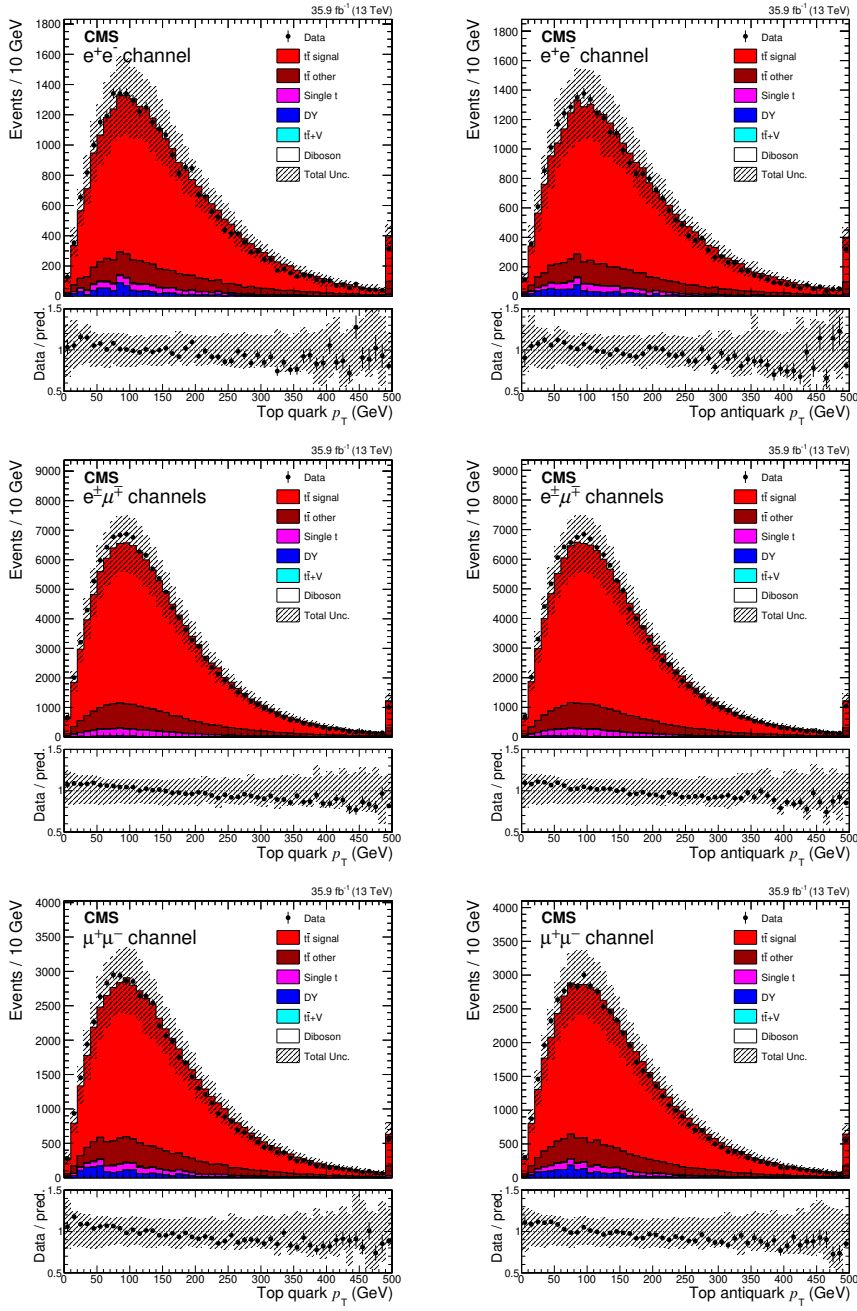


Figure 2. The comparisons of the predictions and observed data in the p_T distributions in the top quark (left) and antiquark (right) in the e^+e^- (upper), $e^\pm\mu^\mp$ (middle) and $\mu^+\mu^-$ (lower) channels. The vertical bars on the markers of the observed data represent the statistical uncertainties. The shaded band in the predicted distributions includes statistical and systematic uncertainties. The last bin in each plot includes overflow events. The ratio of the data to the predictions from simulation is presented in the lower panel of each figure.

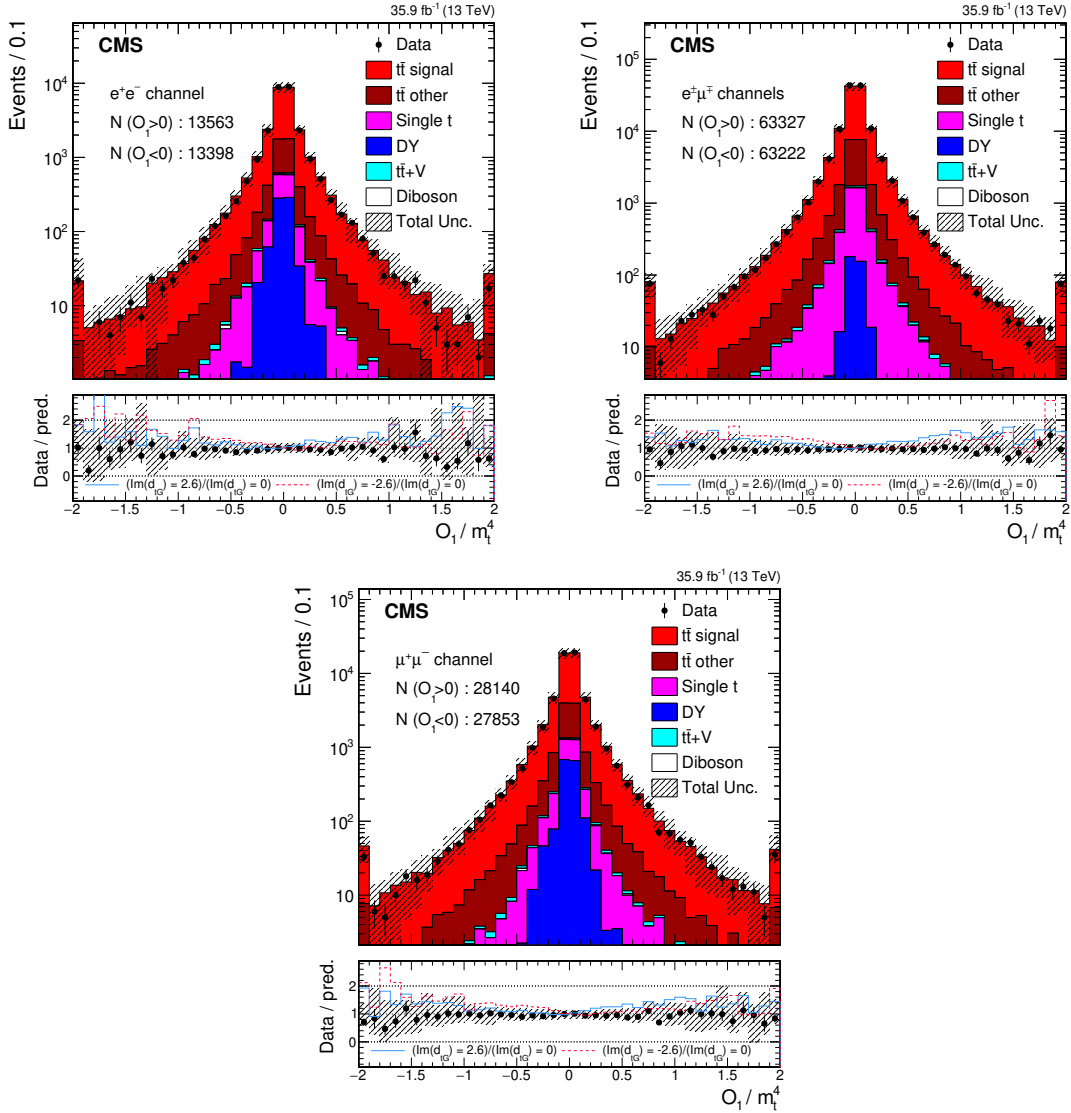


Figure 3. The comparisons of the predictions and observed data in \mathcal{O}_1 in the e^+e^- (upper left), $e^\pm\mu^\mp$ (upper right), and $\mu^+\mu^-$ (lower) channel. In this figure, the values of \mathcal{O}_1 are divided by the fourth power of m_t to provide better visibility. The vertical bars on the markers of the observed data represent the statistical uncertainties. The shaded band in the predicted distributions includes statistical and systematic uncertainties. The first and last bins in each plot includes underflow and overflow events, respectively. The ratio of the data to the predictions from simulation is presented in the lower panel of each figure. The solid blue line shows the ratio of predictions for $\text{Im}(d_{tG}) = 2.6$ and $\text{Im}(d_{tG}) = 0$, and the dashed red line represents the ratio $\text{Im}(d_{tG}) = -2.6$ and $\text{Im}(d_{tG}) = 0$, using the CEDM samples.

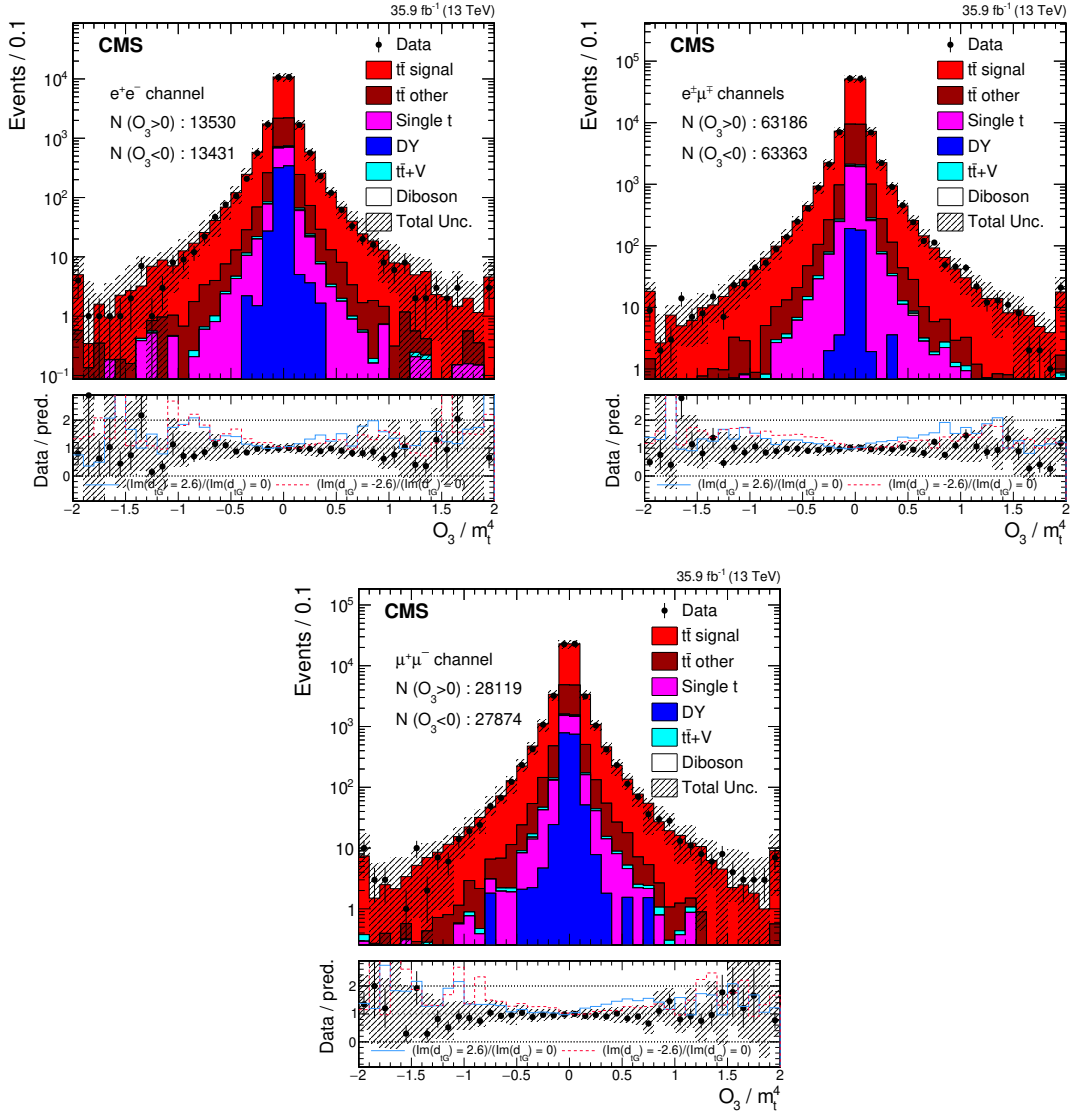


Figure 4. The comparisons of the predictions and observed data in \mathcal{O}_3 in the e^+e^- (upper left), $e^\pm\mu^\mp$ (upper right), and $\mu^+\mu^-$ (lower) channel. In this figure, the values of \mathcal{O}_3 are divided by the fourth power of m_t to provide better visibility. The vertical bars on the markers of the observed data represent the statistical uncertainties. The shaded band in the predicted distributions includes statistical and systematic uncertainties. The ratio of the data to the predictions from simulation is presented in the lower panel of each figure. The first and last bins in each plot includes underflow and overflow events, respectively. The solid blue line shows the ratio of predictions for $\text{Im}(d_{tG}) = 2.6$ and $\text{Im}(d_{tG}) = 0$, and the dashed red line represents the ratio $\text{Im}(d_{tG}) = -2.6$ and $\text{Im}(d_{tG}) = 0$, using the CEDM samples.

Observable	Asymmetry and uncertainty ($\times 10^{-3}$)		
	e^+e^-	$e^\pm\mu^\mp$	$\mu^+\mu^-$
$A_{\mathcal{O}_1}$	8.8 ± 7.5	0.6 ± 3.4	6.9 ± 5.3
$A_{\mathcal{O}_3}$	4.1 ± 7.5	-1.7 ± 3.4	6.1 ± 5.3

Table 2. Measured asymmetries of \mathcal{O}_1 and \mathcal{O}_3 with statistical uncertainties.

The resulting asymmetries with their statistical uncertainties are shown in table 2, and the extracted cross section is consistent with previous CMS results [45].

The asymmetries of \mathcal{O}_1 and \mathcal{O}_3 are statistically correlated, and the correlation factor is determined from pseudo-experiments to be 46%.

5.2 Systematic uncertainties

Systematic uncertainties may affect the asymmetries $A_{\mathcal{O}_i}$ and the CEDM values. The effect of each systematic uncertainty is estimated by shifting the nominal prediction by the uncertainty and repeating the asymmetry measurement. The uncertainty is taken as the average of the absolute value of the shifts of asymmetries in the up and down directions. This allows the reduction in the statistical fluctuations in the variations. The total systematic uncertainty is calculated by adding the effect of the individual variations in quadrature. In this section, we discuss each of the sources assessed to be relevant in the analysis.

The uncertainty in the integrated luminosity determination is 2.5% [47, 48]. The uncertainty from the modeling of the number of pileup interactions is obtained by changing the inelastic pp cross section assumed in the simulation by $\pm 4.6\%$, consistent with the cross section uncertainty presented in ref. [29].

The efficiencies of the triggers in data are measured as the fraction of events passing alternative triggers based on a p_T^{miss} requirement that also satisfies the criteria of the trigger of interest [45, 49]. As the efficiency of the p_T^{miss} requirement is only weakly correlated with the dilepton trigger efficiencies, the bias introduced by the p_T^{miss} requirement is negligible. The efficiencies are close to unity in both data and simulation, as are the corresponding data-to-simulation scale factors. These scale factors are changed within their uncertainties to take into account the corresponding uncertainties in the efficiency. The scale factors for the lepton identification and isolation efficiencies are determined using a tag-and-probe method [50, 51], and the uncertainties are estimated by varying the scale factors by their uncertainties.

The calibration of the electron and muon momentum scales are varied within their uncertainties, and separately for each lepton [37, 39].

The uncertainty arising from b tagging is estimated by varying the measured b tagging scale factors within one standard deviation, depending on the p_T and η of the b jets [43]. The b tagging uncertainties for heavy-flavor (b and c) and light-flavor (u, d, s, and gluon) jets are calculated separately, and combined in quadrature to provide the total b tagging uncertainty.

The uncertainty arising from the jet energy scale (JES) is determined by changing the individual sources of uncertainty in the JES in bins of jet p_T and η , and taking their sums in quadrature [42]. These changes are then propagated to the uncertainties in p_T^{miss} .

An additional uncertainty in the calculation of p_T^{miss} is estimated by varying the energies of reconstructed particles not clustered into jets.

The uncertainty originating from the jet energy resolution (JER) is determined by changing the JER in simulation within its uncertainty within different η regions [42].

The simulated background samples were generated with a limited number of events. Therefore, the total number of background events is affected by statistical fluctuations in these samples. The fluctuations in asymmetries originating from such limitations are evaluated through nuisance parameters in the likelihood function associated with the numbers of the background events in the negative and positive regions of the observables. The likelihood function in eq. (5.1) can be modified as:

$$\mathcal{L}(A_{\mathcal{O}_i}, \sigma_{t\bar{t}}) = \mathcal{P}(N_+^{\text{obs}}, N_+^{\text{pred}}) \mathcal{P}(N_-^{\text{obs}}, N_-^{\text{pred}}) G(N_-^{\text{bkg}} | \mu_-^{\text{bkg}}, \sigma_-^{\text{bkg}}) G(N_+^{\text{bkg}} | \mu_+^{\text{bkg}}, \sigma_+^{\text{bkg}}), \tag{5.4}$$

where μ_{\pm}^{bkg} and $\sigma_{\pm}^{\text{bkg}}$ are the mean and the statistical uncertainty of the expected background processes. Gaussian constraints are imposed on the nuisance parameters.

The uncertainty in the normalization of the expected background processes other than $t\bar{t}$ is estimated through scaling the background yield in simulation up and down by 30% [51], and then extracting the asymmetries.

The uncertainty in the PDFs used to simulate the $t\bar{t}$ production is obtained using the NNPDF3.0 PDFs [52]. The impact of the uncertainty in the renormalization and factorization scale in the $t\bar{t}$ simulation is estimated by varying the factorization and renormalization scales used during the generation of the simulated sample independently by factors of 0.5 and 2. The extreme cases where one scale is varied up, while the other one is varied down, are not considered.

The dependence of the asymmetries and of the CEDM on the assumed value of m_t is estimated by varying the generated m_t in the simulation by ± 1 GeV with respect to the default value of 172.5 GeV.

Previous studies have shown that the p_T distribution of the top quark in data is softer than expected in the NLO simulation of $t\bar{t}$ production [44, 45, 53–55]. A reweighting procedure based on the p_T spectrum of the top quark is applied to the nominal POWHEG prediction at NLO on an event-by-event basis so as to match the simulated spectrum of the top quark p_T to data. The change in the result is taken as the systematic uncertainty.

The uncertainty in the b jet modeling has three components. The fragmentation into b hadrons is varied in simulation within the uncertainties of the Bowler–Lund fragmentation function tuned to ALEPH [56] and DELPHI [57] data. In addition, the difference between the Bowler–Lund [58] and the Peterson [59] fragmentation functions is included in the uncertainty. Lastly, the uncertainty from the semileptonic b hadron branching fraction is obtained by varying it by -0.45 and $+0.77\%$, which is the range of the measurements from B^0/B^+ decays and their uncertainties [46].

The uncertainty in the matching scale between the matrix element (ME) and the parton shower is evaluated by varying the h_{damp} parameter that regulates the emissions in POWHEG. The nominal value of h_{damp} in the simulation is $1.58m_t$, and the modified values are $0.99m_t$ and $2.24m_t$, obtained from tuning the parameter using $t\bar{t}$ data at $\sqrt{s} = 8$ and 13 TeV [25].

The default setup in PYTHIA includes a multiple-parton interaction (MPI) scheme of the color reconnection (CR) model with “early” resonance decays switched off. To estimate the uncertainty from this choice of model, the analysis is repeated using three other CR models within PYTHIA: the MPI-based scheme with early resonance decays switched on, a gluon-move scheme [60], and a scheme [61] inspired by quantum chromodynamics (QCD). The total uncertainty from CR modeling is estimated by taking the maximum deviation from the nominal result.

The uncertainty from the modeling of the underlying event is estimated by varying the parameters that govern the underlying event modeling of the PS tune CUETP8M2T4 in PYTHIA 8 up and down within their uncertainties [24, 25].

The renormalization scale for initial- and final-state gluon radiation (ISR and FSR) is varied up and down by a factor of 2 (for ISR) and $\sqrt{2}$ (for FSR) in order to estimate the uncertainty attributed to the shower model [24].

The observables \mathcal{O}_1 and \mathcal{O}_3 in eqs. (1.2) and (1.3) are related to Levi-Civita tensors contracted with the four-momenta of t , \bar{t} , b , and \bar{b} quark jets, and two leptons. These four-momenta and the observables are affected by the uncertainties in detector measurements. A fluctuation in a measurement caused by detector response effects can change the sign of the observables in an event, and as a consequence dilute the asymmetries. We have considered the charge misidentification as additional systematic source that can dilute the asymmetries.

Charge misidentification: the tracks of charged particles at high momenta become almost straight lines in the 3.8 T magnetic field. Fluctuations in the measured hit positions along the track can change the sign of the sagitta and thereby change the sign of the charged track. In such cases, the lepton charge can be misidentified, which would result in a dilution of the asymmetry. We identify two ways of misidentifying lepton charge. In the first case, the charge of one lepton is assumed to be correctly identified while the charge of the other lepton is misidentified. Since the leptons would have the same charge, events would be rejected by the $t\bar{t}$ signal selection requirement of oppositely charged lepton pairs. The probability of the charge of one lepton being misidentified is calculated separately for the positive and negative region of the observables. Based on this probability, events are vetoed and the asymmetry measurements are repeated. In the second case, the charges of both leptons are assumed to be misidentified. In this case, the positions of the four-momenta of ℓ^+ and ℓ^- are swapped in the Levi-Civita tensor. Consequently, the sign of the tensor changes because of the properties of the matrix determinant. The measured misidentification probability is applied to measured rate is applied to the MC to obtain the probability of misidentification in both the positive and negative regions. Assuming the worst-case scenario in which events in only one of the regions contain two leptons with misidentified charge and migrate into the other region, the number of events in the regions

can be re-estimated. The changes in asymmetries in the individual channels are taken as uncertainty on the asymmetry arising from charge misidentification. The likelihood for the lepton charge to be mismeasured is described as a function of the p_T and η of the lepton. For an electron (muon) with a p_T between 20 and 50 GeV and an $|\eta|$ less than 2.4, the charge misidentification rate is about 0.17% (0.03%). Therefore, the probability of misidentifying two central charged leptons (and thus swapping the sign of $\mathcal{O}_1/\mathcal{O}_3$) is 3×10^{-6} in the dielectron channel and negligible in the $e\mu$ and dimuon channels. In the endcaps, the charge misidentification probability is up to 2% for electrons, which is well described by our MC simulation, as checked using the tag-and-probe method in Z boson events.

The asymmetries measured in the three dilepton channels are combined using the best linear unbiased estimator method [62], taking into account the correlation of the systematic uncertainties across channels. The systematic uncertainties are assumed to be fully correlated across channels, except for the uncertainty in the limited number of simulated background events and in the normalization of the background models. Since these systematic sources are statistically independent, they can be taken as uncorrelated uncertainties. The statistical uncertainties are assumed to be uncorrelated. The contributions of systematic uncertainties and additional sources are summarized in table 3.

5.3 Extraction of CEDM

As indicated in eq. (1.1), the $t\bar{t}$ production vertex is modified by the presence of CEDMs, leading to CP violation. According to ref. [8], the asymmetry defined in eq. (1.4) is linearly proportional to the CEDM. Dedicated $t\bar{t}$ events with such CP modifications in eq. (1.1) are generated using MADGRAPH5_amc@NLO interfaced to PYTHIA 8 [23] using the UE tune CUETP8M2T4.

Seven samples are generated with different values of the dimensionless CEDM d_{tG} parameter (which are $-2.6, -1.0, -0.5, 0, 0.5, 1.0, 2.6$). These samples include the CMS full detector simulation.

Figure 5 shows the expected asymmetries as a function of $\text{Im}(d_{tG})$. Within one standard deviation, the measured asymmetries are linearly proportional to the input CEDM values for both \mathcal{O}_1 and \mathcal{O}_3 . The relation between the asymmetry A and the CEDM can be written as

$$A = a \text{Im}(d_{tG}) + b. \tag{5.5}$$

The parameters a and b are obtained from a least-squares fit to the values obtained from the simulated samples. From this relation, $\text{Im}(d_{tG})$ is extracted from the measured asymmetry as

$$\text{Im}(d_{tG}) = \frac{A_{\text{measured}} - b}{a}. \tag{5.6}$$

The uncertainty in the measured dimensionless CEDM $\text{Im}(d_{tG})$ is calculated using the full

Source	Uncertainty ($\times 10^{-3}$)							
	e^+e^-		$e^\mp\mu^\pm$		$\mu^+\mu^-$		Combined	
	$A_{\mathcal{O}_1}$	$A_{\mathcal{O}_3}$	$A_{\mathcal{O}_1}$	$A_{\mathcal{O}_3}$	$A_{\mathcal{O}_1}$	$A_{\mathcal{O}_3}$	$A_{\mathcal{O}_1}$	$A_{\mathcal{O}_3}$
Luminosity	0.0	0.0	0.0	0.0	0.0	0.0	0.0	0.0
Pileup	0.3	0.0	0.0	0.0	0.1	0.8	0.1	0.2
Lepton Identification	0.1	0.0	0.0	0.0	0.1	0.1	0.0	0.0
Lepton Isolation	0.0	0.0	0.0	0.0	0.0	0.0	0.0	0.0
Trigger	0.0	0.0	0.0	0.0	0.0	0.0	0.0	0.0
Electron momentum scale/smearing	1.2	1.1	0.2	0.2	—	—	0.3	0.2
Muon momentum scale	—	—	0.1	0.2	2.3	1.0	0.5	0.3
JES	1.9	0.6	0.1	0.2	2.3	0.7	0.7	0.3
JER	2.0	0.7	0.3	0.2	1.2	0.3	0.6	0.2
b tagging	0.1	0.0	0.0	0.0	0.1	0.1	0.0	0.0
Normalization of background models	0.3	0.0	0.0	0.0	0.1	0.1	0.0	0.0
Limited simulated background sample size	2.9	2.9	0.6	0.6	2.3	2.3	0.7	0.7
PDF	0.1	0.3	0.2	0.2	0.2	0.2	0.1	0.1
ME-PS matching	0.8	1.4	0.3	0.7	0.8	1.5	0.4	0.9
Color reconnection	1.9	3.8	1.6	1.0	1.0	0.9	1.5	1.1
Underlying event	0.6	0.9	1.4	1.1	1.4	1.0	1.4	1.0
ISR	1.5	1.8	0.2	0.2	0.3	0.5	0.3	0.3
FSR	1.0	1.9	0.8	0.6	0.6	0.3	0.7	0.6
Hadronization	2.0	0.5	0.6	0.3	1.7	0.2	0.9	0.3
m_t	0.9	0.1	0.4	0.2	0.0	0.1	0.4	0.1
top quark p_T	0.0	0.0	0.0	0.0	0.0	0.0	0.0	0.0
Charge misidentification	0.8	0.8	0.4	0.4	0.1	0.1	0.3	0.3
Total systematic uncertainty	5.6	6.0	2.6	2.0	5.0	3.5	2.8	2.2

Table 3. Systematic uncertainties in the measured asymmetries of \mathcal{O}_1 and \mathcal{O}_3 , for the individual and combined channels.

covariance matrix from the fit as

$$\Delta_{\text{Im}(d_{tG})}^2 = \begin{pmatrix} \frac{\partial \text{Im}(d_{tG})}{\partial A} & \frac{\partial \text{Im}(d_{tG})}{\partial b} & \frac{\partial \text{Im}(d_{tG})}{\partial a} \end{pmatrix} \begin{pmatrix} \Delta_A^2 & 0 & 0 \\ 0 & \Delta_b^2 & \text{cov}(b, a) \\ 0 & \text{cov}(a, b) & \Delta_a^2 \end{pmatrix} \begin{pmatrix} \frac{\partial \text{Im}(d_{tG})}{\partial A} \\ \frac{\partial \text{Im}(d_{tG})}{\partial b} \\ \frac{\partial \text{Im}(d_{tG})}{\partial a} \end{pmatrix}, \tag{5.7}$$

with $\Delta_{\text{Im}(d_{tG})}$ being the uncertainty in $\text{Im}(d_{tG})$, and Δ_A , Δ_a , and Δ_b the uncertainties in A , a , and b . The measured asymmetries for the combined dilepton channel are used to extract the CEDM for \mathcal{O}_1 and \mathcal{O}_3 . The measured values for the dimensionless CEDM $\text{Im}(d_{tG})$ with their statistical and systematic uncertainties are given in table 4.

The measured asymmetries and CEDMs are consistent with the expectation from the SM of a negligible CP asymmetry. The measurement of the $t\bar{t}$ spin correlation in the CMS

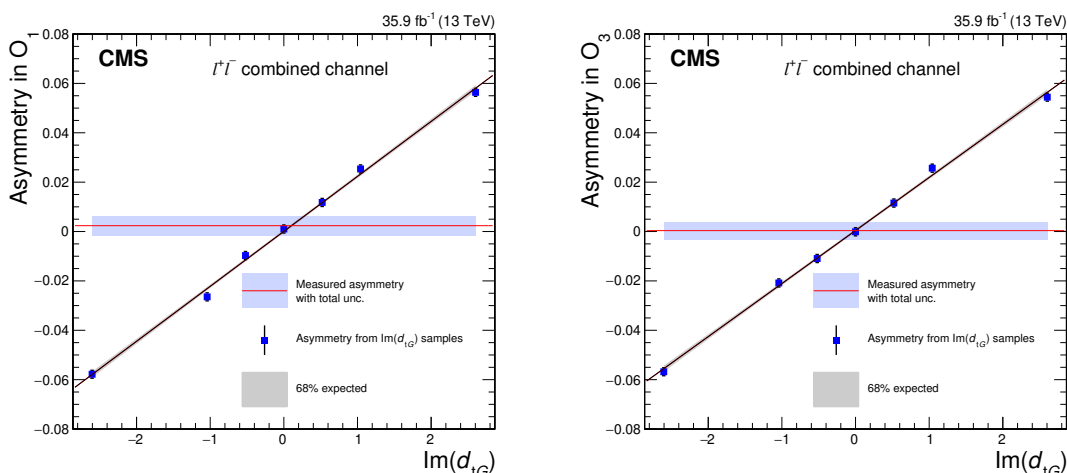


Figure 5. Asymmetries as a function of $\text{Im}(d_{tG})$ for \mathcal{O}_1 (left) and \mathcal{O}_3 (right), for the combined dilepton channels. The band corresponds to the uncertainties at the 68% confidence level, of the linear fits. The square markers are the asymmetries measured using simulated samples corresponding to the different $\text{Im}(d_{tG})$ values. The horizontal line indicates the measured asymmetry, and the shaded region reflects the total statistical and systematic uncertainty.

Observable	Asymmetry ($\times 10^{-3}$)	$\text{Im}(d_{tG})$
$A_{\mathcal{O}_1}$	2.4 ± 2.8 (stat) ± 2.8 (syst)	0.10 ± 0.12 (stat) ± 0.12 (syst)
$A_{\mathcal{O}_3}$	0.4 ± 2.8 (stat) ± 2.2 (syst)	0.00 ± 0.13 (stat) ± 0.10 (syst)

Table 4. The measured asymmetries of \mathcal{O}_1 and \mathcal{O}_3 , and dimensionless CEDM $\text{Im}(d_{tG})$, extracted using the asymmetries in \mathcal{O}_1 and \mathcal{O}_3 , with their uncertainties.

experiment [63] also provided a CEDM value using \hat{d}_t proposed in ref. [64]. The value \hat{d}_t from the measured $t\bar{t}$ spin correlation is $-0.020 < \hat{d}_t < 0.012$ at the 95% confidence level. The parameter \hat{d}_t is related to $\text{Im}(d_{tG})$ as

$$\frac{\hat{d}_t}{m_t} = \frac{\sqrt{2}v}{\Lambda^2} \text{Im}(d_{tG}). \quad (5.8)$$

At a new physics scale $\Lambda = 1$ TeV, using eqs. (1.1) and (5.8), the measured $\text{Im}(d_{tG})$ values can be converted into \hat{d}_t , resulting in $-0.014 < \hat{d}_t < 0.027$ and $-0.019 < \hat{d}_t < 0.019$ at the 95% confidence level, extracted from the asymmetries of \mathcal{O}_1 and \mathcal{O}_3 , respectively. Hence, the sensitivity of this analysis to the CEDM \hat{d}_t value is similar to that of the $t\bar{t}$ spin correlation analysis.

6 Summary

Violations of CP symmetry are studied in top quark pair production in the dilepton final state. The analysis is based on proton-proton collisions at a center-of-mass energy of 13 TeV, collected by the CMS experiment and corresponding to an integrated luminosity

of 35.9 fb^{-1} . The analysis uses two observables, \mathcal{O}_1 and \mathcal{O}_3 , which are related to the Levi-Civita tensor contracted with the four-momenta of the leptons, the jets originating from the b quarks, and the top quarks. Asymmetries are measured in these observables and converted to measurements of the chromoelectric dipole moment (CEDM) of the top quark, represented by the dimensionless CEDM $\text{Im}(d_{tG})$. The measured $\text{Im}(d_{tG})$ based on the asymmetries of the \mathcal{O}_1 and \mathcal{O}_3 observables in the combined dilepton channels are $0.10 \pm 0.12 (\text{stat}) \pm 0.12 (\text{syst})$, and $0.00 \pm 0.13 (\text{stat}) \pm 0.10 (\text{syst})$, respectively. These results are consistent with the expectation of the standard model (SM), since in the SM prediction, the size of CP violation and the CEDM ($\text{Im}(d_{tG})$) is negligible. In this analysis, the extracted CEDMs are compared with the CEDM measured in the $t\bar{t}$ spin correlation analysis [63], and the sensitivity is found to be similar.

Acknowledgments

We congratulate our colleagues in the CERN accelerator departments for the excellent performance of the LHC and thank the technical and administrative staffs at CERN and at other CMS institutes for their contributions to the success of the CMS effort. In addition, we gratefully acknowledge the computing centers and personnel of the Worldwide LHC Computing Grid and other centers for delivering so effectively the computing infrastructure essential to our analyses. Finally, we acknowledge the enduring support for the construction and operation of the LHC, the CMS detector, and the supporting computing infrastructure provided by the following funding agencies: BMBWF and FWF (Austria); FNRS and FWO (Belgium); CNPq, CAPES, FAPERJ, FAPERGS, and FAPESP (Brazil); MES and BNSF (Bulgaria); CERN; CAS, MoST, and NSFC (China); MINCIENCIAS (Colombia); MSES and CSF (Croatia); RIF (Cyprus); SENESCYT (Ecuador); MoER, ERC PUT and ERDF (Estonia); Academy of Finland, MEC, and HIP (Finland); CEA and CNRS/IN2P3 (France); BMBF, DFG, and HGF (Germany); GSRI (Greece); NKFIH (Hungary); DAE and DST (India); IPM (Iran); SFI (Ireland); INFN (Italy); MSIP and NRF (Republic of Korea); MES (Latvia); LAS (Lithuania); MOE and UM (Malaysia); BUAP, CINVESTAV, CONACYT, LNS, SEP, and UASLP-FAI (Mexico); MOS (Montenegro); MBIE (New Zealand); PAEC (Pakistan); MES and NSC (Poland); FCT (Portugal); MESTD (Serbia); MCIN/AEI and PCTI (Spain); MOSTR (Sri Lanka); Swiss Funding Agencies (Switzerland); MST (Taipei); MHESI and NSTDA (Thailand); TUBITAK and TENMAK (Turkey); NASU (Ukraine); STFC (United Kingdom); DOE and NSF (USA).

Individuals have received support from the Marie-Curie program and the European Research Council and Horizon 2020 Grant, contract Nos. 675440, 724704, 752730, 758316, 765710, 824093, 884104, and COST Action CA16108 (European Union); the Leventis Foundation; the Alfred P. Sloan Foundation; the Alexander von Humboldt Foundation; the Belgian Federal Science Policy Office; the Fonds pour la Formation à la Recherche dans l'Industrie et dans l'Agriculture (FRIA-Belgium); the Agentschap voor Innovatie door Wetenschap en Technologie (IWT-Belgium); the F.R.S.-FNRS and FWO (Belgium) under the "Excellence of Science – EOS" – be.h project n. 30820817; the Beijing Municipal Science & Technology Commission, No. Z191100007219010; the Ministry of Education, Youth and

Sports (MEYS) of the Czech Republic; the Hellenic Foundation for Research and Innovation (HFRI), Project Number 2288 (Greece); the Deutsche Forschungsgemeinschaft (DFG), under Germany’s Excellence Strategy — EXC 2121 “Quantum Universe” — 390833306, and under project number 400140256 — GRK2497; the Hungarian Academy of Sciences, the New National Excellence Program — ÚNKP, the NKFIH research grants K 124845, K 124850, K 128713, K 128786, K 129058, K 131991, K 133046, K 138136, K 143460, K 143477, 2020-2.2.1-ED-2021-00181, and TKP2021-NKTA-64 (Hungary); the Council of Science and Industrial Research, India; the Latvian Council of Science; the Ministry of Education and Science, project no. 2022/WK/14, and the National Science Center, contracts Opus 2021/41/B/ST2/01369 and 2021/43/B/ST2/01552 (Poland); the Fundação para a Ciência e a Tecnologia, grant CEECIND/01334/2018 (Portugal); the National Priorities Research Program by Qatar National Research Fund; MCIN/AEI/10.13039/501100011033, ERDF “a way of making Europe”, and the Programa Estatal de Fomento de la Investigación Científica y Técnica de Excelencia María de Maeztu, grant MDM-2017-0765 and Programa Severo Ochoa del Principado de Asturias (Spain); the Chulalongkorn Academic into Its 2nd Century Project Advancement Project, and the National Science, Research and Innovation Fund via the Program Management Unit for Human Resources & Institutional Development, Research and Innovation, grant B05F650021 (Thailand); the Kavli Foundation; the Nvidia Corporation; the SuperMicro Corporation; the Welch Foundation, contract C-1845; and the Weston Havens Foundation (USA).

Open Access. This article is distributed under the terms of the Creative Commons Attribution License ([CC-BY 4.0](https://creativecommons.org/licenses/by/4.0/)), which permits any use, distribution and reproduction in any medium, provided the original author(s) and source are credited.

References

- [1] J.H. Christenson, J.W. Cronin, V.L. Fitch and R. Turlay, *Evidence for the 2π decay of the K_2^0 meson*, *Phys. Rev. Lett.* **13** (1964) 138 [[INSPIRE](#)].
- [2] BABAR and BELLE collaborations, *The physics of the B factories*, *Eur. Phys. J. C* **74** (2014) 3026 [[arXiv:1406.6311](#)] [[INSPIRE](#)].
- [3] LHCb collaboration, *Observation of CP violation in charm decays*, *Phys. Rev. Lett.* **122** (2019) 211803 [[arXiv:1903.08726](#)] [[INSPIRE](#)].
- [4] LHCb collaboration, *First observation of CP violation in the decays of B_s^0 mesons*, *Phys. Rev. Lett.* **110** (2013) 221601 [[arXiv:1304.6173](#)] [[INSPIRE](#)].
- [5] A.D. Sakharov, *Violation of CP Invariance, C asymmetry, and baryon asymmetry of the universe*, *Pisma Zh. Eksp. Teor. Fiz.* **5** (1967) 32 [[INSPIRE](#)].
- [6] G.R. Farrar and M.E. Shaposhnikov, *Baryon asymmetry of the universe in the standard electroweak theory*, *Phys. Rev. D* **50** (1994) 774 [[hep-ph/9305275](#)] [[INSPIRE](#)].
- [7] S.K. Gupta, A.S. Mete and G. Valencia, *CP violating anomalous top-quark couplings at the LHC*, *Phys. Rev. D* **80** (2009) 034013 [[arXiv:0905.1074](#)] [[INSPIRE](#)].

- [8] A. Hayreter and G. Valencia, *T-odd correlations from the top-quark chromoelectric dipole moment in lepton plus jets top-pair events*, *Phys. Rev. D* **93** (2016) 014020 [[arXiv:1511.01464](#)] [[INSPIRE](#)].
- [9] D. Atwood, S. Bar-Shalom, G. Eilam and A. Soni, *CP violation in top physics*, *Phys. Rept.* **347** (2001) 1 [[hep-ph/0006032](#)] [[INSPIRE](#)].
- [10] G. Valencia, *CP violation in top-quark pair production and decay*, *PoS HQL2012* (2012) 050 [[arXiv:1301.0962](#)] [[INSPIRE](#)].
- [11] CMS collaboration, *Search for CP violation in $t\bar{t}$ production and decay in proton-proton collisions at $\sqrt{s} = 8$ TeV*, *JHEP* **03** (2017) 101 [[arXiv:1611.08931](#)] [[INSPIRE](#)].
- [12] CMS collaboration, *Search for CP violation using $t\bar{t}$ events in the lepton+jets channel in pp collisions at $\sqrt{s} = 13$ TeV*, *JHEP* **06** (2023) 081 [[arXiv:2205.02314](#)] [[INSPIRE](#)].
- [13] CMS collaboration, *Search for CP violating top quark couplings in pp collisions at $\sqrt{s} = 13$ TeV*, <https://www.hepdata.net/record/ins2082532> [[DOI:10.17182/HEPDATA.106001](#)].
- [14] CMS collaboration, *The CMS trigger system, 2017 JINST* **12** P01020 [[arXiv:1609.02366](#)] [[INSPIRE](#)].
- [15] CMS collaboration, *The CMS Experiment at the CERN LHC, 2008 JINST* **3** S08004 [[INSPIRE](#)].
- [16] P. Nason, *A new method for combining NLO QCD with shower Monte Carlo algorithms*, *JHEP* **11** (2004) 040 [[hep-ph/0409146](#)] [[INSPIRE](#)].
- [17] S. Frixione, P. Nason and G. Ridolfi, *A positive-weight next-to-leading-order Monte Carlo for heavy flavour hadroproduction*, *JHEP* **09** (2007) 126 [[arXiv:0707.3088](#)] [[INSPIRE](#)].
- [18] S. Frixione, P. Nason and C. Oleari, *Matching NLO QCD computations with Parton Shower simulations: the POWHEG method*, *JHEP* **11** (2007) 070 [[arXiv:0709.2092](#)] [[INSPIRE](#)].
- [19] S. Alioli, P. Nason, C. Oleari and E. Re, *NLO single-top production matched with shower in POWHEG: s- and t-channel contributions*, *JHEP* **09** (2009) 111 [*Erratum ibid.* **02** (2010) 011] [[arXiv:0907.4076](#)] [[INSPIRE](#)].
- [20] S. Alioli, P. Nason, C. Oleari and E. Re, *A general framework for implementing NLO calculations in shower Monte Carlo programs: the POWHEG BOX*, *JHEP* **06** (2010) 043 [[arXiv:1002.2581](#)] [[INSPIRE](#)].
- [21] E. Re, *Single-top Wt-channel production matched with parton showers using the POWHEG method*, *Eur. Phys. J. C* **71** (2011) 1547 [[arXiv:1009.2450](#)] [[INSPIRE](#)].
- [22] J.M. Campbell, R.K. Ellis, P. Nason and E. Re, *Top-pair production and decay at NLO matched with parton showers*, *JHEP* **04** (2015) 114 [[arXiv:1412.1828](#)] [[INSPIRE](#)].
- [23] T. Sjöstrand et al., *An introduction to PYTHIA 8.2*, *Comput. Phys. Commun.* **191** (2015) 159 [[arXiv:1410.3012](#)] [[INSPIRE](#)].
- [24] P. Skands, S. Carrazza and J. Rojo, *Tuning PYTHIA 8.1: the Monash 2013 tune*, *Eur. Phys. J. C* **74** (2014) 3024 [[arXiv:1404.5630](#)] [[INSPIRE](#)].
- [25] CMS collaboration, *Investigations of the impact of the parton shower tuning in Pythia 8 in the modelling of $t\bar{t}$ at $\sqrt{s} = 8$ and 13 TeV*, *CMS-PAS-TOP-16-021*, CERN, Geneva (2016).

- [26] J. Alwall et al., *Comparative study of various algorithms for the merging of parton showers and matrix elements in hadronic collisions*, *Eur. Phys. J. C* **53** (2008) 473 [[arXiv:0706.2569](#)] [[INSPIRE](#)].
- [27] CMS collaboration, *Event generator tunes obtained from underlying event and multiparton scattering measurements*, *Eur. Phys. J. C* **76** (2016) 155 [[arXiv:1512.00815](#)] [[INSPIRE](#)].
- [28] GEANT4 collaboration, *GEANT4 — a simulation toolkit*, *Nucl. Instrum. Meth. A* **506** (2003) 250 [[INSPIRE](#)].
- [29] CMS collaboration, *Measurement of the inelastic proton-proton cross section at $\sqrt{s} = 13$ TeV*, *JHEP* **07** (2018) 161 [[arXiv:1802.02613](#)] [[INSPIRE](#)].
- [30] K. Melnikov and F. Petriello, *Electroweak gauge boson production at hadron colliders through $O(\alpha_s^2)$* , *Phys. Rev. D* **74** (2006) 114017 [[hep-ph/0609070](#)] [[INSPIRE](#)].
- [31] N. Kidonakis, *NNLL threshold resummation for top-pair and single-top production*, *Phys. Part. Nucl.* **45** (2014) 714 [[arXiv:1210.7813](#)] [[INSPIRE](#)].
- [32] J.M. Campbell and R.K. Ellis, *MCFM for the Tevatron and the LHC*, *Nucl. Phys. B Proc. Suppl.* **205-206** (2010) 10 [[arXiv:1007.3492](#)] [[INSPIRE](#)].
- [33] J.M. Campbell, R.K. Ellis and C. Williams, *Vector boson pair production at the LHC*, *JHEP* **07** (2011) 018 [[arXiv:1105.0020](#)] [[INSPIRE](#)].
- [34] F. Maltoni, D. Pagani and I. Tsinikos, *Associated production of a top-quark pair with vector bosons at NLO in QCD: impact on $t\bar{t}H$ searches at the LHC*, *JHEP* **02** (2016) 113 [[arXiv:1507.05640](#)] [[INSPIRE](#)].
- [35] M. Czakon and A. Mitov, *Top++: a program for the calculation of the top-pair cross-section at hadron colliders*, *Comput. Phys. Commun.* **185** (2014) 2930 [[arXiv:1112.5675](#)] [[INSPIRE](#)].
- [36] CMS collaboration, *Particle-flow reconstruction and global event description with the CMS detector*, *2017 JINST* **12** P10003 [[arXiv:1706.04965](#)] [[INSPIRE](#)].
- [37] CMS collaboration, *Performance of Electron Reconstruction and Selection with the CMS Detector in Proton-Proton Collisions at $\sqrt{s} = 8$ TeV*, *2015 JINST* **10** P06005 [[arXiv:1502.02701](#)] [[INSPIRE](#)].
- [38] CMS collaboration, *Electron and photon performance in CMS with the full 2016 data sample*, *CMS-DP-2017-004* (2017).
- [39] CMS collaboration, *Performance of the CMS muon detector and muon reconstruction with proton-proton collisions at $\sqrt{s} = 13$ TeV*, *2018 JINST* **13** P06015 [[arXiv:1804.04528](#)] [[INSPIRE](#)].
- [40] M. Cacciari, G.P. Salam and G. Soyez, *The anti- k_t jet clustering algorithm*, *JHEP* **04** (2008) 063 [[arXiv:0802.1189](#)] [[INSPIRE](#)].
- [41] M. Cacciari, G.P. Salam and G. Soyez, *FastJet user manual*, *Eur. Phys. J. C* **72** (2012) 1896 [[arXiv:1111.6097](#)] [[INSPIRE](#)].
- [42] CMS collaboration, *Jet energy scale and resolution in the CMS experiment in pp collisions at 8 TeV*, *2017 JINST* **12** P02014 [[arXiv:1607.03663](#)] [[INSPIRE](#)].
- [43] CMS collaboration, *Identification of heavy-flavour jets with the CMS detector in pp collisions at 13 TeV*, *2018 JINST* **13** P05011 [[arXiv:1712.07158](#)] [[INSPIRE](#)].

- [44] CMS collaboration, *Measurement of the differential cross section for top quark pair production in pp collisions at $\sqrt{s} = 8$ TeV*, *Eur. Phys. J. C* **75** (2015) 542 [[arXiv:1505.04480](#)] [[INSPIRE](#)].
- [45] CMS collaboration, *Measurements of $t\bar{t}$ differential cross sections in proton-proton collisions at $\sqrt{s} = 13$ TeV using events containing two leptons*, *JHEP* **02** (2019) 149 [[arXiv:1811.06625](#)] [[INSPIRE](#)].
- [46] PARTICLE DATA GROUP, *Review of particle physics*, *PTEP* **2020** (2020) 083C01 [[INSPIRE](#)].
- [47] CMS collaboration, *CMS luminosity measurements for the 2016 data taking period*, [CMS-PAS-LUM-17-001](#), CERN, Geneva (2017).
- [48] CMS collaboration, *Precision luminosity measurement in proton-proton collisions at $\sqrt{s} = 13$ TeV in 2015 and 2016 at CMS*, *Eur. Phys. J. C* **81** (2021) 800 [[arXiv:2104.01927](#)] [[INSPIRE](#)].
- [49] CMS collaboration, *Measurement of the $t\bar{t}$ production cross section, the top quark mass, and the strong coupling constant using dilepton events in pp collisions at $\sqrt{s} = 13$ TeV*, *Eur. Phys. J. C* **79** (2019) 368 [[arXiv:1812.10505](#)] [[INSPIRE](#)].
- [50] CMS collaboration, *Measurement of the Drell-Yan cross section in pp collisions at $\sqrt{s} = 7$ TeV*, *JHEP* **10** (2011) 007 [[arXiv:1108.0566](#)] [[INSPIRE](#)].
- [51] CMS collaboration, *Measurement of the top quark pair production cross section in proton-proton collisions at $\sqrt{s} = 13$ TeV*, *Phys. Rev. Lett.* **116** (2016) 052002 [[arXiv:1510.05302](#)] [[INSPIRE](#)].
- [52] J. Butterworth et al., *PDF4LHC recommendations for LHC Run II*, *J. Phys. G* **43** (2016) 023001 [[arXiv:1510.03865](#)] [[INSPIRE](#)].
- [53] CMS collaboration, *Measurement of Differential Top-Quark Pair Production Cross Sections in pp collisions at $\sqrt{s} = 7$ TeV*, *Eur. Phys. J. C* **73** (2013) 2339 [[arXiv:1211.2220](#)] [[INSPIRE](#)].
- [54] CMS collaboration, *Measurement of the $t\bar{t}$ production cross section in the all-jets final state in pp collisions at $\sqrt{s} = 8$ TeV*, *Eur. Phys. J. C* **76** (2016) 128 [[arXiv:1509.06076](#)] [[INSPIRE](#)].
- [55] CMS collaboration, *Measurement of differential cross sections for top quark pair production using the lepton+jets final state in proton-proton collisions at 13 TeV*, *Phys. Rev. D* **95** (2017) 092001 [[arXiv:1610.04191](#)] [[INSPIRE](#)].
- [56] ALEPH collaboration, *Study of the fragmentation of b quarks into B mesons at the Z peak*, *Phys. Lett. B* **512** (2001) 30 [[hep-ex/0106051](#)] [[INSPIRE](#)].
- [57] DELPHI collaboration, *A study of the b-quark fragmentation function with the DELPHI detector at LEP I and an averaged distribution obtained at the Z Pole*, *Eur. Phys. J. C* **71** (2011) 1557 [[arXiv:1102.4748](#)] [[INSPIRE](#)].
- [58] M.G. Bowler, *e^+e^- production of heavy quarks in the string model*, *Z. Phys. C* **11** (1981) 169 [[INSPIRE](#)].
- [59] C. Peterson, D. Schlatter, I. Schmitt and P.M. Zerwas, *Scaling violations in inclusive e^+e^- annihilation spectra*, *Phys. Rev. D* **27** (1983) 105 [[INSPIRE](#)].
- [60] S. Argyropoulos and T. Sjöstrand, *Effects of color reconnection on $t\bar{t}$ final states at the LHC*, *JHEP* **11** (2014) 043 [[arXiv:1407.6653](#)] [[INSPIRE](#)].


















- [61] J.R. Christiansen and P.Z. Skands, *String formation beyond leading colour*, *JHEP* **08** (2015) 003 [[arXiv:1505.01681](#)] [[INSPIRE](#)].
- [62] L. Lyons, D. Gibaut and P. Clifford, *How to combine correlated estimates of a single physical quantity*, *Nucl. Instrum. Meth. A* **270** (1988) 110 [[INSPIRE](#)].
- [63] CMS collaboration, *Measurement of the top quark polarization and $t\bar{t}$ spin correlations using dilepton final states in proton-proton collisions at $\sqrt{s} = 13$ TeV*, *Phys. Rev. D* **100** (2019) 072002 [[arXiv:1907.03729](#)] [[INSPIRE](#)].
- [64] W. Bernreuther, D. Heisler and Z.-G. Si, *A set of top quark spin correlation and polarization observables for the LHC: Standard Model predictions and new physics contributions*, *JHEP* **12** (2015) 026 [[arXiv:1508.05271](#)] [[INSPIRE](#)].

The CMS collaboration

Yerevan Physics Institute, Yerevan, Armenia

A. Tumasyan ¹

Institut für Hochenergiephysik, Vienna, Austria

W. Adam , T. Bergauer , M. Dragicevic , A. Escalante Del Valle , R. Frühwirth ²,
M. Jeitler ², N. Krammer , L. Lechner , D. Liko , I. Mikulec , F.M. Pitters, J. Schieck ²,
R. Schöfbeck , M. Spanring , S. Templ , W. Waltenberger , C.-E. Wulz ², M. Zarucki 

















Universiteit Antwerpen, Antwerpen, Belgium

M.R. Darwish ³, E.A. De Wolf, T. Janssen , T. Kello⁴, A. Lelek , M. Pieters ,
H. Rejeb Sfar, P. Van Mechelen , S. Van Putte , N. Van Remortel 







Vrije Universiteit Brussel, Brussel, Belgium

F. Blekman , E.S. Bols , J. D'Hondt , J. De Clercq , D. Lontkovskiy , S. Lowette ,
I. Marchesini, S. Moortgat , A. Morton , D. Müller , A.R. Sahasransu , S. Tavernier ,
W. Van Doninck, P. Van Mulders 
















Université Libre de Bruxelles, Bruxelles, Belgium

D. Beghin, B. Bilin , B. Clerbaux , G. De Lentdecker , B. Dorney , L. Favart ,
A. Grebenyuk, A.K. Kalsi , K. Lee , I. Makarenko , L. Moureaux , L. Pétré , A. Popov ,
N. Postiau, E. Starling , L. Thomas , C. Vander Velde , P. Vanlaer , D. Vannerom ,
L. Wezenbeek 

Ghent University, Ghent, Belgium

T. Cornelis , D. Dobur , M. Gruchala, I. Khvastunov⁵, G. Mestdach, M. Niedziela ,
C. Roskas , K. Skovpen , M. Tytgat , W. Verbeke, B. Vermassen, M. Vit






















Université Catholique de Louvain, Louvain-la-Neuve, Belgium

A. Bethani , G. Bruno , F. Bury , C. Caputo , P. David , C. Delaere , M. Delcourt ,
I.S. Donertas , A. Giammanco , V. Lemaitre, K. Mondal , J. Prisciandaro, A. Taliencio ,
M. Teklishyn , P. Vischia , S. Wertz , S. Wuyckens 









Centro Brasileiro de Pesquisas Fisicas, Rio de Janeiro, Brazil

G.A. Alves , C. Hensel , A. Moraes 





Universidade do Estado do Rio de Janeiro, Rio de Janeiro, Brazil

W.L. Aldá Júnior , E. Belchior Batista Das Chagas , H. BRANDAO MALBOUISSON ,
W. Carvalho , J. Chinellato⁶, E. Coelho , E.M. Da Costa , G.G. Da Silveira ⁷,
D. De Jesus Damiao , S. Fonseca De Souza , J. Martins ⁸, D. Matos Figueiredo ,
C. Mora Herrera , L. Mundim , H. Nogima , P. Rebello Teles , L.J. Sanchez Rosas,
A. Santoro , S.M. Silva Do Amaral , A. Sznajder , M. Thiel ,
F. Torres Da Silva De Araujo , A. Vilela Pereira 

Universidade Estadual Paulista, Universidade Federal do ABC, São Paulo, Brazil

C.A. Bernardes , L. Calligaris , T.R. Fernandez Perez Tomei , E.M. Gregores ,
D. S. Lemos , P.G. Mercadante , S.F. Novaes , Sandra S. Padula 





Institute for Nuclear Research and Nuclear Energy, Bulgarian Academy of Sciences, Sofia, Bulgaria

A. Aleksandrov , G. Antchev , I. Atanassov , R. Hadjiiska , P. Iaydjiev , M. Misheva ,
M. Rodozov, M. Shopova , G. Sultanov 



University of Sofia, Sofia, Bulgaria

A. Dimitrov , T. Ivanov , L. Litov , B. Pavlov , P. Petkov , A. Petrov















Beihang University, Beijing, China

T. Cheng , W. Fang ⁴, Q. Guo, M. Mittal , H. Wang, L. Yuan 










Department of Physics, Tsinghua University, Beijing, China

M. Ahmad , G. Bauer, Z. Hu , Y. Wang, K. Yi^{9,10}

Institute of High Energy Physics, Beijing, China

E. Chapon , G.M. Chen ¹¹, H.S. Chen ¹¹, M. Chen , T. Javaid¹¹, A. Kapoor , D. Leggat,
H. Liao , Z.-A. Liu ¹², R. Sharma , A. Spiezia , J. Tao , J. Thomas-Wilsker , J. Wang ,
H. Zhang , S. Zhang¹¹, J. Zhao 



State Key Laboratory of Nuclear Physics and Technology, Peking University, Beijing, China

A. Agapitos , Y. Ban , C. Chen, Q. Huang, A. Levin , Q. Li , M. Lu , X. Lyu, Y. Mao,
S.J. Qian , D. Wang , Q. Wang , J. Xiao 

Sun Yat-Sen University, Guangzhou, China

Z. You 






Institute of Modern Physics and Key Laboratory of Nuclear Physics and Ion-beam Application (MOE) - Fudan University, Shanghai, China

X. Gao ⁴, H. Okawa 

Zhejiang University, Hangzhou, Zhejiang, China

M. Xiao 





Universidad de Los Andes, Bogota, Colombia

C. Avila , A. Cabrera , C. Florez , J. Fraga , A. Sarkar , M.A. Segura Delgado

Universidad de Antioquia, Medellin, Colombia

J. Jaramillo , J. Mejia Guisao , F. Ramirez , J.D. Ruiz Alvarez , C.A. Salazar González ,
N. Vanegas Arbelaez 

University of Split, Faculty of Electrical Engineering, Mechanical Engineering and Naval Architecture, Split, Croatia

D. Giljanovic , N. Godinovic , D. Lelas , I. Puljak 










University of Split, Faculty of Science, Split, Croatia

Z. Antunovic, M. Kovac , T. Sculac 

Institute Rudjer Boskovic, Zagreb, Croatia

V. Brigljevic , D. Ferencek , D. Majumder , M. Roguljic , A. Starodumov ¹³, T. Susa 

University of Cyprus, Nicosia, Cyprus

M.W. Ather, A. Attikis , E. Erodotou, A. Ioannou, G. Kole , M. Kolosova ,
S. Konstantinou , J. Mousa , C. Nicolaou, F. Ptochos , P.A. Razis , H. Rykaczewski,
H. Saka , D. Tsiakkouri 

Charles University, Prague, Czech Republic

M. Finger ¹³, M. Finger Jr. ¹³, A. Kveton , J. Tomsa

Escuela Politecnica Nacional, Quito, Ecuador

E. Ayala 

Universidad San Francisco de Quito, Quito, Ecuador

E. Carrera Jarrin 



Academy of Scientific Research and Technology of the Arab Republic of Egypt, Egyptian Network of High Energy Physics, Cairo, Egypt

A.A. Abdelalim ^{14,15}, S. Abu Zeid ¹⁶, S. Elgammal¹⁷




Center for High Energy Physics (CHEP-FU), Fayoum University, El-Fayoum, Egypt

A. Lotfy , M.A. Mahmoud 












National Institute of Chemical Physics and Biophysics, Tallinn, Estonia

S. Bhowmik , A. Carvalho Antunes De Oliveira , R.K. Dewanjee , K. Ehataht ,
M. Kadastik, J. Pata , M. Raidal , C. Veelken 

Department of Physics, University of Helsinki, Helsinki, Finland

P. Eerola , L. Forthomme , H. Kirschenmann , K. Osterberg , M. Voutilainen 


















Helsinki Institute of Physics, Helsinki, Finland

E. Brücken , F. Garcia , J. Havukainen , V. Karimäki, M.S. Kim , R. Kinnunen,
T. Lampén , K. Lassila-Perini , S. Lehti , T. Lindén , H. Siikonen , E. Tuominen ,
J. Tuominiemi 
























Lappeenranta-Lahti University of Technology, Lappeenranta, Finland

P. Luukka , T. Tuuva









IRFU, CEA, Université Paris-Saclay, Gif-sur-Yvette, France

C. Amendola , M. Besancon , F. Couderc , M. Dejardin , D. Denegri, J.L. Faure, F. Ferri ,
S. Ganjour , A. Givernaud, P. Gras , G. Hamel de Monchenault , P. Jarry , B. Lenzi ,
E. Locci , J. Malcles , J. Rander, A. Rosowsky , M.Ö. Sahin , A. Savoy-Navarro ¹⁸,
M. Titov , G.B. Yu 


















Laboratoire Leprince-Ringuet, CNRS/IN2P3, Ecole Polytechnique, Institut Polytechnique de Paris, Palaiseau, France

S. Ahuja , F. Beaudette , M. Bonanomi , A. Buchot Perraguin , P. Busson , C. Charlot ,
O. Davignon , B. Diab , G. Falmagne , R. Granier de Cassagnac , A. Hakimi ,
I. Kucher , A. Lobanov , C. Martin Perez , M. Nguyen , C. Ochando , P. Paganini ,
J. Rembser , R. Salerno , J.B. Sauvan , Y. Sirois , A. Zabi , A. Zghiche 



Université de Strasbourg, CNRS, IPHC UMR 7178, Strasbourg, France

J.-L. Agram ¹⁹, J. Andrea, D. Bloch , G. Bourgatte, J.-M. Brom , E.C. Chabert ,
C. Collard , J.-C. Fontaine¹⁹, U. Goerlach , C. Grimault, A.-C. Le Bihan , P. Van Hove 







Institut de Physique des 2 Infinis de Lyon (IP2I), Villeurbanne, France

E. Asilar , S. Beauceron , C. Bernet , G. Boudoul , C. Camen, A. Carle, N. Chanon ,
D. Contardo , P. Depasse , H. El Mamouni, J. Fay , S. Gascon , M. Gouzevitch , B. Ille ,
Sa. Jain , I.B. Laktineh, H. Lattaud , A. Lesauvage , M. Lethuillier , L. Mirabito,
K. Shchablo, L. Torterotot , G. Touquet, M. Vander Donckt , S. Viret





















Georgian Technical University, Tbilisi, Georgia

A. Khvedelidze ¹³, Z. Tsamalaidze ¹³











RWTH Aachen University, I. Physikalisches Institut, Aachen, Germany

L. Feld , K. Klein , M. Lipinski , D. Meuser , A. Pauls , M.P. Rauch, J. Schulz,
M. Teroerde 
















RWTH Aachen University, III. Physikalisches Institut A, Aachen, Germany
















D. Eliseev , M. Erdmann , P. Fackeldey , B. Fischer , S. Ghosh , T. Hebbeker ,
K. Hoepfner , H. Keller, L. Mastrolorenzo, M. Merschmeyer , A. Meyer , G. Mocellin ,
S. Mondal , S. Mukherjee , D. Noll , A. Novak , T. Pook , A. Pozdnyakov , Y. Rath,
H. Reithler , J. Roemer, A. Schmidt , S.C. Schuler, A. Sharma , S. Wiedenbeck , S. Zaleski

RWTH Aachen University, III. Physikalisches Institut B, Aachen, Germany








C. Dziwok , G. Flügge , W. Haj Ahmad ²⁰, O. Hlushchenko, T. Kress , A. Nowack ,
C. Pistone, O. Pooth , D. Roy , H. Sert , A. Stahl ²¹, T. Ziemons 

Deutsches Elektronen-Synchrotron, Hamburg, Germany









H. Aarup Petersen, M. Aldaya Martin , P. Asmuss, I. Babounikau , S. Baxter , O. Behnke,
A. Bermúdez Martínez , A.A. Bin Anuar , K. Borrás ²², V. Botta , D. Brunner ,
A. Campbell , A. Cardini , P. Connor , S. Consuegra Rodríguez , V. Danilov, A. De Wit ,
M.M. Defranchis , L. Didukh , D. Domínguez Damiani, G. Eckerlin, D. Eckstein,

L.I. Estevez Banos , E. Gallo ²³, A. Geiser , A. Giraldi , A. Grohsjean , M. Guthoff , A. Harb , A. Jafari ²⁴, N.Z. Jomhari , A. Kasem ²², M. Kasemann , H. Kaveh , C. Kleinwort , J. Knolle , D. Krücker , W. Lange, T. Lenz, J. Lidrych , K. Lipka , W. Lohmann ²⁵, T. Madlener , R. Mankel , I.-A. Melzer-Pellmann , J. Metwally, A.B. Meyer , M. Meyer , J. Mnich , A. Mussgiller , V. Myronenko , Y. Otariid, D. Pérez Adán , S.K. Pflitsch, D. Pitzl, A. Raspereza, A. Saggio , A. Saibel , M. Savitskyi , V. Scheurer, C. Schwanenberger , A. Singh, R.E. Sosa Ricardo , N. Tonon , O. Turkot , A. Vagnerini , M. Van De Klundert , R. Walsh , D. Walter , Y. Wen , K. Wichmann, C. Wissing , S. Wuchterl , O. Zenaiev , R. Zlebick





University of Hamburg, Hamburg, Germany

R. Aggleton, S. Bein , L. Benato , A. Benecke , K. De Leo , T. Dreyer, M. Eich, F. Feindt, A. Fröhlich, C. Garbers , E. Garutti , P. Gunnellini, J. Haller , A. Hinzmann , A. Karavdina, G. Kasieczka , R. Klanner , R. Kogler , V. Kutzner , J. Lange , T. Lange , A. Malara , C.E.N. Niemeyer, A. Nigamova , K.J. Pena Rodriguez , O. Rieger, P. Schleper , S. Schumann, J. Schwandt , D. Schwarz , J. Sonneveld , H. Stadie , G. Steinbrück , A. Tews, B. Vormwald , I. Zoi






Karlsruher Institut fuer Technologie, Karlsruhe, Germany

J. Bechtel , T. Berger, E. Butz , R. Caspart , T. Chwalek , W. De Boer, A. Dierlamm , A. Droll, K. El Morabit , N. Faltermann , K. Flöh, M. Giffels , J.o. Gosewisch, A. Gottmann , F. Hartmann ²¹, C. Heidecker, U. Husemann , I. Katkov ¹³, P. Keicher, R. Koppenhöfer , S. Maier , M. Metzler, S. Mitra , Th. Müller , M. Musich , M. Neukum, G. Quast , K. Rabbertz , J. Rauser, D. Savoie , D. Schäfer, M. Schnepf, M. Schröder , D. Seith, I. Shvetsov, H.J. Simonis , R. Ulrich , J. Van Der Linden , R.F. Von Cube , M. Wassmer , M. Weber , S. Wieland , R. Wolf , S. Wozniowski , S. Wunsch

Institute of Nuclear and Particle Physics (INPP), NCSR Demokritos, Aghia Paraskevi, Greece

G. Anagnostou, P. Asenov , G. Daskalakis , T. Gerasis , A. Kyriakis, G. Paspalaki , A. Stakia 







National and Kapodistrian University of Athens, Athens, Greece

M. Diamantopoulou, D. Karasavvas, G. Karathanasis , P. Kontaxakis , C.K. Koraka , A. Manousakis-Katsikakis , A. Panagiotou, I. Papavergou , N. Saoulidou , K. Theofilatos , E. Tziaferi , K. Vellidis , E. Vourliotis

National Technical University of Athens, Athens, Greece

G. Bakas , K. Kousouris , I. Papakrivopoulos , G. Tsipolitis, A. Zacharopoulou






University of Ioánnina, Ioánnina, Greece

I. Evangelou , C. Foudas, P. Gianneios , P. Katsoulis, P. Kokkas , K. Manitará, N. Manthos , I. Papadopoulos , J. Strologas 

MTA-ELTE Lendület CMS Particle and Nuclear Physics Group, Eötvös Loránd University, Budapest, Hungary

M. Csanád , M.M.A. Gadallah , S. Lökös , P. Major , K. Mandal , A. Mehta , G. Pásztor , O. Surányi , G.I. Veres 


Wigner Research Centre for Physics, Budapest, Hungary

M. Bartók , G. Bencze, C. Hajdu , D. Horvath , F. Sikler , V. Veszpremi , G. Vesztergombi^{†,30}

Institute of Nuclear Research ATOMKI, Debrecen, Hungary

S. Czellar, J. Karancsi , J. Molnar, Z. Szillasi, D. Teyssier 



Institute of Physics, University of Debrecen, Debrecen, Hungary

P. Raics, Z.L. Trocsanyi , B. Ujvari 













Karoly Robert Campus, MATE Institute of Technology, Gyongyos, Hungary

T. Csorgo , F. Nemes , T. Novak 










Indian Institute of Science (IISc), Bangalore, India

S. Choudhury, J.R. Komaragiri , D. Kumar , L. Panwar , P.C. Tiwari 











Panjab University, Chandigarh, India

S. Bansal , S.B. Beri, V. Bhatnagar , G. Chaudhary , S. Chauhan , N. Dhingra ³², R. Gupta, A. Kaur , S. Kaur , P. Kumari , M. Meena , K. Sandeep , J.B. Singh , A. K. Viridi 









University of Delhi, Delhi, India

A. Ahmed , A. Bhardwaj , B.C. Choudhary , R.B. Garg, M. Gola, S. Keshri , A. Kumar , M. Naimuddin , P. Priyanka , K. Ranjan , A. Shah 





Saha Institute of Nuclear Physics, HBNI, Kolkata, India

M. Bharti³³, R. Bhattacharya , S. Bhattacharya , D. Bhowmik, S. Dutta, S. Ghosh , B. Gomber ³⁴, M. Maity³⁵, S. Nandan , P. Palit , P.K. Rout , G. Saha , B. Sahu , S. Sarkar, M. Sharan, B. Singh³³, S.Thakur ³³

Indian Institute of Technology Madras, Madras, India

P.K. Behera , S.C. Behera , P. Kalbhor , A. Muhammad , R. Pradhan , P.R. Pujahari , A. Sharma , A.K. Sikdar 

Bhabha Atomic Research Centre, Mumbai, India

D. Dutta , V. Jha, V. Kumar , D.K. Mishra, K. Naskar ³⁶, P.K. Netrakanti, L.M. Pant, P. Shukla 









Tata Institute of Fundamental Research-A, Mumbai, India

T. Aziz, S. Dugad, G.B. Mohanty , U. Sarkar 

Tata Institute of Fundamental Research-B, Mumbai, India

S. Banerjee , S. Bhattacharya , S. Chatterjee , R. Chudasama , M. Guhait ,
S. Karmakar , S. Kumar , G. Majumder , K. Mazumdar , S. Mukherjee , D. Roy 

National Institute of Science Education and Research, An OCC of Homi Bhabha National Institute, Bhubaneswar, Odisha, India

S. Bahinipati ³⁷, D. Dash , C. Kar , P. Mal , T. Mishra ,
V.K. Muraleedharan Nair Bindhu ³⁸, A. Nayak ³⁸, N. Sur , S.K. Swain

Indian Institute of Science Education and Research (IISER), Pune, India

S. Dube , B. Kansal , S. Pandey , A. Rane , A. Rastogi , S. Sharma 

Isfahan University of Technology, Isfahan, Iran

H. Bakhshiansohi ³⁹, M. Zeinali ⁴⁰
































Institute for Research in Fundamental Sciences (IPM), Tehran, Iran

S. Chenarani ⁴¹, S.M. Etesami , M. Khakzad , M. Mohammadi Najafabadi 
































University College Dublin, Dublin, Ireland

M. Felcini , M. Grunewald 


INFN Sezione di Bari^a, Università di Bari^b, Politecnico di Bari^c, Bari, Italy

M. Abbrescia ^{a,b}, R. Aly ^{a,c,14}, C. Aruta ^{a,b}, A. Colaleo ^a, D. Creanza ^{a,c},
N. De Filippis ^{a,c}, M. De Palma ^{a,b}, A. Di Florio ^{a,b}, A. Di Pilato ^{a,b}, W. Elmetenawee ^{a,b},
L. Fiore ^a, A. Gelmi ^{a,b}, M. Gul ^a, G. Iaselli ^{a,c}, M. Ince ^{a,b}, S. Lezki ^{a,b}, G. Maggi ^{a,c},
M. Maggi ^a, I. Margjeka ^{a,b}, V. Mastrapasqua ^{a,b}, J.A. Merlin ^a, S. My ^{a,b}, S. Nuzzo ^{a,b},
A. Pompili ^{a,b}, G. Pugliese ^{a,c}, A. Ranieri ^a, G. Selvaggi ^{a,b}, L. Silvestris ^a,
F.M. Simone ^{a,b}, R. Venditti ^a, P. Verwilligen ^a

















INFN Sezione di Bologna^a, Università di Bologna^b, Bologna, Italy

















































G. Abbiendi ^a, C. Battilana ^{a,b}, D. Bonacorsi ^{a,b}, L. Borgonovi ^a,
S. Braibant-Giacomelli ^{a,b}, R. Campanini ^{a,b}, P. Capiluppi ^{a,b}, A. Castro ^{a,b},
F.R. Cavallo ^a, C. Ciocca ^a, M. Cuffiani ^{a,b}, G.M. Dallavalle ^a, T. Diotallevi ^{a,b},
F. Fabbri ^a, A. Fanfani ^{a,b}, E. Fontanesi ^{a,b}, P. Giacomelli ^a, L. Giommi ^{a,b}, C. Grandi ^a,
L. Guiducci ^{a,b}, F. Iemmi ^{a,b}, S. Lo Meo ^{a,42}, S. Marcellini ^a, G. Masetti ^a,
F.L. Navarria ^{a,b}, A. Perrotta ^a, F. Primavera ^{a,b}, A.M. Rossi ^{a,b}, T. Rovelli ^{a,b},
G.P. Siroli ^{a,b}, N. Tosi ^a

INFN Sezione di Catania^a, Università di Catania^b, Catania, Italy

















S. Albergo ^{a,b,43}, S. Costa ^{a,b,43}, A. Di Mattia ^a, R. Potenza ^{a,b}, A. Tricomi ^{a,b,43},
C. Tuve ^{a,b}

INFN Sezione di Firenze^a, Università di Firenze^b, Firenze, Italy






































G. Barbagli ^a, A. Cassese ^a, R. Ceccarelli ^{a,b}, V. Ciulli ^{a,b}, C. Civinini ^a,
R. D'Alessandro ^{a,b}, F. Fiori ^a, E. Focardi ^{a,b}, G. Latino ^{a,b}, P. Lenzi ^{a,b}, M. Lizzo ^{a,b},
M. Meschini ^a, S. Paoletti ^a, R. Seidita ^{a,b}, G. Sguazzoni ^a, L. Viliani ^a

INFN Laboratori Nazionali di Frascati, Frascati, ItalyL. Benussi , S. Bianco , D. Piccolo **INFN Sezione di Genova^a, Università di Genova^b, Genova, Italy**M. Bozzo , F. Ferro , R. Mulargia , E. Robutti , S. Tosi **INFN Sezione di Milano-Bicocca^a, Università di Milano-Bicocca^b, Milano, Italy**A. Benaglia , A. Beschi^{a,b}, F. Brivio , F. Cetorelli , V. Ciriolo^{a,b,21}, F. De Guio , M.E. Dinardo , P. Dini , S. Gennai , A. Ghezzi , P. Govoni , L. Guzzi , M. Malberti , S. Malvezzi , A. Massironi , D. Menasce , F. Monti , L. Moroni , M. Paganoni , D. Pedrini , S. Ragazzi , T. Tabarelli de Fatis , D. Valsecchi , D. Zuolo **INFN Sezione di Napoli^a, Università di Napoli 'Federico II'^b, Napoli, Italy; Università della Basilicata^c, Potenza, Italy; Università G. Marconi^d, Roma, Italy**S. Buontempo , N. Cavallo , A. De Iorio , F. Fabozzi , F. Fienga , A.O.M. Iorio , L. Lista , S. Meola , P. Paolucci , B. Rossi , C. Sciacca **INFN Sezione di Padova^a, Università di Padova^b, Padova, Italy; Università di Trento^c, Trento, Italy**P. Azzi , N. Bacchetta , D. Bisello , P. Bortignon , A. Bragagnolo , R. Carlin , P. Checchia , P. De Castro Manzano , T. Dorigo , F. Gasparini , U. Gasparini , S.Y. Hoh , L. Layer^{a,44}, M. Margoni , A.T. Meneguzzo , M. Presilla , P. Ronchese , R. Rossin , F. Simonetto , G. Strong , M. Tosi , H. YARAR^{a,b}, M. Zanetti , P. Zotto , A. Zucchetta , G. Zumerle **INFN Sezione di Pavia^a, Università di Pavia^b, Pavia, Italy**C. Aime^c , A. Braghieri , S. Calzaferri , D. Fiorina , P. Montagna , S.P. Ratti^{a,b}, V. Re , M. Ressegotti , C. Riccardi , P. Salvini , I. Vai , P. Vitulo **INFN Sezione di Perugia^a, Università di Perugia^b, Perugia, Italy**G.M. Bilei , D. Ciangottini , L. Fanò , P. Lariccia^{a,b}, G. Mantovani^{a,b}, V. Mariani , M. Menichelli , F. Moscatelli , A. Piccinelli , A. Rossi , A. Santocchia , D. Spiga , T. Tedeschi **INFN Sezione di Pisa^a, Università di Pisa^b, Scuola Normale Superiore di Pisa^c, Pisa, Italy; Università di Siena^d, Siena, Italy**K. Androsov , P. Azzurri , G. Bagliesi , V. Bertacchi , L. Bianchini , T. Boccali , E. Bossini , R. Castaldi , M.A. Ciocci , R. Dell'Orso , M.R. Di Domenico , S. Donato , A. Giassi , M.T. Grippo , F. Ligabue , E. Manca , G. Mandorli , A. Messineo , F. Palla , G. Ramirez-Sanchez , A. Rizzi , G. Rolandi , S. Roy Chowdhury , A. Scribano , N. Shafiei , P. Spagnolo , R. Tenchini , G. Tonelli , N. Turini , A. Venturi , P.G. Verdini

INFN Sezione di Roma^a, Sapienza Università di Roma^b, Roma, Italy

F. Cavallari , M. Cipriani , D. Del Re , E. Di Marco , M. Diemoz , E. Longo ,
 P. Meridiani , G. Organtini , F. Pandolfi , R. Paramatti , C. Quaranta ,
 S. Rahatlou , C. Rovelli , F. Santanastasio , L. Soffi , R. Tramontano 

INFN Sezione di Torino^a, Università di Torino^b, Torino, Italy; Università del Piemonte Orientale^c, Novara, Italy

N. Amapane , R. Arcidiacono , S. Argiro , M. Arneodo , N. Bartosik ,
 R. Bellan , A. Bellora , J. Berenguer Antequera , C. Biino , A. Cappati ,
 N. Cartiglia , S. Cometti , M. Costa , R. Covarelli , N. Demaria , B. Kiani ,
 F. Legger , C. Mariotti , S. Maselli , E. Migliore , V. Monaco , E. Monteil ,
 M. Monteno , M.M. Obertino , G. Ortona , L. Pacher , N. Pastrone ,
 M. Pelliccioni , G.L. Pinna Angioni^{a,b}, M. Ruspa , R. Salvatico , F. Siviero ,
 V. Sola , A. Solano , D. Soldi , A. Staiano , M. Tornago , D. Trocino 

INFN Sezione di Trieste^a, Università di Trieste^b, Trieste, Italy

S. Belforte , V. Candelise , M. Casarsa , F. Cossutti , A. Da Rold ,
 G. Della Ricca , F. Vazzoler 




Kyungpook National University, Daegu, Korea

S. Dogra , C. Huh , B. Kim , D.H. Kim , G.N. Kim , J. Lee , S.W. Lee , C.S. Moon ,
 Y.D. Oh , S.I. Pak , B.C. Radburn-Smith , S. Sekmen , Y.C. Yang 





Chonnam National University, Institute for Universe and Elementary Particles, Kwangju, Korea

H. Kim , D.H. Moon 



Hanyang University, Seoul, Korea

B. Francois , T.J. Kim , J. Park 

Korea University, Seoul, Korea

S. Cho, S. Choi , Y. Go, B. Hong , K. Lee, K.S. Lee , J. Lim, J. Park, S.K. Park, J. Yoo 












Kyung Hee University, Department of Physics, Seoul, Korea

J. Goh , A. Gurtu 

Sejong University, Seoul, Korea

H. S. Kim , Y. Kim

Seoul National University, Seoul, Korea

J. Almond, J.H. Bhyun, J. Choi , S. Jeon , J. Kim , J.S. Kim, S. Ko , H. Kwon , H. Lee ,
 S. Lee, K. Nam, B.H. Oh , M. Oh , S.B. Oh , H. Seo , U.K. Yang, I. Yoon 

University of Seoul, Seoul, Korea

D. Jeon, J.H. Kim, B. Ko, J.S.H. Lee , I.C. Park , Y. Roh, D. Song, Watson, I.J. 

Yonsei University, Department of Physics, Seoul, Korea

S. Ha , H.D. Yoo 

Sungkyunkwan University, Suwon, Korea

Y. Choi , C. Hwang, Y. Jeong , H. Lee, Y. Lee , I. Yu 

College of Engineering and Technology, American University of the Middle East (AUM), Dasman, Kuwait

Y. Maghrbi 

Riga Technical University, Riga, Latvia

V. Veckalns 

Vilnius University, Vilnius, Lithuania

A. Juodagalvis , A. Rinkevicius , G. Tamulaitis , A. Vaitkevicius








National Centre for Particle Physics, Universiti Malaya, Kuala Lumpur, Malaysia

W.A.T. Wan Abdullah, M.N. Yusli, Z. Zolkapli

Universidad de Sonora (UNISON), Hermosillo, Mexico

J.F. Benitez , A. Castaneda Hernandez , J.A. Murillo Quijada , L. Valencia Palomo 

Centro de Investigacion y de Estudios Avanzados del IPN, Mexico City, Mexico

G. Ayala , H. Castilla-Valdez , E. De La Cruz-Burelo , I. Heredia-De La Cruz ⁴⁵,
R. Lopez-Fernandez , C.A. Mondragon Herrera, D.A. Perez Navarro , A. Sánchez Hernández 


Universidad Iberoamericana, Mexico City, Mexico

S. Carrillo Moreno, C. Oropeza Barrera , M. Ramírez García , F. Vazquez Valencia 

Benemerita Universidad Autonoma de Puebla, Puebla, Mexico

I. Pedraza , H.A. Salazar Ibarquen , C. Uribe Estrada 

University of Montenegro, Podgorica, Montenegro

J. Mijuskovic⁵, N. Raicevic 







University of Auckland, Auckland, New Zealand

D. Krofcheck 



University of Canterbury, Christchurch, New Zealand

S. Bheesette, P.H. Butler 










National Centre for Physics, Quaid-I-Azam University, Islamabad, Pakistan

A. Ahmad , M.I. Asghar, A. Awais , M.I.M. Awan, H.R. Hoorani , W.A. Khan , M.A. Shah,
M. Shoaib , M. Waqas 

**AGH University of Science and Technology Faculty of Computer Science,
Electronics and Telecommunications, Krakow, Poland**

V. Avati, L. Grzanka , M. Malawski 

National Centre for Nuclear Research, Swierk, Poland

H. Bialkowska , M. Bluj , B. Boimska , T. Frueboes , M. Górski , M. Kazana ,
M. Szleper , P. Traczyk , P. Zalewski 

**Institute of Experimental Physics, Faculty of Physics, University of Warsaw,
Warsaw, Poland**

K. Bunkowski , K. Doroba , A. Kalinowski , M. Konecki , J. Krolikowski , M. Walczak 


























**Laboratório de Instrumentação e Física Experimental de Partículas, Lisboa,
Portugal**

M. Araujo , P. Bargassa , D. Bastos , A. Boletti , P. Faccioli , M. Gallinaro , J. Hollar ,
N. Leonardo , T. Niknejad , J. Seixas , K. Shchelina , O. Toldaiev , J. Varela 

**VINCA Institute of Nuclear Sciences, University of Belgrade, Belgrade,
Serbia**

P. Adzic ⁴⁶, M. Dordevic , P. Milenovic , J. Milosevic 












**Centro de Investigaciones Energéticas Medioambientales y Tecnológicas
(CIEMAT), Madrid, Spain**

M. Aguilar-Benitez, J. Alcaraz Maestre , A. Álvarez Fernández , I. Bachiller, M. Barrio Luna,
Cristina F. Bedoya , C.A. Carrillo Montoya , M. Cepeda , M. Cerrada , N. Colino ,
B. De La Cruz , A. Delgado Peris , J.P. Fernández Ramos , J. Flix , M.C. Fouz ,
O. Gonzalez Lopez , S. Goy Lopez , J.M. Hernandez , M.I. Josa , J. León Holgado ,
D. Moran , Á. Navarro Tobar , A. Pérez-Calero Yzquierdo , J. Puerta Pelayo ,
I. Redondo , L. Romero, S. Sánchez Navas , M.S. Soares , L. Urda Gómez , C. Willmott











Universidad Autónoma de Madrid, Madrid, Spain










C. Albajar, J.F. de Trocóniz , R. Reyes-Almanza 

**Universidad de Oviedo, Instituto Universitario de Ciencias y Tecnologías
Espaciales de Asturias (ICTEA), Oviedo, Spain**

B. Alvarez Gonzalez , J. Cuevas , C. Erice , J. Fernandez Menendez , S. Folgueras ,
I. Gonzalez Caballero , E. Palencia Cortezon , C. Ramón Álvarez , J. Ripoll Sau,
V. Rodríguez Bouza , S. Sanchez Cruz , A. Trapote 

**Instituto de Física de Cantabria (IFCA), CSIC-Universidad de Cantabria,
Santander, Spain**

J.A. Brochero Cifuentes , I.J. Cabrillo , A. Calderon , B. Chazin Quero,
J. Duarte Campderros , M. Fernandez , C. Fernandez Madrazo , P.J. Fernández Manteca ,
A. García Alonso, G. Gomez , C. Martinez Rivero , P. Martinez Ruiz del Arbol 

F. Matorras , J. Piedra Gomez , C. Prieels, F. Ricci-Tam , T. Rodrigo , A. Ruiz-Jimeno ,
L. Scodellaro , N. Trevisani , I. Vila , J.M. Vizan Garcia 

University of Colombo, Colombo, Sri Lanka

M.K. Jayananda , B. Kailasapathy ⁴⁷, D.U.J. Sonnadara , D.D.C. Wickramarathna 










University of Ruhuna, Department of Physics, Matara, Sri Lanka

W.G.D. Dharmaratna , K. Liyanage , N. Perera , N. Wickramage 






























CERN, European Organization for Nuclear Research, Geneva, Switzerland

T.K. Aarrestad , D. Abbaneo , E. Auffray , G. Auzinger , J. Baechler, P. Baillon, A.H. Ball,
D. Barney , J. Bendavid , N. Beni , M. Bianco , A. Bocci , E. Brondolin ,
T. Camporesi , M. Capeans Garrido , G. Cerminara , S.S. Chhibra , L. Cristella ,
D. d'Enterria , A. Dabrowski , N. Daci , A. David , A. De Roeck , M. Deile ,
R. Di Maria , M. Dobson , M. Dünser , N. Dupont, A. Elliott-Peisert, N. Emriskova,
F. Fallavollita ⁴⁸, D. Fasanella , S. Fiorendi , A. Florent , G. Franzoni , J. Fulcher ,
W. Funk , S. Giani, D. Gigi, K. Gill, F. Glege , L. Gouskos , M. Guilbaud , M. Haranko ,
J. Hegeman , Y. Iiyama , V. Innocente , T. James , P. Janot , J. Kaspar , J. Kieseler ,
M. Komm , N. Kratochwil , C. Lange , S. Laurila , P. Lecoq , K. Long , C. Lourenço ,
L. Malgeri , S. Mallios, M. Mannelli , F. Meijers , S. Mersi , E. Meschi , F. Moortgat ,
M. Mulders , S. Orfanelli, L. Orsini, F. Pantaleo , L. Pape, E. Perez, M. Peruzzi ,
A. Petrilli , G. Petrucciani , A. Pfeiffer , M. Pierini , T. Quast, D. Rabady , A. Racz,
M. Rieger , M. Rovere , H. Sakulin , J. Salfeld-Nebgen , S. Scarfi, C. Schäfer, M. Selvaggi ,
A. Sharma , P. Silva , W. Snoeys , P. Sphicas ⁴⁹, S. Summers , V.R. Tavolaro ,
D. Treille , A. Tsirou, G.P. Van Onsem , M. Verzetti , K.A. Wozniak , W.D. Zeuner















Paul Scherrer Institut, Villigen, Switzerland

L. Caminada ⁵⁰, A. Ebrahimi , W. Erdmann , R. Horisberger , Q. Ingram ,
H.C. Kaestli , D. Kotlinski , M. Missiroli , T. Rohe 

ETH Zurich — Institute for Particle Physics and Astrophysics (IPA), Zurich, Switzerland

M. Backhaus , P. Berger, A. Calandri , N. Chernyavskaya , A. De Cosa , G. Dissertori ,
M. Dittmar, M. Donegà , C. Dorfer , T. Gadek, T.A. Gómez Espinosa , C. Grab ,
D. Hits , W. Lustermann , A.-M. Lyon , R.A. Manzoni , M.T. Meinhard , F. Micheli,
F. Nessi-Tedaldi , J. Niedziela , F. Pauss , V. Perovic , G. Perrin, S. Pigazzini ,
M.G. Ratti , M. Reichmann , C. Reissel , T. Reitspiess , B. Ristic , D. Ruini,
D.A. Sanz Becerra , M. Schönenberger , V. Stampf, J. Steggemann ⁵¹, R. Wallny ,
D.H. Zhu 





























Universität Zürich, Zurich, Switzerland

C. Amsler ⁵², C. Botta , D. Brzhechko, M.F. Canelli , R. Del Burgo, J.K. Heikkilä ,
M. Huwiler , A. Jofrehei , B. Kilminster , S. Leontsinis , A. Macchiolo , P. Meiring ,
V.M. Mikuni , U. Molinatti , I. Neutelings , G. Rauco, A. Reimers , P. Robmann,
K. Schweiger , Y. Takahashi 

National Central University, Chung-Li, TaiwanC. Adloff⁵³, C.M. Kuo, W. Lin, A. Roy^{id}, T. Sarkar^{id}³⁵, S.S. Yu^{id}**National Taiwan University (NTU), Taipei, Taiwan**L. Ceard, P. Chang^{id}, Y. Chao^{id}, K.F. Chen^{id}, P.H. Chen^{id}, W.-S. Hou^{id}, Y.y. Li^{id},
R.-S. Lu^{id}, E. Paganis^{id}, A. Psallidas, A. Steen^{id}, E. Yazgan^{id}**Chulalongkorn University, Faculty of Science, Department of Physics,
Bangkok, Thailand**B. Asavapibhop^{id}, C. Asawatangtrakuldee^{id}, N. Srimanobhas^{id}**Çukurova University, Physics Department, Science and Art Faculty, Adana,
Turkey**F. Boran^{id}, S. Damarseekin^{id}⁵⁴, Z.S. Demiroglu^{id}, F. Dolek^{id}, C. Dozen^{id}⁵⁵, I. Dumanoglu^{id}⁵⁶,
E. Eskut^{id}, G. Gokbulut^{id}, Y. Guler^{id}, E. Gurpinar Guler^{id}⁵⁷, I. Hos^{id}⁵⁸, C. Isik^{id},
E.E. Kangal⁵⁹, O. Kara, A. Kayis Topaksu^{id}, U. Kiminsu^{id}, G. Onengut^{id}, K. Ozdemir^{id}⁶⁰,
A. Polatoz^{id}, A.E. Simsek^{id}, B. Tali^{id}⁶¹, U.G. Tok^{id}, S. Turkcapar^{id}, I.S. Zorbakir^{id},
C. Zorbilmez^{id}**Middle East Technical University, Physics Department, Ankara, Turkey**B. Isildak^{id}⁶², G. Karapinar⁶³, K. Ocalan^{id}⁶⁴, M. Yalvac^{id}⁶⁵**Bogazici University, Istanbul, Turkey**B. Akgun^{id}, I.O. Atakisi^{id}, E. Gülmez^{id}, M. Kaya^{id}⁶⁶, O. Kaya^{id}⁶⁷, Ö. Özçelik^{id},
S. Tekten^{id}⁶⁸, E.A. Yetkin^{id}⁶⁹**Istanbul Technical University, Istanbul, Turkey**A. Cakir^{id}, K. Cankocak^{id}⁵⁶, Y. Komurcu^{id}, S. Sen^{id}⁷⁰**Istanbul University, Istanbul, Turkey**F. Aydogmus Sen, S. Cerci^{id}⁶¹, B. Kaynak^{id}, S. Ozkorucuklu^{id}, D. Sunar Cerci^{id}⁶¹**Institute for Scintillation Materials of National Academy of Science of
Ukraine, Kharkiv, Ukraine**B. Grynyov^{id}**National Science Centre, Kharkiv Institute of Physics and Technology,
Kharkiv, Ukraine**L. Levchuk^{id}**University of Bristol, Bristol, United Kingdom**E. Bhal^{id}, S. Bologna, J.J. Brooke^{id}, A. Bundock^{id}, E. Clement^{id}, D. Cussans^{id}, H. Flacher^{id},
J. Goldstein^{id}, G.P. Heath, H.F. Heath^{id}, L. Kreczko^{id}, B. Krikler^{id}, S. Paramesvaran^{id},
T. Sakuma^{id}, S. Seif El Nasr-Storey, V.J. Smith^{id}, N. Stylianou^{id}⁷¹, J. Taylor, A. Titterton^{id}**Rutherford Appleton Laboratory, Didcot, United Kingdom**K.W. Bell^{id}, A. Belyaev^{id}⁷², C. Brew^{id}, R.M. Brown^{id}, D.J.A. Cockerill^{id}, K.V. Ellis,
K. Harder^{id}, S. Harper^{id}, J. Linacre^{id}, K. Manolopoulos, D.M. Newbold^{id}, E. Olaiya,

D. Petyt , T. Reis , T. Schuh, C.H. Shepherd-Themistocleous , A. Thea , I.R. Tomalin, T. Williams 













Imperial College, London, United Kingdom

R. Bainbridge , P. Bloch , S. Bonomally, J. Borg , S. Breeze, O. Buchmuller, V. Cepaitis , G.S. Chahal ⁷³, D. Colling , P. Dauncey , G. Davies , M. Della Negra , G. Fedi , G. Hall , G. Iles , J. Langford , L. Lyons , A.-M. Magnan , S. Malik, A. Martelli , V. Milosevic , J. Nash ⁷⁴, V. Palladino , M. Pesaresi, D.M. Raymond, A. Richards, A. Rose , E. Scott , C. Seez , A. Shtipliyski, A. Tapper , K. Uchida , T. Virdee ²¹, N. Wardle , S.N. Webb , D. Winterbottom, A.G. Zecchinelli 

Brunel University, Uxbridge, United Kingdom

J.E. Cole , A. Khan, P. Kyberd , C.K. Mackay, I.D. Reid , L. Teodorescu, S. Zahid 









Baylor University, Waco, Texas, USA

S. Abdullin , A. Brinkerhoff , K. Call, B. Caraway , J. Dittmann , K. Hatakeyama , A.R. Kanuganti , C. Madrid , B. McMaster , N. Pastika , S. Sawant , C. Smith , J. Wilson 

Catholic University of America, Washington, DC, USA

R. Bartek , A. Dominguez , R. Uniyal , A.M. Vargas Hernandez 

















The University of Alabama, Tuscaloosa, Alabama, USA

A. Buccilli , O. Charaf, S.I. Cooper , D. Di Croce , S.V. Gleyzer , C. Henderson , C.U. Perez , P. Rumerio , C. West 

















Boston University, Boston, Massachusetts, USA

A. Akpinar , A. Albert , D. Arcaro , C. Cosby , Z. Demiragli , D. Gastler , J. Rohlf , K. Salyer , D. Sperka , D. Spitzbart , I. Suarez , S. Yuan , D. Zou















Brown University, Providence, Rhode Island, USA

G. Benelli , B. Burkle , X. Coubez²², D. Cutts , Y.t. Duh, M. Hadley , U. Heintz , J.M. Hogan ⁷⁵, K.H.M. Kwok , E. Laird , G. Landsberg , K.T. Lau , J. Lee , J. Luo , M. Narain, S. Sagir ⁷⁶, E. Usai , W.Y. Wong, X. Yan , D. Yu , W. Zhang








University of California, Davis, Davis, California, USA

R. Band , C. Brainerd , R. Breedon , M. Calderon De La Barca Sanchez , M. Chertok , J. Conway , R. Conway, P.T. Cox , R. Erbacher , C. Flores, F. Jensen , O. Kukral , R. Lander, M. Mulhearn , D. Pellett , M. Shi, D. Taylor , M. Tripathi , Y. Yao , F. Zhang 


















University of California, Los Angeles, California, USA

M. Bachtis , R. Cousins , A. Dasgupta, A. Datta , D. Hamilton , J. Hauser , M. Ignatenko , M.A. Iqbal , T. Lam , N. Mccoll , W.A. Nash , S. Regnard , D. Saltzberg , C. Schnaible, B. Stone , V. Valuev 














University of California, Riverside, Riverside, California, USA

K. Burt, Y. Chen, R. Clare , J.W. Gary , G. Hanson , G. Karapostoli , O.R. Long ,
N. Manganelli , M. Olmedo Negrete, W. Si , S. Wimpenny, Y. Zhang















University of California, San Diego, La Jolla, California, USA

J.G. Branson, P. Chang , S. Cittolin, S. Cooperstein , N. Deelen , J. Duarte , R. Gerosa ,
L. Giannini , D. Gilbert , V. Krutelyov , J. Letts , M. Masciovecchio , S. May , S. Padhi,
M. Pieri , V. Sharma , M. Tadel , A. Vartak , F. Würthwein , A. Yagil 

University of California, Santa Barbara — Department of Physics, Santa Barbara, California, USA

N. Amin, C. Campagnari , M. Citron , A. Dorsett , V. Dutta , J. Incandela ,
M. Kilpatrick , B. Marsh, H. Mei , A. Ovcharova, H. Qu , M. Quinnan , J. Richman ,
U. Sarica , D. Stuart , S. Wang 

California Institute of Technology, Pasadena, California, USA

A. Bornheim , O. Cerri, I. Dutta , J.M. Lawhorn , N. Lu , J. Mao , H.B. Newman ,
J. Ngadiuba , T. Q. Nguyen , M. Spiropulu , J.R. Vlimant , C. Wang , S. Xie ,
Z. Zhang , R.Y. Zhu 














Carnegie Mellon University, Pittsburgh, Pennsylvania, USA

J. Alison , M.B. Andrews , T. Ferguson , T. Mudholkar , M. Paulini , I. Vorobiev

































































University of Colorado Boulder, Boulder, Colorado, USA

J.P. Cumalat , W.T. Ford , E. MacDonald, R. Patel, A. Perloff , K. Stenson ,
K.A. Ulmer , S.R. Wagner 



















Cornell University, Ithaca, New York, USA

J. Alexander , Y. Cheng , J. Chu , D.J. Cranshaw , K. McDermott , J. Monroy ,
J.R. Patterson , D. Quach , A. Ryd , W. Sun , S.M. Tan, Z. Tao , J. Thom ,
P. Wittich , M. Zientek










Fermi National Accelerator Laboratory, Batavia, Illinois, USA

M. Albrow , M. Alyari , G. Apollinari , A. Apresyan , A. Apyan , S. Banerjee ,
L.A.T. Bauerdick , A. Beretvas , D. Berry , J. Berryhill , P.C. Bhat , K. Burkett ,
J.N. Butler , A. Canepa , G.B. Cerati , H.W.K. Cheung , F. Chlebana , M. Cremonesi,
K.F. Di Petrillo , V.D. Elvira , J. Freeman , Z. Gecse , L. Gray , D. Green,
S. Grünendahl , O. Gutsche , R.M. Harris , R. Heller , T.C. Herwig , J. Hirschauer ,
B. Jayatilaka , S. Jindariani , M. Johnson , U. Joshi , P. Klabbers , T. Klijsma ,
B. Klima , M.J. Kortelainen , S. Lammel , D. Lincoln , R. Lipton , T. Liu , J. Lykken,
K. Maeshima , D. Mason , P. McBride , P. Merkel , S. Mrenna , S. Nahn , V. O'Dell,
V. Papadimitriou , K. Pedro , C. Pena ⁷⁷, O. Prokofyev, F. Ravera , A. Reinsvold Hall ,
L. Ristori , B. Schneider , E. Sexton-Kennedy , N. Smith , A. Soha , L. Spiegel ,
J. Strait , L. Taylor , S. Tkaczyk , N.V. Tran , L. Uplegger , E.W. Vaandering ,
H.A. Weber 









University of Florida, Gainesville, Florida, USA

D. Acosta , P. Avery , D. Bourilkov , L. Cadamuro , V. Cherepanov , F. Errico ,
 R.D. Field, D. Guerrero , B.M. Joshi , M. Kim, J. Konigsberg , A. Korytov , K.H. Lo,
 K. Matchev , N. Menendez , G. Mitselmakher , D. Rosenzweig , K. Shi , J. Sturdy ,
 J. Wang , X. Zuo 




















Florida State University, Tallahassee, Florida, USA

T. Adams , A. Askew , D. Diaz , R. Habibullah , S. Hagopian , V. Hagopian ,
 K.F. Johnson, R. Khurana, T. Kolberg , G. Martinez, H. Prosper , C. Schiber, R. Yohay ,
 J. Zhang













Florida Institute of Technology, Melbourne, Florida, USA

M.M. Baarmand , S. Butalla , T. Elkafrawy ¹⁶, M. Hohlmann , R. Kumar Verma ,
 D. Noonan , M. Rahmani, M. Saunders , F. Yumiceva 












University of Illinois at Chicago (UIC), Chicago, Illinois, USA

M.R. Adams , L. Apanasevich , H. Becerril Gonzalez , R. Cavanaugh , X. Chen ,
 S. Dittmer , O. Evdokimov , C.E. Gerber , D.A. Hangal , D.J. Hofman , C. Mills ,
 G. Oh , T. Roy , M.B. Tonjes , N. Varelas , J. Viinikainen , X. Wang , Z. Wu , Z. Ye 




















The University of Iowa, Iowa City, Iowa, USA

M. Alhusseini , K. Dilsiz ⁷⁸, S. Durgut, R.P. Gandrajula , M. Haytmyradov, V. Khristenko,
 O.K. Köseyan , J.-P. Merlo, A. Mestvirishvili ⁷⁹, A. Moeller, J. Nachtman , H. Ogul ⁸⁰,
 Y. Onel , F. Ozok ⁸¹, A. Penzo , C. Snyder, E. Tiras ⁸², J. Wetzel 

Johns Hopkins University, Baltimore, Maryland, USA

O. Amram , B. Blumenfeld , L. Corcodilos , M. Eminizer , A.V. Gritsan , S. Kyriacou ,
 P. Maksimovic , C. Mantilla , J. Roskes , M. Swartz , T.Á. Vámi 

The University of Kansas, Lawrence, Kansas, USA

C. Baldenegro Barrera , P. Baringer , A. Bean , A. Bylinkin , T. Isidori , S. Khalil ,
 J. King , G. Krintiras , A. Kropivnitskaya , C. Lindsey, N. Minafra , M. Murray ,
 C. Rogan , C. Royon , S. Sanders , E. Schmitz , J.D. Tapia Takaki , Q. Wang ,
 J. Williams , G. Wilson 
















Kansas State University, Manhattan, Kansas, USA

S. Duric, A. Ivanov , K. Kaadze , D. Kim, Y. Maravin , T. Mitchell, A. Modak























Lawrence Livermore National Laboratory, Livermore, California, USA

F. Rebassoo , D. Wright 














University of Maryland, College Park, Maryland, USA

E. Adams , A. Baden , O. Baron, A. Belloni , S.C. Eno , Y. Feng , N.J. Hadley ,
 S. Jabeen , R.G. Kellogg , T. Koeth , A.C. Mignerey , S. Nabili , M. Seidel , A. Skuja ,
 S.C. Tonwar, L. Wang , K. Wong 


Massachusetts Institute of Technology, Cambridge, Massachusetts, USA

D. Abercrombie, R. Bi, S. Brandt, W. Busza , I.A. Cali , Y. Chen , M. D'Alfonso ,
 G. Gomez-Ceballos , M. Goncharov, P. Harris, M. Hu , M. Klute , D. Kovalskyi ,
 J. Krupa , Y.-J. Lee , P.D. Luckey, B. Maier , A.C. Marini , C. Mironov , X. Niu,
 C. Paus , D. Rankin , C. Roland , G. Roland , Z. Shi , G.S.F. Stephans , K. Tatar ,
 D. Velicanu, J. Wang, T.W. Wang, Z. Wang , B. Wyslouch 













University of Minnesota, Minneapolis, Minnesota, USA

R.M. Chatterjee, A. Evans , P. Hansen, J. Hiltbrand , Sh. Jain , M. Krohn , Y. Kubota ,
 Z. Lesko , J. Mans , M. Revering , R. Rusack , R. Saradhy , N. Schroeder ,
 N. Strobbe , M.A. Wadud 










University of Mississippi, Oxford, Mississippi, USA

J.G. Acosta, S. Oliveros 



















University of Nebraska-Lincoln, Lincoln, Nebraska, USA

K. Bloom , M. Bryson, S. Chauhan , D.R. Claes , C. Fangmeier , L. Finco , F. Golf ,
 J.R. González Fernández , C. Joo , I. Kravchenko , J.E. Siado , G.R. Snow[†], W. Tabb ,
 F. Yan 








State University of New York at Buffalo, Buffalo, New York, USA

G. Agarwal , H. Bandyopadhyay , L. Hay , I. Iashvili , A. Kharchilava , C. McLean ,
 D. Nguyen , J. Pekkanen , S. Rappoccio 

Northeastern University, Boston, Massachusetts, USA

G. Alverson , E. Barberis , C. Freer , Y. Haddad , A. Hortiangtham , J. Li ,
 G. Madigan , B. Marzocchi , D.M. Morse , V. Nguyen , T. Orimoto , A. Parker ,
 L. Skinnari , A. Tishelman-Charny , T. Wamorkar , B. Wang , A. Wisecarver , D. Wood 








Northwestern University, Evanston, Illinois, USA

S. Bhattacharya , J. Bueghly, Z. Chen , A. Gilbert , T. Gunter , K.A. Hahn , N. Odell ,
 M.H. Schmitt , K. Sung, M. Velasco

University of Notre Dame, Notre Dame, Indiana, USA











R. Bucci, N. Dev , R. Goldouzian , M. Hildreth , K. Hurtado Anampa , C. Jessop ,
 K. Lannon , N. Loukas , N. Marinelli, I. Mcalister, F. Meng, K. Mohrman , Y. Musienko ¹³,
 R. Ruchti , P. Siddireddy, M. Wayne , A. Wightman , M. Wolf , L. Zygala 

The Ohio State University, Columbus, Ohio, USA

J. Alimena , B. Bylsma, B. Cardwell , L.S. Durkin , B. Francis , C. Hill , A. Lefeld,
 B.L. Winer , B. R. Yates 

Princeton University, Princeton, New Jersey, USA



















F.M. Addesa , B. Bonham , P. Das , G. Dezoort , P. Elmer , A. Frankenthal ,
 B. Greenberg , N. Haubrich , S. Higginbotham , A. Kalogeropoulos , G. Kopp 

S. Kwan , D. Lange , M.T. Lucchini , D. Marlow , K. Mei , I. Ojalvo , J. Olsen ,
C. Palmer , P. Piroué, D. Stickland , C. Tully 

University of Puerto Rico, Mayaguez, Puerto Rico, USA

S. Malik , S. Norberg



Purdue University, West Lafayette, Indiana, USA

A.S. Bakshi , V.E. Barnes , R. Chawla , S. Das , L. Gutay, M. Jones , A.W. Jung ,
S. Karmarkar , M. Liu , G. Negro , N. Neumeister , C.C. Peng, S. Piperov , A. Purohit ,
J.F. Schulte , M. Stojanovic , F. Wang , A. Wildridge , R. Xiao , W. Xie 











Purdue University Northwest, Hammond, Indiana, USA

J. Dolen , N. Parashar 
















Rice University, Houston, Texas, USA

A. Baty , S. Dildick , K.M. Ecklund , S. Freed, F.J.M. Geurts , A. Kumar , W. Li ,
B.P. Padley , R. Redjimi, J. Roberts[†], W. Shi , A.G. Stahl Leiton 

University of Rochester, Rochester, New York, USA

A. Bodek , P. de Barbaro , R. Demina , J.L. Dulemba , C. Fallon, T. Ferbel , M. Galanti,
A. Garcia-Bellido , O. Hindrichs , A. Khukhunaishvili , E. Ranken , R. Taus 














Rutgers, The State University of New Jersey, Piscataway, New Jersey, USA

B. Chiarito, J.P. Chou , A. Gandrakota , Y. Gershtein , E. Halkiadakis , A. Hart ,
M. Heindl , E. Hughes, S. Kaplan, O. Karacheban ²⁵, I. Laflotte , A. Lath , R. Montalvo,
K. Nash, M. Osherson , S. Salur , S. Schnetzer, S. Somalwar , R. Stone , S.A. Thayil ,
S. Thomas, H. Wang 











University of Tennessee, Knoxville, Tennessee, USA

H. Acharya, A.G. Delannoy , S. Spanier 









Texas A&M University, College Station, Texas, USA

O. Bouhali ⁸³, M. Dalchenko , A. Delgado , R. Eusebi , J. Gilmore , T. Huang ,
T. Kamon ⁸⁴, H. Kim , S. Luo , S. Malhotra, R. Mueller , D. Overton , D. Rathjens ,
A. Safonov 

Texas Tech University, Lubbock, Texas, USA

N. Akchurin , J. Damgov , V. Hegde , S. Kunori, K. Lamichhane , S.W. Lee , T. Mengke,
S. Muthumuni , T. Peltola , S. Undleeb , I. Volobouev , Z. Wang, A. Whitbeck 

Vanderbilt University, Nashville, Tennessee, USA

E. Appelt , S. Greene, A. Gurrola , W. Johns , C. Maguire, A. Melo , H. Ni, K. Padeken ,
F. Romeo , P. Sheldon , S. Tuo , J. Velkovska 




















University of Virginia, Charlottesville, Virginia, USA

M.W. Arenton , B. Cox , G. Cummings , J. Hakala , R. Hirosky , M. Joyce ,
A. Ledovskoy , A. Li , C. Neu , B. Tannenwald , E. Wolfe 

Wayne State University, Detroit, Michigan, USA

P.E. Karchin , N. Poudyal , P. Thapa

University of Wisconsin — Madison, Madison, Wisconsin, USA

K. Black , T. Bose , J. Buchanan , C. Caillol , S. Dasu , I. De Bruyn , P. Everaerts ,
C. Galloni, H. He , M. Herndon , A. Hervé , U. Hussain, A. Lanaro, A. Loeliger ,
R. Loveless , J. Madhusudanan Sreekala , A. Mallampalli , A. Mohammadi , D. Pinna,
A. Savin, V. Shang , V. Sharma , W.H. Smith , D. Teague, S. Trembath-Reichert,
W. Vetens 

Authors affiliated with an institute or an international laboratory covered by a cooperation agreement with CERN

S. Afanasiev, V. Andreev , Yu. Andreev , T. Aushev , M. Azarkin , A. Babaev ,
A. Belyaev , V. Blinov⁸⁵, E. Boos , V. Borchsh , D. Budkouski , V. Bunichev , P. Bunin ,
O. Bychkova, M. Chadeeva , V. Chekhovsky, A. Dermenev , T. Dimova , I. Dreminev ,
M. Dubinin , L. Dudko , V. Epshteyn , A. Ershov , M. Gavrilenko, G. Gavrilo ,
V. Gavrilo , S. Gninenko , V. Golovtcov , N. Golubev , I. Golutvin, I. Gorbunov ,
A. Iuzhakov, V. Ivanchenko , Y. Ivanov , V. Kachanov , A. Kalinin, A. Kamenev,
L. Kardapoltsev , V. Karjavine , A. Karneyev , V. Kim , M. Kirakosyan, M. Kirsanov ,
V. Klyukhin , D. Konstantinov , N. Korneeva , N. Krasnikov , E. Kuznetsova⁸⁷, A. Lanev ,
A. Litomin, N. Lychkovskaya , V. Makarenko , A. Malakhov , V. Matveev , V. Murzin ,
A. Nikitenko , S. Obraztsov , V. Okhotnikov , V. Oreshkin , I. Ovtin , V. Palichik ,
A. Pashenkov, V. Perelygin , M. Perfilov, D. Philippov , G. Pivovarov , V. Popov,
E. Popova , V. Rusinov, G. Safronov , M. Savina , V. Savrin , D. Seitova, V. Shalaev ,
S. Shmatov , S. Shulha , Y. Skovpen , I. Smirnov, V. Smirnov , D. Sosnov ,
A. Spiridonov , A. Steppenov , L. Sukhikh, V. Sulimov , E. Tcherniaev , A. Terkulov ,
O. Teryaev , D. Tlisov[†], M. Toms , A. Toropin , L. Uvarov , A. Uzunian , E. Vlasov ,⁹¹
P. Volkov, S. Volkov, A. Vorobyev, N. Voytishin , A. Zarubin , I. Zhizhin , A. Zhokin 

[†] : Deceased

¹ Also at Yerevan State University, Yerevan, Armenia

² Also at TU Wien, Vienna, Austria

³ Also at Institute of Basic and Applied Sciences, Faculty of Engineering, Arab Academy for Science, Technology and Maritime Transport, Alexandria, Egypt

⁴ Also at Université Libre de Bruxelles, Bruxelles, Belgium

⁵ Also at IRFU, CEA, Université Paris-Saclay, Gif-sur-Yvette, France

⁶ Also at Universidade Estadual de Campinas, Campinas, Brazil

⁷ Also at Federal University of Rio Grande do Sul, Porto Alegre, Brazil

⁸ Also at UFMS, Nova Andradina, Brazil

⁹ Also at Nanjing Normal University Department of Physics, Nanjing, China

¹⁰ Now at The University of Iowa, Iowa City, Iowa, USA

¹¹ Also at University of Chinese Academy of Sciences, Beijing, China

¹² Also at University of Chinese Academy of Sciences, Beijing, China

¹³ Also at an institute or an international laboratory covered by a cooperation agreement with CERN

¹⁴ Also at Helwan University, Cairo, Egypt

¹⁵ Now at Zewail City of Science and Technology, Zewail, Egypt

¹⁶ Also at Ain Shams University, Cairo, Egypt

- ¹⁷ Now at British University in Egypt, Cairo, Egypt
- ¹⁸ Also at Purdue University, West Lafayette, Indiana, USA
- ¹⁹ Also at Université de Haute Alsace, Mulhouse, France
- ²⁰ Also at Erzincan Binali Yildirim University, Erzincan, Turkey
- ²¹ Also at CERN, European Organization for Nuclear Research, Geneva, Switzerland
- ²² Also at RWTH Aachen University, III. Physikalisches Institut A, Aachen, Germany
- ²³ Also at University of Hamburg, Hamburg, Germany
- ²⁴ Also at Isfahan University of Technology, Isfahan, Iran
- ²⁵ Also at Brandenburg University of Technology, Cottbus, Germany
- ²⁶ Also at Physics Department, Faculty of Science, Assiut University, Assiut, Egypt
- ²⁷ Also at Karoly Robert Campus, MATE Institute of Technology, Gyongyos, Hungary
- ²⁸ Also at Institute of Physics, University of Debrecen, Debrecen, Hungary
- ²⁹ Also at Institute of Nuclear Research ATOMKI, Debrecen, Hungary
- ³⁰ Also at MTA-ELTE Lendület CMS Particle and Nuclear Physics Group, Eötvös Loránd University, Budapest, Hungary
- ³¹ Also at Wigner Research Centre for Physics, Budapest, Hungary
- ³² Also at G.H.G. Khalsa College, Punjab, India
- ³³ Also at Shoolini University, Solan, India
- ³⁴ Also at University of Hyderabad, Hyderabad, India
- ³⁵ Also at University of Visva-Bharati, Santiniketan, India
- ³⁶ Also at Indian Institute of Technology (IIT), Mumbai, India
- ³⁷ Also at IIT Bhubaneswar, Bhubaneswar, India
- ³⁸ Also at Institute of Physics, Bhubaneswar, India
- ³⁹ Also at Deutsches Elektronen-Synchrotron, Hamburg, Germany
- ⁴⁰ Also at Sharif University of Technology, Tehran, Iran
- ⁴¹ Also at Department of Physics, University of Science and Technology of Mazandaran, Behshahr, Iran
- ⁴² Also at Italian National Agency for New Technologies, Energy and Sustainable Economic Development, Bologna, Italy
- ⁴³ Also at Centro Siciliano di Fisica Nucleare e di Struttura Della Materia, Catania, Italy
- ⁴⁴ Also at Università di Napoli 'Federico II', Napoli, Italy
- ⁴⁵ Also at Consejo Nacional de Ciencia y Tecnología, Mexico City, Mexico
- ⁴⁶ Also at Faculty of Physics, University of Belgrade, Belgrade, Serbia
- ⁴⁷ Also at Trincomalee Campus, Eastern University, Sri Lanka, Nilaveli, Sri Lanka
- ⁴⁸ Also at INFN Sezione di Pavia, Università di Pavia, Pavia, Italy
- ⁴⁹ Also at National and Kapodistrian University of Athens, Athens, Greece
- ⁵⁰ Also at Universität Zürich, Zurich, Switzerland
- ⁵¹ Also at Ecole Polytechnique Fédérale Lausanne, Lausanne, Switzerland
- ⁵² Also at Stefan Meyer Institute for Subatomic Physics, Vienna, Austria
- ⁵³ Also at Laboratoire d'Annecy-le-Vieux de Physique des Particules, IN2P3-CNRS, Annecy-le-Vieux, France
- ⁵⁴ Also at Şirnak University, Şirnak, Turkey
- ⁵⁵ Also at Department of Physics, Tsinghua University, Beijing, China
- ⁵⁶ Also at Near East University, Research Center of Experimental Health Science, Mersin, Turkey
- ⁵⁷ Also at Beykent University, Istanbul, Turkey
- ⁵⁸ Also at Istanbul Aydin University, Application and Research Center for Advanced Studies, Istanbul, Turkey
- ⁵⁹ Also at Mersin University, Mersin, Turkey
- ⁶⁰ Also at Izmir Bakircay University, Izmir, Turkey
- ⁶¹ Also at Adiyaman University, Adiyaman, Turkey
- ⁶² Also at Ozyegin University, Istanbul, Turkey
- ⁶³ Also at Izmir Institute of Technology, Izmir, Turkey
- ⁶⁴ Also at Necmettin Erbakan University, Konya, Turkey

- ⁶⁵ Also at *Bozok Universitetesi Rektörlüğü, Yozgat, Turkey*
- ⁶⁶ Also at *Marmara University, Istanbul, Turkey*
- ⁶⁷ Also at *Milli Savunma University, Istanbul, Turkey*
- ⁶⁸ Also at *Kafkas University, Kars, Turkey*
- ⁶⁹ Also at *Istanbul Bilgi University, Istanbul, Turkey*
- ⁷⁰ Also at *Hacettepe University, Ankara, Turkey*
- ⁷¹ Also at *Vrije Universiteit Brussel, Brussel, Belgium*
- ⁷² Also at *School of Physics and Astronomy, University of Southampton, Southampton, United Kingdom*
- ⁷³ Also at *IPPP Durham University, Durham, United Kingdom*
- ⁷⁴ Also at *Monash University, Faculty of Science, Clayton, Australia*
- ⁷⁵ Also at *Bethel University, St. Paul, Minnesota, USA*
- ⁷⁶ Also at *Karamanoğlu Mehmetbey University, Karaman, Turkey*
- ⁷⁷ Also at *California Institute of Technology, Pasadena, California, USA*
- ⁷⁸ Also at *Bingol University, Bingol, Turkey*
- ⁷⁹ Also at *Georgian Technical University, Tbilisi, Georgia*
- ⁸⁰ Also at *Sinop University, Sinop, Turkey*
- ⁸¹ Also at *Mimar Sinan University, Istanbul, Istanbul, Turkey*
- ⁸² Also at *Erciyes University, Kayseri, Turkey*
- ⁸³ Also at *Texas A&M University at Qatar, Doha, Qatar*
- ⁸⁴ Also at *Kyungpook National University, Daegu, Korea*
- ⁸⁵ Also at *another institute or international laboratory covered by a cooperation agreement with CERN*
- ⁸⁶ Now at *Istanbul University, Istanbul, Turkey*
- ⁸⁷ Now at *University of Florida, Gainesville, Florida, USA*
- ⁸⁸ Also at *Imperial College, London, United Kingdom*
- ⁸⁹ Now at *University of Rochester, Rochester, New York, USA*
- ⁹⁰ Now at *Baylor University, Waco, Texas, USA*
- ⁹¹ Now at *INFN Sezione di Torino, Università di Torino, Torino, Italy; Università del Piemonte Orientale, Novara, Italy*