

Simulations of Cold Electroweak Baryogenesis: finding the optimal quench time

Zong-Gang Mou,^b Paul M. Saffin^a and Anders Tranberg^b

^a*School of Physics and Astronomy, University of Nottingham,
University Park, Nottingham NG7 2RD, U.K.*

^b*Faculty of Science and Technology, University of Stavanger,
4036 Stavanger, Norway*

E-mail: zonggang.mou@uis.no, paul.saffin@nottingham.ac.uk,
anders.tranberg@uis.no

ABSTRACT: We revisit the numerical computation of the baryon asymmetry from Cold Electroweak Baryogenesis given the physical Higgs mass. We investigate the dependence of the asymmetry on the speed at which electroweak symmetry breaking takes place. The maximum asymmetry does not occur for arbitrarily fast quenches, but at quench times of about $\tau_q \simeq 16 m_H^{-1}$, with no asymmetry created for quenches slower than $\tau_q > 30 m_H^{-1}$. Curiously, we also find that the overall sign of the asymmetry depends on the quench time.

KEYWORDS: Cosmology of Theories beyond the SM, Lattice Quantum Field Theory, CP violation, Nonperturbative Effects

ARXIV EPRINT: [1703.01781](https://arxiv.org/abs/1703.01781)

Contents

1	Introduction	1
2	The quenched SU(2)-Higgs model with CP-violation	2
3	Results and analysis	3
4	Conclusion	7

1 Introduction

Cold Electroweak Baryogenesis (EWBG) was proposed some time ago as an alternative mechanism for generating the observed baryon asymmetry of the Universe [1–3]. The original (Hot) Electroweak Baryogenesis relies on a strong finite temperature electroweak phase transition to provide the required out-of-equilibrium conditions [4, 5]. In the Cold scenario, electroweak symmetry breaking occurs through a spinodal decomposition from an initial state at zero (or very low) temperature.

Cold EWBG hence sidesteps the requirement of a first order phase transition, which is absent in the minimal Standard Model (at the physical Higgs mass), and increasingly constrained by experiment in simple extensions (for recent work, see for instance [6–8]). The scenario is very simple, and allows for straightforward first-principles numerical simulations of the entire baryogenesis process. The Hot scenario in contrast is a quite complex sequence of events separated in space and time. Challenges of the Cold scenario include the origin of the cold initial state and the subsequent quench, and the origin of the required CP-violation. The former is typically ascribed to a coupling of the Higgs field to another scalar, whose dynamics triggers the symmetry breaking quench [3, 9–11]. The resulting baryon asymmetry has been computed for a number of implementations and model choices, notably extensions of the Standard Model with additional scalar fields and CP-violation [12–18].

From a model-building perspective, it is important to determine, as model-independently as possible, the dependence of the asymmetry on the speed at which the spinodal quench is performed. All things being equal, one might expect that a fast quench gives a state further from equilibrium, and therefore a larger asymmetry. In an exploratory publication [17], it was found that indeed fast quenches give an asymmetry while slow ones did not, quantified through the speed at which the Higgs mass parameter “flipped” in the potential,

$$V[\phi] = \mu^2(t)\phi^\dagger\phi + \lambda(\phi^\dagger\phi)^2, \quad (1.1)$$

with for $t < \tau_q$

$$\mu_{\text{eff}}^2(t) = \mu^2 \left(1 - \frac{2t}{\tau_q}\right), \quad (1.2)$$

and for $t > \tau_q$, $\mu_{\text{eff}}^2(t) = -\mu^2$. One may define a characteristic quench speed as

$$u = -\frac{\sqrt{2}}{m_H^3} \frac{d\mu_{\text{eff}}^2(t)}{dt} \Big|_{\mu_{\text{eff}}=0} = \frac{\sqrt{2}}{m_H \tau_q}. \quad (1.3)$$

Results indicated that quenches slower than $u \simeq 0.1$, $m_H \tau_q > 10 - 15$ are too slow to generate an asymmetry. But because of the vast numerical effort required, and because the results were very sensitive to the (at the time) unknown value of the Higgs mass, no further progress was made.

In the present paper, we revisit this computation, using the exact same quench implementation and CP-violating term. Computer resources have improved significantly over the last decade and, crucially, we now know that the Higgs mass is 125 GeV. This allows for vastly improved simulations.

In the following section 2 we recall the model also used in [17], and briefly present the main observables used to determine the baryon asymmetry. In section 3, we display and comment on our numerical results. We conclude in section 4.

2 The quenched SU(2)-Higgs model with CP-violation

We model the Higgs-sector of the Standard Model by a Higgs doublet coupled to an SU(2) gauge field, with the classical action

$$S = - \int dt d^3x \left[\frac{1}{2g^2} \text{Tr} F^{\mu\nu} F_{\mu\nu} + (D_\mu \phi)^\dagger D_\mu \phi + \mu_{\text{eff}}^2(t) \phi^\dagger \phi + \lambda (\phi^\dagger \phi)^2 + \frac{3\delta_{\text{CP}}}{16\pi^2 m_W^2} \phi^\dagger \phi \text{Tr} F^{\mu\nu} \tilde{F}_{\mu\nu} \right]. \quad (2.1)$$

We have introduced the covariant derivative D_μ and the field strength $F^{\mu\nu}$ in the usual way, and the last term breaks CP (through breaking P), effectively biasing SU(2) Chern-Simons number,

$$N_{\text{CS}}(t) - N_{\text{CS}}(0) = \frac{1}{16\pi^2} \int_0^t dt d^3x \text{Tr} F^{\mu\nu} \tilde{F}_{\mu\nu}. \quad (2.2)$$

Chern-Simons number is in turn related through the chiral anomaly to the net baryon number

$$N_B(t) - N_B(0) = 3 [N_{\text{CS}}(t) - N_{\text{CS}}(0)]. \quad (2.3)$$

In our simulations, we will not include fermions (see however [12]), but infer the baryon asymmetry from the final value of N_{CS} . In fact, we will further infer this from the winding number of the Higgs field

$$N_w = \frac{1}{24\pi^2} \int d^3x \epsilon_{ijk} \text{Tr} [U^\dagger \partial_i U U^\dagger \partial_j U U^\dagger \partial_k U], \quad (2.4)$$

with

$$U = \frac{1}{\phi^\dagger \phi} (i\tau_2 \phi^*, \phi), \quad (2.5)$$

the normalized matrix representation of the Higgs field.

In contrast to the Chern-Simons number, the Higgs winding number is always integer, and the two coincide at late times, when the gauge and Higgs field configurations are close

to pure-gauge. The advantage of using the Higgs winding number is that it settles early in the simulation and is numerically a very “clean” observable, while the Chern-Simons travels around for longer before eventually adjusting to the same final value.¹

Additional observables that will be of interest include the average Higgs field

$$\bar{\phi}^2 = \frac{1}{V} \int d^3x \phi^\dagger \phi, \tag{2.6}$$

and the total energy. The latter is not conserved as a result of the time-dependent $\mu_{\text{eff}}^2(t)$, but decreases in time, more for slower quenches

$$\partial_t E = \frac{d\mu_{\text{eff}}^2(t)}{dt} \int d^3x \phi^\dagger \phi(x, t), \quad \Delta E = -\frac{2\mu^2}{\tau_q} \int_0^{\tau_q} dt \int d^3x \phi^\dagger \phi(x, t). \tag{2.7}$$

For the slowest quench we consider here, $m_H \tau_q = 64$, the total energy is reduced by a factor of about 4, meaning that the final reheat temperature is lower by $4^{1/4} \simeq 1.4$, 32 GeV instead of 45 GeV. However, in a complete model, the quench will be driven by another dynamical degree of freedom (like a scalar field), and the total energy will be conserved.

We derive the classical equations of motion by variation of the action, and solve them numerically without further approximation. The initial condition is the vacuum state of the Higgs field, when the Higgs potential is simply

$$V_{\text{in}}[\phi] = \mu^2 \phi^\dagger \phi, \tag{2.8}$$

and where the field and momentum correlators are each given their zero-point fluctuations, sometimes referred to as the “just the half” initialisation [18–20]. We initialise only the unstable modes $|k| \leq \mu$. The gauge fields A_i are set to zero initially, with the gauge field momenta E_i solved for from Gauss Law in the background of the initial Higgs field. Throughout, we choose the partial gauge fixing $A_0 = 0$, temporal gauge. We generate an ensemble of random initial configurations and average over the results. This classical-statistical approach is valid because of the very large occupation numbers generated during the spinodal instability [19, 20]. The ensemble is engineered to be CP-symmetric, in that for every configuration, we also include the CP-conjugate configuration. Then by construction the asymmetry is exactly zero for $\delta_{\text{cp}} = 0$. Rather than simply computing the statistical average over the ensemble of the observable N_w , we consider the combination $(N_w + \bar{N}_w)/2$ (where the bar denotes the CP-conjugate configuration). The average over pairs coincides with the normal ensemble average of N_w , but the statistical error profits from the pair-wise correlation reducing noise. This procedure was introduced in [17], and provides the error bars displayed in the figures below.

3 Results and analysis

In figures 1, 2 and 3, we show the behaviour of the main observables $\bar{\phi}^2$, N_{cs} and N_w averaged over an ensemble of a few hundred pairs, for a sequence of quench times. Our

¹In these simulations, the Chern-Simons number does not suffer from the UV problems inherent to equilibrium computations of the Sphaleron rate [21, 22], since equilibrium is not reached and the UV modes never populated. Cooling of the configurations is therefore not required for a reliable calculation.

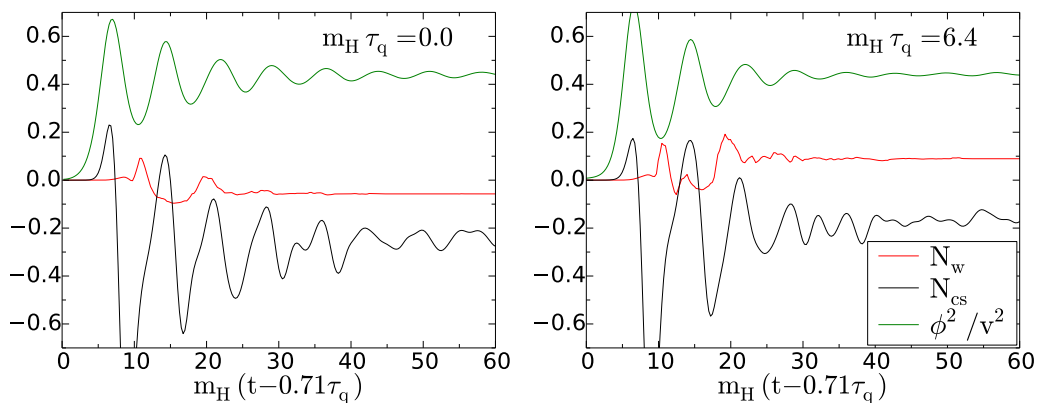


Figure 1. The basic observables, ensemble averaged. For quench time $m_H \tau_q = 0$ and 6.4.

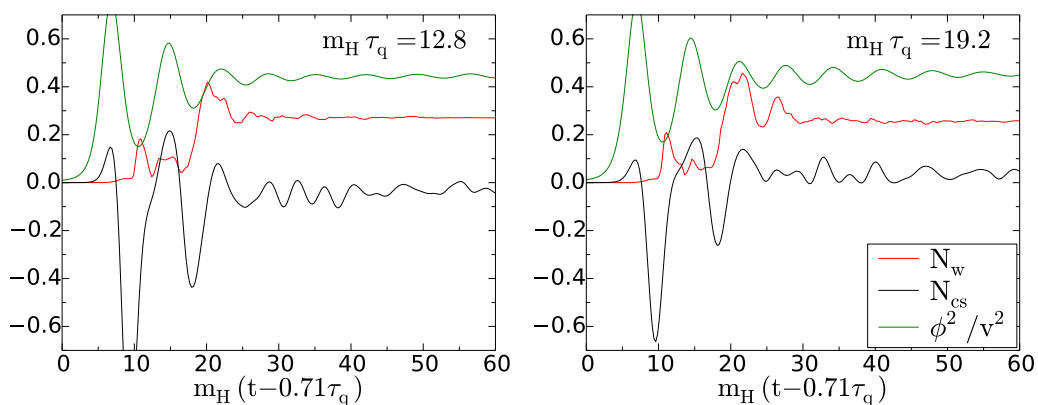


Figure 2. The basic observables, ensemble averaged. For quench time $m_H \tau_q = 12.8$ and 19.2.

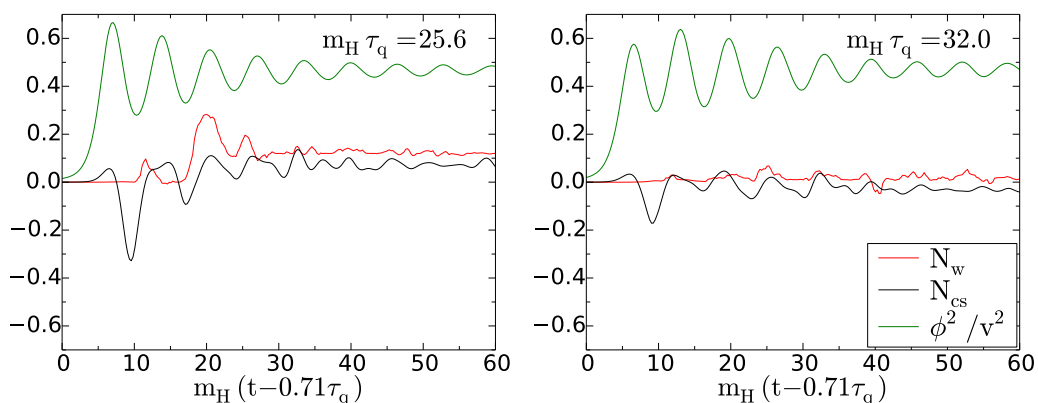


Figure 3. The basic observables, ensemble averaged. For quench time $m_H \tau_q = 25.6$ and 32.

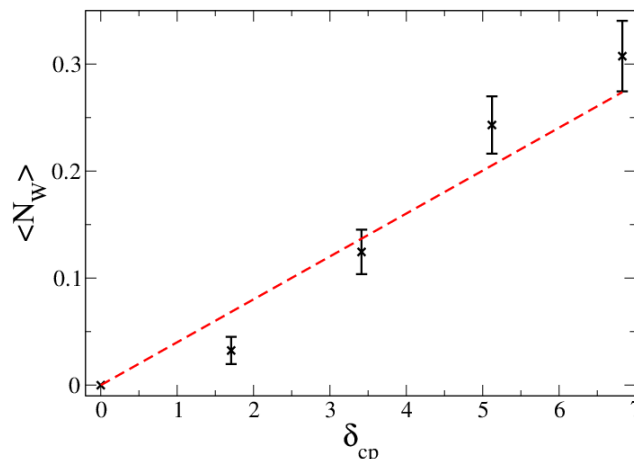


Figure 4. The dependence on CP-violation strength for $m_H\tau_q = 16$. Overlaid, a linear fit.

lattices have the size $V = (Lm_H)^3 = (64 \times 0.375)^3$. We see that the Higgs field rolls down the potential and performs a damped oscillation. The Higgs field is not homogeneous, and in fact a large number of zeros of the Higgs field appear at the first few minima of the oscillation [23]. These work as nucleation points for potential winding number change. Indeed, we notice that most of the change in N_w happens at the Higgs oscillation minima, and that the final asymmetry is generated in the first, second and third Higgs minimum, settling shortly afterwards. Further inspection reveals, that the value of the Higgs field at its first minimum correlates strongly with the final asymmetry. Average Chern-Simons number is violently oscillating, and only much later does it settle to the same value as the winding number (not shown here).

Given the average winding number, we reconstruct the baryon asymmetry by distributing the total energy in the initial Higgs potential into a thermal final state at temperature T , including all the Standard Model relativistic degrees of freedom, $g^* = 86.25$. We then find

$$\eta = \frac{n_B}{n_\gamma} = 7.04 \frac{3\langle N_w \rangle}{(Lm_H)^3} \frac{45}{2\pi^2 g^* T^3}, \quad \frac{m_H^4}{16\lambda} = \frac{\pi^2}{30} g^* T^4. \quad (3.1)$$

Given $Lm_H = 24$ and a Higgs mass of 125 GeV, we get $\eta = 8.55 \times 10^{-4} \times \langle N_w \rangle$.

We then compute the dependence of the asymmetry on the coefficient δ_{cp} . This was found in [16] to be linear in a range up to at least $\delta_{cp} = 1$, for $m_H = 2m_W$. In figure 4 we confirm this linear behaviour for quenchtime $m_H\tau_q = 16$ up to $\delta_{cp} = 7$, now for the physical Higgs mass. Since the asymmetry is odd in δ_{cp} , the next order correction would be δ_{cp}^3 , which we found does not improve the fit. Ultimately, in order to match to the observed baryon asymmetry, we will need to interpolate to values very close to zero. We will employ the linear fit, whereby

$$\eta = 8.55 \times 10^{-4} \times (0.040 \pm 0.006) \times \delta_{cp} = (3.4 \pm 0.5) \times 10^{-5} \delta_{cp}. \quad (3.2)$$

consistent with [16].

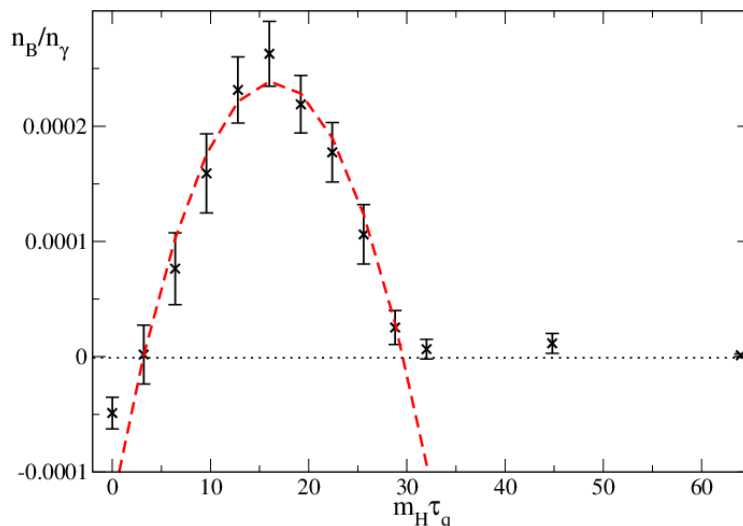


Figure 5. The quench time dependence of the baryon asymmetry, for $\delta_{\text{cp}} = 6.83$.

The Chern-Simons number is biased by the CP-violation term, and the initial rise and subsequent dip (as seen in figures 1, 2, 3) is consistent with a linear response treatment [17, 18]. The subsequent violent oscillation are less easy to model. The final asymmetry is an interplay between the dynamical components of the system, many of which are correlated: the availability of winding nucleation points (Higgs field is locally close to zero), energy considerations favouring $N_{\text{cs}} \simeq N_W$ and the driving CP-violating force, which may be rewritten by partial integration as

$$\frac{1}{16\pi^2} \int dt d^3x \phi^\dagger \phi \text{Tr} F^{\mu\nu} \tilde{F}_{\mu\nu} \propto - \int d^3x dt \partial_t(\phi^\dagger \phi) n_{\text{cs}}, \quad (3.3)$$

with n_{cs} the Chern-Simons number density. Hence the driving force is proportional to the speed of the Higgs field, shifted in phase relative to the oscillations producing the Higgs minima. Finally, there is a frequency of the oscillation of the Chern-Simons number itself, related to the boson mass m_W . In [16], it was argued that the non-trivial dependence on Higgs mass could be ascribed to a resonance phenomenon, but here we fix this mass at its physical value.

In figure 5, we show our complete results of simulations at different quench times, using $\delta_{\text{cp}} = 6.83$. We observe that there is a maximum at a finite quench time. Having no theoretical basis for a more specific ansatz, we have fitted the peak with a quadratic form

$$\frac{n_B}{n_\gamma} = A - B(m_H \tau_q - m_H \tau_{\text{max}})^2, \quad (3.4)$$

to find using the fitting range $m_H \tau_q \in [6; 30]$,

$$m_H \tau_{\text{max}} = 16.4 \pm 0.2, \quad A = (3.5 \pm 0.1) \times 10^{-5} \delta_{\text{cp}}, \quad B = (2.0 \pm 0.1) \times 10^{-7} \delta_{\text{cp}}. \quad (3.5)$$

Quench times $m_H \tau_q > 30$ produce no asymmetry. Interestingly, the fastest quench $m_H \tau_q = 0$ gives a six times smaller asymmetry than the maximum value, with the opposite sign. The parametric changing of the sign was observed in [15, 17] as the Higgs mass

was varied. In figures 1, 2, 3 we see how the asymmetry is first driven negative (or small) for all quench times, and only at the first and second Higgs minima is the quench time dependence realised. We conclude that the asymmetry consists of an initial negative (or small) “base”, realised most strongly for fast quenches, to which is added at later times a positive “oscillation” component which is very quench time dependent.

4 Conclusion

Cold Electroweak Baryogenesis may have taken place in the Early Universe, if the Higgs potential was stabilised by interactions with other fields. Then electroweak symmetry breaking could have been delayed until the temperature in the Universe was a few GeV or lower. Alternatively, inflation could have ended at the electroweak scale, with the Universe never reheating above 100 GeV. Many different realisations of such a scenario are possible, involving one or more additional fields. These may or may not be identified as the inflaton, the curvaton, a second Higgs field, a Dark Matter candidate and even composite degrees of freedom. In order to separate the baryogenesis process from the higher-scale physics of the specific extension of the Standard Model, it is worthwhile computing the generic quench-time dependence of the baryon asymmetry. This allows in the simplest way to match to a specific model. In this paper, we pinned down this quench time dependence, showing that there is a preferred value around

$$m_H \tau_q \simeq 16, \quad (u \simeq 0.09), \quad (4.1)$$

where the asymmetry is largest and positive. In contrast the fastest quenches produce somewhat smaller asymmetry, potentially of the opposite sign. Quench times longer than twice the optimal value, $m_H \tau_q \geq 30$ ($u < 0.05$) give no asymmetry at all. The value of the asymmetry is maximally

$$\eta = (3.4 \pm 0.5) \times 10^{-5} \delta_{\text{CP}}, \quad (4.2)$$

so that in this particular implementation of CP-violation, we require $\delta_{\text{CP}} \geq 1.8 \times 10^{-5}$ to reproduce the observed baryon asymmetry in the Universe of $\eta \simeq 6 \times 10^{-10}$. The creation of the asymmetry is closely associated with the appearance of local zeros of the Higgs field, during its first few oscillations. We have checked that the number of Higgs zeros is not dependent on CP-violation being present, but the CP-bias is most effective at “flipping” the winding and Chern-Simons number near such zeros. It is therefore possible that other sources of CP-violation will exhibit this behaviour, so that our result is more generic than the explicit CP-violating term would suggest.

It would also be useful to understand the role of the U(1) gauge field of the Standard Model [24, 25]. Although it does not in itself enter in the baryon number computation through the anomaly, it may influence the behaviour the system as a whole. Finally, specific implementations of an additional dynamical field should be investigated, in order to establish whether the “by-hand” non-dynamical mass-flip employed here is a good representation of an underlying dynamical system [26]. This work is currently in progress.

Acknowledgments

AT and ZGM are supported by a UiS-ToppForsk grant from the University of Stavanger. PS acknowledges support by STFC under grant ST/L000393/1. The numerical work was performed on the Abel Cluster, owned by the University of Oslo and the Norwegian meta-center for High Performance Computing (NOTUR), and operated by the Department for Research Computing at USIT, the University of Oslo IT-department.

Open Access. This article is distributed under the terms of the Creative Commons Attribution License ([CC-BY 4.0](https://creativecommons.org/licenses/by/4.0/)), which permits any use, distribution and reproduction in any medium, provided the original author(s) and source are credited.

References

- [1] L.M. Krauss and M. Trodden, *Baryogenesis below the electroweak scale*, *Phys. Rev. Lett.* **83** (1999) 1502 [[hep-ph/9902420](#)] [[INSPIRE](#)].
- [2] J. García-Bellido, D. Yu. Grigoriev, A. Kusenko and M.E. Shaposhnikov, *Nonequilibrium electroweak baryogenesis from preheating after inflation*, *Phys. Rev. D* **60** (1999) 123504 [[hep-ph/9902449](#)] [[INSPIRE](#)].
- [3] E.J. Copeland, D. Lyth, A. Rajantie and M. Trodden, *Hybrid inflation and baryogenesis at the TeV scale*, *Phys. Rev. D* **64** (2001) 043506 [[hep-ph/0103231](#)] [[INSPIRE](#)].
- [4] V.A. Kuzmin, V.A. Rubakov and M.E. Shaposhnikov, *On the anomalous electroweak baryon number nonconservation in the early universe*, *Phys. Lett. B* **155** (1985) 36 [[INSPIRE](#)].
- [5] A.G. Cohen, D.B. Kaplan and A.E. Nelson, *Progress in electroweak baryogenesis*, *Ann. Rev. Nucl. Part. Sci.* **43** (1993) 27 [[hep-ph/9302210](#)] [[INSPIRE](#)].
- [6] A. Haarr, A. Kvellestad and T.C. Petersen, *Disfavouring electroweak baryogenesis and a hidden Higgs in a CP-violating two-Higgs-doublet model*, [arXiv:1611.05757](#) [[INSPIRE](#)].
- [7] P.H. Damgaard, D. O’Connell, T.C. Petersen and A. Tranberg, *Constraints on new physics from baryogenesis and Large Hadron Collider data*, *Phys. Rev. Lett.* **111** (2013) 221804 [[arXiv:1305.4362](#)] [[INSPIRE](#)].
- [8] A. Beniwal, M. Lewicki, J.D. Wells, M. White and A.G. Williams, *Gravitational wave, collider and dark matter signals from a scalar singlet electroweak baryogenesis*, [arXiv:1702.06124](#) [[INSPIRE](#)].
- [9] K. Enqvist, P. Stephens, O. Taanila and A. Tranberg, *Fast electroweak symmetry breaking and Cold Electroweak Baryogenesis*, *JCAP* **09** (2010) 019 [[arXiv:1005.0752](#)] [[INSPIRE](#)].
- [10] B.J.W. van Tent, J. Smit and A. Tranberg, *Electroweak scale inflation, inflaton Higgs mixing and the scalar spectral index*, *JCAP* **07** (2004) 003 [[hep-ph/0404128](#)] [[INSPIRE](#)].
- [11] T. Konstandin and G. Servant, *Natural cold baryogenesis from strongly interacting electroweak symmetry breaking*, *JCAP* **07** (2011) 024 [[arXiv:1104.4793](#)] [[INSPIRE](#)].
- [12] Z.-G. Mou, P.M. Saffin and A. Tranberg, *Cold baryogenesis from first principles in the two-Higgs doublet model with fermions*, *JHEP* **06** (2015) 163 [[arXiv:1505.02692](#)] [[INSPIRE](#)].
- [13] A. Tranberg and B. Wu, *On using cold baryogenesis to constrain the two-Higgs doublet model*, *JHEP* **01** (2013) 046 [[arXiv:1210.1779](#)] [[INSPIRE](#)].

- [14] A. Tranberg and B. Wu, *Cold Electroweak Baryogenesis in the two Higgs-doublet model*, *JHEP* **07** (2012) 087 [[arXiv:1203.5012](#)] [[INSPIRE](#)].
- [15] A. Tranberg and J. Smit, *Baryon asymmetry from electroweak tachyonic preheating*, *JHEP* **11** (2003) 016 [[hep-ph/0310342](#)] [[INSPIRE](#)].
- [16] A. Tranberg and J. Smit, *Simulations of Cold Electroweak Baryogenesis: dependence on Higgs mass and strength of CP-violation*, *JHEP* **08** (2006) 012 [[hep-ph/0604263](#)] [[INSPIRE](#)].
- [17] A. Tranberg, J. Smit and M. Hindmarsh, *Simulations of Cold Electroweak Baryogenesis: finite time quenches*, *JHEP* **01** (2007) 034 [[hep-ph/0610096](#)] [[INSPIRE](#)].
- [18] A. Rajantie, P.M. Saffin and E.J. Copeland, *Electroweak preheating on a lattice*, *Phys. Rev. D* **63** (2001) 123512 [[hep-ph/0012097](#)] [[INSPIRE](#)].
- [19] J. García-Bellido, M. Garcia Perez and A. Gonzalez-Arroyo, *Symmetry breaking and false vacuum decay after hybrid inflation*, *Phys. Rev. D* **67** (2003) 103501 [[hep-ph/0208228](#)] [[INSPIRE](#)].
- [20] J. Smit and A. Tranberg, *Chern-Simons number asymmetry from CP-violation at electroweak tachyonic preheating*, *JHEP* **12** (2002) 020 [[hep-ph/0211243](#)] [[INSPIRE](#)].
- [21] G.D. Moore, *Measuring the broken phase sphaleron rate nonperturbatively*, *Phys. Rev. D* **59** (1999) 014503 [[hep-ph/9805264](#)] [[INSPIRE](#)].
- [22] M. D’Onofrio, K. Rummukainen and A. Tranberg, *Sphaleron rate in the minimal Standard Model*, *Phys. Rev. Lett.* **113** (2014) 141602 [[arXiv:1404.3565](#)] [[INSPIRE](#)].
- [23] M. van der Meulen, D. Sexty, J. Smit and A. Tranberg, *Chern-Simons and winding number in a tachyonic electroweak transition*, *JHEP* **02** (2006) 029 [[hep-ph/0511080](#)] [[INSPIRE](#)].
- [24] A. Diaz-Gil, J. García-Bellido, M. Garcia Perez and A. Gonzalez-Arroyo, *Magnetic field production during preheating at the electroweak scale*, *Phys. Rev. Lett.* **100** (2008) 241301 [[arXiv:0712.4263](#)] [[INSPIRE](#)].
- [25] A. Diaz-Gil, J. García-Bellido, M. Garcia Perez and A. Gonzalez-Arroyo, *Primordial magnetic fields from preheating at the electroweak scale*, *JHEP* **07** (2008) 043 [[arXiv:0805.4159](#)] [[INSPIRE](#)].
- [26] J. García-Bellido, M. Garcia-Perez and A. Gonzalez-Arroyo, *Chern-Simons production during preheating in hybrid inflation models*, *Phys. Rev. D* **69** (2004) 023504 [[hep-ph/0304285](#)] [[INSPIRE](#)].