

Charmonium-like resonances with $J^{PC} = 0^{++}, 2^{++}$ in coupled $D\bar{D}$, $D_s\bar{D}_s$ scattering on the lattice

Sasa Prelovsek,^{a,b,c} Sara Collins,^a Daniel Mohler,^{d,e,f} M. Padmanath^{d,e} and Stefano Piemonte^a

^a*Institute for Theoretical Physics, University of Regensburg, Universitätsstr. 31, Regensburg 93040, Germany*

^b*Faculty of Mathematics and Physics, University of Ljubljana, Jadranska 19, Ljubljana 1000, Slovenia*

^c*Jozef Stefan Institute, Jamova 39, Ljubljana 1000, Slovenia*

^d*Helmholtz-Institut Mainz, Johannes Gutenberg-Universität, Staudingerweg 18, Mainz 55099, Germany*

^e*GSI Helmholtzzentrum für Schwerionenforschung, Planckstrasse 1, Darmstadt 64291, Germany*

^f*Institut für Kernphysik, Johannes Gutenberg-Universität Mainz, Johann-Joachim-Becher-Weg 45, Mainz 55099, Germany*

E-mail: sasa.prelovsek@ijs.si, sara.collins@ur.de, d.mohler@gsi.de, pmadanag@uni-mainz.de, stefano.piemonte@ur.de

ABSTRACT: We present the first lattice investigation of coupled-channel $D\bar{D}$ and $D_s\bar{D}_s$ scattering in the $J^{PC} = 0^{++}$ and 2^{++} channels. The scattering matrix for partial waves $l = 0, 2$ and isospin zero is determined using multiple volumes and inertial frames via Lüscher's formalism. Lattice QCD ensembles from the CLS consortium with $m_\pi \simeq 280$ MeV, $a \simeq 0.09$ fm and $L/a = 24, 32$ are utilized. The resulting scattering matrix suggests the existence of three charmonium-like states with $J^{PC} = 0^{++}$ in the energy region ranging from slightly below $2m_D$ up to 4.13 GeV. We find a so far unobserved $D\bar{D}$ bound state just below threshold and a $D\bar{D}$ resonance likely related to $\chi_{c0}(3860)$, which is believed to be $\chi_{c0}(2P)$. In addition, there is an indication for a narrow 0^{++} resonance just below the $D_s\bar{D}_s$ threshold with a large coupling to $D_s\bar{D}_s$ and a very small coupling to $D\bar{D}$. This resonance is possibly related to the narrow $X(3915)/\chi_{c0}(3930)$ observed in experiment also just below $D_s\bar{D}_s$. The partial wave $l = 2$ features a resonance likely related to $\chi_{c2}(3930)$. We work with several assumptions, such as the omission of $J/\psi\omega$, $\eta_c\eta$ and three-particle channels. Only statistical uncertainties are quantified, while the extrapolations to the physical quark-masses and the continuum limit are challenges for the future.

KEYWORDS: Lattice field theory simulation, QCD Phenomenology

ARXIV EPRINT: [2011.02542](https://arxiv.org/abs/2011.02542)

Contents

1	Introduction	2
2	Generalities on scattering matrices, poles, hadron masses and widths	3
2.1	Scattering matrices for real energies	4
2.2	Continuation to complex E_{cm} , Riemann sheets and poles	4
3	Lattice details	5
4	Interpolators	7
5	Assumptions and simplifications in the present study	9
6	Determination of the finite-volume spectrum	10
7	Determining scattering matrices from lattice finite-volume energies	10
8	Results for various channels and energy regions	13
8.1	$D\bar{D}$ scattering with $l = 0$ near threshold	13
8.2	$D_s\bar{D}_s$ scattering with $l = 0$ near threshold in the one-channel approximation	15
8.3	$D\bar{D}$ scattering with $l = 2$ and $J^{PC} = 2^{++}$ resonance	16
8.4	Coupled $D\bar{D}$, $D_s\bar{D}_s$ scattering with $l = 0$ for $E_{\text{cm}} \simeq 3.93\text{--}4.13$ GeV	18
8.4.1	Analysis omitting $l = 2$	18
8.4.2	Analysis including $l = 0$ and $l = 2$	19
9	Summary of the resulting hadrons and their relation to experiment	22
9.1	$\chi_{c0}(1P)$ and $\chi_{c2}(1P)$	24
9.2	0^{++} state $\chi_{c0}^{D\bar{D}}$ slightly below $D\bar{D}$ threshold	24
9.3	2^{++} resonance and its relation to $\chi_{c2}(3930)$	25
9.4	Broad 0^{++} resonance and its possible relation to $\chi_{c0}(3860)$	25
10	Conclusions	26
A	Error treatment	28
B	Eigen-energies	28
C	Fitting the parameters of the scattering matrix	30
D	More details on the analysis of the scattering channels	30
D.1	$D\bar{D}$ scattering with $l = 0$ near threshold	30
D.2	$D_s\bar{D}_s$ scattering with $l = 0$ near threshold in the one-channel approximation	31
D.3	$D\bar{D}$ scattering with $l = 2$	31
D.4	Coupled $D\bar{D}$, $D_s\bar{D}_s$ scattering with $l = 0$ for $E_{\text{cm}} \simeq 3.9\text{--}4.13$ GeV	32
E	Coupled $D\bar{D}$, $D_s\bar{D}_s$ scattering in a wider energy region	33

1 Introduction

Since the discovery of the J/ψ meson in 1970s a multitude of charmonium bound states and resonances have been found with energies ranging up to almost 5 GeV. A simple $c\bar{c}$ quark model provides a reasonable description of the levels below the strong decay thresholds and also some of the states above, however, there are clearly too many states to fit into this picture. Some mesons, such as the charged Z_c states certainly have additional quark content, while for other states the interpretation is not so clear. On the theory side the nature of these states is being explored in tetraquark, molecular, and hybrid meson models, among others, while on the experimental side insight is provided by establishing their quantum numbers, decay modes and widths. Lattice QCD studies of the charmonium spectrum have a significant role to play in terms of guiding experimental searches, determining the quantum numbers of the states not well established as well as investigating their internal structure.

In this work we focus on the isoscalar channel $I(J^{PC}) = 0(0^{++})$ in the region up to 4.13 GeV for which there are a number of open questions. The ground state, $\chi_{c0}(1P)$, found well below the $D\bar{D}$ threshold is interpreted as the 31P_0 $c\bar{c}$ level of the quark model and is the only well established state. In the energy region around 3.9 GeV, above the threshold, one expects a corresponding excited state. So far, three hadrons have been observed with the possible assignment of $J^{PC} = 0^{++}$: the $X(3860)$, a broad resonance detected by Belle [1, 2], and two narrow resonances just below the $D_s\bar{D}_s$ threshold — the $\chi_{c0}(3930)$ discovered in the $D\bar{D}$ channel by LHCb [3, 4] and the $X(3915)$ observed through its decay into $J/\psi\omega$ [5–8] (with the assignment of $J^{PC} = 0^{++}$ or 2^{++}). While the latter two resonances could be the same state, their narrowness may indicate exotic content, where $X(3915)$ has been interpreted as $c\bar{c}s\bar{s}$ meson in ref. [9]. Predictions have also been made for an additional, as yet unobserved, bound state just below the $D\bar{D}$ threshold [10, 11].

The determination of the low lying charmonium spectrum on the lattice is relatively straightforward, with the energy levels being directly accessed from correlation functions measured on the configurations generated in the Monte-Carlo simulation. Systematics arising from finite lattice spacing and simulating with unphysical light (sea) quark masses must be addressed by carrying out a continuum and quark-mass extrapolation. Near and above threshold, the analysis is considerably more challenging with information on the masses and (for resonances) also the widths being inferred from scattering amplitudes which can be obtained from the finite volume spectra via the Lüscher method [12–14]. Two-particle interpolators must be included in the basis of operators for the construction of the correlation functions in order to reliably determine these spectra. Simulating charmonia in flight provides additional levels with which to probe the scattering matrix, however, the identification of the continuum spin and parity quantum numbers of the levels is complicated due to the reduced symmetry on the lattice. In addition, for the energy range of interest both the $D\bar{D}$ and $D_s\bar{D}_s$ thresholds must be considered leading to a coupled-channel scattering analysis.

So far, the coupled-channel scattering matrix has been extracted for several light-meson systems, for example, $\pi K, \eta K$ [15, 16], $\pi\eta, K\bar{K}$ [17] and $\pi\pi, K\bar{K}, \eta\eta$ [18] by the

Hadron Spectrum collaboration. In the heavy sector, there has been one investigation of $D\pi, D\eta, D_s\bar{K}$ scattering in isospin-1/2 [19] and a recent analysis of the $Z_c(3900)$ via $D^*\bar{D}, J/\psi\pi$ scattering [20]. The HALQCD collaboration has also investigated the $Z_c(3900)$ using a different approach which involves solving the Schrödinger equation with potentials determined on the lattice [21, 22]. Pioneering works such as these were limited to a single lattice spacing and unphysical light-quark masses.

The charmonium scalar channel has previously been studied by some of the authors considering only $D\bar{D}$ scattering with total momentum zero [23]. Here we present a lattice study of scattering in the coupled-channels $D\bar{D}$ and $D_s\bar{D}_s$ with quantum numbers $I = 0$ and $J^{PC} = 0^{++}, 2^{++}$. This represents the first determination of the coupled-channel scattering matrix from lattice QCD in the charmonium system with isospin zero. Two lattice volumes are employed for the charmonium system at rest and in flight. This analysis uses the same lattice setup as our previous article on the identification of the spin and parity of the single hadron spectrum [24] and the investigation of single channel $D\bar{D}$ scattering for $J^{PC} = 1^{--}$ and 3^{--} [25]. While the present study represents a significant improvement on previous work, some simplifications remain and a comparison of the results for the masses and widths with experiment is qualitative. Within the energy range of interest, additional scattering channels, such as the $J/\psi\omega, \eta_c\eta$ and those involving three particles, could in principle also be relevant. The effects of these channels will be investigated in the future, along with systematics associated with finite lattice spacing and unphysical light quark masses.

The remainder of the paper is organized as follows. We begin by reviewing the essential general aspects of one-channel and two-channel scattering in section 2. The details of the lattice setup and methodology are given in section 3 and the single- and two-meson interpolators used in the correlation functions are discussed in section 4. Simplifying assumptions made in this study are summarized in section 5. The first step in extracting the scattering amplitudes is to compute the finite-volume spectra from the correlation functions. Our analysis and the final spectra are presented in section 6. An overview of determining the scattering amplitudes from the lattice eigen-energies is provided in section 7. Our results for the $J^{PC} = 0^{++}$ and 2^{++} channels are detailed in section 8 and the relation to states observed in experiment is discussed in section 9. Finally, section 10 presents our conclusions. More details are given in several appendices.

2 Generalities on scattering matrices, poles, hadron masses and widths

The masses and widths of strongly-decaying resonances should be inferred from the study of scattering processes where these resonances appear. In this section, we briefly review relevant concepts regarding scattering matrices, complex energy planes, pole singularities, hadron masses, and their decay widths. The first part lists definitions and notations for the scattering amplitudes, the phase space factors, etc. . The second part discusses naming conventions for various Riemann sheets, pole singularities in the complex energy plane and their relation to the hadron properties.

2.1 Scattering matrices for real energies

The unitary scattering amplitude S for *one-channel scattering* ($D\bar{D}$ or $D_s\bar{D}_s$) of spin-less particles in partial wave l is generally parametrized in terms of the energy-dependent phase shift $\delta(E_{\text{cm}})$,

$$S = 1 + 2i \rho t = e^{2i\delta}, \quad (2.1)$$

$$t^{-1} = \cot \delta \rho - i \rho = \frac{2}{E_{\text{cm}} p^{2l}} \tilde{K}^{-1} - i \rho \quad \text{with} \quad \tilde{K}^{-1} = p^{2l+1} \cot \delta,$$

where $\rho \equiv 2p/E_{\text{cm}}$, p denotes the momentum of the scattering particles in the center-of-momentum frame and t is the scattering amplitude. The factors p^{-2l} in front of \tilde{K}^{-1} lead to smooth behavior close to the threshold. In the case of t exhibiting simple Breit-Wigner type behavior, $\tilde{K}^{-1}/E_{\text{cm}}$ falls linearly as a function of E_{cm}^2 ,

$$t(E_{\text{cm}}) = \frac{-E_{\text{cm}} \Gamma(E_{\text{cm}})}{E_{\text{cm}}^2 - m_R^2 + i E_{\text{cm}} \Gamma(E_{\text{cm}})}, \quad \Gamma(E_{\text{cm}}) = g^2 \frac{p^{2l+1}}{E_{\text{cm}}^2}, \quad \frac{\tilde{K}^{-1}}{E_{\text{cm}}} = \frac{m_R^2 - E_{\text{cm}}^2}{g^2}. \quad (2.2)$$

The phase shift equals $\pi/2$ at $E_{\text{cm}} = m_R$, while the width $\Gamma(E_{\text{cm}})$ is parametrized in terms of the coupling g and the phase space. S , t , \tilde{K} and δ depend on E_{cm} and partial wave l (the dependence on l is not written explicitly).

For *coupled-channel scattering* of $D\bar{D}$ and $D_s\bar{D}_s$ in partial wave l , the scattering matrices S are energy-dependent 2×2 unitary matrices,

$$S_{ij} = \delta_{ij} + 2i \sqrt{\rho_i \rho_j} t_{ij} = \begin{cases} \eta e^{2i\delta^i} & i = j \\ \sqrt{1 - \eta^2} e^{i(\delta^i + \delta^j)} & i \neq j \end{cases},$$

$$(t^{-1})_{ij} = \frac{2}{E_{\text{cm}} p_i^l p_j^l} (\tilde{K}^{-1})_{ij} - i \rho_i \delta_{ij}, \quad (2.3)$$

$$\rho_i \equiv 2p_i/E_{\text{cm}} = \sqrt{1 - (2m_i)^2/E_{\text{cm}}^2}, \quad i, j = 1 (D\bar{D}), 2 (D_s\bar{D}_s).$$

The momenta of D and D_s in the center-of-momentum frame are denoted by p_1 and p_2 , respectively. t is the scattering matrix and $\tilde{K}(E_{\text{cm}})$ is a real symmetric matrix. We follow the definition of t by the Hadron Spectrum collaboration (e.g. [15]) and the definition of \tilde{K} from ref. [26].¹

2.2 Continuation to complex E_{cm} , Riemann sheets and poles

In experiment and lattice QCD simulations the scattering matrices $S(E_{\text{cm}})$ are determined for real energies. The theoretical interpretation in terms of (virtual) bound states and resonances is conventionally made via the poles in the t -matrix, analytically continued to the complex s -plane. The feature that leads to interesting physics is the square root branch cut related to $\rho = 2p/E_{\text{cm}} = \sqrt{1 - (2m)^2/E_{\text{cm}}^2}$ starting from the threshold connecting the physical Riemann sheet (or sheet I), conventionally chosen to have $\text{Im}(\rho) > 0$, to the

¹Note that unlike in ref. [26] we do not divide our energy levels or physical quantities by the mass of the scattering particles.

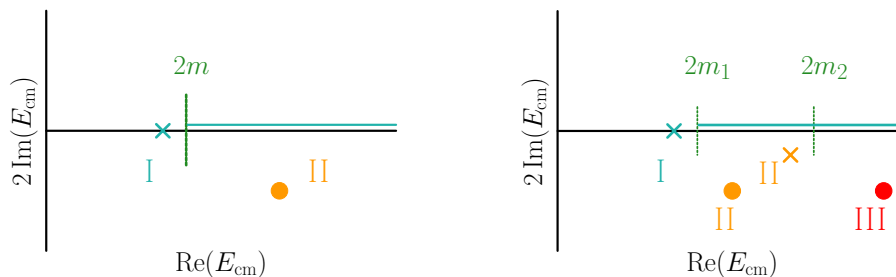


Figure 1. Sketch of the pole locations in the scattering matrix t that typically affect the experimental rates on the physical axes (denoted by the cyan line) for one-channel scattering (left) and two coupled channels (right). The Roman numbers indicate the Riemann sheets where the poles are located according to eq. (2.4). Poles immediately below a threshold, indicated by crosses, can also have observable effects on the physical axes above the respective threshold.

unphysical Riemann sheet (or sheet II), which has $\text{Im}(\rho) < 0$. For a two channel system, there will be four Riemann sheets, such that

$$\begin{aligned} \text{sheet I : } & \text{Im}(\rho_D) > 0, \text{Im}(\rho_{D_s}) > 0, & \text{sheet II : } & \text{Im}(\rho_D) < 0, \text{Im}(\rho_{D_s}) > 0, & (\rho_i = 2p_i/E_{\text{cm}}), \\ \text{sheet III : } & \text{Im}(\rho_D) < 0, \text{Im}(\rho_{D_s}) < 0, & \text{sheet IV : } & \text{Im}(\rho_D) > 0, \text{Im}(\rho_{D_s}) < 0. \end{aligned} \tag{2.4}$$

Bound states, virtual bound states and resonances are related to pole singularities of t in the complex s -plane. These poles affect the physical axes, indicated by the cyan line in figure 1, along which the experimental measurements are made. Figure 1 presents a schematic picture of various pole locations in our study, that can affect scattering amplitudes/matrices along the physical axes for one-channel and two-channel scattering. The location of the poles are related to the masses and widths via $E_{\text{cm}}^p = m - \frac{i}{2}\Gamma$ for resonances and $E_{\text{cm}}^p = m$ for the (virtual) bound states.

In the close vicinity of the pole, the scattering matrix has the energy dependence

$$t_{ij} \sim \frac{c_i c_j}{(E_{\text{cm}}^p)^2 - E_{\text{cm}}^2} \quad \text{for } E_{\text{cm}} \simeq E_{\text{cm}}^p, \quad i = 1 (D\bar{D}), 2 (D_s\bar{D}_s), \tag{2.5}$$

and the residue $(c_i c_j)$ can typically be factorized into the couplings c_i ,² whose relative size is related to the branching ratios of a resonance (associated with the pole) to both channels $i = 1, 2$.

3 Lattice details

We employ two ensembles generated with $N_f = 2 + 1$ non-perturbatively $\mathcal{O}(a)$ improved Wilson dynamical fermions provided by the Coordinated Lattice Simulations (CLS) consortium [27, 28]. The quark masses $m_{u/d,s}$ are chosen along a trajectory that approaches the physical point holding the average quark mass, $2m_{u/d} + m_s$, constant. The ensembles,

²The couplings c_i should not be confused with the coupling g (2.2) that will be used to parametrize the full width of a resonance.

m_π [MeV]	m_K [MeV]	m_D [MeV]	m_{D^*} [MeV]	m_{D_s} [MeV]	aM_{av} [MeV]
280(3)	467(2)	1927(2)	2050(2)	1981(1)	3103(3)

Table 1. Hadron masses in physical units for the gauge configurations used in this project, where $M_{av} = (m_{\eta_c} + 3m_{J/\psi})/4$. The hadrons containing charm quarks are from $\kappa_c = 0.12315$.

denoted H105 and U101, have an inverse gauge coupling $\beta = 6/g^2 = 3.4$, corresponding to a lattice spacing $a = 0.08636(98)(40)$ fm and volumes $N_T \times N_L^3 = 128 \times 24^3$ and 96×32^3 , respectively [29]. Open boundary conditions in time are imposed [30] and the sources of the correlation functions are placed in the bulk away from the boundary. We remark that these correlation functions do not show any effects related to the finite time extent in the time regions analyzed. For H105 we use replica r001 and r002 for which the issue of negative strange-quark determinants described in ref. [31] is not of practical relevance. For our analysis we use 255 (492) configurations on two replicas for ensemble U101 (H105).

The masses of the pion, kaon, D and D_s mesons determined on the larger ensemble are shown in table 1. Note that the chosen quark-mass trajectory leads to a larger than physical $m_{u/d}$ and a smaller than physical m_s . This means that the splitting between the $D\bar{D}$ and $D_s\bar{D}_s$ thresholds is smaller than in experiment, emphasizing the need for a coupled-channel analysis. We employ the charm-quark hopping parameter $\kappa_c = 0.12315$ corresponding to a charm-quark mass m_c and spin-averaged $1S$ -charmonium mass M_{av} that are slightly larger than their physical values. For estimates of the statistical uncertainty we use the bootstrap method with (asymmetric) error bars resulting from the central 68% of the samples. Further details are collected in appendix A. The correlation matrices are averaged over several source-time slices and momentum polarizations to increase the statistical precision. Note that all quoted uncertainties are statistical only, and that results quoted in MeV have been obtained using the central value of the lattice scale without propagating its statistical or systematic uncertainties into the results.

For hadrons with charm quarks, non-negligible discretization effects are observed when computing the dispersion relation on lattices with $a \approx 0.086$ fm. A comparison of the finite momentum lattice energies and the continuum dispersion relation for the D meson on the two ensembles utilised in this work is given in table II of ref. [25]. The deviations found are small but statistically significant. A similar picture is observed for the D_s meson. Note that, these deviations may spoil the finite-volume analysis outlined in section 7, which assumes the continuum dispersion relation. In particular, it is important to ensure that if the energy shifts observed with respect to nearby non-interacting two hadron levels are zero then the resulting phase shift arising from the finite-volume analysis is also zero. In order to achieve this and mitigate the affect of the discretisation effects we adopt the analysis strategy described in section IV.B. of ref. [25]. Below we reiterate the most important details of the method.

First the energy shift of each interacting eigenstate with respect to a nearby non-interacting two-hadron level $H_1(\vec{p}_1)H_2(\vec{p}_2)$ is computed

$$(\Delta E^{\text{lat}})_s = (E^{\text{lat}})_s - (E_{H_1(\vec{p}_1)}^{\text{lat}})_s - (E_{H_2(\vec{p}_2)}^{\text{lat}})_s, \quad (3.1)$$

where $\vec{p}_{1,2} = \vec{n}_{1,2} \frac{2\pi}{L}$, $\vec{p}_1 + \vec{p}_2 = \vec{P}$ and s denotes the bootstrap sample. Here, $(E^{\text{lat}})_s$ is the energy of the interacting two-hadron system, while $(E_{H_i(\vec{p}_i)}^{\text{lat}})_s$ is the energy of a single hadron (either D or D_s meson in this paper) with momentum \vec{p}_i measured on the lattice. We then use

$$(E^{\text{calc}})_s = (\Delta E^{\text{lat}})_s + \left(E_{H_1(\vec{p}_1)}^{\text{cont}}\right)_s + \left(E_{H_2(\vec{p}_2)}^{\text{cont}}\right)_s \quad (3.2)$$

as input to the quantization condition (see eq. (7.1)) for each bootstrap sample s . The energies $(E_{H_i(\vec{p}_i)}^{\text{cont}})_s$ are computed from the continuum dispersion relation using the lattice momenta $\vec{p}_{1,2}$ and the single-hadron (D and D_s) masses at rest. The resulting energies E^{calc} are equal to E^{lat} in the naive continuum limit $a \rightarrow 0$ by construction. The non-interacting levels are chosen via an analysis of the overlap factors by identifying those levels that are dominated by the corresponding two hadron interpolators.³ In the case where more than one suitable nearby level was identified, we found the results obtained for E^{calc} were consistent. A comparison of E^{calc} with E^{lat} is presented in appendix B.

For further details of the lattice methodology, in particular of the setup for computing the quark propagators with the (stochastic) distillation method [32, 33] we refer the reader to our previous papers [24, 25].

4 Interpolators

The main aim of this work is to investigate the coupled-channel $D\bar{D}-D_s\bar{D}_s$ scattering amplitudes and cross-sections in the channel $I(J^{PC}) = 0(0^{++})$ in the energy range encompassing the $D\bar{D}$ threshold up to 4.13 GeV. Following Lüscher's approach [12–14, 34], this requires a reliable extraction of the finite-volume charmonium spectrum below 4.13 GeV on several different volumes and/or in different momentum frames. In this study, we consider the charmonium spectrum in four different lattice irreducible representations (irreps) Λ :

$$\begin{aligned} \text{i)} \quad & \Lambda^P = A_1^+, & |\vec{P}|^2 = 0, & J^P[\lambda] = 0^+[0], \\ \text{ii)} \quad & \Lambda = A_1, & |\vec{P}|^2 = 1, & J^P[\lambda] = 0^+[0], 2^+[0], \\ \text{iii)} \quad & \Lambda = A_1, & |\vec{P}|^2 = 2, & J^P[\lambda] = 0^+[0], 2^+[0], 2^\pm[2], \\ \text{iv)} \quad & \Lambda = B_1, & |\vec{P}|^2 = 1, & J^P[\lambda] = 2^\pm[2]. \end{aligned} \quad (4.1)$$

The squared momenta $|\vec{P}|^2$ in the lab frame are given in units of $(2\pi/L)^2$. Charge conjugation $C = +$ is a good quantum number in all frames and hence is suppressed for brevity. On the right of eq. (4.1), we list all relevant states with quantum numbers $J^P[\lambda]$ contributing to the respective irreps. Here λ refers to the helicity of the state. The first three irreps are relevant for an investigation of the $J^P = 0^+$ channel. The irreps in the moving lab frames also receive contributions from states with $J^P[\lambda] = 2^+[0]$ and $2^\pm[2]$ within the energy range of interest.⁴ The analysis of the spectrum in the B_1 irrep constrains the parameters for $D\bar{D}$ scattering with $l = 2$. This partial wave inevitably

³The overlap factor refers to the overlap of an operator O with an eigenstate $|n\rangle$, $\langle 0|O|n\rangle$.

⁴States with other J^P , such as 3^+ , contribute at higher energies. We assume these higher lying states to have negligible influence in the energy range considered.

	$ \vec{P} ^2$	$\Lambda^{(P)C}$	O	N_{ops}		$ \vec{P} ^2$	$\Lambda^{(P)C}$	O	N_{ops}
O_h	0	A_1^{++}	$\bar{c}c$	7	Dic ₄	1	B_1^+	$\bar{c}c$	11
			$D(0)\bar{D}(0)$	2				$D(2)\bar{D}(1)$	1
			$D(1)\bar{D}(1)$	1	Dic ₂	2	A_1^+	$\bar{c}c$	28
			$D_s(0)\bar{D}_s(0)$	2				$D(2)\bar{D}(0)$	2
			$D^*(0)\bar{D}^*(0)$	2				$D(1)\bar{D}(1)$	2
			$J/\psi(0)\omega(0)$	2				$D(2)\bar{D}(2)$	1
Dic ₄	1	A_1^+	$\bar{c}c$	17	$D(3)\bar{D}(1)$	1			
			$D(1)\bar{D}(0)$	2	$D_s(2)\bar{D}_s(0)$	1			
			$D(2)\bar{D}(1)$	1	$D_s(1)\bar{D}_s(1)$	1			
			$D_s(1)\bar{D}_s(0)$	2	$J/\psi(2)\omega(0)$	3			
			$J/\psi(1)\omega(0)$	2					

Table 2. The single- and two-meson interpolators utilized in each lattice irrep $\Lambda^{(P)C}$ considered in this study. We use the simplified notation $M_1(\vec{p}_1^2)M_2(\vec{p}_2^2)$ for the two-meson interpolators with the momentum \vec{p}_i of each meson ($i = 1, 2$) given in units of $2\pi/L$. The full expressions are omitted for brevity. N_{ops} indicates the number of operators of each type employed.

contributes to the finite-volume spectrum of irreps A_1 with $P > 0$. We utilize a large basis of single-meson as well as two-meson interpolators in the above irreps to reliably determine the relevant low energy spectrum.

As in our previous publications [24, 25], we construct the single-meson interpolators following the procedure in refs. [35, 36], using up to two gauge covariant derivatives. Table 2 lists the number of single-meson operators employed in each of the finite-volume irreps considered. The procedure discussed in ref. [24] guides us in assigning the quantum numbers $J^P[\lambda]$ to the extracted energy levels and aids us in selecting the levels relevant for the amplitude analysis.

The $D\bar{D}$ as well as $D_s\bar{D}_s$ interpolators are constructed following the same procedure as in ref. [25]. The momentum combinations implemented in this study are given in table 2. The two operators for $D_{(s)}(0)\bar{D}_{(s)}(0)$ differ in terms of the gamma matrices employed: γ_5 or $\gamma_t\gamma_5$ for each meson. Similarly, for $D^*(0)\bar{D}^*(0)$ and $J/\psi(0)\omega(0)$, two operators are constructed by employing γ_i or $\gamma_t\gamma_i$ for the spin structure. Only one eigenstate related to $J/\psi(0)\omega(0)$ or $D^*(0)\bar{D}^*(0)$ is expected in the non-interacting limit. We also include two-meson operators involving spin 1 mesons, such as $J/\psi\omega$ and $D^*\bar{D}^*$ (see table 2). For non-zero momenta, the construction of such operators needs additional care and we follow the induced representation method described in appendix A2 of ref. [37]. In the $|\vec{P}|^2 = 2$ frame, for example, we implement three linearly independent $J/\psi(2)\omega(0)$ operators and observe three almost-degenerate eigenstates. These operators are not included when extracting the finite volume spectrum for the amplitude analysis, as discussed in section 5.

5 Assumptions and simplifications in the present study

This study is performed using lattice gauge ensembles with two different physical volumes at a single lattice spacing and at unphysical quark masses (the resulting masses of key hadrons are given in table 1). As a consequence, only a qualitative comparison of the results can be made with experiment.

Unlike for light hadrons [38], scattering studies in the charmonium sector are still at an early stage. For the physical states we are interested in, a three-particle channel and multiple two-particle channels are open and all could, in principle, be relevant. One possible approach is to simulate at very heavy pion (and kaon) mass, such that the number of relevant decay modes is reduced to a few two-hadron modes, which can then be fully explored. This approach has the disadvantage that the quark masses are far removed from their physical values, making a comparison to experiment a challenge. We opt for a strategy where we simulate at a moderate pion mass of 280 MeV and take into account the scattering channels expected to be most relevant for the physics close to the open-charm threshold(s). Some additional channels are neglected (as discussed below), however, our assumptions about which thresholds are relevant can be relaxed successively in future calculations.

Neglecting certain scattering channels in our study is relevant in two different ways, which could be seen as two different assumptions. Some channels are already neglected in constructing the correlator matrices. This implicitly assumes that the neglected multi-hadron correlators would simply yield additional energy levels rather than significantly modifying the extracted spectrum. Additionally, we assume that the resulting energy levels can be analyzed with the (coupled-channel) formalism for the channels we deem to be dominant, which might fail if there is significant coupling to neglected channels. Beyond the scattering channels investigated explicitly, our current study includes $J/\psi\omega$ and (some) $D^*\bar{D}^*$ operators in the interpolator basis. Due to the poor signal obtained for light isoscalar mesons, the energy levels close to the non-interacting $J/\psi\omega$ levels are not very precisely determined and would not provide strong constraints on the scattering matrix. In particular, almost all energy levels dominated by $J/\psi\omega$ interpolators fall within one standard deviation of the non-interacting $J/\psi\omega$ energies, and — apart from the additional energy levels which appear — the other finite-volume energies do not shift significantly when including these interpolators. Section 6 will present the finite volume spectrum up to 4.13 GeV based on all the operator types in table 2, apart from the $J/\psi\omega$ operators (see figure 2). Note that for our lattices the $J/\psi\omega$ threshold is located at approximately 3.95 GeV.

We also neglect the $\eta_c\eta$ channel which has a threshold of around 3.54 GeV. We remark that this decay channel has not been observed for any of the experimental candidates mentioned in the introduction (and discussed in more detail in section 9). Operators with more than two hadrons are also not implemented. The lowest three-hadron threshold is for the decay into $\chi_{c0}\pi\pi$ at 4.02 GeV. This threshold is within the energy region we consider, close to the upper end.

The analysis of $D\bar{D}$ scattering with $l = 2$ assumes that the coupling to the channel $D_s\bar{D}_s$ with $l = 2$ is negligible in the analyzed energy region and hence is omitted. We

also neglect the coupling to $D\bar{D}^*$ with $l = 1$, which contributes to irrep B_1 . The $D\bar{D}^*$ threshold opens at 4.0 GeV, while the lowest non-interacting level $D^*(2)\bar{D}(1)$ would appear at $E_{\text{cm}} \simeq 4.2$ GeV and 4.1 GeV on the $N_L = 24$ and 32 ensembles, respectively, which is at the upper limit of the analyzed region (see figure 2). We also assume negligible effect of the $D^*\bar{D}^*$ channel with threshold at 4.1 GeV.

As in all studies of charmonium-like resonances to date, charm annihilation Wick contractions are omitted. All the remaining contraction diagrams arising from the single- and two-meson operators in our basis (shown in figure 1 of ref. [23]) are computed following the procedures described in our previous publications [24, 25].

We stress that we determine the finite-volume spectra at a single lattice-spacing and are therefore unable to quantify the uncertainty associated with the lattice discretization. In particular, the uncertainty arising from the heavy quark discretization may be non-negligible. As discussed in the previous section, the dispersion relation deviates from the continuum relation in our study and spin-splittings are also likely to be affected [39, 40]. In general, lattice spacing effects in heavy-light mesons and charmonium are different with the net result that even at physical light-quark masses the open-charm thresholds can be shifted with respect to the measured charmonium states at finite lattice spacing.

6 Determination of the finite-volume spectrum

This section presents the eigen-energies E_n that will be used to determine the scattering matrices. The energies are obtained from the correlation matrices $C_{ij}(t) = \langle O_i(t)O_j^\dagger(0) \rangle$ via the widely-used variational method. This involves solving the generalized eigenvalue problem $C(t)u^{(n)}(t) = \lambda^{(n)}(t)C(t_0)u^{(n)}(t)$ for the eigenvalues $\lambda^{(n)}(t)$ and the eigenvectors $u^{(n)}(t)$ [41–43]. We use the reference time $t_0/a = 3$ or 4. The eigen-energies are extracted from 1-exponential fits to the eigenvalues $\lambda^{(n)}(t) = A_n e^{-E_n t}$ with the fit range, in most cases, starting between timeslices 10 and 12.

The finite-volume spectrum of the charmonium system with isospin $I = 0$ and $C = +1$ is shown in figure 2. We present the spectrum in the center-of-momentum (cm) frame $E_{\text{cm},n} = [E_n^2 - \vec{P}^2]^{1/2}$,⁵ for irreducible representations $\Lambda^P = A_1^{(+)}$, B_1 and total momenta $|\vec{P}|^2 = 0, 1, 2$. These irreps give information on the charmonium(like) states and $D_{(s)}\bar{D}_{(s)}$ scattering in the channels with $J^{PC} = 0^{++}, 2^{\pm+}$ (see eq. (4.1)). The energies indicated by the black-circles are used to extract information on $D_{(s)}\bar{D}_{(s)}$ scattering. These energies are near or above the $D\bar{D}$ threshold and are precise enough to reliably resolve the energy-shifts with respect to the non-interacting energies of $D_{(s)}\bar{D}_{(s)}$ (indicated by the solid lines). The light-blue circles are the energy levels related to ground-state charmonia with $J^P = 2^\pm$.

7 Determining scattering matrices from lattice finite-volume energies

The bound states and resonances are inferred from the scattering matrices as briefly reviewed in section 2. The infinite-volume scattering matrix $S(E_{\text{cm}})$ is related to the finite-

⁵Here, the energy in the lattice frame E_n stands for E_n^{calc} obtained according to eq. (3.2) or eq. (17) of ref. [25].

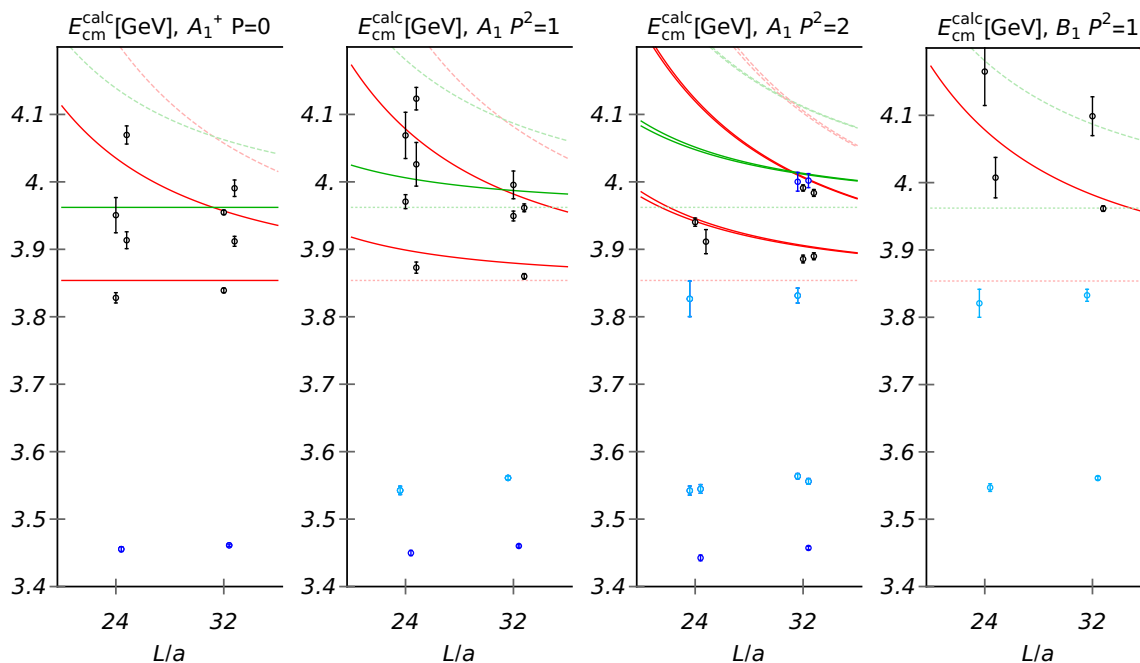


Figure 2. The eigen-energies in the center-of-momentum frame (E_{cm}) for the charmonium-like system with $I = 0$ and $C = +1$. Results are presented for irreducible representations $\Lambda^P = A_1^{(+)}$, B_1 and total momenta $|\vec{P}|^2 = 0, 1, 2$, which give information on the channels with $J^{PC} = 0^{++}, 2^{\pm+}$. The data points correspond to the eigen-energies obtained from the lattice simulation: the black circles are used to extract the coupled-channel scattering matrices for $D\bar{D} - D_s\bar{D}_s$, while the blue circles are omitted from the scattering analysis. The solid and dashed red (green) lines correspond to discrete $D\bar{D}$ ($D_s\bar{D}_s$) eigen-energies in the non-interacting limit: solid lines correspond to the operators that are implemented, while dashed lines correspond to the lowest-lying energies from operators that are not implemented. Dotted lines represent thresholds. The data points indicated by the light blue circles correspond to ground-state charmonia with $J^{PC} = 2^{++}$ and 2^{-+} , which appear at $m \simeq 3.56$ GeV and 3.83 GeV, respectively. Some points are shifted horizontally slightly for clarity.

volume two-hadron spectrum for real energies E_{cm} above the threshold and somewhat below it through the well-known Lüscher relation [12–14]. The eigen-energies of the coupled channel $D\bar{D} - D_s\bar{D}_s$ system given in the previous section provide information on the 2×2 scattering matrix $S(E_{\text{cm}})$ for these coupled channels via the generalization of this formalism [34, 44, 45], considered (for other channels), for example, in refs. [16, 17, 19]. The S matrix can be expressed in terms of a real function $\tilde{K}(E_{\text{cm}})$ for one-channel scattering (2.1) and a real symmetric 2×2 matrix $\tilde{K}(E_{\text{cm}})$ for two coupled channels (2.3), as detailed in the next section. \tilde{K} uniquely determines S , while both depend also on the partial wave l . We use the spectrum from the previous section to determine $\tilde{K}(E_{\text{cm}})$ using the publicly available package `TwoHadronsInBox` [46].

The relation between discrete lattice eigen-energies E_{cm} and \tilde{K} -matrix for coupled-channel scattering is referred to as the *quantization condition* [46]

$$\det[\tilde{K}_{l;ij}^{-1}(E_{\text{cm}}) \delta_{ll'} - B_{ll';i}^{\vec{P},\Lambda}(E_{\text{cm}}) \delta_{ij}] = 0. \quad (7.1)$$

Both terms in the determinant are matrices in the space of partial waves l, l' and channels i, j ($D\bar{D}$, $D_s\bar{D}_s$ or both), and the determinant is evaluated over both indices. $\tilde{K}_{l;ij} \delta_{ll'}$ is an unknown matrix in channel space that depends on the partial wave l ; it is diagonal in l since the good quantum numbers in continuum scattering of spin-less particles (such as D and D_s) are $J, S = 0$ and $l = J - S = J$. The $B_{ll';i}^{\bar{P},\Lambda}(E_{\text{cm}})$ are known box-functions [46] that are in general non-diagonal in the partial wave index.

In one-channel scattering and when only partial wave l contributes, relation (7.1) simplifies to $\tilde{K}^{-1}(E_{\text{cm}}) = B^{\bar{P},\Lambda}(E_{\text{cm}})$, since the argument of the determinant is a 1×1 matrix. The values of $K^{-1}(E_{\text{cm}})$ will be shown as points in figures for one-channel scattering. For two coupled channels, for the case when only partial wave l contributes, the determinant equation (7.1) provides one relation between $\tilde{K}_{11}(E_{\text{cm}})$, $\tilde{K}_{22}(E_{\text{cm}})$ and $\tilde{K}_{12}(E_{\text{cm}})$ for each energy level, complicating the determination of those functions. Therefore, we follow the strategy proposed in ref. [44], where the $\tilde{K}_{ij}(E_{\text{cm}})$ are parametrized as functions of the energy. In this strategy, the \tilde{K} -matrix elements are determined by requiring that relation (7.1) is simultaneously satisfied for all relevant lattice energies E_{cm} .

We will focus on certain interesting and rather narrow energy regions, where a linear dependence on s is expected to be a good approximation

$$\frac{\tilde{K}_{ij}^{-1}(s)}{\sqrt{s}} = a_{ij} + b_{ij}s, \quad s = E_{\text{cm}}^2. \quad (7.2)$$

Such a parametrization is equivalent to a Breit-Wigner parametrization in the resonance region and is also similar to the well-known effective range expansion $K_{ij}^{-1}(s) = c_{ij} + d_{ij}p^2$ near threshold, where p is the momentum of the scattering particles in the center-of-momentum frame. We determine the parameters a_{ij} and b_{ij} following the strategy discussed above, using the determinant residual method proposed in [46], which is briefly described in appendix C. A posteriori, we always verify that the resulting parametrization predicts via eq. (7.1) the same number of eigen-energies observed in the actual simulation in the relevant energy range; this is shown in the Ω plots for some fits in appendix D. This procedure will be followed for the extraction of the coupled-channel scattering matrix as well as for one-channel scattering.

This study is based on the parametrization in eq. (7.2). Alternatively, one could parametrize $\tilde{K}_{ij}(s)$ itself with common pole terms in both channels, such as those tabulated in table IV of ref. [47]. We have performed fits with different parametrizations of $\tilde{K}_{ij}(s)$ (single pole, double pole, triple pole, poles with polynomial terms, etc.). We find that fits (for coupled $D\bar{D} - D_s\bar{D}_s$ scattering) with a single-pole in the higher energy region are not consistent with our data. Including two or more poles/resonances leads to fits with six or more parameters. We observed that the data used in this work is insufficient to accommodate such a large number of parameters and hence such an analysis is beyond scope of this work. An investigation of the model-independence of the findings presented here requires extending the lattice calculation to include a larger set of ensembles with high statistics.

The box-function $B_{ll';i}^{\bar{P},\Lambda}(E_{\text{cm}})$ can have off-diagonal elements for $l' \neq l$ due to the lack of rotational symmetry in a finite box. This will result in contributions from multiple partial

waves in the quantization condition eq. (7.1) for a given lattice irrep Λ . We consider partial waves $l = 0$ and $l = 2$ and ignore contributions from $l \geq 3$, which is a reasonable assumption in the energy region considered for the respective irreps. In this case the only non-diagonal elements $B_{ll'}$ among the $A_1(P^2 \neq 0)$ irreps that are nonzero are $B_{02}^{P=001, A_1}$ and $B_{02}^{P=110, A_1}$. These will be taken into account in the analysis of section 8.4.2.

8 Results for various channels and energy regions

In this section we present our results for the scattering matrices, pole positions, masses, and widths of $J^{PC} = 0^{++}$ and 2^{++} charmonium(like) states in various energy regions and with varying assumptions. The energy range from slightly below $2m_D$ up to 4.13 GeV is divided into smaller intervals, where the elements of the coupled $DD - D_s\bar{D}_s$ scattering matrix are separately parametrized according to eq. (7.2) or as a constant. The details of the parametrizations and the results are presented in separate subsections below, while information on the energy levels considered in each case is given in appendix D.

A single description of the whole energy region requires a finite-volume analysis involving many more parameters, which results in more challenging and unstable fits. Such an analysis is beyond the scope of the current investigation. Our inferences and conclusions are based on the finite-volume analysis of separate energy regions. Similar parametrizations to those employed for the separate energy regions, are employed collectively to a wider energy range in appendix E as an additional consistency check.

8.1 DD scattering with $l = 0$ near threshold

The narrow energy region near the DD threshold is significantly below the $D_s\bar{D}_s$ threshold and can be treated in a one-channel approach. We employ the parametrization in eq. (7.2)

$$\frac{p \cot \delta_{DD}^{l=0}}{E_{\text{cm}}} = \frac{(\tilde{K}^{-1})_{11}^{l=0}}{E_{\text{cm}}} = a'_{11} + b'_{11} E_{\text{cm}}^2, \quad (8.1)$$

which is equivalent to the effective range expansion $p \cot \delta_0 = 1/a_0 + r_0 p^2/2$ near threshold. Four lattice energy levels with E_{cm} closest to $2m_D$ (listed in appendix D.1) are utilized to determine the parameters via the quantization condition (7.1). We find

$$\begin{aligned} a'_{11} &= -2.4413 \pm 0.2986 \\ b'_{11} &= (0.8519 \pm 0.1067) a^2, \quad \text{cor} = \begin{bmatrix} 1. & -0.98 \\ & 1. \end{bmatrix}, \quad \frac{\chi^2}{\text{d.o.f.}} = 1.5, \end{aligned} \quad (8.2)$$

where cor is the correlation matrix defined in appendix A. The fit is shown in figure 3a. This scattering matrix leads to a bound state at the energy $E_{\text{cm}} = m$ when the scattering matrix t (2.1) has a pole on the real axis below threshold on sheet I

$$t = \frac{1}{\rho(\cot \delta - i)} = \infty \quad \rightarrow \quad \cot \delta = i, \quad (8.3)$$

$$p \cot \delta / E_{\text{cm}} = ip / E_{\text{cm}} = -|p| / E_{\text{cm}}, \quad (p = i|p|). \quad (8.4)$$

The l.h.s. of the second equation is shown as the red line in the figure, while the r.h.s. is indicated by the orange line. The bound state occurs at the value $E_{\text{cm}} = m$, where the two

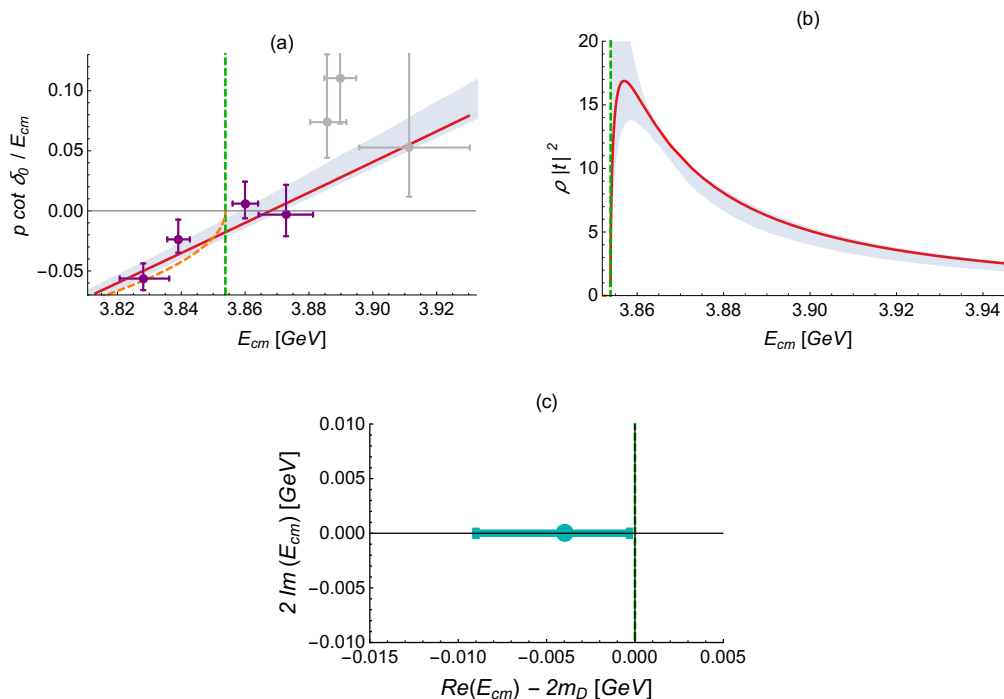


Figure 3. $D\bar{D}$ scattering in partial wave $l = 0$ near threshold. The green dashed line denotes the $D\bar{D}$ threshold in the simulation where $m_D \simeq 1927$ MeV. (a) The violet crosses show the quantity $p \cot \delta / E_{cm}$, related to the scattering phase shift δ , as a function of center-of-mass energy E_{cm} . The red line indicates the parametrization of eqs. (8.1) and (8.2). The orange line represents ip/E_{cm} . A bound state is located at the energy where the red and orange curves intersect. (b) The quantity $\rho |t|^2$ that is proportional to the number of $D\bar{D}$ events in experiment $N_{D\bar{D}} \propto p\sigma \propto \rho |t|^2$ ($\rho = 2p/E_{cm}$). The gray bands represent the uncertainty as defined in appendix A. (c) Position of the pole of the scattering matrix on sheet I: the real component corresponds to the binding energy, presented in eq. (8.5).

curves intersect. The slope of $p \cot \delta$ at the intersection, is smaller than the slope of $-|p|$, as required for an s-wave bound state (see section VC of [25]). The location of the pole in the scattering matrix is shown in figure 3c. The bound state appears just below the $D\bar{D}$ threshold with the binding energy

$$\chi_{c0}^{D\bar{D}} : m - 2 m_D = -4.0^{+3.7}_{-5.0} \text{ MeV} . \quad (8.5)$$

We denote this state by $\chi_{c0}^{D\bar{D}}$, indicating it has $J^{PC} = 0^{++}$ and a strong connection to the $D\bar{D}$ threshold. This state comes in addition to the conventional $\chi_{c0}(1P)$, which is found significantly below threshold. Experiments cannot explore $D\bar{D}$ scattering below threshold, however, a closely bound state below threshold could be identified experimentally through a sharp increase of the rate just above threshold. Figure 3b shows a dimensionless quantity $\rho |t|^2$ related to the number of events $N_{D\bar{D}} \propto p\sigma \propto \rho |t|^2$ expected in experiment. It features a peak above threshold, which increases much more rapidly than the phase space.

Such a $D\bar{D}$ bound state was not claimed by experiments so far. A similar state was predicted in phenomenological models [10, 48, 49], and some indication for it was suggested

in the experimental data [11, 50] and in data from the lattice simulation of ref. [23]. A more detailed discussion follows in the summary in section 9.

Details of the fit (8.2) and some variations thereof are provided in appendix D.1. In these fits, the ensemble average of the data gives rise to a bound state, while a very small proportion of the bootstrap samples instead produce a virtual bound state. This indicates that our lattice results, at the employed quark masses, favour the existence of a bound state. However, with the present statistical accuracy, one cannot completely rule out the existence of a virtual bound state. The robust conclusion is that we observe a significant $D\bar{D}$ interaction near threshold, leading to one state just below threshold. Such a state leads to an increase of the $D\bar{D}$ rate above threshold irrespective of whether it is a bound or a virtual bound state. Note that it is not known whether this state would also feature in a simulation with physical quark masses.

8.2 $D_s\bar{D}_s$ scattering with $l = 0$ near threshold in the one-channel approximation

The $D_s\bar{D}_s$ channel carries the same quantum numbers as $D\bar{D}$ necessitating the consideration of coupled-channel scattering. In this subsection we aim to get a rough estimate of $D_s\bar{D}_s$ scattering in the one-channel approximation, which will also provide initial guesses for the parameters when coupled channel scattering is considered in section 8.4. The $D_s\bar{D}_s$ scattering near threshold is parametrized by

$$\frac{p \cot \delta_{D_s\bar{D}_s}^{l=0}}{E_{\text{cm}}} = \frac{(\tilde{K}^{-1})_{22}^{l=0}}{E_{\text{cm}}} = a_{22} + b_{22}E_{\text{cm}}^2. \quad (8.6)$$

We employ the quantization condition (7.1) together with four lattice energies close to this threshold that are dominated by $D_s\bar{D}_s$ interpolators (listed in appendix D.2) and obtain

$$\begin{aligned} a_{22} &= -2.0473 \pm 0.1513 \\ b_{22} &= (0.6737 \pm 0.0514) a^2, \quad \text{cor} = \begin{bmatrix} 1. & -0.999 \\ & 1. \end{bmatrix}, \quad \frac{\chi^2}{\text{d.o.f.}} = 2.8. \end{aligned} \quad (8.7)$$

The resulting fit is shown in figure 4a. The scattering matrix has a bound state pole at the energy $E_{\text{cm}} = m$ where condition (8.3) is satisfied, see figure 4c. Again, the slope of $p \cot \delta$ is smaller than the slope of $-|p|$ at the position of the pole, as required for an s-wave bound state (see section VC of [25]).

We find a shallow $D_s\bar{D}_s$ bound state at

$$\chi_{c0}^{D_s\bar{D}_s} : \quad m - 2m_{D_s} = -6.2_{-2.0}^{+3.8} \text{ MeV} \quad (8.8)$$

that we denote $\chi_{c0}^{D_s\bar{D}_s}$, indicating it has $J^{PC} = 0^{++}$ and a strong connection to the $D_s\bar{D}_s$ threshold. This state is responsible for the significant increase in the $D_s\bar{D}_s$ rate shown in figure 4b just above threshold. In order to search for the $\chi_{c0}^{D_s\bar{D}_s}$ in experiment an exploration of the $D_s\bar{D}_s$ invariant mass near threshold would be invaluable. In one-channel $D_s\bar{D}_s$ scattering, considered here, the state is decoupled from $D\bar{D}$, while it will become a narrow resonance and acquire a small width when the coupling to $D\bar{D}$ is considered in section 8.4.

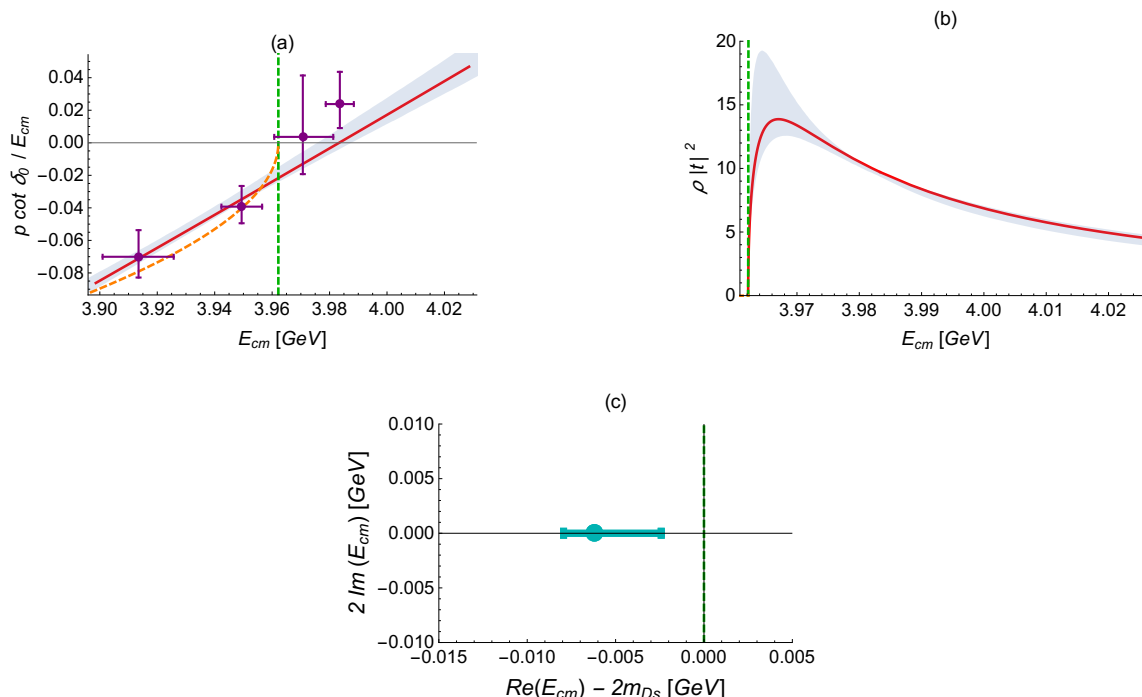


Figure 4. $D_s \bar{D}_s$ scattering in partial wave $l = 0$ in the one-channel approximation. The green dashed line denotes the $D_s \bar{D}_s$ threshold in the simulation, where $m_{D_s} \simeq 1981$ MeV. (a) The violet crosses show the quantity $p \cot \delta / E_{\text{cm}}$, related to the scattering phase shift δ , as a function of center-of-mass energy E_{cm} . The red line indicates the parametrization of eqs. (8.6) and (8.7). The orange line represents ip/E_{cm} . A bound state is located at the energy where the red and orange curves intersect. (b) The quantity $\rho |t|^2$ that is proportional to the number of $D_s \bar{D}_s$ events in experiment $N_{D_s \bar{D}_s} \propto p\sigma \propto \rho |t|^2$ ($\rho = 2p/E_{\text{cm}}$). (c) Position of the pole of the scattering matrix on sheet I: the real component corresponds to the binding energy, presented in eq. (8.8).

Two candidates $\chi_{c0}(3930)$ [3] and $X(3915)$ [2] (which may correspond to the same state) have already been observed in experiment just below the threshold $2m_{D_s}^{\text{exp}} \simeq 3936$ MeV; they have a small coupling to $D\bar{D}$ and a small width. If the $D_s \bar{D}_s$ bound state (8.8) corresponds to $\chi_{c0}(3930)$ and/or $X(3915)$, it naturally explains both features as will be discussed in section 9.

8.3 $D\bar{D}$ scattering with $l = 2$ and $J^{PC} = 2^{++}$ resonance

This channel features charmonia with $J^{PC} = 2^{++}$. It is not the main focus of our study, however, an estimate of its scattering amplitude is required to extract the $l = 0$ scattering amplitude using eq. (7.1). We consider the energy region encompassing the 2^{++} resonance and neglect the coupling to $D_s \bar{D}_s$ scattering with $l = 2$, which we assume to be negligible in this region. The scattering amplitude is parametrized by the Breit-Wigner form (2.2)

$$\frac{p^5 \cot \delta_{D\bar{D}}^{l=2}}{E_{\text{cm}}} = \frac{(\tilde{K}^{-1})_{11}^{l=2}}{E_{\text{cm}}} = a + b E_{\text{cm}}^2 = \frac{m_{J_2}^2 - E_{\text{cm}}^2}{g_{J_2}^2}, \quad (8.9)$$

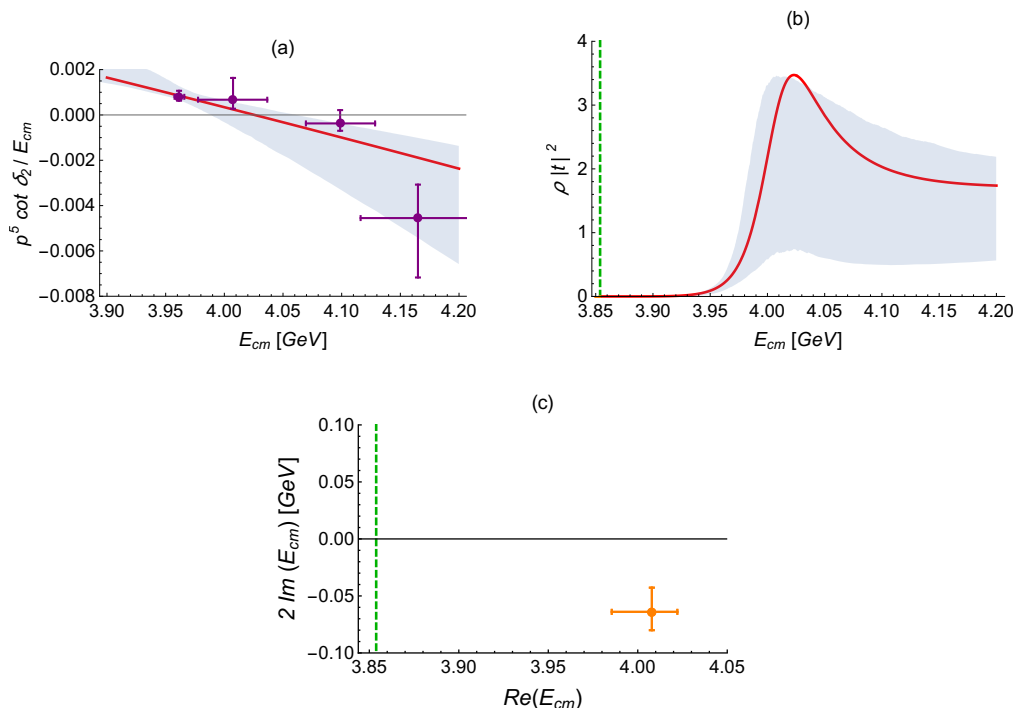


Figure 5. $D\bar{D}$ scattering in partial wave $l = 2$ in the energy region around the conventional $\chi_{c2}(3930)$ resonance. (a) The purple crosses show the quantity $p \cot \delta_z / E_{\text{cm}}$ and the red line represents a simple Breit-Wigner resonance fit. (b) The quantity $\rho |t|^2$ that is proportional to the number of $D\bar{D}$ events in experiment $N_{D_s \bar{D}_s} \propto p \sigma \propto \rho |t|^2$ shows a resonance peak. (c) The position of the $\chi_{c2}(3930)$ resonance pole $E_{\text{cm}}^p = m - \frac{i}{2}\Gamma$ of the scattering matrix on sheet II from eq. (8.11).

and the parameters are extracted via the quantization condition (7.1). We find

$$\begin{aligned} m_{J_2} &= (1.762 \pm 0.016)a^{-1} = (4.026 \pm 0.036) \text{ GeV}, & \text{cor} &= \begin{bmatrix} 1. & 0.54 \\ & 1. \end{bmatrix}, & \frac{\chi^2}{\text{d.o.f.}} &= 1.0, \\ g_{J_2} &= (10.8 \pm 3.0)a = (4.7 \pm 1.3) \text{ GeV}^{-1} \end{aligned} \quad (8.10)$$

using the four lattice energies closest to the resonance region (employing irreducible representation B_1 with total momentum $|\vec{P}| = 1$ as detailed in appendix D.3). The corresponding fit is shown in figure 5a. The mass m_{J_2} corresponds to the energy where the phase-shift reaches $\pi/2$, which is close-to the 2^{++} resonance mass obtained from the pole position below, while the coupling g_{J_2} is related to its width as shown in eq. (2.2).

The position of the pole E_{cm}^p of the scattering matrix (8.9) on sheet II provides a better way of determining the resonance mass m and width Γ . We obtain

$$\chi_{c2}(3930) : \quad E^p = (4.008^{+0.014}_{-0.022}) - \frac{i}{2} (0.064^{+0.032}_{-0.042}) \text{ GeV} = m - \frac{i}{2}\Gamma. \quad (8.11)$$

The pole is plotted in figure 5c. This leads to the lowest $J^{PC} = 2^{++}$ resonance above $D\bar{D}$ threshold with

$$\chi_{c2}(3930) : \quad m - M_{av} = 905^{+14}_{-22} \text{ MeV}, \quad \Gamma = 64^{+32}_{-42} \text{ MeV}, \quad g = 4.5^{+0.7}_{-1.5} \text{ GeV}^{-1}, \quad (8.12)$$

where g parametrizes the width $\Gamma = g^2 p^5 / m^2$. This likely corresponds to the well-established resonance $\chi_{c2}(3930) = \chi_{c2}(2P)$ [2]; a detailed comparison with experiment is made in section 9. The resonance mass and the coupling obtained from the pole and from eq. (8.10) are consistent, which is expected for a narrow resonance.

The next higher 2^{++} charmonium is estimated⁶ to be near $E_{\text{cm}} \simeq 4.2 \text{ GeV}$, which is above our region of interest. We assume it to be narrow and to have a negligible effect on the analysis of the lower-lying 2^{++} resonance.

8.4 Coupled $D\bar{D}$, $D_s\bar{D}_s$ scattering with $l = 0$ for $E_{\text{cm}} \simeq 3.93\text{--}4.13 \text{ GeV}$

Finally, we turn to the coupled $D\bar{D} - D_s\bar{D}_s$ scattering. We focus on the energy region $E_{\text{cm}} \simeq 3.93\text{--}4.13 \text{ GeV}$ near the $D_s\bar{D}_s$ threshold and we find an indication for several interesting hadrons. The scattering matrix for partial wave $l = 0$ is parametrized as

$$\frac{(\tilde{K}^{-1})^{l=0}}{E_{\text{cm}}} = \begin{pmatrix} a_{11} + b_{11}E_{\text{cm}}^2 & a_{12} \\ a_{12} & a_{22} + b_{22}E_{\text{cm}}^2 \end{pmatrix} \equiv \begin{pmatrix} \frac{m_{J_0}^2 - E_{\text{cm}}^2}{g_{J_0}^2} & a_{12} \\ a_{12} & a_{22} + b_{22}E_{\text{cm}}^2 \end{pmatrix}, \quad (8.13)$$

with the off-diagonal element held constant in E_{cm} . Of the two equivalent parametrizations shown above, we will utilize the one on the r.h.s. The 5 parameters in eq. (8.13) are determined using all levels of irreps $A_1^{(+)}$ within the energy region $E_{\text{cm}} = 3.93 - 4.13 \text{ GeV}$ displayed in figure 2: there are 14 levels from three frames with $P^2 = 0, 1, 2$ and from two spatial volumes $N_L = 24, 32$ (see the black circles in the figure). The quantization condition (7.1) for $A_1^{(+)}$ irreps depends on the scattering amplitudes for $l = 0$, which we aim to determine. However, it also depends on the scattering amplitudes for $l = 2$ when $P > 0$. Below we present analyses both including and excluding the contribution from the $l = 2$ partial wave.

8.4.1 Analysis omitting $l = 2$

In the first analysis we omit the contribution of the partial-wave $l = 2$. This is expected to be a fair approximation since $l = 2$ effects $D\bar{D}$ scattering only in the narrow 2^{++} resonance region that is at the upper end of the current energy range of interest. The 5 parameters of the scattering matrix (8.13) are determined employing 13 out of 14 eigen-energies, where the level dominated by $\bar{c}c^{[J=2]}$ operators is omitted⁷

$$\begin{aligned} m_{J_0} &= (1.744 \pm 0.0060)a^{-1} = (3.986 \pm 0.014) \text{ GeV} \\ g_{J_0} &= (0.473 \pm 0.023)a^{-1} = (1.08 \pm 0.053) \text{ GeV} \\ a_{22} &= -1.474 \pm 0.019 \\ b_{22} &= (0.490 \pm 0.010)a^2 \\ a_{12} &= -0.0362 \pm 0.0011 \end{aligned} \quad \text{cor} = \begin{bmatrix} 1. & -0.034 & 0.0756 & 0.11 & 0.049 \\ & 1. & 0.049 & 0.041 & 0.26 \\ & & 1. & 0.12 & 0.030 \\ & & & 1. & 0.16 \\ & & & & 1. \end{bmatrix}, \quad (8.14)$$

⁶This is based on the second excited level in irrep E^{++} with $P = 0$ that employs only $\bar{c}c$ interpolators.

⁷This level corresponds to the 5th excited state in the A_1 irrep with $P = 1$ on the smaller volume, $N_L = 24$, see figure 2.

The lattice energy levels and the levels predicted by this parametrization are compared in appendix D.4, where we verify that the same number of levels is observed and predicted.

The resulting scattering matrix has several poles in the energy region investigated and their locations (E_{cm}^p) in the complex energy plane are shown in the left pane of figure 6. The couplings c_i to both channels are extracted from the behavior of t_{ij} near the poles using eq. (2.5) and are given in the same figure.

8.4.2 Analysis including $l = 0$ and $l = 2$

In the following we present our main result for the coupled channel scattering in the energy region 3.93 – 4.13 GeV. We fix the scattering amplitude for $D\bar{D}$ scattering in partial wave $l = 2$ to the values in eq. (8.10), while $D_s\bar{D}_s$ scattering in partial wave $l = 2$ is neglected. The parameters of the coupled $D\bar{D}$, $D_s\bar{D}_s$ scattering matrix (8.13) with $l = 0$ are then determined using all 14 eigen-energies in the energy region of interest (from irreps $A_1^{(+)}$)

$$\begin{aligned}
 m_{J0} &= (1.744 \pm 0.0011)a^{-1} = (3.986 \pm 0.026) \text{ GeV} \\
 g_{J0} &= (0.583 \pm 0.028)a^{-1} = (1.333 \pm 0.064) \text{ GeV} \\
 a_{22} &= -2.409 \pm 0.018 \\
 b_{22} &= (0.800 \pm 0.009)a^2 \\
 a_{12} &= -0.0176 \pm 0.0005
 \end{aligned}
 \quad \text{cor} = \begin{bmatrix} 1. & -0.078 & 0.13 & 0.079 & 0.023 \\ & 1. & -0.12 & -0.14 & 0.33 \\ & & 1. & -0.0019 & -0.18 \\ & & & 1. & -0.0096 \\ & & & & 1. \end{bmatrix},$$

$$\frac{\chi^2}{\text{d.o.f.}} = 0.30.$$
(8.15)

The coupling between channels a_{12} is non-zero but small. We also performed a study where five parameters for $l = 0$ and two parameters for $l = 2$ are fitted simultaneously using 18 levels of irreps $A_1^{(+)}$ and B_1 , and we obtain consistent results.

The scattering matrix has several poles in the energy region investigated and their locations (E_{cm}^p) in the complex energy plane are shown in the right pane of figure 6. The elements of scattering matrix t_{ij} (2.5) near the poles are parametrized by the couplings c_i presented in the same figure. These give information on the couplings of a resonance (associated with the pole) to both channels $i = 1, 2$. The location of poles and the corresponding c_i are similar to those extracted in the analysis omitting $l = 2$, shown in the left pane of figure 6. The experimental rates are related to the values of $\sqrt{\rho_i \rho_j} |t_{ij}|^2$ on the physical axes, which are presented for $D\bar{D} \rightarrow D\bar{D}$, $D_s\bar{D}_s \rightarrow D_s\bar{D}_s$ and $D\bar{D} \rightarrow D_s\bar{D}_s$ in figure 7. Alternatively, the unitary 2×2 scattering matrix S (2.3) on the physical axes can be described by the phase shifts $\delta^{D\bar{D}}$, $\delta^{D_s\bar{D}_s}$ and inelasticity η , which are shown in figure 8.

We find that the $D\bar{D}$ and $D_s\bar{D}_s$ channels are not strongly coupled, which can be seen from the inelasticity $\eta \simeq 1$ in figure 8⁸ and from the smallness of the off-diagonal element a_{12} in eqs. (8.15) and (8.13). Our results suggest there are two 0^{++} resonances in this energy region: a narrow resonance dubbed $\chi_{c0}^{D_s\bar{D}_s}$ just below the $D_s\bar{D}_s$ threshold and a broader one denoted by χ'_{c0} .

⁸The inelasticity is equal to one below the $D_s\bar{D}_s$ threshold by construction due to the Θ -function in eq. (2.3).

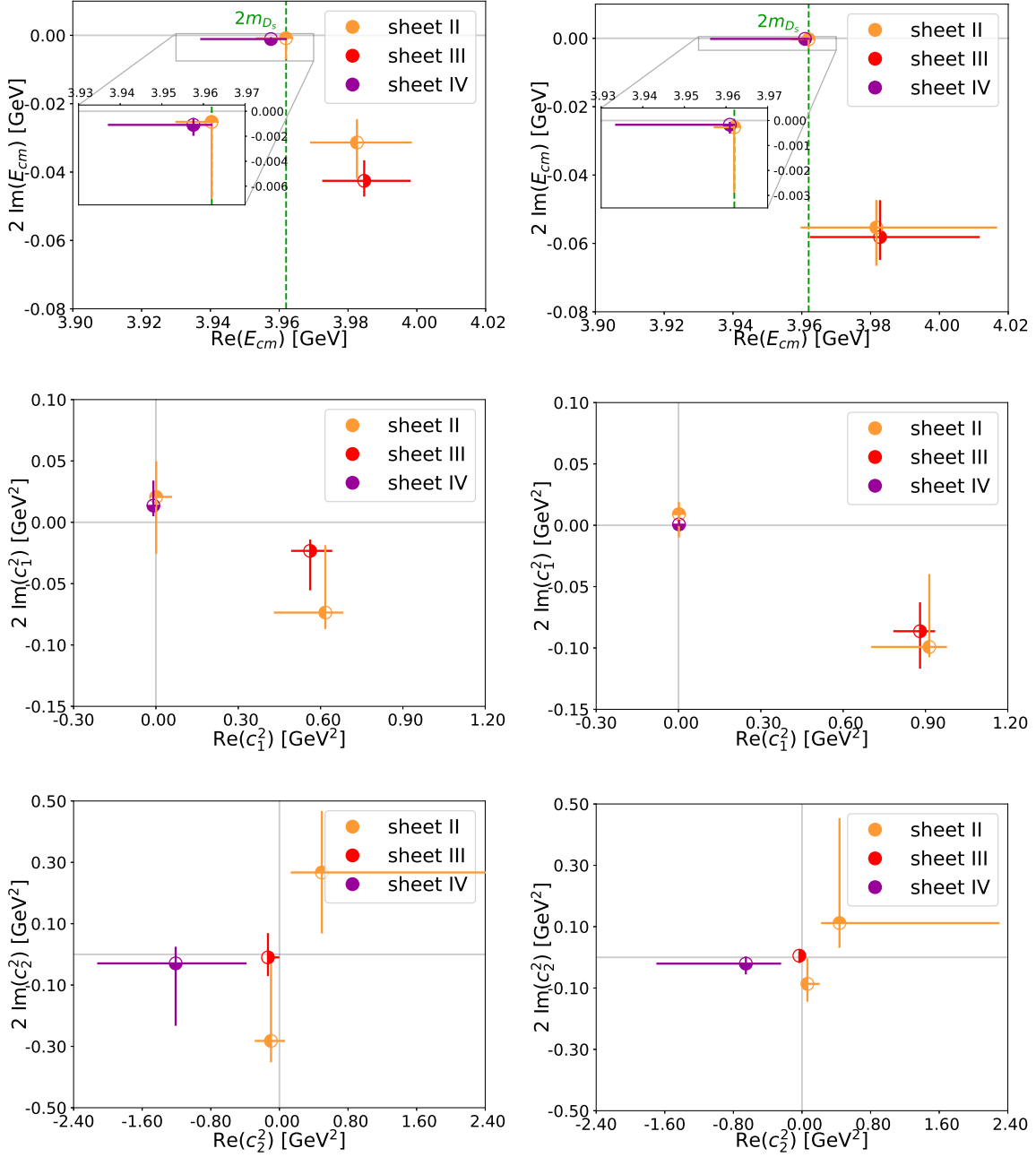


Figure 6. Coupled channel $D\bar{D}$, $D_s\bar{D}_s$ scattering in partial wave $l = 0$: the analysis omitting $l = 2$ (left) and including $l = 2$ (right). Top: location of the poles in t_{ij} (8.13), (8.14), (8.15) in the complex energy plane. The orange poles are on Riemann sheet II, the magenta poles are on sheet III and the violet poles are on sheet IV (see eq. (2.4)). There is only one pole near the $D_s\bar{D}_s$ threshold for each bootstrap sample and it appears either on sheet II or the nearby sheet IV. The green dashed line denotes the $D_s\bar{D}_s$ threshold with $m_{D_s} \simeq 1981$ MeV. Middle and bottom: the couplings c_i^2 to channels $i = 1$ ($D\bar{D}$) and $i = 2$ ($D_s\bar{D}_s$) as extracted from the respective pole residues according to eq. (2.5). The symbol fillings distinguish the two orange poles.

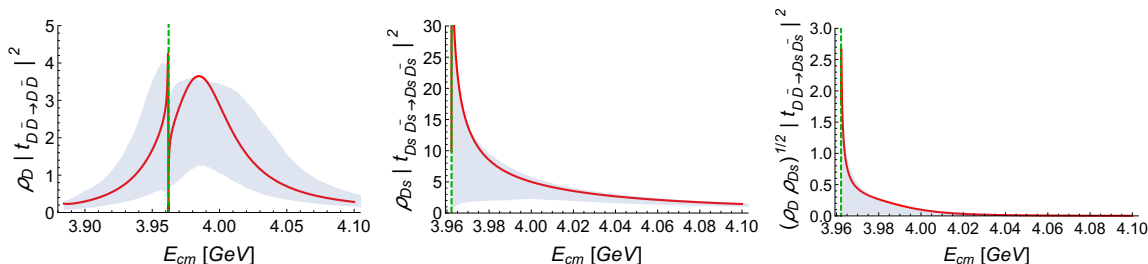


Figure 7. Coupled channel $D\bar{D}$, $D_s\bar{D}_s$ scattering in partial wave $l = 0$. The three plots show the quantity $\sqrt{\rho_i\rho_j}|t_{ij}|^2 \propto p|\sigma|$ on the physical axes, that is related to the number of events in experiment ($\rho = 2p/E_{\text{cm}}$) for $D\bar{D} \rightarrow D\bar{D}$ (left), $D_s\bar{D}_s \rightarrow D_s\bar{D}_s$ (middle) and $D\bar{D} \rightarrow D_s\bar{D}_s$ (right). The green lines indicate the $D_s\bar{D}_s$ threshold with $m_{D_s} \simeq 1981$ MeV. The gray bands represent the uncertainty defined in appendix A.

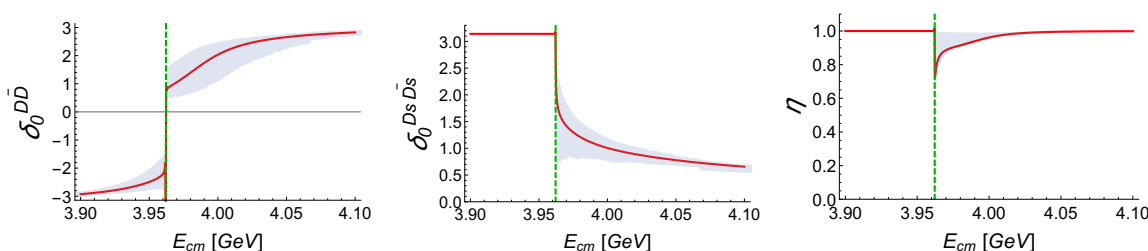


Figure 8. Coupled channel $D\bar{D}$, $D_s\bar{D}_s$ scattering in partial wave $l = 0$: two phase shifts $\delta_0^{D\bar{D}}$, $\delta_0^{D_s\bar{D}_s}$ and inelasticity η that parametrize the 2×2 scattering matrix S (2.3) are shown as a function of E_{cm} . The green lines indicates the $D_s\bar{D}_s$ threshold with $m_{D_s} \simeq 1981$ MeV. The gray bands represent the uncertainty.

The broader 0^{++} resonance χ'_{c0} . It is related to the pole indicated in red on sheet III

$$\chi'_{c0} : E^p = (3.983^{+0.028}_{-0.020}) - \frac{i}{2} (0.058^{+0.006}_{-0.011}) \text{ GeV} = m - \frac{i}{2} \Gamma. \quad (8.16)$$

This pole affects the scattering amplitude on the physical axes above the $D_s\bar{D}_s$ threshold and is responsible for a peak around 3.98 GeV in the $D\bar{D} \rightarrow D\bar{D}$ rate shown in the left pane of figure 7. The presence of this pole is also reflected in the phase shift $\delta_0^{D\bar{D}}$, which increases gradually starting from $2m_{D_s}$ as is evident in the left pane of figure 8. The nearby pole on sheet II does not have a significant influence on the physical scattering above the second threshold. The pole residues indicate that this state decays predominantly to $D\bar{D}$, while the decay to $D_s\bar{D}_s$ is suppressed, as evidenced by $|c_1| \gg |c_2|$, see in the last two rows of figure 6 for the pole presented in red. The resonance parameters are

$$\chi'_{c0} : m - M_{av} = 880^{+28}_{-20} \text{ MeV}, \quad \Gamma = 58^{+6}_{-11} \text{ MeV}, \quad g = 1.35^{+0.04}_{-0.08} \text{ GeV}, \quad (8.17)$$

where $M_{av} = \frac{1}{4}(3m_{J/\psi} + m_{\eta_c})$, and the coupling g parametrizes the full width $\Gamma = g^2 p_D / m^2$. The possible relation of this state to the broad resonance $\chi_{c0}(3860)$ discovered by Belle in 2017 [1, 2] is discussed in section 9.

The narrow 0^{++} resonance $\chi_{c0}^{D_s\bar{D}_s}$ near the $D_s\bar{D}_s$ threshold. It is related to the pole on sheet II, indicated by the top-filled orange symbols in the first row of figure 6. Its

location relative to the threshold is given by

$$\chi_{c0}^{D_s\bar{D}_s} : E_{\text{cm}}^p - 2m_{D_s} = (-0.2^{+0.16}_{-4.9}) - \frac{i}{2} (0.27^{+2.5}_{-0.15}) \text{ MeV} = m - \frac{i}{2}\Gamma. \quad (8.18)$$

This resonance is related to the bound state in the analysis of $D_s\bar{D}_s$ -scattering in the one-channel approximation of section 8.2. The pole on sheet II and the nearby pole on sheet IV correspond to this resonance and are mutually exclusive across the bootstrap samples. Further details on this can be found in appendix D.4. It is clear from figure 7 that the resonance pole leads to a sharp rise in the $D_s\bar{D}_s \rightarrow D_s\bar{D}_s$ and $D\bar{D} \rightarrow D_s\bar{D}_s$ rates just above $2m_{D_s}$. The increased $D\bar{D} \rightarrow D_s\bar{D}_s$ rate is also responsible for a dip in the $D\bar{D} \rightarrow D\bar{D}$ rate at $2m_{D_s}$ and all three features should be used as a signature for experimental searches of this state. Note that the magnitude of the $D_s\bar{D}_s \rightarrow D_s\bar{D}_s$ peak above $2m_{D_s}$ is larger when the pole is closer to the threshold.

$\chi_{c0}^{D_s\bar{D}_s}$ couples predominantly to $D_s\bar{D}_s$ and very weakly to $D\bar{D}$ (one can see that $|c_2|^2 \gg |c_1|^2$ in figure 6). The mass difference of the state with respect to the threshold and its narrow total width $\Gamma = g^2 p_D / m^2$ parametrized in terms of g are

$$\chi_{c0}^{D_s\bar{D}_s} : m - 2m_{D_s} = -0.2^{+0.2}_{-0.3} \text{ MeV}, \quad \Gamma = 0.27^{+2.5}_{-0.15} \text{ MeV}, \quad g = 0.096^{+0.215}_{-0.033} \text{ GeV}. \quad (8.19)$$

On the experimental side, the newly discovered $\chi_{c0}(3930)$ [3] and the $X(3915)$ [2] lie near the $D_s\bar{D}_s$ threshold and have very small or zero decay rate to $D\bar{D}$. The indication for a $D_s\bar{D}_s$ state in our study explains both properties, as detailed in section 9.

The parameters of the scattering matrix obtained from the analysis including or excluding $l = 2$ are similar, with the exception of a_{22} and b_{22} . These parametrize $D_s\bar{D}_s \rightarrow D_s\bar{D}_s$ and differ between the coupled-channel analysis and the one-channel approximation, however, both analyses lead to a state just below the $D_s\bar{D}_s$ threshold on the real axis (see figure 4c) or slightly away from it. The conclusion that there is a near-threshold pole is robust, while its exact location and the effect on physical scattering need to be investigated in a simulation with higher statistics and a better control of systematic uncertainties.

9 Summary of the resulting hadrons and their relation to experiment

Below we summarize the properties of the charmonium-like hadrons found in this simulation. These are denoted by the conventional names $\chi_{c0}(1P)$, $\chi_{c2}(1P)$, $\chi_{c2}(3930)$ when the identification with experimental states is unambiguous, while the other states found are denoted χ'_{c0} , $\chi_{c0}^{D\bar{D}}$ and $\chi_{c0}^{D_s\bar{D}_s}$. The subscripts $c0$ and $c2$ indicate the assignment of $J^{PC} = 0^{++}$ and 2^{++} , respectively. The location of the poles in the complex energy plane related to these hadrons are given in figure 9, while the corresponding masses are compared to experiment in figure 10. Due to the unphysical quark masses employed in the simulation, the hadron masses obtained are not compared to experiment directly. Instead, the difference $m - E^{\text{ref}}$ is utilized, where the reference energy E^{ref} is either a nearby threshold or the spin-averaged charmonium mass $M_{av} = \frac{1}{4}(3m_{J/\psi} + m_{\eta_c})$. The positions of the $D\bar{D}$ and $D_s\bar{D}_s$ thresholds are given by the masses $m_D \simeq 1927 \text{ MeV}$ and $m_{D_s} \simeq 1981 \text{ MeV}$.

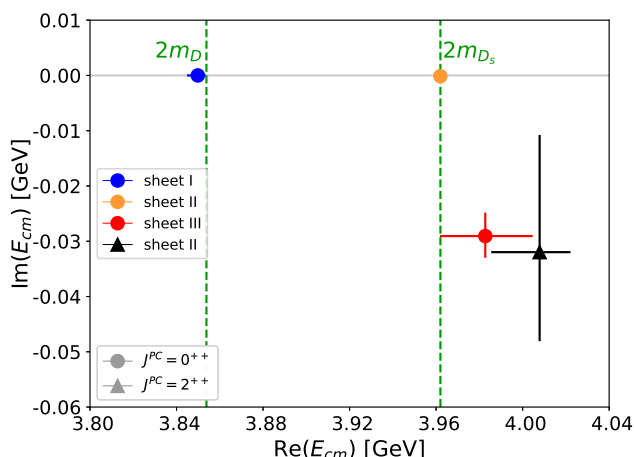


Figure 9. Pole singularities of the scattering amplitude/matrix in the complex energy plane, which are associated with the hadrons predicted in this work. The pole related to the $J^{PC} = 2^{++}$ resonance appears on sheet II, as we have neglected the $l = 2$ partial wave contribution from $D_s\bar{D}_s$ scattering.

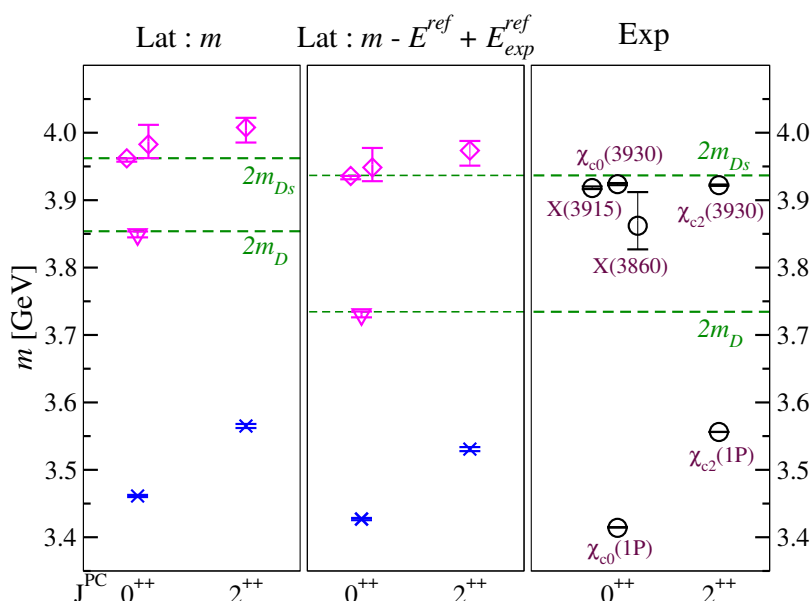


Figure 10. Energy spectrum of hadrons predicted in this work compared with experiment. The left and middle panes show the lattice results, where m denotes the mass obtained from the lattice study. The magenta symbols correspond to hadrons extracted via the scattering analysis: diamonds represent resonances and triangles represent bound states. The blue crosses are extracted directly from the lattice energies. The reference energy in the middle pane is $E^{\text{ref}} = 2m_D$ ($2m_{D_s}$) for the state closest to the $DD\bar{D}$ ($D_s\bar{D}_s$) threshold, while $E^{\text{ref}} = M_{av} = \frac{1}{4}(3m_{J/\psi} + m_{\eta_c})$ for the remaining four states. The right pane shows the experimental spectrum [2], where $\chi_{c0}(3930)$ [3] and $X(3915)$ [2] may be the same state.

The resonance decay widths depend on the phase space p^{2l+1} evaluated for the meson momenta (in the cm-frame) at the resonance energy, which in turn depends on the position of the threshold. The latter is different in the simulation and in experiment. Therefore it is customary to compare the coupling g that parametrizes the full width of a hadron

$$\Gamma \equiv g^2 p_D^{2l+1} / m^2 \quad \text{with} \quad l = 0, 2 \quad \text{for} \quad J^{PC} = 0^{++}, 2^{++}, \quad (9.1)$$

as g is expected to be less dependent on the quark masses than the width itself.

9.1 $\chi_{c0}(1P)$ and $\chi_{c2}(1P)$

These states lie significantly below the $D\bar{D}$ threshold and their masses are extracted from the ground state energies $m = E_1(P=0)$ in irreps A_1^{++} and E^{++} , with $J^{PC} = 0^{++}$ and 2^{++} , respectively. We obtain

$$\chi_{c0}(1P) : m - M_{av} = 358 \pm 2 \text{ MeV}, \quad m = 3461 \pm 2 \text{ MeV}, \quad (9.2)$$

$$\chi_{c2}(1P) : m - M_{av} = 462 \pm 3 \text{ MeV}, \quad m = 3565 \pm 3 \text{ MeV}, \quad (9.3)$$

which can be compared to the experimental values

$$\text{exp } \chi_{c0}(1P) : m - M_{av} = 346.1 \pm 0.3 \text{ MeV}, \quad (9.4)$$

$$\text{exp } \chi_{c2}(1P) : m - M_{av} = 487.52 \pm 0.14 \text{ MeV}. \quad (9.5)$$

9.2 0^{++} state $\chi_{c0}^{D\bar{D}}$ slightly below $D\bar{D}$ threshold

We find a shallow $D\bar{D}$ bound state labeled $\chi_{c0}^{D\bar{D}}$ with binding energy

$$m - 2 m_D = -4.0_{-5.0}^{+3.7} \text{ MeV}. \quad (9.6)$$

Note that it is not known whether this bound state would also feature in a simulation with physical quark masses. Such a state has not been claimed by experiments.

The existence of a shallow $D\bar{D}$ bound state dubbed $X(3720)$ was already suggested by an effective phenomenological model in ref. [10]⁹ featuring also exchanges of vector mesons. Ref. [11] indicates that there may already be some evidence for such a state in the $D\bar{D}$ invariant mass distribution from Belle [50], which shows an enhancement just above threshold. The $D\bar{D}$ rate from Babar [51] also shows a hint of enhancement just above threshold (see figure 5 of [51]). In a molecular picture, a 0^{++} state is expected as a partner of $X(3872)$ via heavy-quark symmetry arguments [48, 49]. A similar virtual bound state with a binding energy of 20 MeV follows from the data of the only previous lattice simulation of $D\bar{D}$ scattering [23].¹⁰

Experimental searches for this state in inclusive final states are challenging since the region above the $D\bar{D}$ threshold can be populated by $D\bar{D}$ from $X(3872) \rightarrow D\bar{D}^* \rightarrow D\bar{D}\pi$ (see, for example, ref. [52]). Various strategies for the experimental search of such a state in exclusive decays were proposed: $B^{0+} \rightarrow D^0 \bar{D}^0 K^{0+}$ [53], $\psi(3770) \rightarrow D^0 \bar{D}^0 \gamma$ [54], $\gamma\gamma \rightarrow D\bar{D}$ [55], $\psi(3770, 4040) \rightarrow \eta\eta'\gamma$ and $e^+e^- \rightarrow \eta\eta' J/\psi$ [56].

⁹This state with $m \simeq 3.718 \text{ GeV}$ is listed in table 4 of ref. [10].

¹⁰The presence of this state was not mentioned in ref. [23], as such virtual bound states were not searched for.

9.3 2^{++} resonance and its relation to $\chi_{c2}(3930)$

We find a resonance with $J^{PC} = 2^{++}$ in $l = 2$ $D\bar{D}$ scattering with the following properties

$$\chi_{c2}(3930) : m - M_{av} = 904^{+14}_{-22} \text{ MeV}, \quad g = 4.5^{+0.7}_{-1.5} \text{ GeV}^{-1}. \quad (9.7)$$

This is most likely related to the conventional $\chi_{c2}(3930)$ resonance (also called $\chi_{c2}(2P)$) discovered by Belle [57]

$$\text{exp } \chi_{c2}(3930) : m - M_{av} = 854 \pm 1 \text{ MeV}, \quad g = 2.65 \pm 0.12 \text{ GeV}^{-1}. \quad (9.8)$$

Here g parametrizes the width $\Gamma = g^2 p_D^5/m^2$. The masses are reasonably close, while the coupling from lattice QCD is larger than in experiment. However, the couplings are also not inconsistent given the large statistical error from our simulation and the unquantified systematic uncertainties discussed in section 5.

9.4 Broad 0^{++} resonance and its possible relation to $\chi_{c0}(3860)$

This resonance couples mostly to $D\bar{D}$ and has a very small coupling to $D_s\bar{D}_s$. Its resonance parameters are

$$\chi'_{c0} : m - M_{av} = 880^{+28}_{-20} \text{ MeV}, \quad g = 1.35^{+0.04}_{-0.08} \text{ GeV}. \quad (9.9)$$

These can be compared to the scalar resonance $\chi_{c0}(3860)$ discovered by Belle in 2017 [1],¹¹

$$\text{exp } \chi_{c0}(3860) : m - M_{av} = 793^{+48}_{-35} \text{ MeV}, \quad g = 2.5^{+1.2}_{-0.9} \text{ GeV}, \quad (9.10)$$

based on the following arguments: the mass and coupling are reasonably consistent with experiment, in particular, when considering the experimental errors and the systematic uncertainties in the lattice results. The mass is also close to the value obtained from the only previous lattice study of $D\bar{D}$ scattering [23],¹² although the width and coupling are larger in the present work.

The experimental couplings g of $\chi_{c0}(3860)$ and $\chi_{c2}(3930)$, quoted in eqs. (9.10) and (9.8), respectively, are similar, and their widths differ mainly because of the different phase space. On the lattice side, the χ'_{c0} coupling in eq. (9.9) is smaller than the $\chi_{c2}(3930)$ coupling in eq. (9.7), however, both have large uncertainties.

Narrow 0^{++} resonance $\chi_{c0}^{D_s\bar{D}_s}$ and its possible relation to $\chi_{c0}(3930)$, $X(3915)$.

We find a narrow 0^{++} resonance near the $D_s\bar{D}_s$ threshold. It has a large coupling to $D_s\bar{D}_s$ and a very small coupling to $D\bar{D}$. The latter is responsible for its small decay rate to $D\bar{D}$ and the small total width. This state corresponds to the bound state in one-channel $D_s\bar{D}_s$ scattering discussed in section 8.2. We compare the resulting resonance parameters

$$\chi_{c0}^{D_s\bar{D}_s} : m - 2m_{D_s} = -0.2^{+0.16}_{-4.9} \text{ MeV}, \quad g = 0.10^{+0.21}_{-0.03} \text{ GeV} \quad (9.11)$$

¹¹For the couplings calculated from the experimental values we vary both the mass and width by $\pm 1\sigma$ and take the maximal positive and negative deviations as the uncertainties.

¹²The value to compare is $m - M_{av}^{\text{exp}} \simeq 0.90 \text{ GeV}$ and 0.93 GeV from the fits in eqs. (6.3) and (6.7) of ref. [23], respectively.

with two experimental states that share similar features to the state we find,

$$\begin{aligned} \text{exp } \chi_{c0}(3930) : m - 2m_{D_s} &= -12.9 \pm 1.6 \text{ MeV}, \quad \Gamma = 17 \pm 5 \text{ MeV}, \quad g = 0.67 \pm 0.10 \text{ GeV}, \\ \text{exp } X(3915) : m - 2m_{D_s} &= -18.3 \pm 1.9 \text{ MeV}, \quad \Gamma = 20 \pm 5 \text{ MeV}, \quad g = 0.72 \pm 0.10 \text{ GeV}. \end{aligned} \tag{9.12}$$

The $\chi_{c0}(3930)$ with $J^{PC} = 0^{++}$ was very recently discovered in $D\bar{D}$ decay by LHCb [3]. The $X(3915)$ was observed by Belle [6] and BaBar [5, 7, 8] in $J/\psi\omega$ decay and has $J^{PC} = 0^{++}$ or 2^{++} , while its decay to $D\bar{D}$ was not observed [2]. They might represent the same state if $X(3915)$ is a scalar. Both experimental states lie just below the $D_s\bar{D}_s$ threshold. One would naturally expect 0^{++} states with this mass to be broad, given the large phase space available to $D\bar{D}$ decay. Their narrow widths can only be explained if their decay to $D\bar{D}$ is suppressed by some mechanism.

If the resonance found on the lattice is indeed related to $X(3915)/\chi_{c0}(3930)$, our results indicate that this state owes its existence to a large interaction in the $D_s\bar{D}_s$ channel near threshold, which naturally explains why its width is small and its decay to $D\bar{D}$ is suppressed. Note that a detailed quantitative comparison of lattice and experimental results in eqs. (9.11) and (9.12) is not possible due to the unphysical masses of the quarks in the lattice study and due to the omission of decays to $J/\psi\omega$ and $\eta_c\eta$, which may affect the determination of the width. The qualitative comparison, however, suggests the existence of a $D_s\bar{D}_s$ resonance with small coupling to $D\bar{D}$. This could be further investigated experimentally by considering the $D_s\bar{D}_s$ invariant mass spectrum near threshold, where a peak (see figure 7) would be visible for a state just below threshold.

The $X(3915)$ was proposed to be a ground $\bar{c}c\bar{s}s$ state within the diquark-antidiquark approach by Polosa and Lebed [9]. The identification $\bar{c}c\bar{s}s$ was considered also in phenomenological studies [58, 59].

10 Conclusions

We presented a lattice study of coupled-channel $D\bar{D}-D_s\bar{D}_s$ scattering in the $J^{PC} = 0^{++}$ and 2^{++} quantum channels with isospin 0. Using the generalized Lüscher method and a piecewise parametrization of the energy region from slightly below $2m_D$ to 4.13 GeV, the coupled-channel scattering matrix S along the real energy axis was determined. The resulting S was then analytically continued to search for pole singularities in the complex energy plane that can affect the scattering amplitudes/parameters along the physical axes. Our study utilized the spectrum in three different inertial frames determined on two CLS ensembles with u/d and s quarks, spatial extents ~ 2.07 fm and ~ 2.76 fm and a single lattice spacing ~ 0.086 fm.

In addition to $\chi_{c0}(1P)$, the results suggest three charmonium-like states with $J^{PC} = 0^{++}$ below 4.13 GeV. One is a yet undiscovered $D\bar{D}$ bound state just below threshold. The second is a narrow resonance just below the $D_s\bar{D}_s$ threshold predominantly coupled to $D_s\bar{D}_s$. This state is possibly related to the narrow resonance $X(3915)/\chi_{c0}(3930)$, which is also below the $D_s\bar{D}_s$ threshold in the experiments. The third feature is a $D\bar{D}$ resonance

possibly related to the $\chi_{c0}(3860)$ observed by Belle, which is believed to be $\chi_{c0}(2P)$. An overview of the resulting pole structure of the coupled-channel $D\bar{D}-D_s\bar{D}_s$ scattering matrix in the complex energy plane is given in figure 9, and the possible implications of this singularity structure for experiments are illustrated in figures 7 and 8. The masses are compared to experiment in figure 10 and summarized in section 9.

Turning to states with $J^{PC} = 2^{++}$, the mass of the ground state $\chi_{c2}(1P)$ was determined directly from the lattice energy and is compared with the experimental value in eq. (9.3). We have assumed the 2^{++} resonance to be coupled only with the $D\bar{D}$ scattering channel in the $l = 2$ partial wave and have parametrized this with a Breit-Wigner form. The resonance parameters are extracted and compared with the experimental values of the conventional $\chi_{c2}(3930)$ in eqs. (9.7) and (9.8). These are then fixed for the finite-volume coupled-channel analysis discussed in section 8.4.2. We find the estimates for positions and residues for the poles with $J^{PC} = 0^{++}$ to be robust with the exclusion/inclusion of the $l = 2$ partial wave contribution to the analysis. The resulting pole positions and the residues from either study are shown in figure 6.

In this study we worked with several simplifying assumptions (detailed in section 5) necessary for a first investigation of this coupled-channel system. The lattice QCD ensembles we used have heavier-than-physical light and charm quarks and a lighter-than-physical strange quark. This results in a smaller-than-physical splitting between the $D\bar{D}$ and the $D_s\bar{D}_s$ thresholds. In future studies, it will be important to systematically improve upon the current results by successively relaxing our assumptions, for example, by explicitly including $\eta_c\eta$ interpolating fields and adding this channel as well as $J/\psi\omega$ to the coupled-channel study. It is also essential to investigate additional parametrizations to test the model independence of our findings and this will require a larger set of ensembles with high statistics. With regard to the pole structure observed in this work, it would be particularly interesting to investigate how our observations, such as the shallow $D\bar{D}$ bound state and our $X(3860)$ candidate evolve when simultaneously approaching the limit of physical quark masses and the continuum limit.

Acknowledgments

We thank G. Bali, V. Baru, T. Gershon, F.-K. Guo, D. Johnson, C.B. Lang, R. Molina, J. Nieves, E. Oset, S. Paul, A. Schäfer and J. Simeth for useful discussions. We thank the authors of ref. [46] for making the TwoHadronsInBox package public and Ben Hörz and C.B. Lang for contributions to the computing codes we used. We use the multigrid solver of refs. [60–63] for the inversion of the Dirac operator. Our code implementing distillation is written within the framework of the Chroma software package [64]. The simulations were performed on the Regensburg iDataCool and Athene2 clusters, and the SFB/TRR 55 QPACE 2 [65] and QPACE 3 machines. We thank our colleagues in CLS for the joint effort in the generation of the gauge field ensembles which form a basis for the computation. The Regensburg group was supported by the Deutsche Forschungsgemeinschaft (collaborative research centre SFB/TRR-55), the European Union’s Horizon 2020 Research and Innovation programme under the Marie Skłodowska-Curie grant agree-

ment no. 813942 (ITN EuroPLEx), and the STRONG-2020 project under grant agreement no. 824093. M.P. acknowledges support from the EU under grant no. MSCA-IF-EF-ST-744659 (XQCDBaryons). S. Prelovsek was supported by Slovenian Research Agency ARRS (research core funding No. P1-0035 and No. J1-8137). We are grateful to the Mainz Institute for Theoretical Physics (MITP) for its hospitality and its partial support during the course of this work.

A Error treatment

Central values for all quantities \bar{Q} are obtained from the average of correlation matrices over the gauge ensemble, while the errors are based on $N_b = 999$ bootstrap samples. The 1σ standard error formulae for a Gaussian-distributed quantity Q provides the range that captures the central 68% of the bootstrap samples, which is represented by the gray bands in various figures.¹³ We present resonance masses, widths/couplings, pole positions, phase shifts and $|t|$ with the asymmetric errors $\bar{Q}_{-\sigma_-}^{+\sigma_+}$, where the interval $[\bar{Q} - \sigma_-, \bar{Q} + \sigma_+]$ contains the central 68% of the bootstrap samples. The remaining quantities such as energies, parameters of the scattering matrices are provided with symmetric errors $\sigma = \sqrt{\text{cov}_{ii}}$. Here cov is the modified correlation matrix defined as

$$\text{cor}_{ij} = \frac{\text{cov}_{ij}}{\sqrt{\text{cov}_{ii}\text{cov}_{jj}}}, \quad \text{cov}_{ij} = \frac{M}{N_b} \sum'_b (Q_i^b - \bar{Q}_i)(Q_j^b - \bar{Q}_j), \quad M = \frac{1}{0.443^2}. \quad (\text{A.1})$$

The sum indicated by a prime runs over the bootstrap samples b in which Q_i^b and Q_j^b are not among the 16% of the values excluded on either end. cov_{ii} in eq. (A.1) is equal to the standard covariance $\frac{1}{N_b} \sum_{b=1}^{N_b} (Q_i^b - \bar{Q}_i)^2$ for Gaussian-distributed quantities. cov_{ij} also coincides with the standard covariance for completely correlated or uncorrelated Gaussian-distributed quantities i and j . We have verified that the standard covariance and cov render almost identical errors on the energies and most of the parameters of the scattering matrix. The advantage of the modified correlation matrix is the exclusion of outliers for non-Gaussian distributions with long tails. Such distributions might occur for the bootstrap samples of scattering-matrix parametrizations due to the highly non-linear nature of the box-functions $B(E_{\text{cm}})$ in eq. (7.1).

B Eigen-energies

The figure 11 compares the original eigen-energies $E_{\text{cm}}^{\text{lat}}$ and the eigen-energies $E_{\text{cm}}^{\text{calc}}$ obtained via eq. (3.2). The energies E^{calc} are taken as inputs to the scattering matrix according to our approach towards discretization errors, as outlined in section 3.

¹³The central value \bar{Q} corresponds to the average over the gauge configurations and not to the average of the bootstrap samples, therefore it is possible that \bar{Q} is not within the range captured by the 68% of the bootstrap samples.

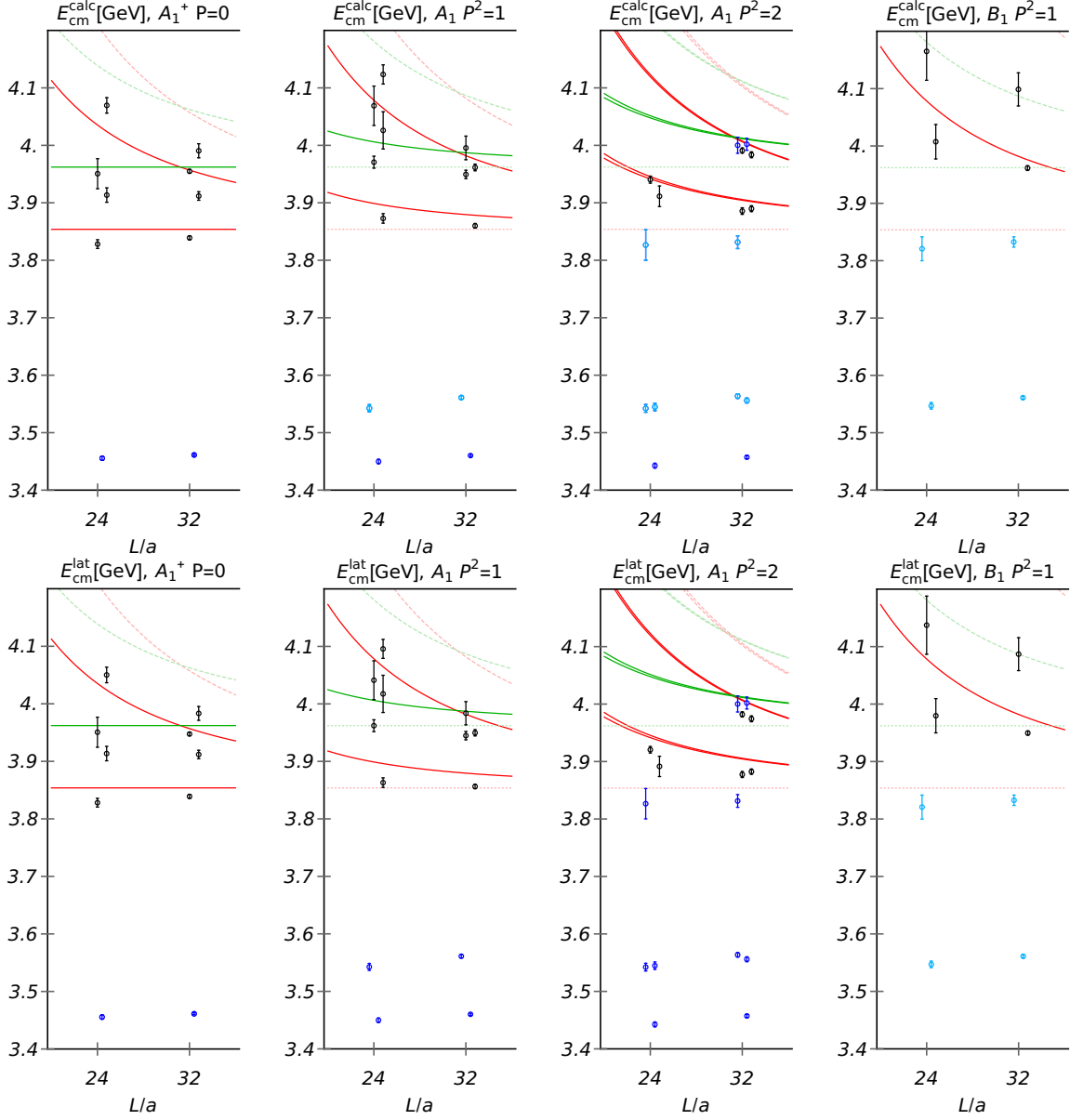


Figure 11. The lower figures present the original eigen-energies $E_{\text{cm}}^{\text{lat}}$ in four irreducible representations considered. The upper figures present the eigen-energies $E_{\text{cm}}^{\text{calc}}$ obtained via eq. (3.2) and match those in figure 2. The E^{calc} are inputs to our scattering analysis, while E^{lat} are considered to be less reliable input according to the discussion in section 3.

C Fitting the parameters of the scattering matrix

The parameters of the matrix \tilde{K} are determined from the energies presented in figure 2 via the quantization condition (7.1) following the determinant residual method proposed in ref. [46]. In this method, one determines the parameters such that the zeros of the $\Omega(E_{\text{cm}})$ function (which are identical to the zeros of the determinant in eq. (7.1))

$$\Omega(E_{\text{cm}}) = \frac{\det(A)}{\det((\mu^2 + AA^\dagger)^{1/2})}, \quad A(E_{\text{cm}}) = \tilde{K}^{-1}(E_{\text{cm}}) - B(E_{\text{cm}}), \quad (\text{C.1})$$

are as close as possible to E_{cm} extracted from the lattice. Our results are based on fits with $\mu = 1$ and the parameters change negligibly for values of μ in the interval [0.5, 8]. Examples of $\Omega(E_{\text{cm}})$ as a function of E_{cm} for the resulting parameters of the scattering matrix are given in figures 13 and 16. The values of E_{cm} where $\Omega(E_{\text{cm}})$ crosses zero are indeed near the positions of the observed lattice energies. We have verified that the number of zero-crossings equals the number of observed eigenstates in the energy-regions relevant for all our fits.

D More details on the analysis of the scattering channels

Below we specify the energy levels used for each analysis, referring to levels $E_{\text{cm},n}$ plotted in figure 2 counting from the lowest state with $n = 1$. Their values, their errors and covariance matrices can be obtained from the authors on request. The masses of the scattering particles are $m_D a = 0.8433(7)$ and $m_{D_s} a = 0.8670(4)$ on the $L/a = 32$ ensemble and $m_D a = 0.846(1)$ and $m_{D_s} a = 0.8669(6)$ on the $L/a = 24$ ensemble. For simplicity, we use the phase space factor from the full ensemble average during the pole search for all bootstrap samples. The central values are not affected by this procedure.

D.1 $D\bar{D}$ scattering with $l = 0$ near threshold

This analysis employs four energy levels closest to the $2m_D$ threshold in the $A_1^{(+)}$ irreps shown in figure 2: these are levels $n = 2(3)$ from $|\vec{P}| = 0(1)$ on both volumes. The charmonium-like state obtained lies just below threshold, therefore the relative error on its binding energy given in eq. (8.5) is large. We note that 6% of the bootstrap samples do not render any poles on the real axes — this corresponds to the bootstraps for which $p \cot \delta/E_{\text{cm}}$ just fails to cross the orange line in figure 3a. An additional 6% of the bootstrap samples render a virtual bound state — this corresponds to the bootstraps for which $p \cot \delta/E_{\text{cm}}$ crosses $ip/E_{\text{cm}} = |p|/E_{\text{cm}}$ rather than $-|p|/E_{\text{cm}}$ in figure 3a. Both of these scenarios happen in extreme cases and end up within the 32% of bootstrap samples that are excluded when computing the errors via (A.1). In figure 12, we present the pole positions along the (virtual) bound state constraints across the bootstrap samples showing the continuous distribution of the poles along the constraint curves and hence also across the Riemann sheets.

The preferred fit with the scattering parameters (8.2) utilizes the 4 levels shown in violet in figure 3a. We also performed the fits using the 3 lowest levels, the 6 lowest levels

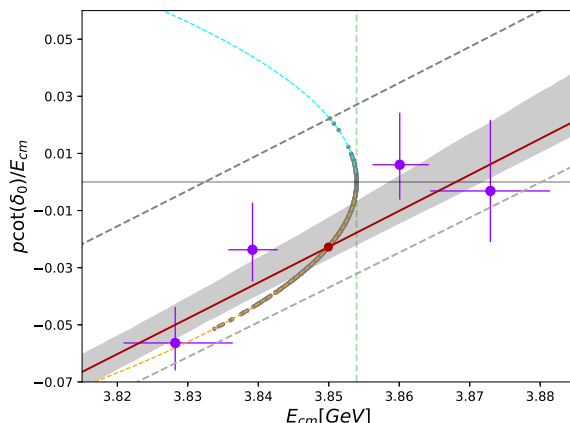


Figure 12. Pole distribution [gray filled circles] along the (virtual) bound state constraints [(cyan) orange dashed curve] in the elastic $D\bar{D}$ scattering. The energy levels [violet filled circles] considered in the fit and the fit results [red solid line and the gray band] are also shown. The two gray dashed lines represent the two extreme cases, one with the virtual bound state and one with no poles on the real axes.

and all 7 levels shown: the ensemble averages of the data lead to a bound state in all these fits and the binding energy is within the error given in eq. (8.5).

This analysis of $D\bar{D}$ scattering near threshold includes only the eigen-states with energies close to the threshold and omits the eigen-state related to $\chi_{c0}(1P)$, which is significantly below threshold. We are unable to constrain the $D\bar{D}$ scattering below the lowest violet point in figure 3a. Hence, the pole at around $E_{\text{cm}} \simeq 3.80$ GeV, which would arise at the crossing of the orange and red curves (and would violate the consistency check, see section VC of [25]), is below the region in which our analysis can reasonably be applied and also outside of the energy range of interest.

D.2 $D_s\bar{D}_s$ scattering with $l = 0$ near threshold in the one-channel approximation

This analysis employs only those eigenstates whose overlaps are dominated by $D_s\bar{D}_s$ operators and that do not have significant overlap with $D\bar{D}$ operators. These are the four levels in figure 2 near the $D_s\bar{D}_s$ threshold in the $A_1^{(+)}$ irreps: levels $n = 3, 4$ from $|\vec{P}|^2 = 0, 1$ on the $N_L = 24$ ensemble and levels $n = 4, 7$ from $|\vec{P}|^2 = 1, 2$ on $N_L = 32$. Here 97% of the bootstrap samples result in a bound-state pole, while 2.3% result in a virtual bound-state pole and 0.7% do not render any poles on the real axis — the latter two cases end up among the extremal 32% of bootstrap samples.

D.3 $D\bar{D}$ scattering with $l = 2$

$D\bar{D}$ scattering in partial wave $l = 2$ is not the main focus of our study. It was considered in order to investigate and constrain its contribution to the A_1 irreps we have studied. Since this partial wave was initially not the goal of our study, we did not evaluate all irreps where it appears (for example E^+ and T_2^+ for $P = 0$), instead we implemented only the B_1 irrep with $|\vec{P}|^2 = 1$. The extraction of the phase shift in eqs. (8.10), (8.11) employs four lattice

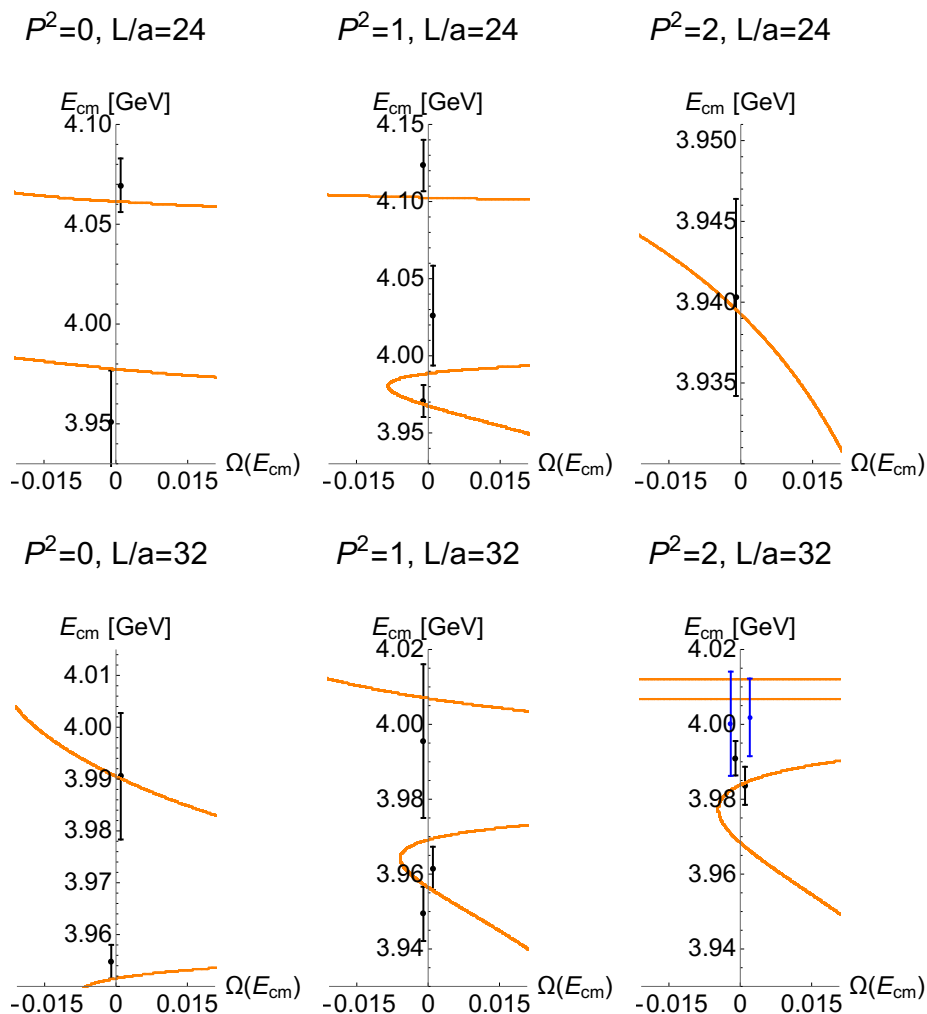


Figure 13. The function $\Omega(E_{\text{cm}})$ (defined in eq. (C.1)) for the resulting scattering matrix of the coupled channels $D\bar{D} - D_s\bar{D}_s$ (8.14) is given by the orange line. The observed eigen-energies are given by the circles: the black levels are employed to fit the parameters (8.14), while the blue circles are not.

levels in the B_1 irrep with $|\vec{P}|^2 = 1$: these are levels $n = 3, 4$ on both lattice volumes (levels $n = 1, 2$ correspond to the ground states with $J^{PC} = 2^{++}$ and 2^{-+} , respectively). A fit using only three lattice levels (omitting the higher level on the smaller volume) renders the resonance pole position $E^p = (4.013_{-0.016}^{+0.013}) - \frac{i}{2} (0.098_{-0.057}^{+0.044})$ GeV. This is compatible with our main result (8.11) and has a larger central value for the width.

D.4 Coupled $D\bar{D}$, $D_s\bar{D}_s$ scattering with $l = 0$ for $E_{\text{cm}} \simeq 3.9\text{--}4.13$ GeV

Figure 13 shows an example of $\Omega(E_{\text{cm}})$ (C.1) for the parameters of the coupled-channel scattering matrix given in eq. (8.14). The values of E_{cm} at which Ω crosses zero are indeed near the observed eigen-energies (indicated by the black circles). The number of crossings agrees with the number of observed levels in the relevant energy ranges.

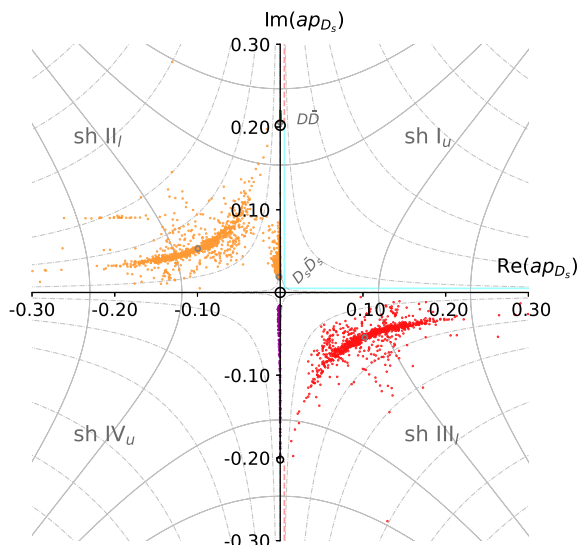


Figure 14. Pole distribution of different poles, presented in figure 6, across various bootstrap samples in the complex p_{D_s} plane where p_{D_s} is the momentum of the D_s meson in $D_s\bar{D}_s$ scattering in the CMF. The color coding of the poles are the same as in figure 6. The pole positions for the ensemble average of the data are shown with gray unfilled circles. The gray solid (dot-dashed) curves represent the lines of constant real (imaginary) aE_{cm} . The cyan line represents the physical axis presented in figure 1. The red dashed lines indicate the region below the elastic threshold, where the sheets are not connected.

In figure 14, we present the pole distribution across the bootstrap samples for various poles we extract in the complex p_{D_s} plane, where p_{D_s} is the momentum of the D_s meson in $D_s\bar{D}_s$ scattering in the CMF. The two islands of poles, one in sheet II and the other in sheet IV, lying close to $\text{Im}(ap_{D_s})$ are mutually exclusive and hence represent the same dynamics. The island in sheet II constitutes 70% of the samples, while a pole appears at a similar location on sheet IV in the remaining samples. Hence the results for the pole location related to $\chi_{c0}^{D_s\bar{D}_s}$ given in eq. (8.18) are based on the samples for which this pole appears on sheet II, whereas the errors on the rates and phase shifts presented in figures 7 and 8 are computed from the entire bootstrap samples.

E Coupled $D\bar{D}$, $D_s\bar{D}_s$ scattering in a wider energy region

In section 8, we discussed the analysis of rather narrow energy ranges with a linear and/or constant parametrization in s for the elements $\tilde{K}_{ij}^{-1}(s)/\sqrt{s}$ (see eq. (8.13)). A single description of coupled $D\bar{D} - D_s\bar{D}_s$ scattering encompassing the whole of the energy range from $2m_D$ up to 4.13 GeV requires additional parameters. This is difficult as, with the statistics and the number of lattice QCD ensembles available to us, the fits become unstable. Instead, as a cross-check, we model the infinite-volume scattering matrix in the wider energy range using the parametrizations similar to those presented in section 8. One of the aims is to verify that the resulting scattering matrix predicts the same number of finite-volume energy levels as observed in the actual simulation.

The t -matrix elements are modeled in the energy range $E_{\text{cm}} \simeq 2m_D - 4.13 \text{ GeV}$ as shown for \tilde{K}^{-1}/\sqrt{s} in figure 15. We require that they are continuous in energy and that they have continuous derivative. In the high energy region they asymptote to the linear dependence on s (7.2), (8.13) and the parameters are fixed to the values (8.14) obtained from the coupled-channel analysis. Below we provide more details on each t -matrix element in turn:

t_{11} The energy region considered is divided into three intervals, as shown by the red line in the figure. t_{11} asymptotes to the coupled and single channel results (of the main text) in the high and middle energy intervals, respectively. In order to ensure a smooth transition between two regions, we employ hyperbola-type shape for $\tilde{K}_{11}^{-1}/\sqrt{s}$

$$\left[\frac{\tilde{K}_{11}^{-1}}{\sqrt{s}} - a_{11} - b_{11}s \right] \left[\frac{\tilde{K}_{11}^{-1}}{\sqrt{s}} - a'_{11} - b'_{11}s \right] = c^{\text{hyp}} \quad (\text{E.1})$$

that smoothly asymptotes¹⁴ to the linear dependences $\tilde{K}_{11}^{-1}/\sqrt{s} = a_{11} + b_{11}s$ (8.14) and $\tilde{K}_{11}^{-1}/\sqrt{s} = a'_{11} + b'_{11}s$ (8.2). The four parameters a, b are fixed to the values in the main text. The value of the smoothing parameter c^{hyp} is the only free parameter of \tilde{K}_{ij}^{-1} in this appendix. Its value $c^{\text{hyp}} = 0.00021(2)$ is obtained from fitting the scattering matrix to all energy levels and the resulting fit has $\chi^2/\text{d.o.f.} = 1.8$. In the region below $D\bar{D}$ threshold, we choose a shape of \tilde{K}_{11}^{-1} which prevents the occurrence of a second bound-state (this would correspond to the red and orange lines in the figure intersecting a second time). The exact form of this choice is not important as this is beyond the region of interest.

t_{12} In the upper region $\tilde{K}_{12}^{-1}/\sqrt{s}$ asymptotes to the constant value of the coupled channel analysis (8.14). In the region near $D\bar{D}$ threshold, where the effects from $D_s\bar{D}_s$ channel are expected to be negligible, it asymptotes to zero. The smooth transition between two constant values is ensured by using the sigmoid function.

t_{22} This element is parametrized as in eq. (8.14), for the entire energy region, see the black line in the figure. Note that we ignore any crossing of the $D_s\bar{D}_s$ bound state condition with the t_{22} parametrization that occurs well below the $D\bar{D}$ threshold.

We find that the number of poles with the above-designed scattering matrix is the same as that obtained from the analysis of the separate energy regions. The pole locations on the various complex Riemann sheets and their residues are also almost unchanged. Following Lüscher's finite-volume analysis, we extracted the finite-volume spectrum from this scattering matrix. In figure 16, we present the $\Omega(E_{\text{cm}})$ function defined in eq. (C.1). The zeros of $\Omega(E_{\text{cm}})$ are the predictions for the finite-volume spectrum derived from the scattering matrix. The points indicate the energy levels observed in the actual simulation. It is clear from the figure that the predicted spectrum agrees qualitatively with the lattice energy levels within the energy range of interest and that the same number of levels are obtained.

¹⁴The transition is smooth for positive c^{hyp} , while it corresponds to an abrupt transition between two lines for $c^{\text{hyp}} = 0$.

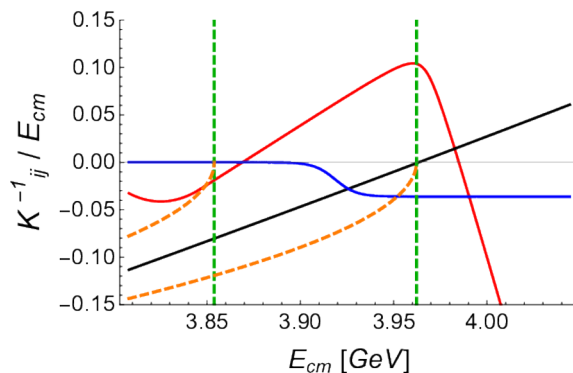


Figure 15. The modeled \hat{K}^{-1}/\sqrt{s} -matrix elements for the coupled $D\bar{D} - D_s\bar{D}_s$ scattering: red for $D\bar{D} \rightarrow D\bar{D}$, black for $D_s\bar{D}_s \rightarrow D_s\bar{D}_s$ and blue for $D_s\bar{D}_s \rightarrow D\bar{D}$. The green dashed lines indicate the $D\bar{D}$ and the $D_s\bar{D}_s$ thresholds. The left orange dashed line gives the bound state constraint for $D\bar{D}$ channel. The right orange line gives the bound state constrain for the $D_s\bar{D}_s$ channel in the limit that the two channels are decoupled.

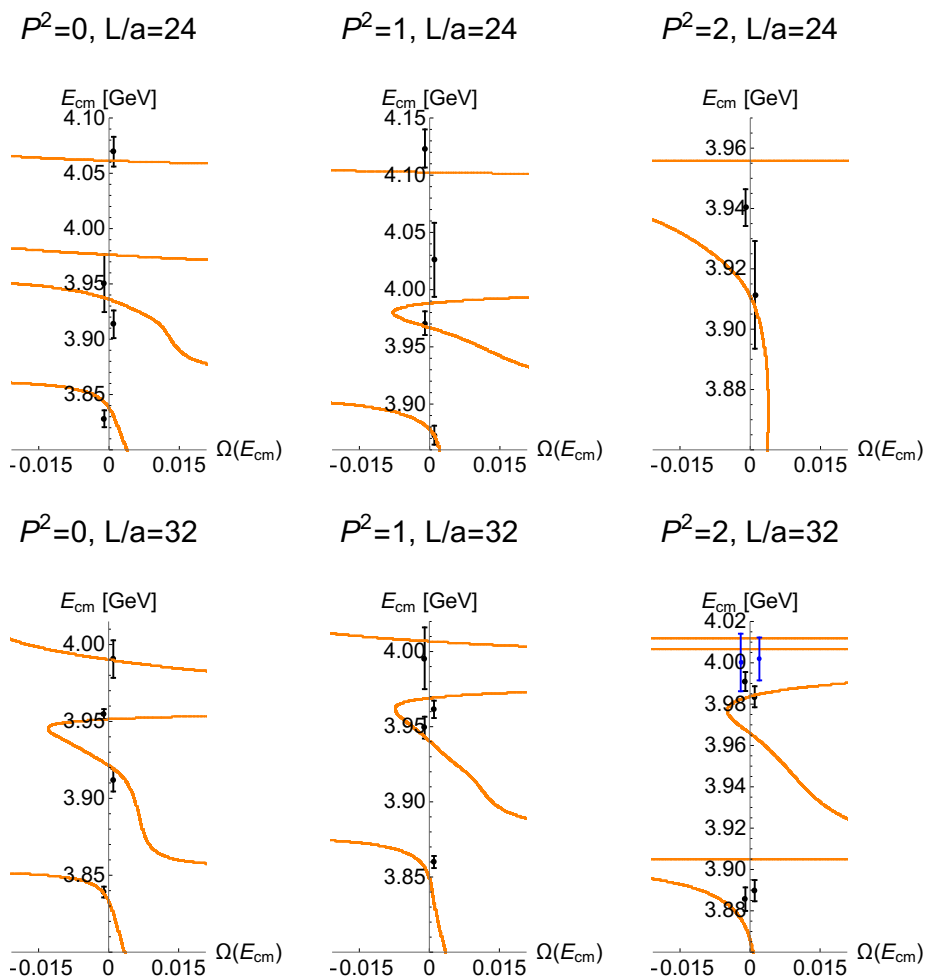


Figure 16. The $\Omega(E_{cm})$ function (defined in eq. (C.1)) for the scattering matrix of the coupled channels $D\bar{D} - D_s\bar{D}_s$ in the wider energy region ($E_{cm} \simeq 2m_D - 4.1$ GeV) is given by the orange line. The observed eigen-energies are given by circles and the coloring is the same as in figure 2.

Open Access. This article is distributed under the terms of the Creative Commons Attribution License ([CC-BY 4.0](https://creativecommons.org/licenses/by/4.0/)), which permits any use, distribution and reproduction in any medium, provided the original author(s) and source are credited.

References

- [1] BELLE collaboration, *Observation of an alternative $\chi_{c0}(2P)$ candidate in $e^+e^- \rightarrow J/\psi D\bar{D}$* , *Phys. Rev. D* **95** (2017) 112003 [[arXiv:1704.01872](https://arxiv.org/abs/1704.01872)] [[INSPIRE](#)].
- [2] PARTICLE DATA collaboration, *Review of Particle Physics*, *Prog. Theor. Exp. Phys.* **2020** (2020) 083C01 [[INSPIRE](#)].
- [3] LHCb collaboration, *Amplitude analysis of the $B^+ \rightarrow D^+ D^- K^+$ decay*, *Phys. Rev. D* **102** (2020) 112003 [[arXiv:2009.00026](https://arxiv.org/abs/2009.00026)] [[INSPIRE](#)].
- [4] LHCb collaboration, *A model-independent study of resonant structure in $B^+ \rightarrow D^+ D^- K^+$ decays*, *Phys. Rev. Lett.* **125** (2020) 242001 [[arXiv:2009.00025](https://arxiv.org/abs/2009.00025)] [[INSPIRE](#)].
- [5] BABAR collaboration, *Observation of $Y(3940) \rightarrow J/\psi\omega$ in $B \rightarrow J/\psi\omega K$ at BABAR*, *Phys. Rev. Lett.* **101** (2008) 082001 [[arXiv:0711.2047](https://arxiv.org/abs/0711.2047)] [[INSPIRE](#)].
- [6] BELLE collaboration, *Observation of a charmonium-like enhancement in the $\gamma\gamma \rightarrow \omega J/\psi$ process*, *Phys. Rev. Lett.* **104** (2010) 092001 [[arXiv:0912.4451](https://arxiv.org/abs/0912.4451)] [[INSPIRE](#)].
- [7] BABAR collaboration, *Evidence for the decay $X(3872) \rightarrow J/\psi\omega$* , *Phys. Rev. D* **82** (2010) 011101 [[arXiv:1005.5190](https://arxiv.org/abs/1005.5190)] [[INSPIRE](#)].
- [8] BABAR collaboration, *Study of $X(3915) \rightarrow J/\psi\omega$ in two-photon collisions*, *Phys. Rev. D* **86** (2012) 072002 [[arXiv:1207.2651](https://arxiv.org/abs/1207.2651)] [[INSPIRE](#)].
- [9] R.F. Lebed and A.D. Polosa, *$\chi_{c0}(3915)$ As the Lightest $c\bar{c}s\bar{s}$ State*, *Phys. Rev. D* **93** (2016) 094024 [[arXiv:1602.08421](https://arxiv.org/abs/1602.08421)] [[INSPIRE](#)].
- [10] D. Gamermann, E. Oset, D. Strottman and M.J. Vicente Vacas, *Dynamically generated open and hidden charm meson systems*, *Phys. Rev. D* **76** (2007) 074016 [[hep-ph/0612179](https://arxiv.org/abs/hep-ph/0612179)] [[INSPIRE](#)].
- [11] D. Gamermann and E. Oset, *Hidden charm dynamically generated resonances and the $e^+e^- \rightarrow J/\psi D\bar{D}$, $J/\psi D\bar{D}^*$ reactions*, *Eur. Phys. J. A* **36** (2008) 189 [[arXiv:0712.1758](https://arxiv.org/abs/0712.1758)] [[INSPIRE](#)].
- [12] M. Lüscher, *Volume Dependence of the Energy Spectrum in Massive Quantum Field Theories. 2. Scattering States*, *Commun. Math. Phys.* **105** (1986) 153 [[INSPIRE](#)].
- [13] M. Lüscher, *Two particle states on a torus and their relation to the scattering matrix*, *Nucl. Phys. B* **354** (1991) 531 [[INSPIRE](#)].
- [14] M. Lüscher, *Signatures of unstable particles in finite volume*, *Nucl. Phys. B* **364** (1991) 237 [[INSPIRE](#)].
- [15] HADRON SPECTRUM collaboration, *Resonances in coupled $\pi K - \eta K$ scattering from quantum chromodynamics*, *Phys. Rev. Lett.* **113** (2014) 182001 [[arXiv:1406.4158](https://arxiv.org/abs/1406.4158)] [[INSPIRE](#)].
- [16] D.J. Wilson, J.J. Dudek, R.G. Edwards and C.E. Thomas, *Resonances in coupled $\pi K, \eta K$ scattering from lattice QCD*, *Phys. Rev. D* **91** (2015) 054008 [[arXiv:1411.2004](https://arxiv.org/abs/1411.2004)] [[INSPIRE](#)].
- [17] HADRON SPECTRUM collaboration, *An a_0 resonance in strongly coupled $\pi\eta, K\bar{K}$ scattering from lattice QCD*, *Phys. Rev. D* **93** (2016) 094506 [[arXiv:1602.05122](https://arxiv.org/abs/1602.05122)] [[INSPIRE](#)].

- [18] R.A. Briceño, J.J. Dudek, R.G. Edwards and D.J. Wilson, *Isoscalar $\pi\pi, K\bar{K}, \eta\eta$ scattering and the σ, f_0, f_2 mesons from QCD*, *Phys. Rev. D* **97** (2018) 054513 [[arXiv:1708.06667](#)] [[INSPIRE](#)].
- [19] G. Moir, M. Peardon, S.M. Ryan, C.E. Thomas and D.J. Wilson, *Coupled-Channel $D\pi, D\eta$ and $D_s\bar{K}$ Scattering from Lattice QCD*, *JHEP* **10** (2016) 011 [[arXiv:1607.07093](#)] [[INSPIRE](#)].
- [20] CLQCD collaboration, *A coupled-channel lattice study on the resonance-like structure $Z_c(3900)$* , *Chin. Phys. C* **43** (2019) 103103 [[arXiv:1907.03371](#)] [[INSPIRE](#)].
- [21] HAL QCD collaboration, *Fate of the Tetraquark Candidate $Z_c(3900)$ from Lattice QCD*, *Phys. Rev. Lett.* **117** (2016) 242001 [[arXiv:1602.03465](#)] [[INSPIRE](#)].
- [22] HAL QCD collaboration, *The tetraquark candidate $Z_c(3900)$ from dynamical lattice QCD simulations*, *J. Phys. G* **45** (2018) 024002 [[arXiv:1706.07300](#)] [[INSPIRE](#)].
- [23] C.B. Lang, L. Leskovec, D. Mohler and S. Prelovsek, *Vector and scalar charmonium resonances with lattice QCD*, *JHEP* **09** (2015) 089 [[arXiv:1503.05363](#)] [[INSPIRE](#)].
- [24] M. Padmanath et al., *Identifying spin and parity of charmonia in flight with lattice QCD*, *Phys. Rev. D* **99** (2019) 014513 [[arXiv:1811.04116](#)] [[INSPIRE](#)].
- [25] S. Piemonte, S. Collins, D. Mohler, M. Padmanath and S. Prelovsek, *Charmonium resonances with $J^{PC} = 1^{--}$ and 3^{--} from $\bar{D}D$ scattering on the lattice*, *Phys. Rev. D* **100** (2019) 074505 [[arXiv:1905.03506](#)] [[INSPIRE](#)].
- [26] R. Brett, J. Bulava, J. Fallica, A. Hanlon, B. Hörz and C. Morningstar, *Determination of s - and p -wave $I = 1/2$ $K\pi$ scattering amplitudes in $N_f = 2 + 1$ lattice QCD*, *Nucl. Phys. B* **932** (2018) 29 [[arXiv:1802.03100](#)] [[INSPIRE](#)].
- [27] M. Bruno et al., *Simulation of QCD with $N_f = 2 + 1$ flavors of non-perturbatively improved Wilson fermions*, *JHEP* **02** (2015) 043 [[arXiv:1411.3982](#)] [[INSPIRE](#)].
- [28] RQCD collaboration, *Lattice simulations with $N_f = 2 + 1$ improved Wilson fermions at a fixed strange quark mass*, *Phys. Rev. D* **94** (2016) 074501 [[arXiv:1606.09039](#)] [[INSPIRE](#)].
- [29] M. Bruno, T. Korzec and S. Schaefer, *Setting the scale for the CLS $2 + 1$ flavor ensembles*, *Phys. Rev. D* **95** (2017) 074504 [[arXiv:1608.08900](#)] [[INSPIRE](#)].
- [30] M. Lüscher and S. Schaefer, *Lattice QCD with open boundary conditions and twisted-mass reweighting*, *Comput. Phys. Commun.* **184** (2013) 519 [[arXiv:1206.2809](#)] [[INSPIRE](#)].
- [31] D. Mohler and S. Schaefer, *Remarks on strange-quark simulations with Wilson fermions*, *Phys. Rev. D* **102** (2020) 074506 [[arXiv:2003.13359](#)] [[INSPIRE](#)].
- [32] HADRON SPECTRUM collaboration, *A Novel quark-field creation operator construction for hadronic physics in lattice QCD*, *Phys. Rev. D* **80** (2009) 054506 [[arXiv:0905.2160](#)] [[INSPIRE](#)].
- [33] C. Morningstar et al., *Improved stochastic estimation of quark propagation with Laplacian Heaviside smearing in lattice QCD*, *Phys. Rev. D* **83** (2011) 114505 [[arXiv:1104.3870](#)] [[INSPIRE](#)].
- [34] R.A. Briceño, *Two-particle multichannel systems in a finite volume with arbitrary spin*, *Phys. Rev. D* **89** (2014) 074507 [[arXiv:1401.3312](#)] [[INSPIRE](#)].
- [35] J.J. Dudek, R.G. Edwards, M.J. Peardon, D.G. Richards and C.E. Thomas, *Toward the excited meson spectrum of dynamical QCD*, *Phys. Rev. D* **82** (2010) 034508 [[arXiv:1004.4930](#)] [[INSPIRE](#)].

- [36] C.E. Thomas, R.G. Edwards and J.J. Dudek, *Helicity operators for mesons in flight on the lattice*, *Phys. Rev. D* **85** (2012) 014507 [[arXiv:1107.1930](#)] [[INSPIRE](#)].
- [37] J.J. Dudek, R.G. Edwards and C.E. Thomas, *S and D-wave phase shifts in isospin-2 $\pi\pi$ scattering from lattice QCD*, *Phys. Rev. D* **86** (2012) 034031 [[arXiv:1203.6041](#)] [[INSPIRE](#)].
- [38] R.A. Briceño, J.J. Dudek and R.D. Young, *Scattering processes and resonances from lattice QCD*, *Rev. Mod. Phys.* **90** (2018) 025001 [[arXiv:1706.06223](#)] [[INSPIRE](#)].
- [39] A.X. El-Khadra, A.S. Kronfeld and P.B. Mackenzie, *Massive fermions in lattice gauge theory*, *Phys. Rev. D* **55** (1997) 3933 [[hep-lat/9604004](#)] [[INSPIRE](#)].
- [40] M.B. Oktay and A.S. Kronfeld, *New lattice action for heavy quarks*, *Phys. Rev. D* **78** (2008) 014504 [[arXiv:0803.0523](#)] [[INSPIRE](#)].
- [41] C. Michael, *Adjoint Sources in Lattice Gauge Theory*, *Nucl. Phys. B* **259** (1985) 58 [[INSPIRE](#)].
- [42] M. Lüscher and U. Wolff, *How to Calculate the Elastic Scattering Matrix in Two-dimensional Quantum Field Theories by Numerical Simulation*, *Nucl. Phys. B* **339** (1990) 222 [[INSPIRE](#)].
- [43] B. Blossier, M. Della Morte, G. von Hippel, T. Mendes and R. Sommer, *On the generalized eigenvalue method for energies and matrix elements in lattice field theory*, *JHEP* **04** (2009) 094 [[arXiv:0902.1265](#)] [[INSPIRE](#)].
- [44] M. Döring, U.-G. Meißner, E. Oset and A. Rusetsky, *Unitarized Chiral Perturbation Theory in a finite volume: Scalar meson sector*, *Eur. Phys. J. A* **47** (2011) 139 [[arXiv:1107.3988](#)] [[INSPIRE](#)].
- [45] M.T. Hansen and S.R. Sharpe, *Multiple-channel generalization of Lellouch-Lüscher formula*, *Phys. Rev. D* **86** (2012) 016007 [[arXiv:1204.0826](#)] [[INSPIRE](#)].
- [46] C. Morningstar et al., *Estimating the two-particle K-matrix for multiple partial waves and decay channels from finite-volume energies*, *Nucl. Phys. B* **924** (2017) 477 [[arXiv:1707.05817](#)] [[INSPIRE](#)].
- [47] D.J. Wilson, R.A. Briceño, J.J. Dudek, R.G. Edwards and C.E. Thomas, *Coupled $\pi\pi, K\bar{K}$ scattering in P-wave and the ρ resonance from lattice QCD*, *Phys. Rev. D* **92** (2015) 094502 [[arXiv:1507.02599](#)] [[INSPIRE](#)].
- [48] C. Hidalgo-Duque, J. Nieves, A. Ozpineci and V. Zamiralov, *X(3872) and its Partners in the Heavy Quark Limit of QCD*, *Phys. Lett. B* **727** (2013) 432 [[arXiv:1305.4487](#)] [[INSPIRE](#)].
- [49] V. Baru, E. Epelbaum, A.A. Filin, C. Hanhart, U.-G. Meißner and A.V. Nefediev, *Heavy-quark spin symmetry partners of the X(3872) revisited*, *Phys. Lett. B* **763** (2016) 20 [[arXiv:1605.09649](#)] [[INSPIRE](#)].
- [50] BELLE collaboration, *Production of New Charmoniumlike States in $e^+e^- \rightarrow J/\psi D^{(*)}\bar{D}^{(*)}$ at $\sqrt{s} \simeq 10.6$ GeV*, *Phys. Rev. Lett.* **100** (2008) 202001 [[arXiv:0708.3812](#)] [[INSPIRE](#)].
- [51] BABAR collaboration, *Observation of the $\chi_{c2}(2p)$ Meson in the Reaction $\gamma\gamma \rightarrow D\bar{D}$ at BaBar*, *Phys. Rev. D* **81** (2010) 092003 [[arXiv:1002.0281](#)] [[INSPIRE](#)].
- [52] LHCb collaboration, *Near-threshold $D\bar{D}$ spectroscopy and observation of a new charmonium state*, *JHEP* **07** (2019) 035 [[arXiv:1903.12240](#)] [[INSPIRE](#)].
- [53] L.R. Dai, J.-J. Xie and E. Oset, *$B^0 \rightarrow D^0\bar{D}^0K^0$, $B^+ \rightarrow D^0\bar{D}^0K^+$, and the scalar $D\bar{D}$ bound state*, *Eur. Phys. J. C* **76** (2016) 121 [[arXiv:1512.04048](#)] [[INSPIRE](#)].
- [54] L.R. Dai, G. Toledo and E. Oset, *Searching for a $D\bar{D}$ bound state with the $\psi(3770) \rightarrow \gamma D^0\bar{D}^0$ decay*, *Eur. Phys. J. C* **80** (2020) 510 [[arXiv:2004.05204](#)] [[INSPIRE](#)].

- [55] E. Wang, H.-S. Li, W.-H. Liang and E. Oset, *Analysis of the $\gamma\gamma \rightarrow D\bar{D}$ reaction and the $D\bar{D}$ bound state*, *Phys. Rev. D* **103** (2021) 054008 [[arXiv:2010.15431](#)] [[INSPIRE](#)].
- [56] C.W. Xiao and E. Oset, *Three methods to detect the predicted $D\bar{D}$ scalar meson $X(3700)$* , *Eur. Phys. J. A* **49** (2013) 52 [[arXiv:1211.1862](#)] [[INSPIRE](#)].
- [57] BELLE collaboration, *Observation of a χ'_{c2} candidate in $\gamma\gamma \rightarrow D\bar{D}$ production at BELLE*, *Phys. Rev. Lett.* **96** (2006) 082003 [[hep-ex/0512035](#)] [[INSPIRE](#)].
- [58] J.F. Giron and R.F. Lebed, *Spectrum of the hidden-bottom and the hidden-charm-strange exotics in the dynamical diquark model*, *Phys. Rev. D* **102** (2020) 014036 [[arXiv:2005.07100](#)] [[INSPIRE](#)].
- [59] W. Chen, H.-X. Chen, X. Liu, T.G. Steele and S.-L. Zhu, *Mass spectra for $qc\bar{q}\bar{c}$, $sc\bar{s}\bar{c}$, $qb\bar{q}\bar{b}$, $sb\bar{s}\bar{b}$ tetraquark states with $J^{PC} = 0^{++}$ and 2^{++}* , *Phys. Rev. D* **96** (2017) 114017 [[arXiv:1706.09731](#)] [[INSPIRE](#)].
- [60] S. Heybrock et al., *Lattice QCD with Domain Decomposition on Intel® Xeon Phi Co-Processors*, in proceedings of the *International Conference for High Performance Computing, Networking, Storage and Analysis*, New Orleans, LA, U.S.A., 16–21 November 2014, pp. 69–80 [[arXiv:1412.2629](#)] [[INSPIRE](#)].
- [61] S. Heybrock, M. Rottmann, P. Georg and T. Wettig, *Adaptive algebraic multigrid on SIMD architectures*, *PoS LATTICE 2015* (2016) 036 [[arXiv:1512.04506](#)] [[INSPIRE](#)].
- [62] D. Richtmann, S. Heybrock and T. Wettig, *Multiple right-hand-side setup for the $DD-\alpha$ AMG*, *PoS LATTICE 2015* (2016) 035 [[arXiv:1601.03184](#)] [[INSPIRE](#)].
- [63] P. Georg, D. Richtmann and T. Wettig, *pMR: A high-performance communication library*, *PoS LATTICE 2016* (2017) 361 [[arXiv:1701.08521](#)] [[INSPIRE](#)].
- [64] SciDAC, LHPC and UKQCD collaborations, *The Chroma software system for lattice QCD*, *Nucl. Phys. B Proc. Suppl.* **140** (2005) 832 [[hep-lat/0409003](#)] [[INSPIRE](#)].
- [65] P. Arts et al., *QPACE 2 and Domain Decomposition on the Intel Xeon Phi*, *PoS LATTICE 2014* (2015) 021 [[arXiv:1502.04025](#)] [[INSPIRE](#)].