

ERRATA

“Geometric Moiré Methods with Enhanced Sensitivity by Optical/Digital Fringe Multiplication,” B. Han, P. Ifju and D. Post, Vol. 33, No. 3 (Sept. 1993). The figure labelled Fig. 1 on page 196 is incorrect. The correct Fig. 1 appears below.




Fig. 1—(a) Geometric moiré pattern; (b) complementary fringe pattern; (c) pattern obtained by subtraction and inversion of negative values; (d) sharpened contours corresponding to (c)

The photographs in figures labelled Fig. 5, Fig. 7 and Fig. 8, on pages 198 and 199 of Vol. 33, were not printed clearly. Fig. 5, Fig. 7 and Fig. 8 have been reproduced. EXPERIMENTAL MECHANICS regrets these errors and apologizes for any confusion it has caused its readers.

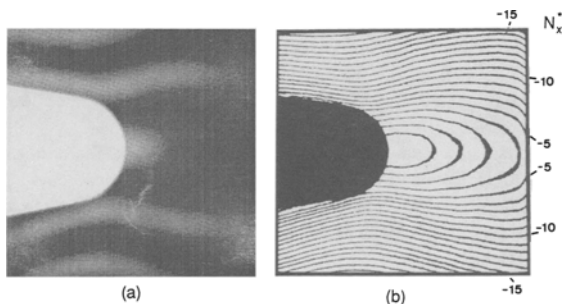


Fig. 5—(a) Moiré pattern of the transverse displacement field; (b) the corresponding O/DFM pattern for multiplication by 10

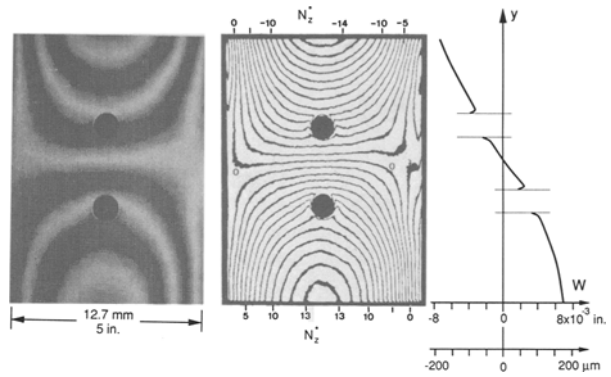


Fig. 7—(a) Shadow moiré pattern; (b) the corresponding O/DFM pattern for multiplication by 6; (c) displacement W along vertical center line. The compressive load was 30,000 lb or 133 kN




Fig. 8—(a) Shadow moiré pattern; (b) multiplication by 10