

Hierarchical Image Representation Simplification Driven by Region Complexity

Petra Bosilj¹, Sébastien Lefèvre¹, and Ewa Kijak²

¹ Univ. Bretagne-Sud, UMR 6074, IRISA, F-56000 Vannes, France
{Petra.Bosilj,Sebastien.Lefevre}@irisa.fr

² Univ. Rennes I, UMR 6074, IRISA, F-35000 Rennes, France
Ewa.Kijak@irisa.fr

Abstract. This article presents a technique that arranges the elements of hierarchical representations of images according to a coarseness attribute. The choice of the attribute can be made according to prior knowledge about the content of the images and the intended application. The transformation is similar to filtering a hierarchy with a non-increasing attribute, and comprises the results of multiple simple filterings with an increasing attribute. The transformed hierarchy can be used for search space reduction prior to the image analysis process because it allows for direct access to the hierarchy elements at the same scale or a narrow range of scales.

Keywords: hierarchical representation, tree structures, image filtering, segmentation and grouping, image region analysis.

1 Introduction

Hierarchical image representations have been used in applications as diverse as object detection [22], video segmentation [11], image segmentation and filtering [1, 18], image simplification [16] and image compression [11]. They encode the composition of complex image structures by proposing the unions between simple image regions most likely to correspond to objects [22]. The choice of representation is application specific and is a compromise between *representation size* and *information retained by the representation elements* [10, 22]. The organization these hierarchies reflects the inclusion relations between the regions and provides the means to detect and analyze objects at different levels of detail by examining the fine features present in small scale regions [10].

Among many equivalent representations used for such hierarchies (e.g. [1, 5, 7]), a representation by a tree structure is the direct one. Each node in such a tree corresponds to one of the regions in the representation, while the parent-child relations correspond to inclusions between regions (cf. Fig. 1).

A common property among all tree representations is that the leaf nodes represent the fine image structures, increasing in complexity with proximity to the root. The *coarseness inherent to the representation* could be defined as a distance from the node to the root of the tree. This inherent coarseness *does*

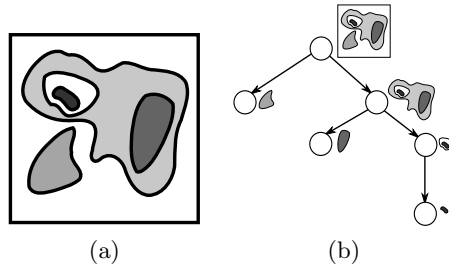


Fig. 1. The tree in (b) is a hierarchical representation of (a)

not, in the general case, accurately reflect the region complexity and can not be used to compare any two regions. But, if some coarseness measure for the objects of interest is known prior to main image analysis step, the relevant search space could be limited to structures with a similar level of coarseness.

The transformation presented hereafter assigns an external coarseness measure to all the nodes and rearranges them accordingly while preserving the hierarchical relations. New coarseness measure is chosen among increasing attributes on the tree, reflecting that the complexity of regions increases along each branch even if it can not be directly compared. The nodes of the same coarseness are pruned and at most one region of a certain coarseness per branch is kept. The result is a representation where the node levels correspond to the coarseness of the regions represented by the nodes and every tree level comprises only nodes of the same coarseness. This in turn enables limiting the search space when dealing with objects whose coarseness can be estimated by directly accessing only the regions of the relevant coarseness. Additionally, the search space is reduced even for objects with unknown coarseness, as the number of regions after the transformation can only decrease. This property makes the transformation suited for processing hierarchies that are too fine before the image analysis step.

In the next section, basic notions used throughout the article are introduced. Section 3 explains the effects of the proposed transformation, gives the algorithm and the estimation of the algorithm complexity. The approach is compared to previous works on the topic in Sect. 4, while the advantages and the potential applications of the presented algorithm are summarized in Sect. 5.

2 Properties of Tree Superclasses

In this section, we first offer a summary of some basic definitions about trees before discussing the differences between two superclasses, the *partitioning* and *inclusion* trees. Notations similar to the ones used here are used throughout literature (e.g. [14, 16]), and the reader can refer to these works for more details about directed and undirected graphs associated with image representations.

A tree $\mathcal{T} = (M, P)$ can be defined as a directed graph, where M is the vertex (node) set and P the edge set of the graph. If there exists an edge $e_{m,n}$ between two nodes m and n in \mathcal{T} , m is called *the parent of n* and n a *child of m* .

The nodes without children are called *leaf* nodes. The only node in the tree with no parent is called the *root*. A path \mathcal{P} in \mathcal{T} from n_1 to n_k is defined as (n_1, \dots, n_k) such that for all $1 \leq i < k$, the node n_i is a parent of n_{i+1} . The vertex m is called *an ancestor of n* if there exists a path \mathcal{P} in \mathcal{T} from m to n .

Let $C = \{n_1, \dots, n_k\}$ be a set of nodes. C is a *cut of the tree* if every path \mathcal{P} from the root to any leaf passes through a single node $n_j \in C$. The *level* of the root is the length of the longest path from the root to any of the leaves. Let n be any node in the tree except the root and l_n the length of the path from the root to n . The level of the node n is equal to the level of the root decreased by l_n . A *level of a tree* is a cut in which all the nodes have the same level.

2.1 Trees as Hierarchical Image Representations

Let I be a monochannel digital image consisting of a set of pixels, f a function that assigns to each pixel p its intensity value, and $\mathcal{G} = (V, E)$ the associated undirected graph. The vertex set V contains all the pixels while the edge set E indicates their adjacency relation (cf. [14] for more details). In a tree $\mathcal{T} = (M, P)$ corresponding to a hierarchical representation of I , every node n corresponds to a connected image region. The underlying graph $\mathcal{R}(n)$ of a connected region represented by the node n consists of a set of region pixels $V(n)$ and the edge set $E(n) = \{e_{p,q} \in E | p, q \in V(n)\}$ by the adjacency relation.

In such a representation the sets of pixels of two nodes are either disjoint, $V(n) \cap V(m) = \emptyset$, or one of the nodes is an ancestor of the other. In case the node m is the ancestor of n , the following relation holds: $V(n) \subseteq V(m)$. If m is a parent node in the tree and n_1, \dots, n_k are all the children of m , the edge set of m can, in general case, be described as follows:

$$V(m) = V(n_1) \cup \dots \cup V(n_k) \cup S, \quad (1)$$

where S is a pixel set comprising pixels with the following property:

$$S = \{p_1, \dots, p_l\}, l \geq 0 \quad (2)$$

such that $\forall i \in \{1..l\}, \forall j \in \{1..k\}, p_i \notin V(n_j)$.

Additionally, the pixel set S has to be such that the region $\mathcal{R}(m) = (V(m), E(m))$ is a *connected* region in I . Additional constraints will be introduced when describing trees from each of the superclasses. Despite the differences in inclusion order and types of regions dependent of the choice of tree, there are common properties within the superclasses, discussed hereafter.

2.2 Partitioning and Inclusion Trees

The common property among all **partitioning trees** is that the leaves correspond to regions of a fine partition of the image (e.g. initial over-segmentation [22], image flat zones [7, 10], watershed segmentation results [7]). Every cut of the tree is also a partition. Similarity between neighboring regions is either calculated based on a global similarity measure between region models (e.g. binary

partition tree [22]) or depends on local measures between neighboring pixels on the region borders (e. g. α -tree [7, 9, 16], alternate local measures [2, 17]). More similar regions are merged earlier in the construction process.

We will presume in this article that the tree is constructed *with no redundancies*, i.e. no two nodes represent the same region of the image I (the term is also used in [9] in the context of α -trees). For partitioning trees, this means that every inner node has strictly more than 1 child. If, due to the construction process, the same region appears multiple times in the hierarchy, we will simply say that the node representing it appears on multiple levels without duplicating the node. Instead of just a level, we assign a *level range* $[lMin, lMax)$ to the node. $lMin$ and $lMax$ are then defined as the lowest levels in the tree on which the node does and does not appear on, respectively. The maximal level of a node is equal to the minimal level of its parent. The root node is the exception, existing only on the maximal level present in the tree. Representing a tree with redundancies as a tree without them results in no loss of information (illustrated in Fig. 2).

Since the leaf nodes already form an image partition, no new pixels are added when constructing a parent node. Any inner region is a union of at least two of its children. Partitioning trees with no redundancies can be formalized by adding the constraint $k > 1$ in (1) and $l = 0$ in (2).

For **inclusion trees**, no explicit measure defining the merging order is present. Leaves in these trees are either image intensity maxima, minima, or both, and do not form a partition of the image. *Level sets* [4, 19] of an image are obtained by thresholding the image, and looking at connected components formed by pixels p with intensities $f(p)$ above (for *upper* level sets) or below the threshold (for *lower* level sets). Inclusion trees are built based on inclusion relations between the level sets of the same type (min- and max-trees [3, 6]) or of both types (level line trees [4, 19, 21], dual-input max-trees [8]).

We also presume no redundancies in the inclusion trees, which in this context means that a region not represented by a leaf node can only be formed by adding, to an existing region (or regions), the pixels of one or more flat zones not included in the region(s) yet. *Flat zones* [13] of an image I are connected regions of same intensity pixels with maximal size. The set of pixels of an inner node can not be formed by merging multiple child regions without adding new pixels. All the construction algorithms for commonly used inclusion hierarchies produce inclusion trees with no redundancies as their output [4, 6, 19]. The only constraint to add to the general definition of tree hierarchies is $l > 0$ in (2).

3 The Proposed Transformation

The algorithm for imposing an external coarseness measure on a tree representation of an image without redundancies is presented in this section. The output is also a tree representation with no redundancies, whose levels comprise nodes with the same value of the coarseness measure.

The first assumption of the algorithm, explained already in Sect. 2.2, is that the tree representation is without redundancies. The second condition pertains

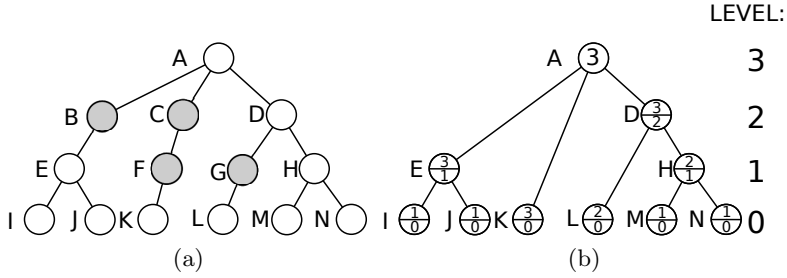


Fig. 2. The tree shown in (a) has redundant nodes, marked in gray. The levels of the nodes are displayed on the right of the trees. By removing the redundancies we get the tree shown in (b) (the level range $[LMin, LMax]$ is displayed inside the nodes).

to the attribute $K(\cdot)$ used as a new coarseness measure for regions. An attribute $K(\cdot)$ is said to be *increasing* [14] on a tree if the attribute value of a parent m node is always greater than or equal to the attribute values for all its children n_i : $K(m) \geq K(n_i)$. The coarseness measure used must be an increasing attribute (discussed in Sect. 1), and the algorithm assumes that the values of this increasing attribute were assigned to the nodes of the tree *before the transformation*. Many interesting attributes (e.g. intensity range, component area) can be assigned to nodes directly during tree construction. More attribute possibilities can be found in [12, 15], but the final choice always depends on the intended application and known properties of object of interest and image domain.

Transformation results can be interpreted as a hierarchy formed by stacking, for threshold values ranging from zero to maximal value of the attribute, the leaf nodes of trees obtained by performing attribute filtering [12] on the original tree with an increasing attribute. The result is a tree representation of this hierarchy with no redundancies. A node present as a leaf in the hierarchy after an attribute filtering with a threshold T will have T included in its level range in the result. After the transformation, the tree cuts stacked to produce a new tree can be directly accessed. This definition extends easily to attributes that take continuous values, where the node can belong to a continuous range of levels.

3.1 The Algorithm

Assuming no redundancies and that the attribute values are already calculated for every node, the algorithm can be described in very simple terms: in a bottom-up traversal of the tree, if we discover a node with an attribute value equal to the attribute value of its parent, we should add all the child-nodes of this node to the children set of its parent, and then delete the node. This is summarized in Algorithm 1. The attribute value assigned to a node in the original tree becomes the minimal level of that node if the node is kept after the transformation. The tree before and after the transformation is shown in Fig. 3(a) and 3(b).

If the tree is stored in the straightforward way, the memory requirements are proportional to number of image pixels (c.f. Sect. 3.2). Highest cut of the

```

1 function rearrangeTree(Node):
2   foreach Child ∈ Node.children do
3     rearrangeTree(Child)
4   if Node.attributeValue = Node.parent.attributeValue then
5     add Node.children to Node.parent.children
6     delete Node
7   else
8     Node.minLevel ← Node.attributeValue
9     Node.maxLevel ← Node.parent.attributeValue

```

Algorithm 1. The proposed transformation

tree comprising nodes with coarseness lower or equal to the desired level is then selected by performing a top-down traversal of the tree and keeping the first node in each branch with satisfying coarseness level. Memory requirements rise if we want faster access. For each level of the tree we store a pointer to the left-most node and, for each node and each level in the level range of the node, the first next node at that level in the tree. Figures 3(b) and 3(c) illustrate the information which needs to be stored to enable direct access to any tree level. Once the first node in a level of a tree is accessed, the pointers to the next nodes can be followed to access all the nodes of that level.

3.2 Complexity Analysis

From the pseudocode, it is visible that the algorithm is linear in the number of nodes in the tree. In order to estimate the complexity of the algorithm, we must estimate the maximum number of tree nodes in a tree $\mathcal{T} = (M, P)$ with no redundancies, compared to the number of pixels N in the image I with the corresponding graph $\mathcal{G} = (V, E)$, where $N = \text{card}(V)$. The estimation is done separately for partitioning and inclusion types of trees.

The maximum number of leaves in a **partitioning tree** is achieved if the elements of the finest partition represented by the tree are pixels. Since the tree has no redundancies, every inner node in the tree has at least 2 distinct child nodes. The number of inner nodes is less or equal than that of a binary tree with the same number of leaves, and never exceeds the number of leaves in the tree. There are at most N leaves, so the maximum number of nodes in any partitioning tree is lower than $2N$.

The maximum number of nodes in an **inclusion tree** is achieved if every node adds the smallest possible number of pixels, i.e. 1 pixel, to the region it represents. As there are no overlaps between the regions of different branches, each pixel in the image can be added to the set of region pixels exactly once. Regardless of the number of leaf nodes in the inclusion tree and given that there are N pixels in the image, there can be at most N nodes in any inclusion tree.

Considering that the number of nodes in any tree image representation without redundancies is linear in the number of image pixels and the transformation

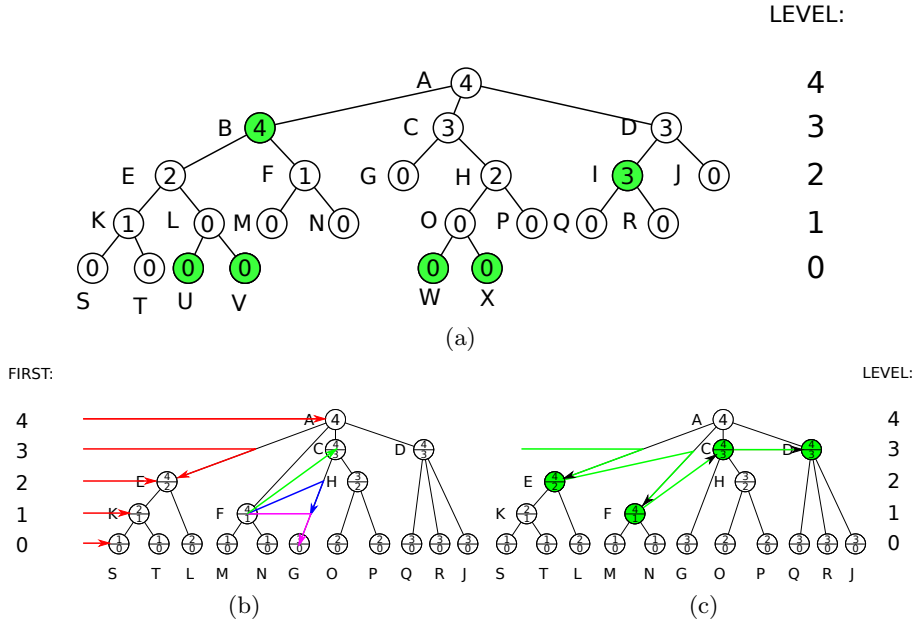


Fig. 3. Subfigure (a) shows the original tree before the transformation, with attribute values displayed in the nodes and the nodes to be removed highlighted in green. In both subfigures (b) and (c), the level range is displayed inside the nodes. Subfigure (b) shows pointers to beginning of every tree level, needed for direct access to levels. Entries like the one shown for node *F* keep the next node for every level [1, 4] (level 1: *G* (purple), 2: *G* (blue), 3: *C* (green)) and need to be stored for every node. Subfigure (c) shows accessing the third level of the tree using the stored pointers.

algorithm is linear in the number of tree nodes, we can conclude that the complexity of the algorithm is linear in the number of image pixels, $O(N)$. The overall complexity of producing such a transformed tree from the original image depends on the choice of the original underlying tree, the complexity of the construction algorithm for the chosen tree type and additional costs (if any) of calculating node attribute values.

4 Similar Approaches

The search through the literature for alternate approaches to selecting the coarsest tree-cut satisfying some constraint found such attempts only in the domain of partitioning trees. Imposing constraints on components of another partitioning hierarchy in a way that the hierarchical relations between the remaining components are preserved was first explored in [15]. The work in [15] only provides the definitions of constrained components and the potential applications while the algorithm for selecting such constrained components is not proposed.

The approaches presented in [5, 9] were demonstrated on α -trees, but are applicable to all partitioning trees. Due to the definition of α -connectivity, the α -connected components suffer from the chaining effect [17, 18]. This effect causes some nodes close to the leaves of the tree to be complex regions instead representing the fine details of the image. Because of this, the concept of constrained connectivity was introduced [16] together with the notion of an (ω) -hierarchy by imposing global component range constraints on α -connected components. This component range constraint can be viewed as an external coarseness measure.

In [9], the approach to extract just one level of the (ω) -hierarchy at a time is presented. Their approach for creating the desired partition is equivalent to the process of attribute filtering (with an increasing attribute) [12] on the hierarchical image representation, but they only use the leaf nodes of the filtered hierarchy. The algorithm presented herein was inspired by the idea from [9] and adopted its bottom-up approach to tree traversal. The difference is that stopping the tree traversal as soon as the attribute values are above the chosen threshold, as in [9], returns only one partition, while continuing the traversal to the root of the tree as proposed here builds a structure containing the information on partitions for every possible threshold value. The algorithm presented here can be compared to the direct rule of simplifying the tree with a non-increasing criterion [11]. The criterion for keeping the node is that the attribute value assigned to it is strictly smaller than that of its parent.

The main contribution of [5] is a representation of partitioning tree hierarchies in the framework of edge-weighted graphs, proving that any partitioning hierarchy can be represented by an *ultrametric watershed*. They present an algorithm to calculate the ultrametric watershed representation for any hierarchy by imposing an increasing constraint on the initial hierarchical segmentation. Applying the constraints on the original hierarchy is linear in the number of image pixels and the complexity, $O(N)$, is commensurable with the complexity of the algorithm presented in this article. Similarly to the algorithm presented here, the overall complexity of calculating a hierarchical segmentation based on constrained connectivity as presented in [5] depends on the complexity of calculating the original hierarchy and calculating the attribute values for each of the original tree components. However, since [5] is operating on ultrametric watersheds, their approach is not applicable to inclusion trees.

5 Discussion and Conclusion

Applying additional constraints on a hierarchical partitioning of an image is already well explored in [5, 9, 15]. The earliest works on the topic [15] suggest varying the constraint threshold parameters to control the degree of image simplification. When the node level does not coincide with the perceived complexity of the represented region (e.g. the chaining effect in α -trees), applying constraints rearranges the hierarchy according to a more precise external coarseness measure [9, 15]. The results can also be interpreted as performing an attribute filtering with all threshold values simultaneously and storing all the results within a same

structure [9]. In image segmentation, regions of a hierarchical image partition are treated as “puzzle pieces” [15, 16] used to compose a segmentation. The transformation reduces hierarchy size, lowering the number of “puzzle choices” and simplifying the calculation of the segmentation. Binary partition trees used for object detection [22] generate partitions so fine that a second merging criterion is used in order to generate a coarse partition in which the potential detections are marked before the object can be detected in the fine parts of the hierarchy. By reducing the size of the hierarchy, better detection could be achieved by using more complex algorithms or a more exhaustive search.

In the domain of inclusion trees, many applications would benefit of the reduction in the search space. Finding the k most prominent structures in an image (cf. [6]) depends directly on the size of the tree. Transforming an inclusion hierarchy simplifies the image in a way similar to the one presented in [15] for partitioning trees. The image simplification technique using level line trees proposed in [4], based on area size, can also be applied to a hierarchy first simplified using a different coarseness attribute. An image comparison method proposed in [4] relies on assigning attributes to describe the regions of the hierarchy and then checking one of the images for presence of shapes similar to shapes present in the other image. Since the method is already working by finding *similar* (and not the same) shapes, a simplification of hierarchies before image comparison would reduce the overall number of comparisons speed up the process. The beginnings of using hierarchical image representations in content-based image retrieval rely on examining image structural elements corresponding to the nodes in the tree [21] and would also benefit from the reduction in hierarchy size. As the approach to background detection presented in [20] depends on the values of several thresholds, multiple precision results could be obtained simultaneously by applying the presented transformation instead of a simple tree filtering only.

This article presented a technique which imposes an external coarseness measure on hierarchical image representations, applicable to both partitioning and inclusion trees. In addition to solving the problem for a larger class of hierarchies than [5], the proposed approach is intuitive and simple to implement and operates on the direct representations of image hierarchies – the tree representations. Many potential applications listed provide interesting directions for future work, taking advantage of the transformation going a step further in search space size reduction compared to directly using hierarchical image representations.

References

1. Cousty, J., Najman, L.: Incremental Algorithm for Hierarchical Minimum Spanning Forests and Saliency of Watershed Cuts. In: Soille, P., Pesaresi, M., Ouzounis, G.K. (eds.) ISMM 2011. LNCS, vol. 6671, pp. 272–283. Springer, Heidelberg (2011)
2. Gueguen, L., Soille, P.: Frequent and Dependent Connectivities. In: Soille, P., Pesaresi, M., Ouzounis, G.K. (eds.) ISMM 2011. LNCS, vol. 6671, pp. 120–131. Springer, Heidelberg (2011)
3. Jones, R.: Connected Filtering and Segmentation using Component Trees. *Computer Vision and Image Understanding* 75(3), 215–228 (1999)

4. Monasse, P., Guichard, F.: Fast Computation of a Contrast-Invariant Image Representation. *IEEE Transactions on Image Processing* 9(5), 860–872 (2000)
5. Najman, L.: On the Equivalence Between Hierarchical Segmentations and Ultrametric Watersheds. *JMIV* 40(3), 231–247 (2011)
6. Najman, L., Couprie, M.: Building the Component Tree in Quasi-Linear Time. *IEEE Transactions on Image Processing* 15(11), 3531–3539 (2006)
7. Soille, P., Najman, L.: On Morphological Hierarchical Representations for Image Processing and Spatial Data Clustering. In: Köthe, U., Montanvert, A., Soille, P. (eds.) *WADGMM 2010. LNCS*, vol. 7346, pp. 43–67. Springer, Heidelberg (2012)
8. Ouzounis, G., Wilkinson, M.: Mask-Based Second-Generation Connectivity and Attribute Filters. *IEEE Transactions on Pattern Analysis and Machine Intelligence* 29(6), 990–1004 (2007)
9. Ouzounis, G.K., Soille, P.: Pattern Spectra from Partition Pyramids and Hierarchies. In: Soille, P., Pesaresi, M., Ouzounis, G.K. (eds.) *ISMM 2011. LNCS*, vol. 6671, pp. 108–119. Springer, Heidelberg (2011)
10. Salembier, P., Garrido, L.: Binary Partition Tree as an Efficient Representation for Image Processing, Segmentation, and Information Retrieval. *IEEE Transactions on Image Processing* 9(4), 561–576 (2000)
11. Salembier, P., Oliveras, A., Garrido, L.: Antiextensive Connected Operators for Image and Sequence Processing. *IEEE Transactions on Image Processing* 7(4), 555–570 (1998)
12. Salembier, P., Wilkinson, M.H.F.: Connected Operators. *IEEE Signal Processing Magazine* 26(6), 136–157 (2009)
13. Serra, J.C., Salembier, P.: Connected operators and pyramids. In: Dougherty, E.R., Gader, P.D., Serra, J.C. (eds.) *Image Algebra and Morphological Image Processing IV. SPIE*, vol. 2030, pp. 65–76. SPIE Press, San Diego (1993)
14. Soille, P.: *Morphological Image Analysis: Principles and Applications*, 2nd edn. Springer, New York (2003)
15. Soille, P.: On Genuine Connectivity Relations Based on Logical Predicates. In: *Proc. of the 14th Int. Conf. on Image Analysis and Processing*, pp. 487–492. IEEE Computer Society Press, Los Alamitos (2007)
16. Soille, P.: Constrained Connectivity for Hierarchical Image Partitioning and Simplification. *IEEE Transactions on Pattern Analysis and Machine Intelligence* 30(7), 1132–1145 (2008)
17. Soille, P.: Preventing Chaining Through Transitions While Favouring It within Homogeneous Regions. In: Soille, P., Pesaresi, M., Ouzounis, G.K. (eds.) *ISMM 2011. LNCS*, vol. 6671, pp. 96–107. Springer, Heidelberg (2011)
18. Soille, P., Grazzini, J.: Constrained Connectivity and Transition Regions. In: Wilkinson, M.H.F., Roerdink, J.B.T.M. (eds.) *ISMM 2009. LNCS*, vol. 5720, pp. 59–69. Springer, Heidelberg (2009)
19. Song, Y.: A Topdown Algorithm for Computation of Level Line Trees. *IEEE Transactions on Image Processing* 16(8), 2107–2116 (2007)
20. Song, Y., Zhang, A.: Locating Image Background by Monotonic Tree. In: Caulfield, H., Chen, S.H., Cheng, H.D., Duro, R., Honovar, V., Kerre, E.E., Lu, M., Romay, M., Shih, T., Ventura, D., Wang, P., Yang, Y. (eds.) *6th Joint Conf. on Information Sciences*, pp. 879–884. Association for Intelligent Machinery, Inc., Durham (2002)
21. Song, Y., Zhang, A.: Analyzing scenery images by monotonic tree. *ACM Multimedia Systems J.* 8(6), 495–511 (2003)
22. Vilaplana, V., Marques, F., Salembier, P.: Binary Partition Trees for Object Detection. *IEEE Transactions on Image Processing* 17(11), 2201–2216 (2008)