



EMME: A Formal Tool for ECMAScript Memory Model Evaluation

Cristian Mattarei¹(✉), Clark Barrett¹, Shu-yu Guo², Bradley Nelson³,
and Ben Smith³

¹ Stanford University, Stanford, CA, USA
{mattarei,barrett}@cs.stanford.edu

² Mozilla, Mountain View, USA
shu@rfrn.org

³ Google Inc., Mountain View, USA
{bradnelson,binji}@google.com



Abstract. Nearly all web-based interfaces are written in JavaScript. Given its prevalence, the support for high performance JavaScript code is crucial. The ECMA Technical Committee 39 (TC39) has recently extended the ECMAScript language (i.e., JavaScript) to support shared memory accesses between different threads. The extension is given in terms of a natural language memory model specification. In this paper we describe a formal approach for validating both the memory model and its implementations in various JavaScript engines. We first introduce a formal version of the memory model and report results on checking the model for consistency and other properties. We then introduce our tool, EMME, built on top of the Alloy analyzer, which leverages the model to generate all possible valid executions of a given JavaScript program. Finally, we report results using EMME together with small test programs to analyze industrial JavaScript engines. We show that EMME can find bugs as well as missed opportunities for optimization.

1 Introduction

As web-based applications written in JavaScript continue to increase in complexity, there is a corresponding need for these applications to interact efficiently with modern hardware architectures. Over the last decade, processor architectures have moved from single-core to multi-core, with the latter now present in the vast majority of both desktop and mobile platforms. In 2012, an extension to JavaScript was standardized [20] which supports the creation of multi-threaded parallel Web Workers with message-passing. More recently, the committee responsible for JavaScript standardization extended the language to support shared memory access [10]. This extension integrates a new datatype

Mozilla—At the time this work was done.

C. Mattarei—This work was supported by a research grant from Google. We would also like to thank JF Bastien from Apple for his support of this project.

called *SharedArrayBuffer* which allows for concurrent memory accesses, thus enabling more efficient multi-threaded program interaction.

Given a multi-threaded program that uses shared memory, there can be several possible valid executions of the program, given that reads and writes may concurrently operate on the same shared memory and that every thread can have a different view of it. However, not all behaviors are allowed, and the separation between valid and invalid behaviors is defined by a *memory model*. In one common approach, memory models are specified using axioms, and the correctness of a program execution is determined by checking its consistency with the axioms in the memory model. Given a set of memory operations (i.e., reads and writes) over shared memory, the memory model defines which combinations of written values each read event can observe. Because many different programs can have the same behaviors, the memory model is also particularly important for helping to determine the set of possible optimizations that a compiler can apply to a given program. As an example, a memory model could specify that the only allowed multi-threaded executions are those that are equivalent to a sequential program composed of some interleaving of the events in each thread. This model is the most stringent one and is called sequential consistency. With this approach, all threads observe the same total order of events. However, this model has significant performance limitations. In particular, it requires all cores/processors to synchronize their local cache with each other in order to maintain a coherent order of the memory events. In order to overcome such limitations, weaker memory models have been introduced. The ECMAScript Memory Model is a weak model.

Memory models are notoriously challenging to analyze with conventional testing alone, due to their non-intuitive semantics and formal axiomatic definitions. As a result, formal methods are frequently used in order to verify and validate the correctness of memory models [4–7, 18]. Some of these models apply to instruction set architectures, whereas others apply to high-level programming languages. In this work, we use formal methods to validate the ECMAScript Memory Model and to analyze the correctness and performance of different implementations of ECMAScript engines. JavaScript is usually regarded as a high-level programming language, but its memory model is decidedly low-level and more closely matches that of instruction set architectures than that of other languages. The analyses that we provide are based on a formalization of the memory model using the Alloy language [12], which is then combined with a formal translation of the program to be analyzed in order to compute its set of valid executions. This result can then be used to automatically generate litmus tests that can be run on a concrete ECMAScript engine, allowing the developers to evaluate its correctness. The concrete executions observed when running the ECMAScript engine can either be a subset of, be equivalent to, or be a superset of the valid executions. Standard litmus test analyses usually target the latter case (incorrect engine behavior), providing little information in the other cases. However, when the concrete engine’s observed executions are a relatively small subset of the valid executions, (e.g., 1/5 the size), this can indicate a missed opportunity for code optimization. As part of our work, we introduce a novel approach in such cases that is able to identify specific predicates over

the memory model that are always consistent with the executions of the concrete engine, thus providing guidance about where potential optimization opportunities might exist.

The analyses proposed in this paper have been implemented in a tool called **ECMAScript Memory Model Evaluator (EMME)**, which has been used to validate the memory model and to test the compliance of all major ECMAScript engines, including Google’s V8 [1], Apple’s JSC [2], and Mozilla’s SpiderMonkey [3].

The rest of the paper is organized as follows: Sect. 2 covers related work on formal analysis of memory models; Sect. 3 describes the ECMAScript Memory Model and its formal representation; Sect. 4 characterizes the analyses that are presented in this paper; Sect. 5 provides an overview of the Alloy translation; Sect. 6 concentrates on the tool implementation and the design choices that were made; Sect. 7 provides an evaluation of the performance of the different techniques proposed in this paper; Sect. 8 describes the results of the analyses performed on the ECMAScript Memory Model and several specific engine implementations; and Sect. 9 provides concluding remarks.

2 Related Work

Most modern multiprocessor systems implement relaxed memory models, enabling them to deliver better performance when compared to more strict models. Well known approaches such as Sequential Consistency (SC), Processor Consistency (PC), Relaxed-Memory Order (RMO), Total Store Order (TSO), and Partial Store Order (PSO) are mainly directed towards relaxing the constraints on when read and write operations can be reordered.

The formal analysis of weak memory model hardware implementations has typically been done using SAT-based techniques [5,9]. In [4], a formal analysis based on Coq is used in order to evaluate SC, TSO, PSO, and RMO memory models. The DIY tool developed in [4] generates assembly programs to run against Power and x86 architectures. In contrast, in this work we concentrate on the analysis of the ECMAScript memory model, assuming the processor behavior is correct.

MemSAT [19] is a formal tool, based on Alloy [12], that allows for the verification of axiomatic memory models. Given a program enriched with assertions, MemSAT finds a trace execution (if it exists) where both assertions and the axioms in the memory model are satisfied.

An analysis of the C++ memory model is presented in [6]. The formalization is based on the LEM language [17], and the CPPMem software provides all possible interpretations of a C/C++ program consistent with the memory model. More recently, an approach based on Alloy and oriented towards synthesizing litmus tests is proposed in [14].

In this paper, we build on ideas present in MemSAT and CPPMem to build a tool for JavaScript. Our EMME tool can provide the set of valid executions for a given input JavaScript program, and it can also generate litmus tests suitable for

evaluating the correctness of JavaScript engine implementations. In contrast to previous work, we also analyze situations where the litmus tests provide correct results but expose a discrepancy between the number of observed behaviors in the implementation and what is possible given the specification.

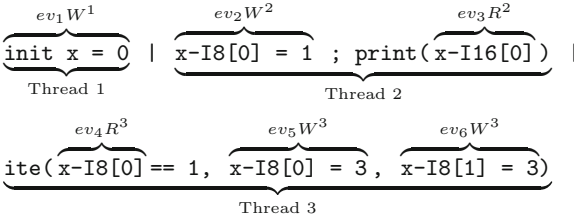


Fig. 1. Concurrent program example

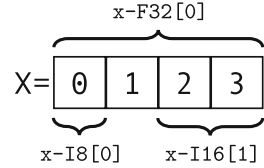


Fig. 2. Shared memory views

3 The ECMAScript Memory Model

The objective of the ECMAScript Memory Model is to precisely define when an execution of a concurrent program that relies on shared memory is valid. From the point of view of the Memory Model, a JavaScript program can be abstracted as a set of threads, each of them composed of an ordered set of shared memory events. Each memory event has a set of attributes that specify its: operation (*Read*, *Write*, or *ReadModifyWrite*); ordering (*SeqCst*, *Unordered*, or *Init*); tear type (whether a single read operation can read from two different writes to the same location); (source or destination) memory block and address; payload value; and modify operation (in the case of a *ReadModifyWrite*). The shared memory is essentially an array of bytes, and a memory operation reads, writes, or modifies it. In these operations, the bytes can be interpreted either as *signed/unsigned integer* values or as *floating point* values. For instance, in Fig. 2, the notation `x-I16[1]` represents an access to the memory block `x` starting at index 1, where the bytes are interpreted as 16-bit signed integers (i.e., I16), while `x-F32[0]` stands for a 32-bit floating point value starting at byte 0.

Formally, a program is defined as a set of events E and a partial order between them, namely the *Agent Order*, that encodes the thread structure. For the example in Fig. 1, the set of events is defined as $E = \{ev_1 W^1, ev_2 W^2, ev_3 R^2, ev_4 R^3, ev_5 W^3, ev_6 W^3\}$, with agent order $AO = AO^1 \cup AO^2 \cup AO^3$, where AO^1 , AO^2 , and AO^3 are the agent orders for each thread: $AO^1 = \{\}$, $AO^2 = \{(ev_2 W^2, ev_3 R^2)\}$, and $AO^3 = \{(ev_4 R^3, ev_5 W^3), (ev_4 R^3, ev_6 W^3), (ev_5 W^3, ev_6 W^3)\}$.

The execution semantics of a program is given by the *Reads Bytes From* (RBF) relation, a ternary relation which relates two events and a single byte index i , with the interpretation that the first event reads the byte at index i which was written by the second event. Looking again at the example in Fig. 1,

one of the possible valid assignments to the RBF relation is $\{(ev_4R^3, ev_1W^1, 0), (ev_3R^2, ev_2W^2, 0), (ev_3R^2, ev_6W^3, 1)\}$, meaning that the *Read* event ev_4R^3 reads byte 0 from ev_1W^1 (taking the else branch), and ev_3R^2 reads byte 0 from ev_2W^2 and 1 from ev_6W^3 .

The combination of a (finite) set of events $E = \{e_1, \dots, e_n\}$, an agent order $AO \in E \times E$, and a *Reads Bytes From RBF* $\in E \times E \times \mathbb{N}$ relation identify a *Candidate Execution*, and the purpose of the Memory Model is to partition this set into *Valid* and *Invalid* executions. The separation is defined as a formula that is satisfiable if and only if the *Candidate Execution* is *Valid*. Given a *Candidate Execution*, the Memory Model constructs a set of supporting relations in order to assess its validity:

- *Reads From* (RF): a binary relation that generalizes RBF by dropping the byte location;
- *Synchronizes With* (SW): the synchronization relation between sequentially consistent writes and reads;
- *Happens Before* (HB): a partial order relation between all events;
- *Memory Order* (MO): a total order relation between sequentially consistent events.

Finally, a *Candidate Execution* is valid when the following predicates hold:

- *Coherent Reads* (CR): RF and HB relations are consistent;
- *Tear Free Reads* (TFR): for reads and writes for which the tear attribute is false, a single read event cannot read from two different write events (both of which are to the same memory address);
- *Sequential Consistent Atomics* (SCA): the MO relation is not empty.

3.1 Formal Representation

The formalization of the ECMAScript Memory Model is based on the formal definition of a *Memory Operation*, shown in Definition 1.

Definition 1 (Memory Operation). *A Memory Operation is a tuple $\langle ID, O, T, R, B, M, A \rangle$ where:*

- ID is a unique event identifier;
- $O \in \{\text{Read } (R), \text{Write } (W), \text{ReadModifyWrite } (M)\}$ is the operation;
- $T \in \mathbb{B}$ is the Tear attribute;
- $R \in \{\text{Init } (I), \text{SeqCst } (SC), \text{Unordered } (U)\}$ is the order attribute;
- B is the name of a Shared Data Block;
- M is a set of integers representing the memory addresses in B accessed by the operation O , with the requirement that $M = \{i \in \mathbb{N} \mid \text{ByteIndex} \leq i < \text{ByteIndex} + \text{ElementSize}\}$, for some $\text{ByteIndex}, \text{ElementSize} \in \mathbb{N}$
- $A \in \mathbb{B}$ is an Activation attribute.

Note that this definition differs slightly from the one used in [10] (though the underlying semantics are the same). The differences make the model easier to reason about formally and include:

- In [10], the memory address range for an operation is represented by two numbers, the *ByteIndex* and the *ElementSize*, whereas in Definition 1, we represent the memory address range explicitly as a set of bytes (which must contain some set of consecutive numbers, so the two representations are equivalent). This representation allows for a simpler encoding of some operators like computing the intersection of two address ranges.
- Definition 1 omits the payload and modify operation attributes, as these are only needed to compute the concrete value(s) of the data being read or written. The formal model does not need to reason about such concrete values in order to partition candidate executions into valid and invalid ones. Furthermore, for any specific candidate execution of a JavaScript program, these values can be computed from the original program using the RBF relation.
- The activation attribute A is an extension used to encode whether an event should be considered active based on the control flow path taken in an execution. In particular, we model *if-then-else* statements by enabling or disabling the events in the then and else branches depending on the value of the condition.

All relations in [10] (i.e., RBF, RF, SW, HB, and MO) are included in the formal model, and their semantics are defined using set operations, while the predicates (i.e., CR, TFR, and SCA) are expressed as formulas. The resulting formulation of the Memory Model, combining all constraints and predicates, is shown in Eq. (1). Details of our implementation of this formulation are given in Sect. 5.

$$\begin{aligned}
 MM(E, AO, RF, RBF, SW, HB, MO) &:= \varphi_{RBF}(RBF, E) \wedge \varphi_{RF}(RF, E, RBF) \\
 &\wedge \varphi_{SW}(SW, E, RF) \wedge \varphi_{HB}(HB, E, AO, SW) \wedge \varphi_{MO}(MO, E, HB, SW) \\
 &\wedge CR(E, HB, RBF) \wedge TFR(E, RF) \wedge SCA(MO)
 \end{aligned} \tag{1}$$

4 Formal Analyses

The design and development of a critical (software or hardware) system often follows a process in which high-level requirements (such as the standards committee’s specification of the memory model) are used to guide an actual implementation. This process can be integrated with different formal analyses to ensure that the result is a faithful implementation with respect to the requirements. In this section, we describe the set of analyses that we used to validate the requirements and implementations of the ECMAScript Memory Model. Results of our analyses are reported in Sect. 8.

4.1 Formal Requirements Validation

The ECMAScript Memory Model defines a set of *constraints* which together make up a formula (Eq. (1)). The solutions of this formula are the valid executions. The Memory Model also lists a number of *assertions*, formulas that are expected to be true in every valid execution (and thus must follow from the constraints). Complete formal requirements validation would require checking two things: (i) the constraints are consistent with each other, i.e. they contain no contradictions; and (ii) each assertion is logically entailed by the set of constraints in the Memory Model. However, because we used Alloy (see Sect. 5) we were unable to show full logical entailment, as Alloy can only reason about a finite number of events. So we instead showed that for finite sets of events up to a certain size, (i) and (ii) hold. In future work, we plan to explore using an SMT solver to see if we can prove unbounded entailment in some cases. When (i) or (ii) do not hold, there is a bug in either the requirements or the formal modeling of the requirements. To help debug problems with (i), we used the *unsat core* feature of Alloy, which identifies a subset of the constraints that are inconsistent. To further aid debugging, we labeled each constraint c_i with a Boolean activation variable av_i (i.e. we replaced c_i with $(av_i \rightarrow c_i) \wedge av_i$). This allowed us to inspect the *unsat core* for activation variables and immediately discern which constraints were active in producing the unsatisfiable result.

4.2 Implementation Testing

The *Implementation testing* phase analyzes whether a specific JavaScript engine correctly implements the ECMAScript Memory Model. In particular, given a program with shared memory operations, we generate: (1) the set of valid executions, (2) a litmus test, and (3) behavioral coverage constraints.

Valid Executions. This analysis lists all of (and only) the behaviors that the (provided) program can exhibit that are consistent with the Memory Model specification. The encoding of the problem is based on the following definition:

$$\text{VE}(E, \text{AO}) := \{(\text{RBF}, \text{HB}, \text{MO}, \text{SW}) \mid \\ \text{MM}(E, \text{AO}, \text{RF}, \text{RBF}, \text{SW}, \text{HB}, \text{MO}) \text{ is SAT}\}$$

where $\text{VE}(E, \text{AO})$ is the complete (and finite because the program itself is finite) set of possible assignments to the RBF, HB, MO, and SW relations. Each assignment corresponds to a *valid* execution.

Litmus Tests. *Litmus test generation* uses the generated list of valid executions to construct a JavaScript program enriched with an assertion that is violated if the output of the program does not match any of the valid executions. A litmus test is executed multiple times (e.g., millions), in order to increase the chance of exposing a problem if there is one.

The result of running a litmus test many times can (in general) have one of three outcomes: the assertion is violated at least once, the assertion is not violated and all possible executions are observed, and the assertion is not violated

and only some of the possible executions are observed. More specifically, given a program P , the set of its valid executions $VE(P)$, and the set of concrete executions $E_N(P)$ (obtained by running the JavaScript program on engine E some number of times N), the possible results can be respectively expressed as $E_N(P) \setminus VE(P) \neq \emptyset$, $E_N(P) = VE(P)$, and $E_N(P) \subset VE(P)$.

Behavioral Coverage Constraints. Though they can expose bugs, the litmus tests do not provide a guarantee of implementation correctness. In fact, even when a “bug” is found, it could be that the specification is too tight (i.e., it is incompatible with some intended behaviors) rather than that the implementation wrong. On the other hand, when $E_N(P) \subset VE(P)$, and especially if the cardinality of $E_N(P)$ is significantly smaller than that of $VE(P)$, it might be the case that the implementation is too simple: it is not taking sufficient advantage of the weak memory model and is therefore unnecessarily inefficient.

Whenever $E_N(P) \subset VE(P)$, this situation can be analyzed by the generation of *Behavioral Coverage Constraints*. The goal of this analysis is to synthesize the formulae Σ_{OBS} and Σ_{UNOBS} , for observed and unobserved outputs, that restrict the behavior of the memory model in order to match $E_N(P)$ and $VE(P) \setminus E_N(P)$.

Our approach to doing this relies on first choosing a set $\Pi = \{\pi_1, \dots, \pi_n\}$ of predicates over which the formula will be constructed. One choice for Π might be all atomic predicates appearing in Eq. (1). Now, let $\Delta(\Pi)$ be the set of all cubes of size n over Π . Formally,

$$\Delta(\Pi) = \{l_1 \wedge \dots \wedge l_n \mid \forall 1 \leq i \leq n. l_i \in \{\pi_i, \neg\pi_i\}\}.$$

Further, define the observed and unobserved executions as:

$$\begin{aligned} EX_{OBS} &= \bigvee_{\langle RBF, HB, MO, SW \rangle \in E_N(P)} (RBF \wedge HB \wedge MO \wedge SW) \\ EX_{UNOBS} &= \bigvee_{\langle RBF, HB, MO, SW \rangle \in VE(P) \setminus E_N(P)} (RBF \wedge HB \wedge MO \wedge SW) \end{aligned}$$

We compute those cubes in $\Delta(\Pi)$ that are consistent with the observed and unobserved executions as follows:

$$\begin{aligned} \delta_{OBS}(\Pi) &= \{\delta \in \Delta(\Pi) \mid MM \wedge EX_{OBS} \wedge \delta \text{ is satisfiable}\} \\ \delta_{UNOBS}(\Pi) &= \{\delta \in \Delta(\Pi) \mid MM \wedge EX_{UNOBS} \wedge \delta \text{ is satisfiable}\} \end{aligned}$$

The cubes are then combined to generate the formulae for matched and unmatched executions:

$$\Sigma_{OBS} = \bigvee_{\delta \in \delta_{OBS}} \delta, \quad \Sigma_{UNOBS} = \bigvee_{\delta \in \delta_{UNOBS}} \delta.$$

For example, let $(R2H := \forall_{e_1, e_2 \in E} : RF(e_1, e_2) \rightarrow HB(e_1, e_2)) \in \Pi$ be a predicate expressing that every tuple in *Reads From* is also in *Happens Before*. If the behavioral coverage constraints analysis generates $\Sigma_{OBS} = R2H$ and $\Sigma_{UNOBS} = \neg R2H$, it means that the JavaScript engine always aligns the read from relation with the HB relation, thus identifying a possible path for optimization in order to take advantage of the (weak) memory model.

5 Alloy Formalization

Alloy is a widely used modeling language that can be used to describe data structures. The Alloy language is based on relational algebra and has been successfully used in many applications, including the analysis of memory models [14].

We used Alloy to formalize the memory model discussed in Sect. 3.1. We followed the formalization given in Definition 1, using sets and relations to represent each concept.¹ For instance, an `operation_type` is defined as an (abstract) set with three disjoint subsets (`R` for *Read*, `W` for *Write*, and `M` for *ReadModifyWrite*), one for each possible operation. In contrast, `blocks` and `bytes` are represented as sets. A memory operation is modeled as a relation which links all of the attributes necessary to describe a memory event.

6.3.1.14 happens-before

4. For each pair of events E and D in EventSet(execution):
 - a. If E is agent-order before D then E happens-before D.
 - b. If E synchronizes-with D then E happens-before D.
 - c. ...
-

Fig. 3. Excerpt of the *Happens Before* definition [10]

The formalization of a natural language specification usually requires multiple attempts and iterations before the intended semantics become clear. In the case of the ECMAScript Memory Model, this process was crucial for disambiguating some of the stated constraints. An example is the *Happens Before* relation. Figure 3 shows an excerpt of its definition, expressing how it is related to the *Agent Order* and *Synchronizes With* relations. One might expect that the formal interpretation would be something like: $\forall (e_1, e_2). (AO(e_1, e_2) \rightarrow HB(e_1, e_2)) \wedge (SW(e_1, e_2) \rightarrow HB(e_1, e_2)) \wedge (\dots)$

```

1  fact hb_def {all ee,ed : mem_events | Active2 [ee,ed] =>
    (HB [ee,ed] <=> ((ee != ed) and (AO [ee,ed] or SW [ee,ed] or ... )))}

```

Fig. 4. Excerpt of the *Happens Before* definition

However, further analysis and discussions with the people responsible for the Memory Model revealed that the correct interpretation is: $\forall (e_1, e_2). HB(e_1, e_2) \leftrightarrow (AO(e_1, e_2) \vee SW(e_1, e_2) \vee \dots)$. The Alloy formalization of the *Happens Before* relation is shown in Fig. 4. The `Active2` predicate evaluates to true when both events are active.

¹ The complete Alloy model is available at https://github.com/FMJS/EMME/blob/master/model/memory_model.als.

Once the Memory Model has been formalized, the next step is to combine it with the encoding of the program under analysis. This requires modeling the memory events present in each thread. In the Alloy model, each event in a program extends the set of memory events, and its values are defined as a series of facts. Figure 5 shows an example of the Alloy model for the event ev_5W^3 from Fig. 1. A notable aspect of this example is the fact that its activation is dependent on the value of `id1_cond` which symbolically represents the condition of the *if-then-else* statement.

```

1 one sig ev5-W.t3 extends mem_events{
2 fact ev5-W.t3-def {(ev5-W.t3.O = W) and
3                   (ev5-W.t3.T = NT) and
4                   (ev5-W.t3.R = U) and
5                   (ev5-W.t3.M = {byte_0}) and
6                   ((ev5-W.t3.A = ENABLED) <=> ((id1_cond.value = TRUE))) and
7                   (ev5-W.t3.B = x)}
8 fact ev5-W.t3.in_mem_events {ev5-W.t3 in mem_events}

```

Fig. 5. Event ev_5W^3 encoding (w.r.t. Fig. 1)

6 Implementation

The techniques described in this paper have been implemented in a tool called EMME: ECMAScript Memory Model Evaluator [15]. The tool is written in Python, is open source, and its usage is regulated by a modified BSD license. The input to EMME is a program with shared memory accesses. The tool interacts with the Alloy Analyzer [13] to perform the formal analyses described in Sect. 4, which include the enumeration of valid executions and the generation of behavioral coverage constraints.

Input Format and Encoding. The input format of EMME uses a simplified JavaScript-like syntax. It supports the definition of *Read*, *Write*, and *Read-ModifyWrite* events, allows events to be atomic or not atomic, and supports operations on integer or floating point values. The input format also supports *if-then-else* and bounded *for-loop* statements, as well as parametric values. An example of an input program is shown in Fig. 6. The program is encoded in Alloy and combined with the memory model in order to provide the input formula for the formal analyses.

```

1 var x = new SharedArrayBuffer ();
2
3 Thread t1 {
4   x-18 [0] = 1;
5   print(x-116 [0]);
6 }
7
8 Thread t2 {
9   if (x-18 [0] == 1) {
10    x-18 [0] = 3;
11   } else {
12    x-18 [1] = 3;
13   }
14 }

```

Fig. 6. EMME input for the program from Fig. 1.

Generation of All Valid Executions. The generation of all valid executions is computed by using Alloy to solve the AllSAT problem. In this case, the distinguishing models of the formula are the assignments to the RBF relation. Thus,

after each satisfiability check iteration of the Alloy Analyzer, an additional constraint is added in order to block the current assignment to the RBF relation. This procedure is performed until the model becomes unsatisfiable.

As described in Sect. 3.1, our formal model does not encode the concrete values of each memory operation; thus, the extraction of a valid execution, given a satisfiable assignment to the formula, requires an additional step. This step is to reconstruct the values of each read or modify operation based on the program and the assignment to the RBF relation. For example, given the program in Fig. 1, and assuming that the RBF relation contains the tuples $(ev_3R^2, ev_2W^2, 0)$ and $(ev_3R^2, ev_6W^3, 1)$, the reconstruction of the value read by ev_3R^2 depends on the fact that ev_2W^2 writes 1 with an 8-bit integer encoding at position 0, while ev_6W^3 writes 3 at position 1. The composition of byte 0 and byte 1 from those two writes is the input for the decoding of a 16-bit integer for the event ev_3R^2 , resulting in a read of the value 769. Clearly, each event could also have a different size and format (i.e., integer, unsigned integer, or float); thus, the reconstruction of the correct value must also take this into account.

When interpreting a program containing *if-then-else* statements, the possible outcomes must be filtered to exclude executions that break the semantics of *if-then-else*. In particular, it might be the case that the Boolean condition in the model does not match the concrete value, given the read values. For instance, consider the example in Fig. 6 in which the conditional is encoded as a Boolean variable `id1_cond` representing the statement `x-I8[0] == 1`. However, the tool may assign `id1_cond` to false even though the event `x-I8[0]` turns out to read a value different from 1 based on the information in the RBF relation. In this case, this execution is discarded since it is not possible given the semantics of the *if-then-else* statement.

Graph Representation of the Results. For each valid execution, EMME will produce a graphviz file that provides a graphical representation of the assignments to main relations and read values. An example of this graphical representation is shown in Fig. 7. The default setup removes some redundant information such as the explicit transitive closure of the HB relation, while RF and AO are not represented, and the total order MO is reported in the top right corner. Black arrows are used to represent the HB relation, while red and blue are respectively used for RBF and SW. Figure 7(a) represents an execution where event `ev4_R_t3` reads value 1 from `ev2_W_t2`, thus executing the *THEN* branch in the *if-then-else* statement. In contrast, Fig. 7(b) reports an execution where it reads 0, thus taking the *ELSE* branch.

Litmus Test Generation. The generation of all valid executions also constructs a JavaScript litmus test that can be used to evaluate whether the engine respects the semantics of the Memory Model. The structure of the litmus test mirrors that of the input program, but the syntax follows the official TEST262 ECMAScript conformance standard [11].

To check whether a test produced a valid result, the results of memory operations must be collected. The basic idea consists of printing the values of each read and collecting them all at the thread level. The main thread is then responsible

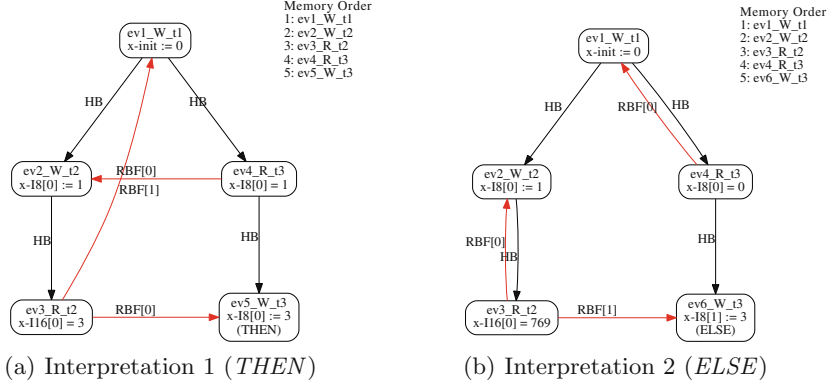


Fig. 7. Memory model interpretations of the program in Fig. 6.

for collecting all the results. The sorted report is then compared with the set of expected outputs using an assertion. Moreover, the test contains a part that is parsed by the Litmus script, which is provided along with the EMME tool, and provides a list of expected outputs. The Litmus script is used to facilitate the execution of multiple runs of the same test, and it will provide a summary of the results as well as a warning whenever one of the executions observed is a not valid according to the standard.

Generation of the Behavioral Coverage Constraints. As described in Sect. 6, for each assignment to the RBF relation, it is possible to construct a concrete value for each memory event. Thus, for each RBF assignment in a set of valid executions for a given program, we can determine the output of the corresponding litmus test. Thus, running the litmus test many times on a JavaScript engine, it is possible to determine which assignments to the RBF relation have been matched. We denote these $MA_rbf_1, \dots, MA_rbf_n$. The unmatched assignments to RBF can also be determined simply by removing the matched ones from the set of all valid executions. We denote the unmatched ones $UN_rbf_1, \dots, UN_rbf_m$.

As described in Sect. 4, the generation of separation constraints that distinguish between matched and unmatched executions first requires the definition of a set of predicates Π . The extraction of the separation constraints is based on an AllSAT call for matched and unmatched results. The former is shown in (2), and consists of extracting all assignments to the predicates Π such that the models of the RBF relation are consistent with MA_rbf_i .

$$\begin{aligned}
 \text{ALLSAT}_{\Pi}[MM(E, AO, RBF, \dots) \wedge (E = BE_E) \wedge (AO = BE_{AO}) \\
 \wedge (\bigvee_{i=1, \dots, k} RBF = MA_rbf_i)] \quad (2)
 \end{aligned}$$

Similarly, the evaluation for the unmatched executions performs an AllSAT analysis for the formula reported in (3). The results of these two calls to the solver produce respectively the formula Σ_{OBS} and Σ_{UNOBS} as described in Sect. 4.

$$\text{ALLSAT}_{\Pi}[MM(E, AO, RBF, \dots) \wedge (E = BE_E) \wedge (AO = BE_{AO}) \wedge (\bigvee_{i=1, \dots, k} RBF = \text{UN_rbf}_i)] \quad (3)$$

The results from the two AllSAT queries can then be manipulated using a BDD [8] package that produces in most cases a smaller formula. After this step, the tool provides a set of formal comparisons that can be done between these two formulas such as implication, intersection, and disjunction, in order to understand the relation between Σ_{OBS} and Σ_{UNOBS} .

7 Experimental Evaluations

In this section, we evaluate the performance of EMME over a set of programs, each containing up to 8 memory events. The analyses can be reproduced using the package available at [16].

Programs Under Analysis. In this work, we rely on programs from previous work [6] as well as handcrafted and automatically generated programs. The handcrafted examples are part of the EMME [15] distribution, and they cover a variety of different configurations with 1 to 8 memory events, if-statements, for-loops, and parametric definitions.

The programs from previous work as well as the handcrafted examples cover an interesting set of examples, but provide no particular guarantees on the space of programs that are covered. To overcome this limitation, we implemented a tool that enumerates all possible programs of a fixed size, thus giving us the possibility of generating programs to entirely cover the space of configurations, given a fixed set of events.

The sizes of the programs considered in this evaluation allow us to cover a representative variety of possible event interactions, while preserving a reasonable level of readability of the results. In fact, a program with 8 memory events can have hundreds of valid executions that often require extensive manual effort to understand.

All Valid Executions. As described in Sect. 6, the generation of all valid executions is based on a single AllSAT procedure. Figure 8 shows a scalability evaluation when generating all valid executions of 1200 program instances, each with from 3 to 8 memory events (200 programs for each configuration). The x-axis refers to the program number, ordered first by number of memory events, and then by increasing execution time, while the y-axis reports the execution time (in seconds on an

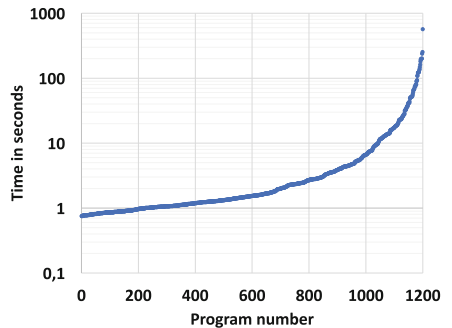


Fig. 8. Generation of all valid executions (form 3 to 8 memory events).

Intel i7-6700 @ 3.4 GHz) on a logarithmic scale. The results show that the proposed approach is able to analyze programs with 7 memory events in fewer than 10 s, providing reasonable responsiveness to deal with small, but informative, programs.

Behavioral Coverage Constraints. For the coverage constraints analysis, we first extracted a subset of the 1200 tests, considering only the ones that could produce at least 5 different outputs. There were 288 such tests. For each test, we ran the JavaScript engine 500 times, and performed an analysis using 11 predicates, each of which corresponds to a sub-part of the Memory Model, as well as some additional formulae. During this evaluation, the average computation time required to perform the behavioral coverage constraints analysis was 3.25 s, with a variance of 0.37 s.

8 Results of the Formal Analyses

In this Section we provide an overview of the results of the formal analyses for the ECMAScript Memory Model.

Circular relations definition. In the original Memory Model, a subset of the relations were specified using circular definitions. More specifically, using the notation $a \rightarrow b$ as “the definition of a depends on b ”, the loop was *Synchronizes With* \rightarrow *Reads From* \rightarrow *Reads Bytes From* \rightarrow *Happens Before* \rightarrow *Synchronizes With*. Cyclic definitions can result in vacuous constraints, and in the case of binary relations, this manifests as solutions with unconstrained tuples that belong to all relations involved in the cycle. In order to solve this problem, the definition of *Reads Bytes From* was changed so that it no longer depends on *Happens Before*. In addition, the memory model was extended with a property called *Valid Coherent Reads* that constrains the possible tuples belonging to the *Reads Bytes From* relation.

Misalignment of the ComposeWriteEventBytes. The memory model defines a *Reads Bytes From* relation, and checks whether the tuples belonging to it are valid by relying on a function called *ComposeWriteEventBytes*. Given a list of writes, the *ComposeWriteEventBytes* function creates a vector of values associated with a read event; however, the index for each write event was not correct, resulting in a misalignment w.r.t. the *Reads Bytes From* relation. An additional offset was added in order to fix the problem.

Distinct events quantification. Another problem encountered while analyzing the ECMAScript memory model was caused by a series of inconsistent constraints. One example of inconsistency was in the definition of the *Happens Before* relation which prescribes that for any two events ev_1 and ev_2 with overlapping ranges, whenever ev_1 is of type *Init*, ev_2 should be of a different type (i.e., not *Init*). However, there was no constraint stating that ev_1 and ev_2 have to be distinct, and certainly, whenever ev_1 and ev_2 are not distinct then this expression is unsatisfiable.

A similar inconsistency was found in the definition of the *Memory Order* relation. In this case, if the SW relation contains the pair (ev_1, ev_2) , and $(ev_1, ev_2) \in \text{HB}$, then the MO should contain (ev_1, ev_2) . However, this is inconsistent with another constraint requiring that no event ev_3 should exist operating on the same memory addresses as ev_2 such that both $(ev_1, ev_3) \in \text{MO}$ and $(ev_3, ev_2) \in \text{MO}$. This constraint is false when $ev_1 = ev_2 = ev_3$. Both the *Happens Before* and the *Memory Order* relations initially permitted any pairs of elements to be related (including two equal elements). The solution was to only allow pairs of distinct events in these relations.

The definition of the *Reads Bytes From* relation stated that each read or modify event ev_1R is associated with a list of pairs of byte indices and write or modify events. The definition did not specifically preclude allowing modify events to read from themselves. This does not cause any particular issues at the formal model level, but it is not clear what the implication at the JavaScript engine implementation level would be. In order to resolve this issue, the definition of the *Reads Bytes From* relation was modified to allow only events that are distinct to be related by *Reads Bytes From*.

Outputs coverage on ECMAScript engines. As described in Sect. 4, the litmus test analysis can result in three possible outcomes, e.g., $E_x(P) \setminus VE(P) \neq \emptyset$ when the engine violates the specification, $E_x(P) = VE(P)$ when the engine matches the specification, and $E_x(P) \subset VE(P)$ when the engine is more restrictive than the specification. Typically, such an analysis is designed to find bugs in the software implementation of the memory model [4, 6], focusing on the first case ($E_x(P) \setminus VE(P) \neq \emptyset$). However, in this project, the last case was most prevalent, where $E_x(P)$ is significantly smaller than $VE(P)$.

For instance, when we ran the 288 examples with at least 5 possible outputs (from Sect. 7) 1000 times for each combination of program and JavaScript engine, the overall output coverage reached 75%, but for 1/6 of the examples, the coverage did not exceed 50%, and some were even below 15%².

This situation (frequently having far fewer observed behaviors than allowed behaviors) guided our development of alternative analyses, such as the generation of the behavioral coverage constraints, to help developers understand the relationship between an engine’s implementation and the memory model specification. Future improvements of JavaScript engines will likely be less conservative, meaning that more behaviors will be covered. The tests produced in this project will be essential to ensure that no bugs are introduced. Currently, we are in the process of adapting the litmus tests so that they can be included as part of the official TEST262 test suite for the ECMAScript Memory Model.

9 Conclusion

Extending JavaScript, the language used by nearly all web-based interfaces, to support shared memory operations warrants the use of extensive verification techniques. In this work, we have presented a tool that has been developed

² On an x86 machine, and with the latest version of the engines available on October 1st, 2017.

in order to support the design and development of the ECMAScript Memory Model. The formal analysis of the original specification allowed us to identify a number of potential issues and inconsistencies. The evaluation of the valid executions and litmus tests coverage analysis identified a conservative level of optimization in current engine implementations. This situation motivated us to develop a specific technique for understanding differences between the Memory Model specification and JavaScript engine implementations.

Future extensions to this work will consider providing additional techniques to help developers improve code optimizations in JavaScript engines. Techniques such as the synthesis of equivalent programs, and automated value instantiation given a parametric program will provide additional analytical capabilities able to identify possible directions for code optimization. Moreover, we will also consider integration with other constraint solving engines in order to deal with more complex programs.

References

1. Chrome V8: Google's High Performance, Open Source, JavaScript Engine (2017). <https://developers.google.com/v8/>
2. JavaScriptCore: Is the Built-in JavaScript Engine for WebKit (2017). <https://developer.apple.com/reference/javascriptcore>
3. SpiderMonkey: Mozilla's JavaScript Engine (2017). <https://developer.mozilla.org/en-US/docs/Mozilla/Projects/SpiderMonkey>
4. Alglave, J.: A shared memory poetics. Ph.D. thesis, IUniversité Paris 7 Denis Diderot, Paris, France, 11 2010
5. Atig, M.F., Bouajjani, A., Burckhardt, S., Musuvathi, M.: On the verification problem for weak memory models. *ACM SIGPLAN Not.* **45**(1), 7–18 (2010)
6. Batty, M.: The C11 and C++11 concurrency model. Ph.D. thesis, University of Kent, Canterbury, UK, 1 2015
7. Batty, M., Owens, S., Sarkar, S., Sewell, P., Weber, T.: Mathematizing C++ concurrency. *ACM SIGPLAN Not.* **46**, 55–66 (2011)
8. Bryant, R.E.: Symbolic Boolean manipulation with ordered binary-decision diagrams. *ACM Comput. Surv.* **24**(3), 293–318 (1992)
9. Burckhardt, S., Alur, R., Martin, M.M.: Checkfence: checking consistency of concurrent data types on relaxed memory models. *ACM SIGPLAN Not.* **42**, 12–21 (2007)
10. ECMA TC39 Committee: ECMAScript Shared Memory and Atomics (2016). https://tc39.github.io/ecmascript_sharedmem/shmem.html
11. ECMA TC39 Committee: Official ECMAScript Conformance Test Suite (2017). <https://github.com/tc39/test262>
12. Jackson, D.: Alloy: a lightweight object modelling notation. *ACM Trans. Softw. Eng. Methodol.* **11**(2), 256–290 (2002)
13. Jackson, D.: Alloy: A Language & Tool for Relational Models (2017). <http://alloy.mit.edu/alloy/>
14. Lustig, D., Wright, A., Papakonstantinou, A., Giroux, O.: Automated synthesis of comprehensive memory model litmus test suites. In: *Proceedings of the Twenty-Second International Conference on Architectural Support for Programming Languages and Operating Systems, ASPLOS 2017*, pp. 661–675. ACM, New York (2017)

15. Mattarei, C.: EMME: ECMAScript Memory Model Evaluator (2017). <https://github.com/fmjs/EMME>
16. Mattarei, C., Barrett, C., Guo, S.-Y., Nelson, B., Smith, B.: Artifact Evaluation for the ECMAScript Memory Model Evaluator (EMME) Tool (2018). <https://doi.org/10.6084/m9.figshare.5923312.v1>
17. Owens, S., Böhm, P., Zappa Nardelli, F., Sewell, P.: Lem: a lightweight tool for heavyweight semantics. In: van Eekelen, M., Geuvers, H., Schmaltz, J., Wiedijk, F. (eds.) ITP 2011. LNCS, vol. 6898, pp. 363–369. Springer, Heidelberg (2011). https://doi.org/10.1007/978-3-642-22863-6_27
18. ten Dijke, N.: Comparison of verification methods for weak memory models (2014)
19. Torlak, E., Vaziri, M., Dolby, J.: MemSAT: checking axiomatic specifications of memory models. ACM SIGPLAN Not. **45**, 341–350 (2010)
20. W3C Web Application Working Group. Web Workers Specification (2012). <https://www.w3.org/TR/2012/CR-workers-20120501>

Open Access This chapter is licensed under the terms of the Creative Commons Attribution 4.0 International License (<http://creativecommons.org/licenses/by/4.0/>), which permits use, sharing, adaptation, distribution and reproduction in any medium or format, as long as you give appropriate credit to the original author(s) and the source, provide a link to the Creative Commons license and indicate if changes were made.

The images or other third party material in this chapter are included in the chapter's Creative Commons license, unless indicated otherwise in a credit line to the material. If material is not included in the chapter's Creative Commons license and your intended use is not permitted by statutory regulation or exceeds the permitted use, you will need to obtain permission directly from the copyright holder.

