

# /facet: A Browser for Heterogeneous Semantic Web Repositories

Michiel Hildebrand, Jacco van Ossenbruggen, and Lynda Hardman\*

CWI, Amsterdam, The Netherlands  
firstname.lastname@cwi.nl

**Abstract.** Facet browsing has become popular as a user friendly interface to data repositories. The Semantic Web raises new challenges due to the heterogeneous character of the data. First, users should be able to select and navigate through facets of resources of any type and to make selections based on properties of other, semantically related, types. Second, where traditional facet browsers require manual configuration of the software, a semantic web browser should be able to handle any RDFS dataset without any additional configuration. Third, hierarchical data on the semantic web is not designed for browsing: complementary techniques, such as search, should be available to overcome this problem. We address these requirements in our browser, /facet. Additionally, the interface allows the inclusion of facet-specific display options that go beyond the hierarchical navigation that characterizes current facet browsing. /facet is a tool for Semantic Web developers as an instant interface to their complete dataset. The automatic facet configuration generated by the system can then be further refined to configure it as a tool for end users. The implementation is based on current Web standards and open source software. The new functionality is motivated using a scenario from the cultural heritage domain.

## 1 Introduction

Facet browser interfaces provide a convenient and user-friendly way to navigate through a wide range of data collections. Originally demonstrated in the Flamenco system [1], facet browsing has also become popular in the Semantic Web community thanks to MUSEUMFINLAND [2] and other systems [3]. An individual facet highlights one dimension of the underlying data. Often, the values of this dimension are hierarchically structured. By visualizing and navigating this hierarchy in the user interface, the user is able to specify constraints on the items selected from the repository. To use an example from the art domain: by navigating the tree associated with a “location created” facet from the root “World”, via “Europe” to “Netherlands”, the results set is constrained to contain only paintings that have been painted in the Netherlands. By combining constraints from multiple facets, a user is able to specify relatively complex queries through an intuitive Web navigation interface. All values of a dimension that would lead to an over-constrained query are dynamically removed from the interface, preventing the user from running into frustrating dead ends containing zero results.

---

\* Lynda Hardman is also affiliated with the Technical University of Eindhoven.

We are working on repository exploration in the context of a national e-culture project [4]. Our project's goals are similar to those of MUSEUMFINLAND, and aim at providing a syntactic and semantic interoperable portal to on-line collections of national museums. A major difference, however, is that we work with each museum's original metadata as much as possible. This means, for example, that we do not map all metadata relations of the various museums to a common set of ontological properties, nor do we map all metadata values to terms from a common thesaurus or ontology.

Initially, we experimented with traditional facet browsers, which assume a fixed set of facets to select and navigate through relatively homogeneous data. This, however, conflicts with our approach for the following reasons. First, our dataset is too diverse to use a single set of facets: facets that make perfect sense for one type of resource are typically inappropriate for other types. A related problem is that we cannot fix the facets at design time. When new data is added, the system should be able to add new facets at run time. This requires an extension of the facet paradigm to cater for resources of multiple types, to associate a set of appropriate facets to each type dynamically and to navigate and search larger sets of facets. Second, we use a rich and extensive set of art-related background knowledge. As a result, users expect to be able to base their selection not only on facets of museum artifacts, but also on facets from concepts from the background knowledge, such as artists and art styles. This requires two other extensions: one that allows users to switch the topic of interest, for example from artworks to art styles; and another one that allows selection of resources of one type based on the facets of another. For example, a set of artworks can be selected based on the properties (facets) of their creators.

This article discusses these extensions as they are realized in /facet, the browser of the project's demonstrator<sup>1</sup>. The article is structured as follows. The next section introduces a scenario to illustrate the requirements for enhanced facet-browsing across multiple types. Section 3 discusses the requirements in detail and section 4 explains our design solutions in a Web-based interface. Section 5 discusses related work and open issues.

## 2 Example Scenario

Throughout the paper, we use examples from the art domain. The system itself, however, is domain independent and used on several other domains<sup>2</sup>. The scenario is divided in two parts: the first part illustrates typical usage of facet browsers; the second part illustrates search tasks that go beyond the current state of the art and introduce new requirements for facet browsers.

Our protagonist is Simon, a high school student who recently visited the Dutch Kröller-Müller museum. The museum's collection features several works

<sup>1</sup> See [4] for a more detailed description and <http://e-culture.multimedial.nl/demo/facet> for an on-line demo of /facet.

<sup>2</sup> Demos on various domains are available at the /facet website <http://slashfacet.semanticweb.org/>

from Vincent van Gogh. Back at home, Simon has to write an essay on post-impressionism. He remembers seeing a particular post-impressionist painting but can no longer remember the name of the painter nor the title of the painting. The only thing he remembers is that the painting depicted a city street at night time. He uses a facet browser to restrict the search space step by step. He selects the current location of the painting (Kröller Müller), the art style of the painting (post-impressionist), its subject type (cityscape), and the subject time (night). He finds the painting he was looking for among the few results matching his constraints (Vincent van Gogh's "Cafe Terrace on the Place du Forum").

He now wants to further explore the work of Van Gogh, and selects this painter from the creator facet, and resets all previous selections. The interface displays the 56 paintings from Van Gogh that are in the repository. The facets now only contain values of the remaining paintings. For example, the create location facet instantly shows Simon that van Gogh made paintings in the Netherlands and in France, and how many in each country. Simon asks the system to group the results on create location and notices the significant difference in the color palette Van Gogh used in each country. By selecting "France" he zooms in further to explore potential differences on the city level.

In addition to the types of browsing possible in typical facet browsers, Simon also wants to explore works from painters born in the area of Arles. Unfortunately, the artworks in the repository have not been annotated with the birthplace of their creator. Simon uses multi type facet browsing and switches from searching on artworks to searching on persons. The interface now shows the facets available for persons, which include place of birth. Searching on Arles, he sees that four painters with unfamiliar names have been born here, but that the repository does not contain any of their works. Expanding his query by navigating up the place name hierarchy, he selects artists from the Provence-Alpes-Côte d'Azur, the region Arles is part of. He quickly discovers that Paul Cézanne, a contemporary of Van Gogh, was born in Aix-en-Provence in the same region.

Simon reaches his original goal by switching back from searching on persons to searching on artworks. Despite this switch, the interface allows him to *keep* his constraint on Provence-Alpes-Côte d'Azur as a place of birth. It thus shows only artworks created by artists that were born in this region.

**Backstage area.** The experimentation environment in which /facet was developed, contains sufficient data to cover the scenario above. It uses a triple store containing three different collections with artwork metadata: the collection of the Dutch National Museum of Ethnology<sup>3</sup>, the ARIA collection from the Rijksmuseum<sup>4</sup>, and Mark Harden's Artchive collection<sup>5</sup>. RDF-versions of WordNet<sup>6</sup> and

<sup>3</sup> <http://www.rmv.nl/>

<sup>4</sup> <http://www.rijksmuseum.nl/collectie/>, thanks to the Dutch CATCH/CHIP project (<http://chip-project.org/>) for allowing us to use their translation of the dataset to RDF.

<sup>5</sup> <http://www.artchive.com/>

<sup>6</sup> <http://www.w3.org/2001/sw/BestPractices/WNET/wn-conversion.html>

the Getty AAT, ULAN and TGN thesauri<sup>7</sup> are also included. For the annotation schema, we use Dublin Core<sup>8</sup> and VRA Core 3<sup>9</sup>.

In total, the store contains more than 10.8 million RDF triples. Artwork images are served directly from the websites of the museums involved. All the collection metadata has been converted to RDF, with some minimal alignment to fit the VRA Core 3 schema. In addition, explicit links were created from the art works to the Getty thesauri: literal names of painters and other artists were automatically converted to a URI of the ULAN entry; literal names of art styles and art materials to a URI of the AAT entry; and literal place names to a URI of the TGN entry. For example, in the scenario, some `vra:Works` have a `dc:creator` property referring to the painter `ulan:Person` Paul Cézanne, born in `tgn:Place` Aix-en-Provence in the `tgn:Region` of Provence-Alpes-Côte d’Azur. Additionally, some artworks have been manually annotated using concepts from the Getty thesauri and WordNet. In the remainder of the paper, we will use the following prefixes for the corresponding namespaces: `wn`, `aat`, `tgn`, `ulan`, `vp`, `dc` and `vra`.

### 3 Requirements for Multi-type Facet Browsing

While the second half of the scenario sketches a seemingly simple means of accessing information, a number of issues have to be addressed before it can become a reality. Most facet browsers provide an interface to a single type of resource. Including multiple types, however, leads to an explosion in the number of corresponding properties and thus the number of available facets. A facet browser still needs to be able to present instances of all the types and allow a user to select a particular type of interest. In addition, the relations between the types also need to be made explicit and selectable by the user. To a large extent, the requirements we discuss are a direct consequence of these two key points.

#### 3.1 Dynamically Selecting Facets

Fortunately, a first way to deal with the increased number of facets lies in the facet paradigm itself. One of the key aspects of all facet browsers is that, while constraining the dataset, all links that would lead to an over-constrained query are automatically removed from the interface, thus protecting the user against dead ends. As a consequence, if no instance in the current result set has a particular property, the facet associated with this property is removed from the interface. In our multiple type scenario, this means that if two types have no properties in common, the entire set of facets displayed is replaced when the user switches from one type to the other.

**Facets in context of the `rdfs:subClassOf` hierarchy.** For most classes that have no subclasses, just hiding facets of properties that have no corresponding

<sup>7</sup> [http://www.getty.edu/research/conducting\\_research/vocabularies/](http://www.getty.edu/research/conducting_research/vocabularies/), used with permission

<sup>8</sup> <http://dublincore.org/documents/dcq-rdf-xml/>

<sup>9</sup> <http://www.w3.org/2001/sw/BestPractices/MM/vra-conversion.html>

instances will result in an interface with a set of facets that intuitively belong to instances of that class<sup>10</sup>. For the superclasses, however, it is not immediately obvious what this “intuitive” set of facets is.

A first possibility is to associate with a specific class the *union* of the facets of its subclasses. This has the advantage that users can immediately start browsing, even if they have selected a class too high up in the hierarchy. By selecting a facet that only applies to instances of one of the subclasses, the result set is automatically constrained to instances of the intended class. A major drawback is that the number of facets displayed rapidly grows when moving up the class hierarchy, culminating in the complete set of all facets for `rdf:Resource`.

An alternative is to use the *intersection* of the facets of the `rdfs:subClassOf` hierarchy. This has the advantage that the user only sees facets that are common to all subclasses, and in practice these are, from the perspective of the superclass, often the most important ones. A drawback is that when moving up the hierarchy, one quickly reaches the point where the intersection becomes empty, leaving no facet to continue the search process. This forces the user to navigate down the class hierarchy to return to a usable facet interface.

A final possibility is to view the association of a set of facets with a certain class as an aspect of the personalization of the system. While personalization is one of the key aspects in our project, it is beyond the scope of this paper.

**Facets in context of the `rdfs:subPropertyOf` hierarchy.** As described above, the `rdfs:subClassOf` hierarchy helps to reduce the number of facets by only showing facets that are relevant to a particular class. A similar argument applies to the `rdfs:subPropertyOf` hierarchy. On the one hand, the property hierarchy worsens the problem by introducing even more facets: in addition to the facets corresponding to the “leaf node” properties, their superproperties also become facet candidates. On the other hand, the property hierarchy also provides an opportunity for an interface to organize and navigate the property (and thus the facet) hierarchy, allowing the user to select facets as part of the interaction.

### 3.2 Search in Addition to Navigation

While the beauty of facet browsing lies in the ease of constructing queries by navigation, an often heard critique is that navigating deep tree structures is complex, in particular for users who are not expert in the domain modeled by the hierarchy. A second critique is that facet browsers become complex in applications with many facets and when users do not know what facets to use for their task. Multi-type facet browsing only makes this problem worse, by radically increasing the number of facets in the system. A search interface in addition to the navigation interface is thus required, and the two interaction styles should be well integrated and complement each other.

---

<sup>10</sup> For simplicity, we ignore the question of whether or not to show sparsely populated properties, of which only a few instances have values.

### 3.3 Creating Multi-type Queries

The example of selecting artworks created by artists born in a particular region requires a facet on a resource of one type (`ulan:Person`) to be applied to find resources of another type (`vra:Work`). This is just one example of how such combinations can be used to exploit background knowledge in the selection process.

Using facets across types only makes sense if the resources involved are semantically related so the browser is required to know which relation to use. For the end user, the power of the facet interface lies in the ease of combining multiple facets to construct a complex query. This should be no different in a multi-type browser. So in addition a transparent interface needs to be available to easily constrain a dataset of one type, based on facets of another type.

### 3.4 Run-Time Facet Specification

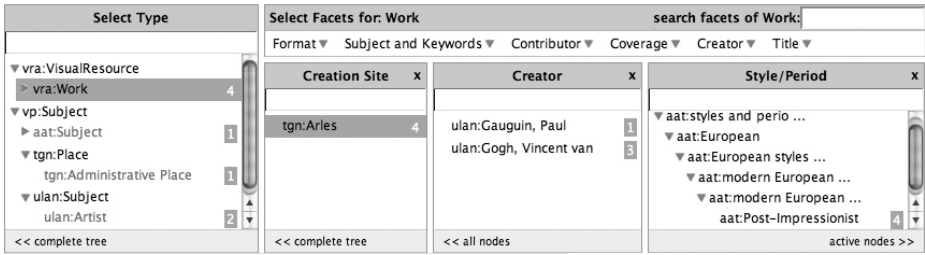
Manual definition of relevant facets and hard-coding them in a facet browser might be feasible for homogeneous datasets. This approach does not scale, however, to heterogeneous datasets, where typically each type of resource has its own set of associated facets. Even for simple applications, the total number of facets might rapidly grow to several hundreds. Instead of hard-coding the facets in the browser software, some means is needed to externalize the facet definitions and make them configurable independently from the software. This simplifies maintenance and, by simply reloading a new configuration, allows adding and changing facets at runtime. The system also needs to be able to derive facet configurations from the dataset automatically. This allows the facet browser to run instantly on any dataset without prior manual configuration, while also allowing later manual refinement of the generated configuration. The latter is important, since it allows developers to tune the interface for specific end users, who might not be best served by a generic tool that gives access to all data.

### 3.5 Facet-Dependent Interfaces

A typical facet browser visualizes the possible values of the facet either as a hierarchy or as a flat list. Related interfaces, such as those of mSpace [5] and Piggybank [6], have shown that some facets are better shown using a more specialized visualization or interaction technique, such as geographical data displayed in an interactive map. To be able to tune a generic, multi-type facet browser to a tool for end-users that have a specific task in a specific domain, we require a mechanism for supporting visualization and interaction plug-ins.

## 4 Functional Design for Multi-type Facet Browsing

We have explored the design consequences of these requirements in /facet. This section explains and motivates our design decisions in the prototype.



**Fig. 1.** Snapshot of the /facet GUI. `vra:Work` has been selected in the type facet on the left, so only facets applicable to artworks are visible. Simon has restricted the results to have `tgn:Arles` as the place of creation. The interface shows Simon that the four matching paintings are created by either `ulan:Gauguin` or `ulan:Van Gogh` (picked from a flat list of artists), and that all four have `aat:post-impressionist` as the art style (shown in the context of its place in the AAT hierarchy).

#### 4.1 Browsing Multiple Resource Types

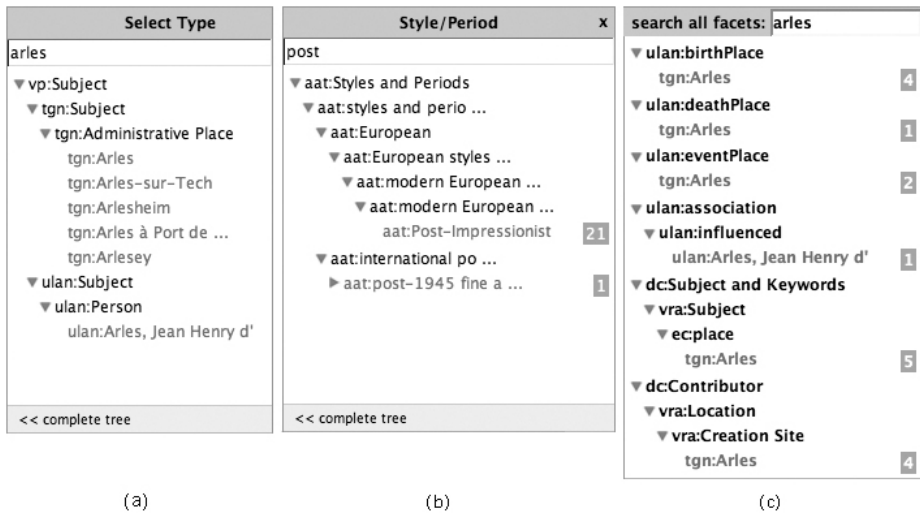
To support facet search for all resource types, the /facet user interface needs a way to search for resources other than artworks<sup>11</sup>. A natural and convenient way to integrate such functionality is by regarding the `rdf:type` property as “just” another facet. The facet applies to all resources and the values from its range are typically organized by the `rdfs:subclassOf` hierarchy, allowing navigation just as for any other facet. Since the semantics of this facet is derived directly from that of `rdfs:type`, by making a selection users indicate the type of resource they are interested in. This constraint automatically selects which other facets are also active.

This is illustrated in Figure 1, which shows the upper half of the /facet interface. On the left is the type facet with a part of the domain’s class hierarchy. Simon has already selected artworks (e.g. resources of `rdf:type vra:Work`) and, as a result, only facets applicable to artworks are available from the facet bar at the top. Simon has expanded three of these from submenus of the facet bar: Creation Site, Creator and Style/Period. He selected “Arles” in the Creation Site facet. Apparently, the dataset contains only four resources of type `vra:Work` that were painted in Arles, indicated next to the selected type and location `tgn:Arles`. Simon has made no selections in the Creator and Style/Period facets, indicating that all four paintings are “post-impressionist” and that one painting is by Gauguin and three are by Van Gogh.

#### 4.2 Semantic Keyword Search

In Figure 1, the art style’s full path in the AAT concept hierarchy is automatically unfolded because all paintings with “Arles” as the Creation Site share the same style “post-impressionist”. Showing the tree structure has the advantage

<sup>11</sup> We still use artworks as the default type to give users a familiar interface when starting up the browser.



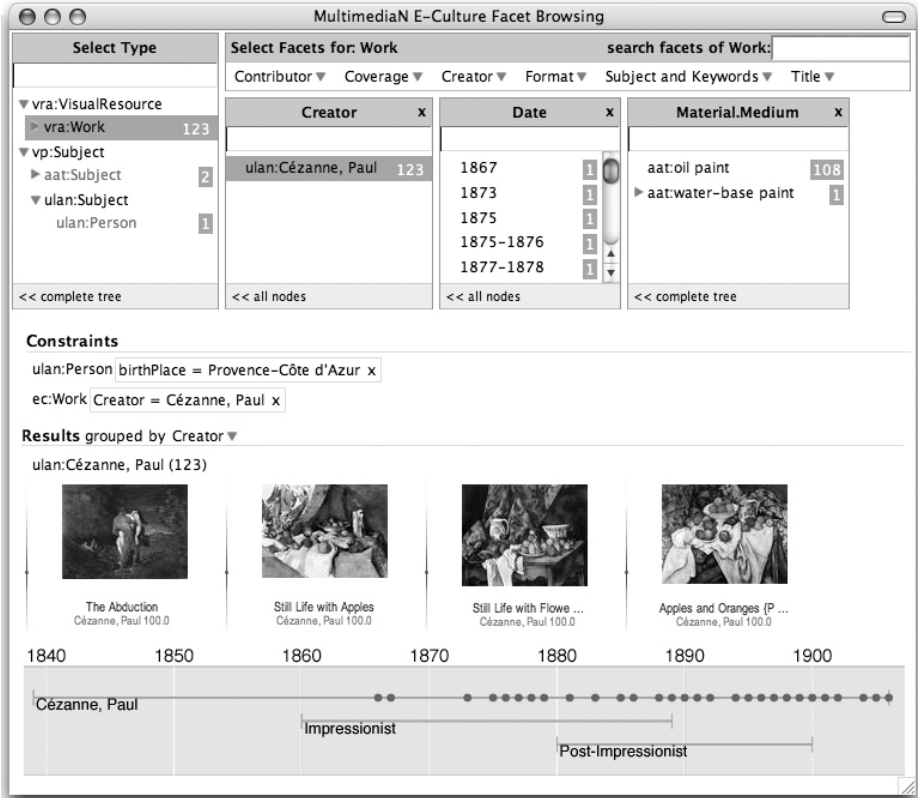
**Fig. 2.** Three types of keyword suggestion and search. (a) show search on all instances, helping to select the right type. (b) shows search within a single facet, helping to move in complex facet hierarchies. (c) searches across all active facets, showing the user the different uses of the keyword “Arles” in different facets.

that Simon could quickly select related art styles by simply navigating this hierarchy. This illustrates a well-known disadvantage of navigating complex tree structures: if Simon had instead started by selecting the art style, he would need to have known the AAT’s art style classification to navigate quickly to the style of his choice, which is hidden six levels deep in the hierarchy.

To overcome this problem, we added a keyword search box to each facet, with a dynamic suggestion facility, (b) in Figure 2. This allows Simon to find the style of his choice based on a simple keyword search. This interface dynamically starts suggesting possible keywords after Simon has typed a few characters. Note that the typical “no dead ends” style of facet browsing is retained: only keywords that produce actual results are suggested. Backstage, this means that in this case the suggested keywords are picked from the (labels of) concepts under the AAT “Style and Periods” subtree that are associated with art works in the current result set. In practice, the intended keyword is typically suggested after only a few keystrokes. This makes the interaction often faster than navigating the tree, even for expert users who know the tree structure by heart.

The keyword search discussed above addresses the problem of navigation difficulties within the hierarchy of a single facet. Another problem could be picking the right facet in the first place. The keyword search box shown in (c) of Figure 2 addresses this problem. It provides the same search as the facet keyword search in (b), only across all facets of the selected type. For the figure, no type was selected and all facets have been searched. Arles is suggested as a TGN concept used in the facet corresponding to the `vra:location.creationSite` property (for paintings created in Arles), but also as the place used in the facet of the





**Fig. 3.** Facet search on type `vra:Work`, but with a still active constraint on `ulan:Person` (birthplace Provence-Alpes-Côte d’Azur). Also note the timeline in the bottom, visualizing multiple time-related facets. Images courtesy of Mark Harden, used with permission.

`vra:subject` property (for paintings that depict Arles), the birth and death place of Persons, etc. As a result, this search box can be used to find the right facet, but also to disambiguate keywords that have different meanings or are used in different ways.

A final problem can be that the user does not know the type to select to start with. This is addressed by adding also a keyword search box to the type facet, as shown in (a) in Figure 2. This searches over all literal properties of all instances and highlights matching instances and their types in the context of their location in the class hierarchy.

### 4.3 Specifying Queries over Multiple Resource Types

We strive to support selection of facets from resources with different types in a transparent way, without further complicating the interface. In the

example scenario, Simon searched on resources of `ulan:Person`, selecting `ulan:Provence-Alpes-Côte d'Azur` as the place of birth.

After making this selection, Simon can just switch back to searching on artworks by selecting `vra:Work` in the type facet. In `/facet`, this would yield a page such as the one shown in Figure 3. Note that under the facets, the currently active constraints are shown, including the `ulan:Provence-Alpes-Côte d'Azur` constraint on the `ulan:birthPlace` facet of `ulan:Person`. For comparison, also a facet on `vra:Work` has been selected, in this case `ulan:Paul Cezanne` as the `dc:creator`.

To realize the example above, the facet browser needs to know the relation that can be used to connect a set of `vra:Works` with a set of `ulan:Persons` born in `ulan:Provence-Alpes-Côte d'Azur`. The current prototype searches for such properties at run time, and in this case finds the `dc:creator` property, as intended. To keep the user interface simple, we only support one property (that is, the first suitable candidate found by the system) to connect the different sets. Properties with the same domain and range can be used for normal facet browsing within a single type, but not for relating instances of different types.

#### 4.4 Run-Time Facet Specification

The facets that are shown in the interface can be configured in a separate file. Because a facet is defined in terms of RDF classes and properties, the configuration file itself is also in RDF, using a simple RDF vocabulary.

The vocabulary defines instances of `Facet` by three key properties. For example, the `birthday` facet is modeled by the `hierarchyTopConcept` and `hierarchyRelation` properties defining the hierarchy to be shown in the interface, by specifying the top of the tree (`tn:World`) and the `rdf:Property` used for the hierarchical relation (in this case `vp:parent`, the universal parent relation that is used across the Getty vocabularies). The `resourceProperty` defines how places are related to the painters, in this case by the `ulan:birthPlace` property.

Some other properties are optional and used to speed up or improve the user interface. The explicit definition of the type of resources the facet applies to, for example, makes it much more efficient to quickly switch to the right set of facets when users move from one type to the other. The `rdfs:label` property can be used to specify the name of the facet, which defaults to the label or name of the corresponding property.

To generate a first configuration file (that can later be hand edited), `/facet` analyzes the dataset and generates a set of RDF facet definitions similar to the `birthPlace` facet example given above. For each property, the current algorithm search for a hierarchical relation in the set of related values to find the top concepts. If this relation is not found, or if the values literal are literals, it generates a facet with a flat list of values. For the scenario dataset, 22 hierarchical facets, 84 literal facets and 154 facets with a flat list of resource values were found.

#### 4.5 Facet-Specific Interface Extensions

The values of a facet are typically presented in a list or a tree structure with textual labels. However, some structures are more easy to understand when

presented differently. In particular, data which can be ordered linearly can be presented as points on an axis. Time, in particular, is a quantity that is often associated with resources, not only in the cultural heritage domain. It is useful to give a timeline representation of date data where this is appropriate. We have developed a timeline plug-in to visualize time-related facets (such as `dc:date` and its subproperties).

Not only artworks have associated dates, but also related resources such as the lifespan of the artist, Van Gogh, and the period associated with the `aat:post-impressionist` art style. Since the temporal information is related to the set of resources, this can be displayed together on a single timeline, as shown on the bottom of Figure 3.

A timeline interface could also be extended to not only show the temporal information, but also allow it to be used as part of the facet constraint mechanism. A similar facet dependent interface extension would be to relate geographical information together and display it on a two-dimensional spatial-axes interface such as a map.

## 5 Discussion and Related Work

Initial development of `/facet` has been heavily inspired by the facet interface of the MUSEUMFINLAND portal [2]. Where MUSEUMFINLAND is built on a strongly aligned dataset, we focus on supporting heterogeneous, loosely coupled collections with multiple thesauri from external sources. They provide mapping rules that hide the peculiarities of the underlying data model from the user interface. We have sacrificed this abstraction level and expose the underlying data model, but with the advantage that the software is independent of the data model and requires no manual configuration or mapping rules.

In comparison with `mSpace` [5], `/facet` retains the original facet browsing principle to constrain a set of results. In a visually oriented domain such as ours, this leads to an intuitive interface where, after each step, users can see a set of images that reflect their choices: even users who do not know what “post-impressionist” paintings are, can immediately see from the results whether they like them or not. Also note that a heterogeneous dataset, such as ours, would lead to an  $m$ -dimensional space with  $m > 250$ , which would make the `mSpace` interface unusable. Alternatively, we could split up the data in multiple smaller `mSpaces`, but would then have no way of connecting them.

Unlike `/facet`, the Simile project’s Longwell [3] facet browser requires to be configured for a specific dataset and its interface provides no solutions for dealing with large numbers of facets. An advantage of Longwell over `/facet` is that the display of the results is fully configurable using Fresnel [7].

While Noadster [8] is not specifically a facet browser, it is a generic RDF browser. Noadster applies concept lattices to cluster search results based on common properties. It clusters on any property, but ignores “stop properties” that occur too frequently. The resulting hierarchy forms a Table of Contents, with the original search results typically as leaf nodes, and common properties

as branches. An advantage of Noadster is that its clustering prioritizes facets by placing those occurring more frequently in the matches higher in the tree. A disadvantage is the occasional "noisy" excess of properties in the clustering.

While we claim that /facet has some key advantages over the systems discussed above, the current prototype also suffers from some limitations. First, the algorithm for determining the facet configuration automatically needs further refinement. We now treat every RDF property as a potential facet. We then filter out many "schema level" properties from the RDF, RDFS and OWL namespace, and from our own internal namespaces (including the namespace we use for our facet specifications). It is still possible that a certain type of resource will be associated with so many facets that the interface becomes hard to use. The techniques discussed in this paper only partially address this problem, and they are highly dependent on the structure of the `rdfs:subpropertyOf` hierarchy. More research is needed to classify facets into a hierarchy that is optimized for usage in a user interface. In addition, we currently generate facets for all literal properties. On the one hand, this has the disadvantage that facets are generated for properties such as comments in RDFS, gloss entries in WordNet and scope notes in the AAT. The values of such properties are unlikely to become useful for constraining the dataset. On the other hand, other properties with literal values, such as labels in RDFS or titles in Dublin Core, provide useful facets. More research is needed to provide heuristics for determining the type of literal values that are useful in the facet interface. In the type hierarchy, we display all classes from the underlying domain, filtering out only the classes from the RDF(S) and OWL namespaces and the system's internal namespaces. Still, this often leaves classes that are not helpful for most users. Examples include the abstract classes that characterize the top levels of many thesauri, such as the `vp:Subject`, `aat:Subject` and `aat:Concept` classes in our domain. The prototype's current facet-mining algorithm is unable to deal with multiple hierarchies within a single facet. For example, many of our paintings have subject matter annotations referring to concepts from WordNet. There are, however, several different relations that can be used to organize these into a hierarchy, such as hypernym/hyponym and holonym/meronym. For the user interface, it may be appropriate to merge the different hierarchies in a single tree or to keep them separate.

On the implementation side, the current prototype is developed directly on SWI-Prolog. The server side is a Prolog module built on top of the SWI-Prolog Semantic Web Server [9,10]. The client side is a standard Web browser that uses AJAX [11] for the dynamics of the suggestion interface. A drawback of this implementation is that users have to upload their data into /facet's triple store. We are planning to make future versions of the browser using the SPARQL [12] API, so that /facet can be used to browse any RDF repository that is served by a SPARQL compliant triple store. The large amount of RDFS and OWL-based reasoning at run time slowed down the system and gave the impression of an unresponsive interface. To address this, we reduced the amount of run-time reasoning by explicitly deriving the triples needed for calculating the result set

when starting up the server so we can quickly traverse the expanded RDF-graph at run time. For example, we compute and add closures of transitive and inverse properties to the triple set at start up or when new data is added.

## 6 Conclusion and Future Work

We have discussed the requirements for a fully generic RDFS/OWL facet browser interface: automatic facet generation; support for multiple resource types; cross-type selection so resources of one type can be selected using properties of another, semantically related, type; keyword search to complement hierarchical navigation; and supporting visualization plug-ins for selected data types.

We developed the /facet Web interface to experiment with facet browsing in a highly heterogeneous semantic web environment. The current prototype meets the requirements discussed, it fulfills the described scenario in a cultural heritage domain and similar scenarios in other domains. A number of drawbacks remain, which we would like to address in future work. First, determining the facets automatically needs further refinement. Second, we are still fine tuning which classes from the class hierarchy we want to show and which facets we want to associate with the superclasses. Third, the prototype's current facet-mining algorithm is unable to deal with multiple hierarchies within a single facet. Finally, we need to develop a version of /facet that is independent of a particular triple store implementation and runs on any SPARQL compliant triple store.

**Acknowledgments.** We like to thank our CWI colleagues and members of the MultimediaN E-culture project for their feedback on the /facet prototype and earlier versions of this paper. Jan Wielemaker developed the SWI-Prolog infrastructure and helped solve many problems during development. Alia Amin provided invaluable feedback on the user interface design. Željko Obrenović provided helpful insights on the conceptual architecture of the system.

This research was supported by the MultimediaN project funded through the BSIK programme of the Dutch Government and by the European Commission under contract FP6-027026, Knowledge Space of semantic inference for automatic annotation and retrieval of multimedia content — K-Space.

## References

1. Yee, K.P., Swearingen, K., Li, K., Hearst, M.: Faceted Metadata for Image Search and Browsing. In: CHI '03: Proceedings of the SIGCHI conference on Human factors in computing systems, Ft. Lauderdale, Florida, USA, ACM Press (2003) 401–408
2. Hyvönen, E., Junnila, M., Kettula, S., Mäkelä, E., Saarela, S., Salminen, M., Syreeni, A., Valo, A., Viljanen, K.: MuseumFinland — Finnish museums on the semantic web. *Journal of Web Semantics* **3**(2-3) (2005) 224–241
3. SIMILE: Longwell RDF Browser. <http://simile.mit.edu/longwell/> (2003-2005)

4. Schreiber, G., Amin, A., van Assem, M., de Boer, V., Hardman, L., Hildebrand, M., Hollink, L., Huang, Z., van Kersen, J., de Niet, M., Omelayenjk, B., van Ossenbruggen, J., Siebes, R., Taekema, J., Wielemaker, J., Wielinga, B.: MultimediaN E-Culture demonstrator. In: International Semantic Web Conference (ISWC2006). (2006) to be published.
5. m.c. schraefel, Smith, D.A., Owens, A., Russell, A., Harris, C., Wilson, M.L.: The evolving mSpace platform: leveraging the Semantic Web on the Trail of the Memex. In: Proceedings of Hypertext 2005, Salzburg (2005) 174–183
6. Huynh, D., Mazzocchi, S., Karger, D.R.: Piggy Bank: Experience the Semantic Web Inside Your Web Browser. [13] 413–430
7. Bizer, C., Lee, R., Pietriga, E.: Fresnel — A Browser-Independent Presentation Vocabulary for RDF. In: Proceedings of the Second International Workshop on Interaction Design and the Semantic Web, Galway, Ireland (2005)
8. Rutledge, L., van Ossenbruggen, J., Hardman, L.: Making RDF Presentable – Integrated Global and Local Semantic Web Browsing. In: The Fourteenth International World Wide Web Conference, Chiba, Japan, IW3C2, ACM Press (2005) 199–206
9. Wielemaker, J., Schreiber, G., Wielinga, B.: Prolog-Based Infrastructure for RDF: Scalability and Performance. In: The SemanticWeb - ISWC 2003, Sanibel Island, Florida, USA, Springer-Verlag Heidelberg (2003) 644–658
10. Wielemaker, J.: An optimised Semantic Web query language implementation in Prolog. In: ICLP 2005. (2005) 128–142 LNCS 3668.
11. Paulson, L.D.: Building Rich Web Applications with Ajax. *IEEE Computer* **38**(10) (2005) 14–17
12. W3C: SPARQL Query Language for RDF. W3C Candidate Recommendations are available at <http://www.w3.org/TR> (2006) Edited by Eric Prud'hommeaux and Andy Seaborne.
13. Gil, Y., Motta, E., Benjamins, V.R., Musen, M.A., eds.: 4th International Semantic Web Conference, ISWC 2005. In Gil, Y., Motta, E., Benjamins, V.R., Musen, M.A., eds.: 4th International Semantic Web Conference, ISWC 2005. Lecture Notes in Computer Science, Galway, Ireland, Springer (2005)