

Free vibration of Euler and Timoshenko nanobeams using boundary characteristic orthogonal polynomials

Laxmi Behera · S. Chakraverty

Received: 13 January 2013 / Accepted: 6 February 2013 / Published online: 19 February 2013
© The Author(s) 2013. This article is published with open access at Springerlink.com

Abstract Vibration analysis of nonlocal nanobeams based on Euler–Bernoulli and Timoshenko beam theories is considered. Nonlocal nanobeams are important in the bending, buckling and vibration analyses of beam-like elements in microelectromechanical or nanoelectromechanical devices. Expressions for free vibration of Euler–Bernoulli and Timoshenko nanobeams are established within the framework of Eringen’s nonlocal elasticity theory. The problem has been solved previously using finite element method, Chebyshev polynomials in Rayleigh–Ritz method and using other numerical methods. In this study, numerical results for free vibration of nanobeams have been presented using simple polynomials and orthonormal polynomials in the Rayleigh–Ritz method. The advantage of the method is that one can easily handle the specified boundary conditions at the edges. To validate the present analysis, a comparison study is carried out with the results of the existing literature. The proposed method is also validated by convergence studies. Frequency parameters are found for different scaling effect parameters and boundary conditions. The study highlights that small scale effects considerably influence the free vibration of nanobeams. Nonlocal frequency parameters of nanobeams are smaller when compared to the corresponding local ones. Deflection shapes of nonlocal clamped Euler–Bernoulli nanobeams are also incorporated for different scaling effect parameters, which are affected by the small scale effect. Obtained numerical solutions provide a better representation of the vibration behavior of short and stubby micro/nanobeams where the effects of

small scale, transverse shear deformation and rotary inertia are significant.

Keywords Euler–Bernoulli nanobeams · Timoshenko nanobeams · Rayleigh–Ritz method · Gram–Schmidt process

Introduction

Recently nanomaterials have encouraged the interest of the scientific researchers in physics, chemistry and engineering. These nanomaterials have special properties (mechanical, chemical, electrical, optical and electronic) resulting from their nanoscale dimensions. Because of the desirable properties (Dai et al. 1996; Bachtold et al. 2001), the nanomaterials are perceived to be the components for various nanoelectromechanical systems and nanocomposites. Some of the common examples of these nanomaterials are nanoparticles, nanowires and nanotubes (viz., carbon nanotubes, ZnO nanotubes), etc. Small scale effects and the atomic forces must be incorporated in the realistic design of the nanostructures [viz., nanoresonators (Peng et al. 2006), nanoactuators (Dubey et al. 2004), nanomachines (Pennadam et al. 2004) and nano-optomechanical systems] to achieve solutions with acceptable accuracy. Both experimental and atomistic simulation results show that when the dimensions of the structures become small then the ‘size effect’ has significant role in the mechanical properties (Ruud et al. 1994). Ignoring the small scale effects in sensitive nanodesigning fields may cause completely incorrect solutions and hence improper designs. Though atomistic methods (Chowdhury et al. 2010a, b) are able to capture the small scale effects and atomic forces, these approaches are computationally prohibitive for

L. Behera · S. Chakraverty (✉)
Department of Mathematics, National Institute of Technology,
Rourkela, Odisha 769 008, India
e-mail: sne_chak@yahoo.com

nanostructures with large number of atoms. Thus, initially analyses have been generally carried out using classical mechanics. Extensive research over the past decade has shown that the analyses of nanostructures using classical mechanics are inadequate since these theories could not capture the small scale effect in the mechanical properties. For example, Wang and Hu (2005) showed that the decrease in phase velocities of wave propagation could not be predicted by classical beam theories when the wave number is so large that microstructure of carbon nanotubes has a significant influence on the flexural wave dispersion. Therefore, recently various efforts have been carried out to bring the scale effects within the formulation by amending the traditional classical continuum mechanics. Nonlocal elasticity theory for the first time was introduced by Eringen (1972). Recent literature shows that the nonlocal elasticity theory which includes small scale effect arising at nanoscale level is being increasingly used for reliable and quick analysis of nanostructures (Wang et al. 2008; Wang 2005; Zhang et al. 2005; Shen 2011; Lu et al. 2006; Challamel and Wang 2008) like nanobeams, nanoplates, nanorings, carbon nanotubes, graphenes, nanoswitches and microtubules. Aydogdu (2009) proposed a general nonlocal beam theory to study bending, buckling and free vibration of nanobeams. Integral equation approach has been employed by Xu (2006) to investigate the free transverse vibrations of nano-to-micron scale beams and the author found that the nonlocal effect on the natural frequencies and vibrating modes is negligible for microbeams while it plays a crucial role in nanobeams. Peddieson et al. (2003) formulated nonlocal version of Euler–Bernoulli beam theory. Authors have tried to find out numerical and analytical solutions for various types of nanobeams based on nonlocal continuum mechanics. Free vibration of Euler–Bernoulli and Timoshenko nanobeams based on nonlocal continuum mechanics has been solved analytically by Wang et al. (2007). Authors have given the frequency parameters for different scaling effect parameters and boundary conditions as Simply Supported–Simply Supported (SS), Clamped–Simply Supported (CS), Clamped–Clamped (CC) and Cantilever (CF). They have given first five mode shapes of clamped nanobeams based on nonlocal Timoshenko beam theory for various values of the scaling effect parameter. Naguleswaran (2002) presented results for transverse vibration of an Euler–Bernoulli uniform beam when it carries several particles. Civalek and Akgoz (2010) analysed free vibration of microtubules based on Euler–Bernoulli beam theory using Differential Quadrature (DQ) method. Nonlocal elasticity model has also been used to study free transverse vibration of cracked Euler–Bernoulli nanobeams by Loya et al. (2009). Investigations have also been carried out in the vibration of multiwalled carbon nanotubes. Ansari and Ramezannezhad (2011) studied

nonlocal Timoshenko beam model for investigating the large amplitude vibrations of embedded multiwalled carbon nanotubes including thermal effects. Murmu and Adhikari (2010) developed an analytical method to investigate transverse vibration of double-nanobeam systems using nonlocal elasticity theory.

Earlier investigations mainly focused on the use of classical mechanics in the vibration of nanobeams, which lack the accountability of the effects arising from the small scale. Thus, analysis of nanostructures has been investigated using nonlocal elasticity theory. As such, the problems have been solved by few authors using finite element method (Eltaher et al. 2012), Chebyshev polynomials in Rayleigh–Ritz method (Mohammadi and Ghannadpour 2011), meshless method (Roque et al. 2011), etc. Earlier methods may not be straightforward to problems with complicating effects. Handling of all sets of boundary conditions is another problem to analyse. Therefore, various efforts have been carried out for finding the solution of nanobeams based on nonlocal theory. This paper mainly focuses on solving the governing differential equations of Euler–Bernoulli and Timoshenko nanobeams by an efficient way. As such Rayleigh–Ritz method with simple polynomials and orthonormal polynomials has been used in this investigation. Use of boundary characteristic orthogonal polynomials in the Rayleigh–Ritz method makes the procedure easier to handle. This is because of the fact that most of the elements of mass and stiffness matrices of the generalized Eigen value problem become either zero or one due to orthonormality of the assumed shape functions. As a result, the computations become easier and efficient. Though this method has been used in vibration of classical beams and plates (Bhat 1985; Singh and Chakraverty 1994a, b, c; Chakraverty et al. 1999; Stiharu and Bhat 1997; Chakraverty 2009), it has not yet been reported for vibration of nanobeams. It may be noted that the kinetic and potential energy expressions used in the Rayleigh–Ritz method are as such not simple as compared to classical beams and plates. This is due to the fact that governing differential equations of nanobeams should be handled considering the nonlocal theory as mentioned above.

In this paper, investigation is carried out to understand the small scale effects in the free vibration of nonlocal nanobeams based on Euler–Bernoulli and Timoshenko beam theories. The solution procedure includes the transformation of the governing equations from physical domain to computational domain using simple polynomials and boundary characteristic orthogonal polynomials in the Rayleigh–Ritz method. Results from our study in special cases are compared and are found to be in good agreement. Investigations with some new boundary conditions are also incorporated. As the mode shapes are useful for engineers to design the structures (they represent the shape that the

structures will vibrate in free motion), so deflection graphs for nonlocal CC Euler–Bernoulli nanobeams with various scaling effect parameters are given.

Theoretical formulation of nonlocal Euler–Bernoulli beam theory

Based on Euler–Bernoulli beam theory, the strain–displacement relation is given by

$$\varepsilon_{xx} = -z \frac{d^2 w}{dx^2} \quad (1)$$

where x is the longitudinal coordinate measured from the left end of the beam, ε_{xx} the normal strain, z the coordinate measured from the mid-plane of the beam and w the transverse displacement.

The strain energy U is given by

$$U = \frac{1}{2} \int_0^L \int_A \sigma_{xx} \varepsilon_{xx} dA dx \quad (2)$$

where σ_{xx} is the normal stress, L the length of the beam and A the cross-sectional area of the beam.

Substituting Eq. (1) into Eq. (2), the strain energy may be expressed as

$$U = -\frac{1}{2} \int_0^L M \frac{d^2 w}{dx^2} dx \quad (3)$$

where M is the bending moment and is given by

$$M = \int_A \sigma_{xx} z dA \quad (4)$$

Assuming free harmonic motion, the kinetic energy T is given by

$$T = \frac{1}{2} \int_0^L \rho A \omega^2 w^2 dx \quad (5)$$

where ω is the circular frequency of vibration and ρ the mass density of the beam material.

For an elastic material in one dimensional case, Eringen's nonlocal constitutive relation may be written as (Wang et al. 2007)

$$\sigma_{xx} - (e_0 a)^2 \frac{d^2 \sigma_{xx}}{dx^2} = E \varepsilon_{xx} \quad (6)$$

where E is the Young's modulus and $e_0 a$ is the scale coefficient which incorporates the small scale effect. It may be noted that a is the internal characteristic length (e.g., lattice parameter, C–C bond length and granular distance) and e_0 is a constant, which is to be experimentally

determined or approximated by matching the dispersion curves of plane waves with those of atomic lattice dynamics.

Multiplying Eq. (6) by ZdA and integrating over the area A yields

$$M - (e_0 a)^2 \frac{d^2 M}{dx^2} = -EI \frac{d^2 w}{dx^2} \quad (7)$$

where I is the second moment of area.

The governing equation of motion (Civalek and Akgoz 2010) is given by

$$\frac{d^2 M}{dx^2} = -\rho A \omega^2 w \quad (8)$$

Substituting Eq. (8) into Eq. (7), we have

$$M = -EI \frac{d^2 w}{dx^2} - (e_0 a)^2 \rho A \omega^2 w \quad (9)$$

Theoretical formulation of nonlocal Timoshenko beam theory

Based on the nonlocal Timoshenko beam theory, the strain energy U is given by (Wang et al. 2007)

$$U = \frac{1}{2} \int_0^L \int_A (\sigma_{xx} \varepsilon_{xx} + \sigma_{xz} \gamma_{xz}) dA dx \quad (10)$$

where x is the longitudinal coordinate measured from the left end of the beam, z the coordinate measured from the mid-plane of the beam, σ_{xx} the normal stress, σ_{xz} the transverse shear stress, ε_{xx} the normal strain, γ_{xz} the transverse shear strain, L the length of beam and A the cross sectional area of the beam.

The strain-displacement relations are given by

$$\varepsilon_{xx} = z \frac{d\phi}{dx} \quad (11)$$

$$\gamma_{xz} = \phi + \frac{dw}{dx} \quad (12)$$

where w is the transverse displacement and ϕ the rotation due to bending.

Substituting Eqs. (11) and (12) into Eq. (10), the strain energy may be expressed as

$$U = \frac{1}{2} \int_0^L \left(M \frac{d\phi}{dx} + Q \left(\phi + \frac{dw}{dx} \right) \right) dx \quad (13)$$

where M and Q are the bending moment and shear force, respectively, and are given as

$$M = \int_A \sigma_{xx} z dA$$

$$Q = \int_A \sigma_{xz} dA$$

For an elastic material in one dimensional case, the nonlocal constitutive relation may be simplified as

$$\sigma_{xx} - (e_0a)^2 \frac{d^2 \sigma_{xx}}{dx^2} = E \varepsilon_{xx} \quad (14)$$

The constitutive relation for the shear stress and strain may be written as

$$\sigma_{xz} = G \gamma_{xz} \quad (15)$$

where G is the shear modulus.

Multiplying Eq. (14) by $z dA$ and integrating the result over the area A yields

$$M - (e_0a)^2 \frac{d^2 M}{dx^2} = EI \frac{d\phi}{dx} \quad (16)$$

where I is the second moment of area.

Also integrating Eq. (15) over the area, one may obtain

$$Q = k_s GA \left(\phi + \frac{dw}{dx} \right)$$

where k_s is the shear correction in the Timoshenko beam theory to compensate the error in assuming a constant shear strain (stress) through the thickness of the beam.

Governing equations for the vibration behavior of Timoshenko nanobeams are given by Wang et al. (2007)

$$\frac{dM}{dx} = Q - \rho I \omega^2 \phi \quad (17)$$

$$\frac{dQ}{dx} = -\rho A \omega^2 w \quad (18)$$

where ρ is the mass density of the beam material and ω the circular frequency of vibration.

Hence nonlocal bending moment M may be expressed as

$$M = EI \frac{d\phi}{dx} - (e_0a)^2 \left(\rho A \omega^2 w + \rho I \omega^2 \frac{d\phi}{dx} \right) \quad (19)$$

Assuming free harmonic motion and including the effect of rotary inertia, the kinetic energy T is given by

$$T = \frac{1}{2} \int_0^L (\rho A \omega^2 w^2 + \rho I \omega^2 \phi^2) dx \quad (20)$$

Solution methodology

Using simple polynomials and orthonormal polynomials as basis functions in the *Rayleigh–Ritz* method, the frequency parameters for nanobeams have been computed.

In this method, displacement and rotation due to bending functions are represented by a series of admissible functions.

We introduce the following nondimensional terms

$X = \frac{x}{L}$, $W = \frac{w}{L}$, $\alpha = \frac{e_0a}{L}$ = scaling effect parameter, $\xi = \frac{L\sqrt{A}}{\sqrt{I}}$ = slenderness ratio, $\tau = \frac{1}{\xi^2}$, $\lambda^2 = \frac{\rho A \omega^2 L^4}{EI}$ = frequency parameter and $\Omega = \frac{EI}{k_s G A L^2}$ = shear deformation parameter.

Let us assume W and ϕ as

$$W(X) = \sum_{i=1}^n c_i \varphi_i \quad (21)$$

$$\phi(X) = \sum_{i=1}^n d_i \psi_i \quad (22)$$

where c_i and d_i are the unknown coefficients to be determined and n is the order of approximation to get desired accuracy. It may be noted that φ_i and ψ_i are admissible functions and can be represented as

$$\varphi_i = \eta_b X^{i-1}, \quad i = 1, 2, \dots, n$$

$$\psi_i = \eta_b X^{i-1}, \quad i = 1, 2, \dots, n$$

where η_b is the nondimensional *boundary polynomial* expression for a nanobeam with varying boundary conditions and is expressed as:

$$\eta_b = X^p (1 - X)^q \quad (23)$$

In Eq. (23), p and q take the values 0, 1 or 2 according to Free, simply supported or clamped boundary conditions, respectively. It may be noted that one may easily handle the boundary conditions of the problem by assigning various values of p and q as mentioned.

Solution for vibration of Euler–Bernoulli nanobeams

Substituting Eq. (21) into Eqs. (3) and (5) and differentiating partially with respect to unknown coefficients c_j , a *generalized Eigen value problem* will be obtained as

$$[K]\{Y\} = \lambda^2 [M]\{Y\} \quad (24)$$

where $\{Y\} = [c_1 c_2 \dots c_n]^T$, and the matrices $[K]$ and $[M]$ are given in “[Appendix](#)”.

Solution for vibration of Timoshenko nanobeams

Again substituting Eqs. (21) and (22) into Eqs. (10) and (20) and differentiating partially with respect to the unknown coefficients c_j and d_j , the following *generalized Eigen value problem* will be obtained

$$[K]\{Y\} = \lambda^2 [M]\{Y\} \quad (25)$$

where $\{Y\} = [c_1 c_2 \dots c_n d_1 d_2 \dots d_n]^T$ and the matrices $[K]$ and $[M]$ are again given in “Appendix”.

Method of solution using orthonormal polynomials

Displacement and rotation due to bending functions may be expressed as

$$W(X) = \sum_{i=1}^n c_i \hat{\varphi}_i \tag{26}$$

$$\phi(X) = \sum_{i=1}^n d_i \hat{\psi}_i \tag{27}$$

where c_i and d_i are unknown coefficients and n is the order of approximation to get desired accuracy. It may be noted that $\hat{\varphi}_i$ and $\hat{\psi}_i$ are orthonormal polynomials, which may be obtained using any orthogonalisation process such as three term recurrence relation or Gram-Schmidt process. Gram-Schmidt process is used here to find orthonormal polynomials with the help of linearly independent set of functions $\theta_i = \eta_b X^{i-1}$, where η_b is defined as in Eq. (23). The procedure works as follows:

$$\varphi_1 = \theta_1$$

$$\varphi_i = \theta_i - \sum_{j=1}^{i-1} \beta_{ij} \varphi_j$$

where

$$\beta_{ij} = \frac{\langle \theta_i, \varphi_j \rangle}{\langle \varphi_j, \varphi_j \rangle}$$

Here $\langle \cdot, \cdot \rangle$ denotes the inner product of the functions say φ_i and φ_j and is defined as

$$\langle \varphi_i, \varphi_j \rangle = \int_0^1 \varphi_i(X) \varphi_j(X) dX$$

The norm of the function say φ_i is given as

$$\|\varphi_i\| = \langle \varphi_i, \varphi_i \rangle^{1/2} = \left[\int_0^1 \varphi_i(X) \varphi_i(X) dX \right]^{1/2}$$

Then the orthonormal polynomials may be obtained as

$$\hat{\varphi}_i = \varphi_i / \|\varphi_i\|$$

similarly $\hat{\psi}_i$ may also be obtained.

Above procedure has been used here to get generalized eigen value problem as

$$[K]\{Y\} = \lambda^2 [M]\{Y\}$$

It may be noted that following property is satisfied due to orthonormality

$$\langle \hat{\varphi}_i, \hat{\varphi}_j \rangle = \delta_{ij} = \begin{cases} 1 & \text{if } i = j \\ 0 & \text{if } i \neq j \end{cases}$$

Matrices $[K]$ and $[M]$ are same as in Eq. (25). But due to orthonormality property in the matrix M , the sub matrix M_1 (as given in “Appendix”) will be an identity matrix. Moreover, first part of each expression for elements of matrices K_4 and M_4 will either be zero or one. In view of the above, the computations of the eigen value problem will reduce to a great extent.

Numerical results and discussions

Frequency parameters for single walled nanotube (SWNT) have been computed by Rayleigh–Ritz method taking

Table 1 Convergence of first three frequency parameters for Euler–Bernoulli nanobeams with $\alpha = 0.5$ and $L/d = 10$ (SS and CS)

n	B.C.					
	SS			CS		
	First	Second	Third	First	Second	Third
3	2.3026	3.8475	5.0587	2.7928	3.9140	5.6488
4	2.3026	3.4668	5.0587	2.7900	3.8530	4.8090
5	2.3022	3.4688	4.3231	2.7899	3.8341	4.6708
6	2.3022	3.4604	4.3231	2.7899	3.8327	4.6194
7	2.3022	3.4604	4.2945	2.7899	3.8325	4.6122
8	2.3022	3.4604	4.2945	2.7899	3.8325	4.6106
9	2.3022	3.4604	4.2941	2.7899	3.8325	4.6105
10	2.3022	3.4604	4.2941	2.7899	3.8325	4.6105
11	2.3022	3.4604	4.2941	2.7899	3.8325	4.6105

Table 2 Convergence of first three frequency parameters for Timoshenko nanobeams with $\alpha = 0.5$ and $L/d = 10$ (SS and CS)

n	B.C.					
	SS			CS		
	First	Second	Third	First	Second	Third
3	2.3867	3.6631	10.4677	2.7315	4.1148	6.8252
4	2.2760	3.6630	4.5482	2.7210	3.6916	4.8857
5	2.2760	3.3477	4.5481	2.7186	3.6521	4.3489
6	2.2756	3.3477	4.0425	2.7186	3.6373	4.2753
7	2.2756	3.3423	4.0425	2.7186	3.6364	4.2391
8	2.2756	3.3426	4.0212	2.7186	3.6362	4.2352
9	2.2756	3.3423	4.0212	2.7186	3.6362	4.2341
10	2.2756	3.3423	4.0209	2.7186	3.6362	4.2341
11	2.2756	3.3423	4.0209	2.7186	3.6362	4.2341

Table 3 First four frequency parameters of Euler–Bernoulli nanobeams for different scaling effect parameters and boundary conditions (SS, CS and CC)

Frequency parameter	$\alpha = 0$		$\alpha = 0.1$		$\alpha = 0.3$		$\alpha = 0.5$		$\alpha = 0.7$	
	Present	(Wang et al. 2007)	Present	(Wang et al. 2007)	Present	(Wang et al. 2007)	Present	(Wang et al. 2007)	Present	(Wang et al. 2007)
<i>Simply supported–Simply supported</i>										
1	3.1416	3.1416	3.0685	3.0685	2.6800	2.6800	2.3022	2.3022	2.0212	2.0212
2	6.2832	6.2832	5.7817	5.7817	4.3013	4.3013	3.4604	3.4604	2.9585	2.9585
3	9.4248	9.4248	8.0400	8.0400	5.4423	5.4423	4.2941	4.2941	3.6486	3.6486
4	12.566	12.566	9.9162	9.9162	6.3630	6.3630	4.9820	4.9820	4.2234	4.2234
<i>Clamped–Simply supported</i>										
1	3.9266	3.9266	3.8209	3.8209	3.2828	3.2828	2.7899	2.7899	2.4364	2.4364
2	7.0686	7.0686	6.4649	6.4649	4.7668	4.7668	3.8325	3.8325	3.2776	3.2776
3	10.210	10.210	8.6517	8.6517	5.8371	5.8371	4.6105	4.6105	3.9201	3.9201
4	13.252	13.252	10.469	10.469	6.7145	6.7145	5.2633	5.2633	4.4645	4.4645
<i>Clamped–Clamped</i>										
1	4.7300	4.7300	4.5945	4.5945	3.9184	3.9184	3.3153	3.3153	2.8893	2.8893
2	7.8532	7.8532	7.1402	7.1402	5.1963	5.1963	4.1561	4.1561	3.5462	3.5462
3	10.996	10.996	9.2583	9.2583	6.2317	6.2317	4.9328	4.9328	4.1996	4.1996
4	14.137	14.137	11.016	11.016	7.0482	7.0482	5.5213	5.5213	4.6817	4.6817

simple polynomials as well as orthonormal polynomials. Different boundary polynomial expressions are considered to handle various boundary conditions at the edges. In the numerical evaluations, following material and geometrical parameters of SWNT have been used: rod diameter, $d = 0.678$ nm; length of beam, $L = 10d$; thickness of tube, $t = 0.066$; shear correction factor, $k_s = 0.563$; Young's modulus, $E = 5.5$ TPa; shear modulus, $G = E/[2(1 + \nu)]$; Poisson's ratio $\nu = 0.19$ and second moment of area $I = \pi d^4/64$.

In this study, frequency parameters of both Euler–Bernoulli and Timoshenko nanobeams are computed. The results are investigated for different scaling effect parameters and boundary conditions. Firstly, the frequency

parameters are computed taking simple polynomials of the form X^{i-1} in the Rayleigh–Ritz method. Then the polynomials are orthonormalised by Gram–Schmidt process and are used in the Rayleigh–Ritz method to obtain frequency parameters. Table 1 shows the convergence studies of first three frequency parameters ($\sqrt{\lambda}$) for SS and CS Euler–Bernoulli nanobeams taking $\alpha = 0.5$ and $L = 10d$. Similarly convergence studies of first three frequency parameters for SS and CS Timoshenko nanobeams are tabulated in Table 2 for $\alpha = 0.5$ and $L = 10d$. In these tables, it is observed that the frequency parameters are close to the results of Wang et al. (2007) as the value of n increases. In Table 3, first four frequency parameters of

Table 4 First four frequency parameters of Timoshenko nanobeams for different scaling effect parameters and boundary conditions (SS, CS and CC)

Frequency parameter	$\alpha = 0$		$\alpha = 0.1$		$\alpha = 0.2$		$\alpha = 0.5$		$\alpha = 0.7$	
	Present	(Wang et al. 2007)	Present	(Wang et al. 2007)	Present	(Wang et al. 2007)	Present	(Wang et al. 2007)	Present	(Wang et al. 2007)
<i>Simply Supported–Simply Supported</i>										
1	3.0742	3.0929	3.0072	3.0243	2.6412	2.6538	2.2756	2.2867	2.0004	2.0212
2	5.8274	5.9399	5.4400	5.5304	4.1357	4.2058	3.3423	3.4037	2.8615	2.9585
3	8.1757	8.4444	7.2662	7.4699	5.0744	5.2444	4.0209	4.1644	3.4206	3.6485
4	10.181	10.626	8.6490	8.9874	5.7373	6.0228	4.5083	4.7436	3.8257	4.7273
<i>Clamped–Simply supported</i>										
1	3.7336	3.7845	3.6476	3.6939	3.1784	3.2115	2.7186	2.7471	2.3780	2.4059
2	6.2945	6.4728	5.8915	6.0348	4.4926	4.6013	3.6362	3.7312	3.1160	3.2776
3	8.4762	8.1212	7.5816	7.8456	5.3307	5.5482	4.2341	4.4185	3.6059	3.9201
4	10.361	10.880	8.8744	9.2751	5.9286	6.2641	4.6686	4.9460	4.9652	4.4644
<i>Clamped–Clamped</i>										
1	4.3980	4.4491	4.3026	4.3471	3.7578	3.7895	3.2091	3.2420	2.8051	2.8383
2	6.7711	6.9524	6.3507	6.4952	4.8196	4.9428	3.8824	3.9940	3.3196	3.4192
3	8.8185	9.1626	7.9274	8.1969	5.6082	5.8460	4.4708	4.4769	3.8142	3.9961
4	10.614	11.113	9.1456	9.5447	6.1194	6.4762	4.8152	5.1131	4.0879	4.3455

Table 5 First four frequency parameters of Timoshenko nanobeams for different scaling effect parameters and some new boundary conditions (Simply supported–Free and Free–Free)

Frequency parameter	$\alpha = 0$	$\alpha = 0.1$	$\alpha = 0.3$	$\alpha = 0.5$	$\alpha = 0.7$
<i>Simply supported–Free (SF)</i>					
1	0.0009	0.0008	0.0001	0.0001	0.0001
2	3.8065	3.7118	3.2121	2.7378	2.3931
3	6.4684	6.0146	4.5340	3.6575	3.1302
4	8.7295	7.7276	5.3708	4.2542	3.6193
<i>Free–Free (FF)</i>					
1	0.0009	0.0008	0.0008	0.0004	0.0004
2	4.5443	4.4253	3.8029	3.2201	2.8043
3	7.0857	6.5603	4.8810	3.9150	3.3428
4	9.2673	8.1717	5.6529	4.4805	3.8132

Euler–Bernoulli nanobeams are presented for different end conditions and scaling effect parameters. Present results are compared with results of Wang et al. (2007) and are found to be in good agreement. Frequency parameters for local Euler–Bernoulli nanobeams are also incorporated in this table. Similarly the results of Timoshenko nanobeams subjected to various boundary conditions are given in Table 4 for different scaling effect parameters. Again the results of Wang et al. (2007) are considered for comparison of obtained frequency parameters of Timoshenko nanobeams. From Tables (3) and (4), it can be clearly seen that the nonlocal results are smaller than the corresponding local ones. Frequency parameters for Free–Free (FF) and Simply Supported–Free (SF) are also given in Table 5 for

different scaling effect parameters. It may be noted that the frequency parameters obtained using orthonormalised polynomials are same as that of using simple polynomials. But here the computations become more efficient and less time is required for the execution of the program. It is due to the fact (as pointed out earlier also) that the matrix elements containing $\hat{\varphi}_i$ and $\hat{\varphi}_j$ become zero for i not equal to j and 1 for i equal to j due to the orthonormality. One of the interesting facts in this analysis is that CC nanobeams have highest frequency parameters than other boundary conditions. It helps the design engineers to obtain desired frequency parameters as per the application.

The behavior of the scaling effect parameter on the frequency parameter is shown in Fig. 1 for SS, CS and CC

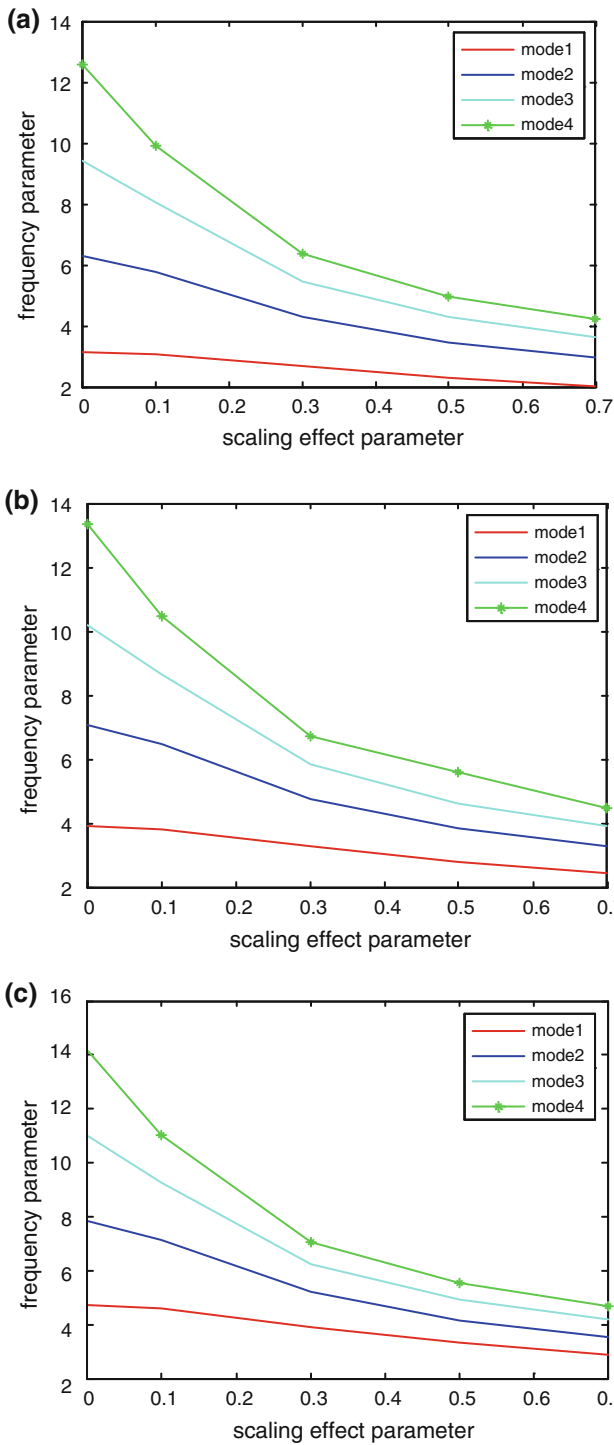


Fig. 1 Variation of small scale effect on the frequency parameter for Euler–Bernoulli nanobeams with $L/d = 10$. **a** Simply Supported–Simply Supported, **b** Clamped–Simply Supported, **c** Clamped–Clamped

Euler–Bernoulli nanobeams. Figure 2 shows the variation in the frequency parameter with the scaling effect parameter for SS, CS and CC Timoshenko nanobeams. In these figures, first four frequency parameters are shown for both

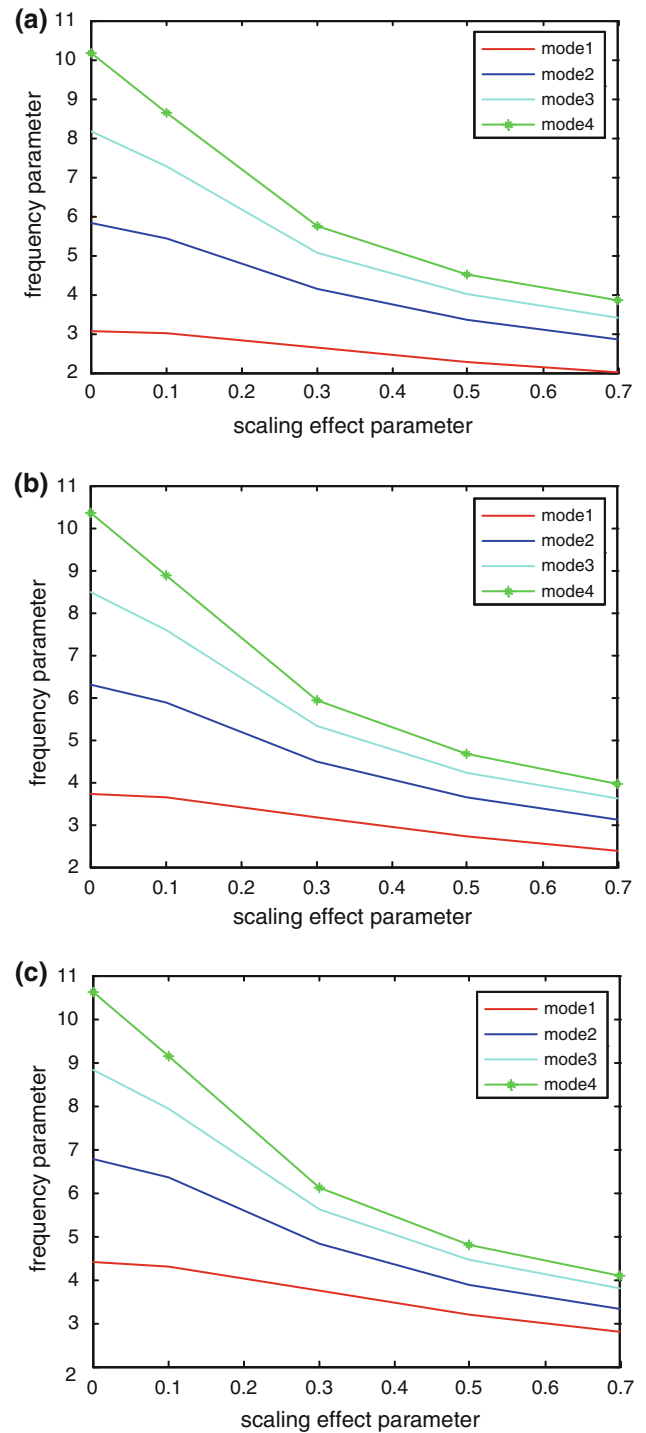


Fig. 2 Variation of small scale effect on the frequency parameter for Timoshenko nanobeams with $L/d = 10$. **a** Simply Supported–Simply Supported, **b** Clamped–Simply Supported, **c** Clamped–Clamped

Euler–Bernoulli and Timoshenko nanobeams. Figures 1 and 2 depict that frequency parameters are over predicted, when local beam model is considered for vibration analysis of nanobeams. As the scaling effect parameter increases,

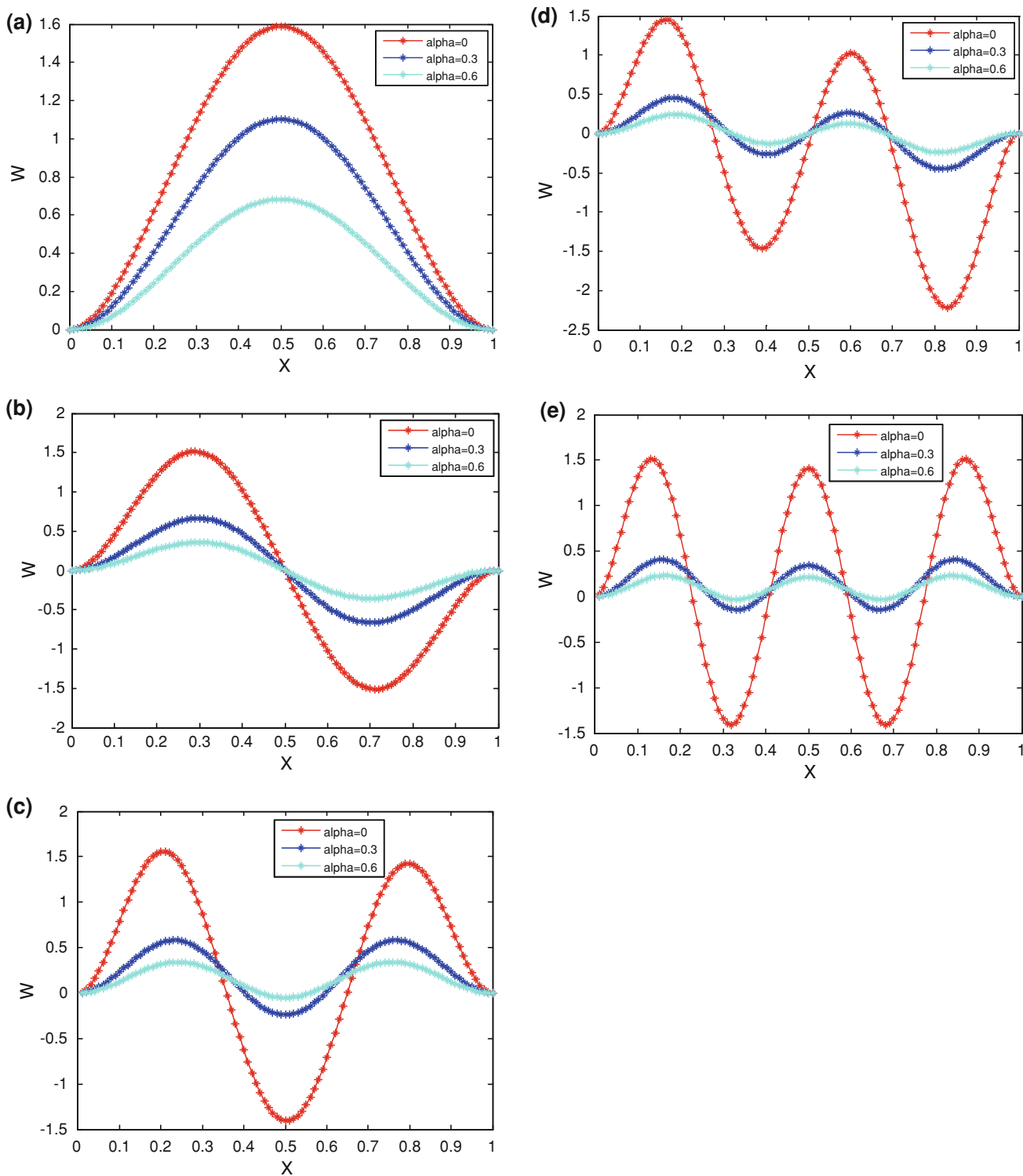


Fig. 3 First five deflection shapes of Clamped–Clamped nanobeams based on nonlocal Euler–Bernoulli beam model with scaling effect parameters as 0, 0.3 and 0.5. **a** First deflection, **b** Second deflection, **c** Third deflection, **d** Fourth deflection, and **e** Fifth deflection

the frequency parameters for nonlocal nanobeams become smaller than those of its local counterpart. This reduction can be clearly seen when we consider higher vibration modes. The reduction is due to the fact that the nonlocal

model may be viewed as atoms linked by elastic springs while in case of local continuum model, the spring constant is assumed to take an infinite value. So small scale effect makes the nanobeams more flexible and nonlocal impact

cannot be neglected. As such, nonlocal theory should be used for better predictions of high natural frequency of micro and nanobeams. Mode shapes are useful for engineers to design the structures, because they represent the shape that the structures will vibrate in free motion. Sometimes, the knowledge of higher modes is necessary before finalizing the design of an engineering system. Thus, while studying vibration problems viz. beam, plate or shell, one may always see the tabulation of the higher frequencies in the open literature. As such, the present investigators have reported first few higher modes in Fig. 3 for benchmarking the results, which may help the researchers of nanotechnology. In Fig. 3, we have given first five deflections of nonlocal CC Euler–Bernoulli nanobeams with scaling effect parameters as 0, 0.3 and 0.6. It can be seen that mode shapes are affected by the effect of small length scale. By understanding the modes of vibration, we can better design the structures as per the need.

Conclusions

In this paper, an efficient numerical method is developed for free vibration of Euler–Bernoulli and Timoshenko nanobeams based on Eringen’s nonlocal elasticity theory. Small scale effect, transverse shear deformation and rotary inertia are taken into consideration in nonlocal Timoshenko beam theory, which play a vital role while dealing with micro/nanobeams that are short, stubby and especially when the frequencies are high. Vibration characteristics of Euler–Bernoulli and Timoshenko nanobeams have been computed using simple polynomials and orthonormal polynomials in the Rayleigh–Ritz method. Results for different scaling effect parameters and boundary conditions are given in tables. Convergence studies of both Euler–Bernoulli and Timoshenko nanobeams are reported for SS and CS boundary conditions taking scaling effect

parameter as 0.5. Variations of frequency parameters with scaling effect parameters are shown in figures. Results are also tabulated for some new boundary conditions (SF and FF). Present results are compared with that of Wang et al. (2007) and it is observed that there is an excellence agreement. Deflection graphs of nonlocal CC Euler–Bernoulli nanobeams are plotted for different scaling effect parameters. Numerical solutions presented herein may be useful to design engineers in microelectromechanical and nanoelectromechanical devices. From this analysis, it may be concluded that the solutions obtained by the proposed method may easily be extended to various other complicated nanodomains.

Acknowledgments We would like to thank the anonymous referee for various valuable comments and suggestions that have led to an improvement in both the quality and clarity of the paper.

Open Access This article is distributed under the terms of the Creative Commons Attribution License which permits any use, distribution, and reproduction in any medium, provided the original author(s) and the source are credited.

Appendix

Stiffness and mass matrices of nonlocal Euler–Bernoulli nanobeams used in Eq. (24) are given below

$$K = \begin{bmatrix} \int_0^1 \varphi_1'' \varphi_1'' dX & \int_0^1 \varphi_2'' \varphi_1'' dX & \dots & \int_0^1 \varphi_n'' \varphi_1'' dX \\ \int_0^1 \varphi_1'' \varphi_2'' dX & \int_0^1 \varphi_2'' \varphi_2'' dX & \dots & \int_0^1 \varphi_n'' \varphi_2'' dX \\ \vdots & \vdots & \vdots & \vdots \\ \int_0^1 \varphi_1'' \varphi_n'' dX & \int_0^1 \varphi_2'' \varphi_n'' dX & \dots & \int_0^1 \varphi_n'' \varphi_n'' dX \end{bmatrix}$$

$$M = \begin{bmatrix} \int_0^1 (\varphi_1 \varphi_1 - \frac{\alpha^2}{2} \varphi_1 \varphi_1'' - \frac{\alpha^2}{2} \varphi_1'' \varphi_1) dX & \int_0^1 \varphi_2 \varphi_1 - \frac{\alpha^2}{2} \varphi_2 \varphi_1'' - \frac{\alpha^2}{2} \varphi_2'' \varphi_1 dX & \dots & \int_0^1 \varphi_n \varphi_1 - \frac{\alpha^2}{2} \varphi_n \varphi_1'' - \frac{\alpha^2}{2} \varphi_n'' \varphi_1 dX \\ \int_0^1 \varphi_1 \varphi_2 - \frac{\alpha^2}{2} \varphi_1 \varphi_2'' - \frac{\alpha^2}{2} \varphi_1'' \varphi_2 dX & \int_0^1 \varphi_2 \varphi_2 - \frac{\alpha^2}{2} \varphi_2 \varphi_2'' - \frac{\alpha^2}{2} \varphi_2'' \varphi_2 dX & \dots & \int_0^1 \varphi_n \varphi_2 - \frac{\alpha^2}{2} \varphi_n \varphi_2'' - \frac{\alpha^2}{2} \varphi_n'' \varphi_2 dX \\ \vdots & \vdots & \vdots & \vdots \\ \int_0^1 \varphi_1 \varphi_n - \frac{\alpha^2}{2} \varphi_1 \varphi_n'' - \frac{\alpha^2}{2} \varphi_1'' \varphi_n dX & \int_0^1 \varphi_2 \varphi_n - \frac{\alpha^2}{2} \varphi_2 \varphi_n'' - \frac{\alpha^2}{2} \varphi_2'' \varphi_n dX & \dots & \int_0^1 \varphi_n \varphi_n - \frac{\alpha^2}{2} \varphi_n \varphi_n'' - \frac{\alpha^2}{2} \varphi_n'' \varphi_n dX \end{bmatrix}$$

Following are stiffness and mass matrices of nonlocal Timoshenko nanobeams used in Eq. (25).

$$K = \begin{bmatrix} K_1 & K_2 \\ K_3 & K_4 \end{bmatrix}$$

where

$$K_1 = \begin{bmatrix} \int_0^1 \varphi_1' \varphi_1' dX & \int_0^1 \varphi_2' \varphi_1' dX & \dots & \int_0^1 \varphi_n' \varphi_1' dX \\ \int_0^1 \varphi_1' \varphi_2' dX & \int_0^1 \varphi_2' \varphi_2' dX & \dots & \int_0^1 \varphi_n' \varphi_2' dX \\ \vdots & \vdots & \ddots & \vdots \\ \int_0^1 \varphi_1' \varphi_n' dX & \int_0^1 \varphi_2' \varphi_n' dX & \dots & \int_0^1 \varphi_n' \varphi_n' dX \end{bmatrix},$$

$$K_2 = \begin{bmatrix} \int_0^1 \psi_1 \varphi_1' dX & \int_0^1 \psi_2 \varphi_1' dX & \dots & \int_0^1 \psi_n \varphi_1' dX \\ \int_0^1 \psi_1 \varphi_2' dX & \int_0^1 \psi_2 \varphi_2' dX & \dots & \int_0^1 \psi_n \varphi_2' dX \\ \vdots & \vdots & \ddots & \vdots \\ \int_0^1 \psi_1 \varphi_n' dX & \int_0^1 \psi_2 \varphi_n' dX & \dots & \int_0^1 \psi_n \varphi_n' dX \end{bmatrix},$$

$$K_3 = \begin{bmatrix} \int_0^1 \varphi_1' \psi_1 dX & \int_0^1 \varphi_2' \psi_1 dX & \dots & \int_0^1 \varphi_n' \psi_1 dX \\ \int_0^1 \varphi_1' \psi_2 dX & \int_0^1 \varphi_2' \psi_2 dX & \dots & \int_0^1 \varphi_n' \psi_2 dX \\ \vdots & \vdots & \ddots & \vdots \\ \int_0^1 \varphi_1' \psi_n dX & \int_0^1 \varphi_2' \psi_n dX & \dots & \int_0^1 \varphi_n' \psi_n dX \end{bmatrix},$$

$$[M] = \begin{bmatrix} M_1 & M_2 \\ M_3 & M_4 \end{bmatrix}$$

where

$$M_1 = \Omega \begin{bmatrix} \int_0^1 \varphi_1 \varphi_1 dX & \int_0^1 \varphi_1 \varphi_2 dX & \dots & \int_0^1 \varphi_1 \varphi_n dX \\ \int_0^1 \varphi_2 \varphi_1 dX & \int_0^1 \varphi_2 \varphi_2 dX & \dots & \int_0^1 \varphi_2 \varphi_n dX \\ \vdots & \vdots & \ddots & \vdots \\ \int_0^1 \varphi_n \varphi_1 dX & \int_0^1 \varphi_n \varphi_2 dX & \dots & \int_0^1 \varphi_n \varphi_n dX \end{bmatrix},$$

$$M_2 = \Omega \frac{\alpha^2}{2} \begin{bmatrix} \int_0^1 \psi_1' \varphi_1 dX & \int_0^1 \psi_2' \varphi_1 dX & \dots & \int_0^1 \psi_n' \varphi_1 dX \\ \int_0^1 \psi_1' \varphi_2 dX & \int_0^1 \psi_2' \varphi_2 dX & \dots & \int_0^1 \psi_n' \varphi_2 dX \\ \vdots & \vdots & \ddots & \vdots \\ \int_0^1 \psi_1' \varphi_n dX & \int_0^1 \psi_2' \varphi_n dX & \dots & \int_0^1 \psi_n' \varphi_n dX \end{bmatrix},$$

$$M_3 = \Omega \frac{\alpha^2}{2} \begin{bmatrix} \int_0^1 \psi_1' \varphi_1 dX & \int_0^1 \psi_1' \varphi_2 dX & \dots & \int_0^1 \psi_1' \varphi_n dX \\ \int_0^1 \psi_2' \varphi_1 dX & \int_0^1 \psi_2' \varphi_2 dX & \dots & \int_0^1 \psi_2' \varphi_n dX \\ \vdots & \vdots & \ddots & \vdots \\ \int_0^1 \psi_n' \varphi_1 dX & \int_0^1 \psi_n' \varphi_2 dX & \dots & \int_0^1 \psi_n' \varphi_n dX \end{bmatrix},$$

$$K_4 = \begin{bmatrix} \int_0^1 (\psi_1 \psi_1 + \Omega \psi_1' \psi_1') dX & \int_0^1 (\psi_1 \psi_2 + \Omega \psi_1' \psi_2') dX & \dots & \int_0^1 (\psi_1 \psi_n + \Omega \psi_1' \psi_n') dX \\ \int_0^1 (\psi_2 \psi_1 + \Omega \psi_1' \psi_2') dX & \int_0^1 (\psi_2 \psi_2 + \Omega \psi_2' \psi_2') dX & \dots & \int_0^1 (\psi_2 \psi_n + \Omega \psi_2' \psi_n') dX \\ \vdots & \vdots & \ddots & \vdots \\ \int_0^1 (\psi_n \psi_1 + \Omega \psi_n' \psi_1') dX & \int_0^1 (\psi_n \psi_2 + \Omega \psi_n' \psi_2') dX & \dots & \int_0^1 (\psi_n \psi_n + \Omega \psi_n' \psi_n') dX \end{bmatrix}$$

$$M_4 = \Omega \begin{bmatrix} \int_0^1 (\tau\psi_1\psi_1 + \tau\alpha^2\psi_1'\psi_1')dX & \int_0^1 (\tau\psi_1\psi_2 + \tau\alpha^2\psi_1'\psi_2')dX & \dots & \int_0^1 (\tau\psi_1\psi_n + \tau\alpha^2\psi_1'\psi_n')dX \\ \int_0^1 (\tau\psi_2\psi_1 + \tau\alpha^2\psi_1'\psi_2')dX & \int_0^1 (\tau\psi_2\psi_2 + \tau\alpha^2\psi_2'\psi_2')dX & \dots & \int_0^1 (\tau\psi_2\psi_n + \tau\alpha^2\psi_2'\psi_n')dX \\ \vdots & \vdots & \vdots & \vdots \\ \int_0^1 (\tau\psi_n\psi_1 + \tau\alpha^2\psi_1'\psi_n')dX & \int_0^1 (\tau\psi_n\psi_2 + \tau\alpha^2\psi_2'\psi_n')dX & \dots & \int_0^1 (\tau\psi_n\psi_n + \tau\alpha^2\psi_n'\psi_n')dX \end{bmatrix}$$

References

- Ansari R, Ramezannezhad H (2011) Nonlocal Timoshenko beam model for the large-amplitude vibrations of embedded multi-walled carbon nanotubes including thermal effects. *Low Dimens Syst Nanostruct* 43:1171–1178
- Aydogdu M (2009) A general nonlocal beam theory: its application to nanobeam bending, buckling and vibration. *Low Dimens Syst Nanostruct* 41:1651–1655
- Bachtold A, Hadley P, Nakanishi T, Dekker C (2001) Logic circuits with carbon nanotube transistors. *Science* 294:1317–1319
- Bhat RB (1985) Plate deflections using orthogonal polynomials. *J Eng Mech* 111:1301–1309
- Chakraverty S. (2009) *Vibration of plates*. CRC Press/Taylor & Francis Group, Boca Raton, FL
- Chakraverty S, Bhat RB, Stiharu I (1999) Recent research on vibration of structures using boundary characteristic orthogonal polynomials in the Rayleigh–Ritz method. *Shock Vib Dig* 31:187–194
- Challamel N, Wang CM (2008) The small length scale effect for a non-local cantilever beam: a paradox solved. *Nanotechnology* 19:345703
- Chowdhury R, Wang CY, Adhikari S (2010a) Low frequency vibration of multiwall carbon nanotubes with heterogeneous boundaries. *J Phys D Appl Phys* 43:085405
- Chowdhury R, Adhikari S, Wang CW, Scarpa F (2010b) A molecular mechanics approach for the vibration of single-walled carbon nanotubes. *Comput Mater Sci* 48:730–735
- Civalek O, Akgoz B (2010) Free vibration analysis of microtubules as cytoskeleton components: nonlocal Euler–Bernoulli beam modeling. *Sci Iran Trans B Mech Eng* 17:367–375
- Dai H, Hafner JH, Rinzler AG, Colbert DT, Smalley RE (1996) Nanotubes as nanopores in scanning probe microscopy. *Nature (London)* 384:147–150
- Dubey A, Sharma G, Mavroidis C, Tomassone MS, Nikitczuk K, Yarmush ML (2004) Computational studies of viral protein nano-actuators. *J Comput Theor Nanosci* 1:18–28
- Eltaher MA, Emam SA, Mahmoud FF (2012) Free vibration analysis of functionally graded size-dependent nanobeams. *Appl Math Comput* 218:7406–7420
- Eringen AC (1972) Nonlocal polar elastic continua. *Int J Eng Sci* 10:1–16
- Loya J, López-Puente J, Zaera R, Fernández-Saez J (2009) Free transverse vibrations of cracked nanobeams using a nonlocal elasticity model. *J Appl Phys* 105(1–9):044309
- Lu P, Lee HP, Lu C, Zhang PQ (2006) Dynamic properties of flexural beams using a nonlocal elasticity model. *J Appl Phys* 99(1–7):073510
- Mohammadi B, Ghannadpour SAM (2011) Energy approach vibration analysis of nonlocal Timoshenko beam theory. *Proc Eng* 10:1766–1771
- Murmu T, Adhikari S (2010) Nonlocal transverse vibration of double-nanobeam-systems. *J Appl Phys* 108(1–9):083514
- Naguleswaran S (2002) Transverse vibrations of an Euler–Bernoulli uniform beam carrying several particles. *Int J Mech Sci* 44:2463–2478
- Peddieon J, Buchanan GR, McNitt RP (2003) Application of nonlocal continuum models to nanotechnology. *Int J Eng Sci* 41:305–312
- Peng HB, Chang CW, Aloni S, Yuzvinsky TD, Zettl A (2006) Ultrahigh frequency nanotube resonators. *Phys Rev Lett* 97(1–4):087203
- Pennadam S, Firman K, Alexander C, Górecki DC (2004) Protein-polymer nano-machines towards synthetic control of biological processes. *J Nanobiotechnol* 2:1–8
- Roque CMC, Ferreira AJM, Reddy JN (2011) Analysis of Timoshenko nanobeams with a nonlocal formulation and meshless method. *Int J Eng Sci* 49:976–984
- Ruud JA, Jervis TR, Spaepan F (1994) Nanoindentation of Ag/Ni multilayered thin films. *J Appl Phys* 75(1–6):4969
- Shen H-S (2011) Nonlocal plate model for nonlinear analysis of thin films on elastic foundations in thermal environments. *Compos Struct* 93:1143–1152
- Singh B, Chakraverty S (1994a) Boundary characteristic orthogonal polynomials in numerical approximation. *Commun Numer Methods Eng* 10:1027–1043
- Singh B, Chakraverty S (1994b) Flexural vibration of skew plates using characteristic orthogonal polynomials in two variables. *J Sound Vib* 173:157–178
- Singh B, Chakraverty S (1994c) Use of characteristic orthogonal polynomials in two dimensions for transverse vibrations of elliptic and circular plates with variable thickness. *J Sound Vib* 173:289–299
- Stiharu I, Bhat RB (1997) Vibration of microplates in electrostatic fields using Rayleigh–Ritz method. In: *Proceedings of the XV-th international modal analysis conference*, vol 1, Orlando, Florida, pp 765–770
- Wang Q (2005) Wave propagation in carbon nanotubes via nonlocal continuum mechanics. *J Appl Phys* 98(1–7):124301
- Wang LF, Hu HY (2005) Flexural wave propagation in single-walled carbon nanotubes. *Phys Rev B* 71(1–7):195412
- Wang CM, Zhang YY, He XQ (2007) Vibration of nonlocal Timoshenko beams. *Inst Phys* 18(1–9):105401
- Wang CM, Kitipornchai S, Lim CW, Eisenberger M (2008) Beam bending solution based on nonlocal Timoshenko beam theory. *J Eng Mech ASCE* 134:475–481
- Xu M (2006) Free transverse vibrations of nano-to-micron scale. *Proc Royal Soc A* 462:2977–2995
- Zhang YQ, Liu GR, Xie XY (2005) Free transverse vibrations of double-walled carbon nanotubes using a theory of nonlocal elasticity. *Phys Rev B* 71(1–7):195404