

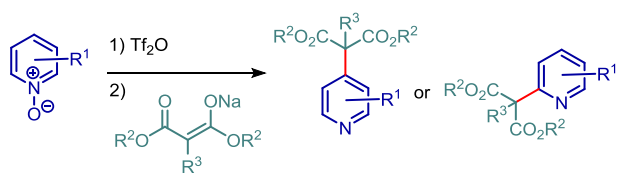
Regioselective synthesis of pyridines by redox alkylation of pyridine *N*-oxides with malonates

Miran Lemmerer¹ · Christopher J. Teskey¹ · Daniel Kaiser¹ · Nuno Maulide¹ 

Received: 25 September 2017 / Accepted: 16 October 2017 / Published online: 28 November 2017
© The Author(s) 2018. This article is an open access publication

Abstract A regioselective synthesis of pyridines by the addition of malonate anions to pyridine *N*-oxide derivatives, which have been activated by trifluoromethanesulfonic anhydride, is reported. The reaction selectively affords either 2- or 4-substituted pyridines in good yields.

Graphical abstract



Keywords Umpolung · Heterocycles · Nucleophilic additions

Introduction

Pyridine is the most common aromatic heterocycle in FDA approved drugs [1]. Significant examples include isoniazid (1) and ethionamide (2) which are both antibiotics used to

treat tuberculosis and are included on the World Health Organizations List of Essential Medicines (Fig. 1a) [2]. A number of herbicides also contain the pyridine motif such as dithiopyr (3) [3] and imazapyr (4) [4] (Fig. 1b).

As a result of the prevalence of this heterocycle there is a continued interest in the synthesis of densely functionalized examples. Classical approaches to the synthesis of pyridines include the Chichibabin [5] and Hantzsch condensations [6] and the Kröhnke reaction [7]. More modern approaches have been reported including a copper-catalyzed annulation reaction [8] and metal-free cycloaddition reactions [9–11].

Modification or functionalization of existing pyridine structures can be carried out using a variety of strategies. Metal-catalyzed methods range from cross-coupling reactions, such as the Suzuki–Miyaura coupling [12] and iron-catalyzed cross coupling with Grignard reagents [13] to direct C–H functionalization [14]. Minisci reported the addition of carbon-centered radicals to pyridine [15], although this approach is not always completely selective [16]. Another approach to introduce functional groups that avoids the use of metal catalysis is by electrophilic activation of the corresponding *N*-oxide followed by nucleophilic substitution. In 1966, Bauer and Hirsch reported the synthesis of mercaptopicolines via addition of thiols to picoline *N*-oxide which had been activated with phenylsulfonyl chloride [17]. More recently, Johnson et al. have shown how to introduce a protected amine to the 2-position of picoline (Scheme 1A) [18]. Londregan et al. reported that the amide coupling reagent PyBroP can be used to activate pyridine *N*-oxides for the attack of a range of nucleophiles (Scheme 1B) [19].

Our group has a long-standing interest in the chemistry of highly reactive intermediates, and in particular, the use of trifluoromethanesulfonic anhydride (triflic anhydride) as an easily handled, commercially available electrophilic

The original version of this article was revised: In section “General procedure” some numbers were missing.

Electronic supplementary material The online version of this article (<https://doi.org/10.1007/s00706-017-2081-y>) contains supplementary material, which is available to authorized users.

✉ Nuno Maulide
nuno.maulide@univie.ac.at

¹ Institute of Organic Chemistry, University of Vienna, Währinger Strasse 38, 1090 Vienna, Austria

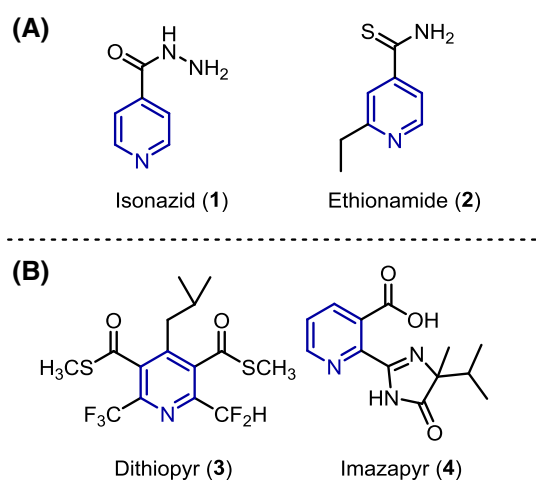
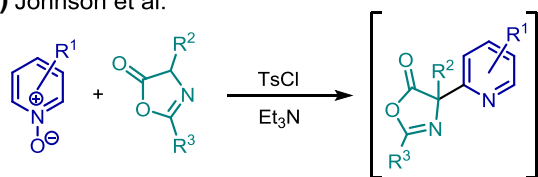


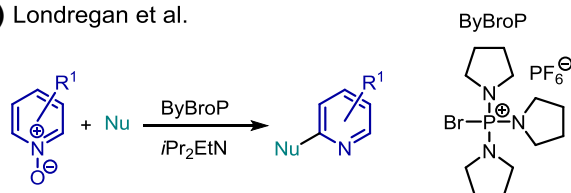
Fig. 1 Examples of common **a** drugs and **b** herbicides which contain a pyridine ring

Scheme 1

(A) Johnson et al.



(B) Londregan et al.



activating agent [20–24]. Given this, we decided to investigate its use as an activating agent for pyridine *N*-oxides with malonates as nucleophiles: malonic esters are a versatile handle for the introduction of carboxylic esters or acids [25].

Results and discussion

We began by treating 2,6-lutidine *N*-oxide with triflic anhydride ($\text{ Tf}_2\text{O}$) to form strongly electrophilic intermediate **5**. The addition of a solution of the sodium salt of dibenzyl malonate, generated by the action of sodium hydride on the malonate in THF, resulted in smooth formation of dibenzyl 2-(2,6-dimethylpyridin-4-yl)malonate (**6a**) (Scheme 2).

A brief optimization of the reaction conditions yielded a general procedure, whereby the *N*-oxide was treated with 1.5 equivalents of $\text{ Tf}_2\text{O}$ at 0 °C for 15 min before addition of a THF solution of the malonate anion. This afforded product **6a** in moderate yield of 53%. Using this protocol, we investigated different substitution patterns on the malonate partner (Scheme 3).¹ We were pleased to find that a fluorine atom could be incorporated giving product **6b** in 61% yield. Gratifyingly, we were able to form quaternary centers (**6c**, **6d**, and **7a**) and both alkene and nitrile functional groups were tolerated on the malonate. We then turned our attention to *N*-oxides that had a pre-existing substituent at the 4-position with the aim to divert functionalization to the 2-position. With diethyl 2-allylmalonate, alkyl (**7b**) and aryl (**7c**) substituents on the *N*-oxide resulted in good yields of the product. However, a nitrile group at the 4-position of the *N*-oxide gave the anticipated product in only poor yield (**7d**). This could be partly due to the reduced nucleophilic character of the *N*-oxide, resulting in a slower reaction with $\text{ Tf}_2\text{O}$. Londregan et al. similarly reported a poor yield using his activation procedure. The use of unsubstituted pyridine *N*-oxide yielded a mixture of products alkylated at either the 4- or 2-position (ratio = 1:1.4) in a combined 43% yield.²

Conclusion

We have developed a mild and convenient way to functionalize pyridine *N*-oxide derivatives with malonates. This is achieved by activating the corresponding *N*-oxide with $\text{ Tf}_2\text{O}$, setting the stage for the nucleophilic addition event. Functional groups including alkenes and nitriles are tolerated on the malonate and this effectively redox-neutral method is amenable to the formation of quaternary centers.

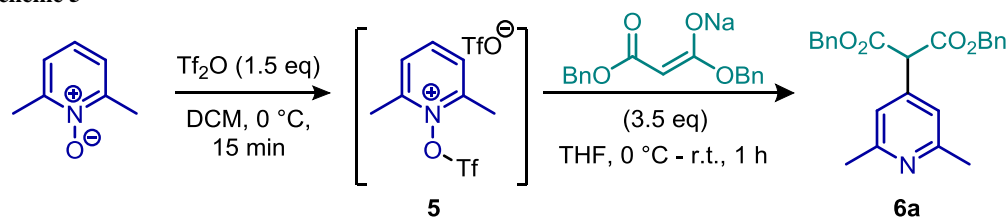
Experimental

All reagents and anhydrous solvents were used as received from commercial suppliers. Purification was monitored by thin-layer chromatography (TLC) performed on plastic plates coated with Kieselgel F254 with 0.2 mm thickness or GC–MS. Visualization was achieved by ultraviolet light (254 nm) or development with KMnO_4 solution. Flash column chromatography was performed using silica gel 60 (230–400 mesh, Merck and co.). Near infrared spectra were

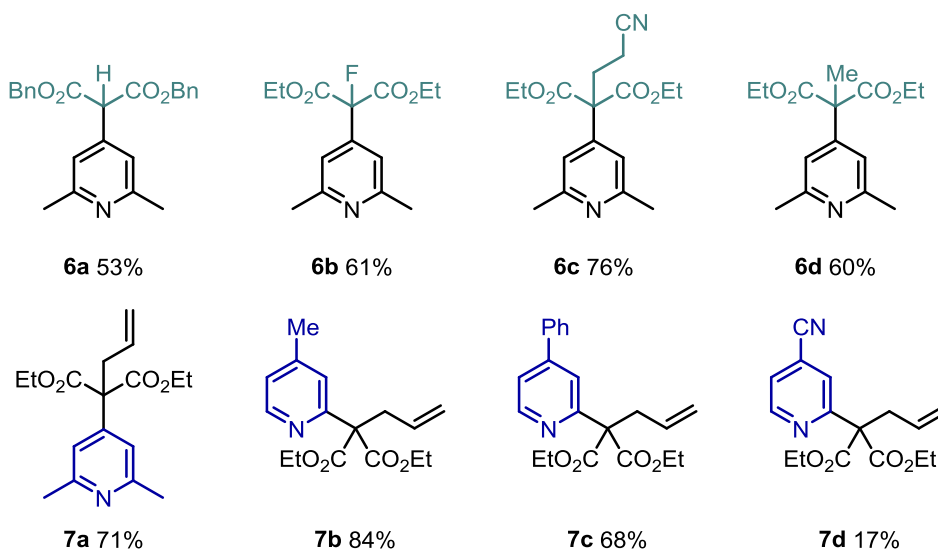
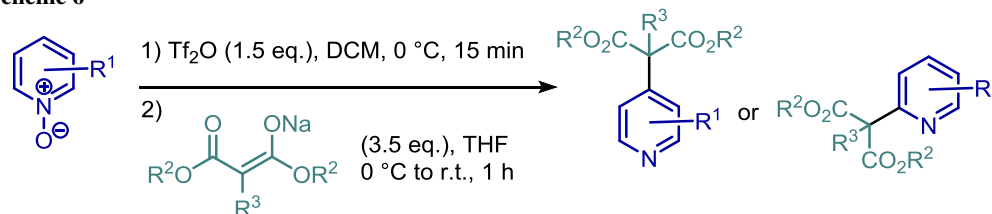
¹ The use of reduced amounts of nucleophile led to worse results. For instance, employing two equivalents of the anion of diethyl allyl malonate resulted in a 40% yield (¹H NMR yield using 1,3,5-trimethoxybenzene as an internal standard).

² ¹H NMR yield using 1,3,5-trimethoxybenzene as an internal standard.

Scheme 5



Scheme 6



recorded using a Perkin-Elmer Spectrum 100 FT-IR spectrometer. Mass spectra were obtained using a Finnigan MAT 8200 or (70 eV) or an Agilent 5973 (70 eV) spectrometer, using electrospray ionization (ESI). All ^1H NMR, ^{13}C NMR and ^{19}F NMR spectra were recorded on Bruker AV-400 or Bruker AV-600 or Bruker AV-700 in CDCl_3 . Chemical shifts are given in parts per million (δ/ppm).

General procedure

All flasks and stirrer bars were flame dried before use. To the *N*-oxide (0.2 mmol, 1.0 equiv.), dissolved in 2 cm^3 dichloromethane was added Tf_2O (0.3 mmol, 1.5 equiv.) at $0\text{ }^\circ\text{C}$. In another flask, a suspension of NaH (0.7 mmol, 3.5 equiv.) in 1 cm^3 tetrahydrofuran was cooled to $0\text{ }^\circ\text{C}$ and

the malonate (0.7 mmol, 3.5 equiv.) was added. After 15 min, the malonate solution was added to the activated *N*-oxide solution and the mixture was stirred at room temperature for 1 h. The reaction was quenched with NH_4Cl solution and the aqueous phase was extracted with dichloromethane. The combined organic layers were washed with brine before being dried over MgSO_4 . The solvents were removed under reduced pressure and the crude product was purified by column chromatography.

Dibenzyl 2-(2,6-dimethylpyridin-4-yl)malonate (**6a**, $\text{C}_{24}\text{H}_{23}\text{NO}_4$)

The product was prepared according to the general procedure. Purification by column chromatography (EtOAc :heptane = 1:1) yielded the product (41.0 mg, 53%) as a pale yellow solid. ^1H NMR (400 MHz,

CDCl₃): δ = 7.28–7.20 (m, 10H), 6.88 (s, 2H), 5.11 (dd, J = 12.0, 18.1 Hz, 4H), 4.56 (s, 1H), 2.43 (s, 6H) ppm; ¹³C NMR (101 MHz, CDCl₃): δ = 167.0, 158.4, 141.5, 135.1, 128.7, 128.7, 128.4, 120.9, 67.9, 57.3, 24.6 ppm; IR: $\bar{\nu}$ = 3064, 3033, 2955, 2922, 1732, 1605, 1569, 1497, 1453, 1375, 1297, 1140 cm⁻¹; HRMS (ESI): m/z calculated for [M + H]⁺ 390.1700, found 390.1701.

Diethyl 2-(2,6-dimethylpyridin-4-yl)-2-fluoromalonate
(**6b**, C₁₄H₁₈FNO₄)

The product was prepared according to the general procedure. Purification by column chromatography (EtOAc:heptane = 1:3) yielded the product (34.3 mg, 61%) as a pale yellow liquid. ¹H NMR (400 MHz, CDCl₃): δ = 7.19 (s, 2H), 4.33 (q, J = 7.1, 4H), 2.56 (s, 6H), 1.32 (t, J = 7.1 Hz, 6H) ppm; ¹³C NMR (101 MHz, CDCl₃): δ = 164.9 (d, J = 25.0 Hz), 158.3, 142.4 (d, J = 22.4 Hz), 116.8 (d, J = 9.0 Hz), 93.2 (d, J = 202.9 Hz), 63.4, 24.8, 14.0 ppm; ¹⁹F NMR (659 MHz, CDCl₃): δ = -165.2 ppm; IR: $\bar{\nu}$ = 2983, 2927, 1753, 1604, 1569, 1445, 1412, 1369, 1270, 1230, 1174, 1105, 1044, 1010 cm⁻¹; HRMS (ESI): m/z calculated for [M + H]⁺ 284.1293, found 284.1292.

Diethyl 2-(2-cyanoethyl)-2-(2,6-dimethylpyridin-4-yl)malonate (**6c**, C₁₇H₂₂N₂O₄)

The product was prepared according to the general procedure. Purification by column chromatography (EtOAc:heptane = 1:1) yielded the product (48.4 mg, 76%) as a pink liquid. ¹H NMR (400 MHz, CDCl₃): δ = 6.90 (s, 2H), 4.32–4.24 (m, 4H), 2.61–2.57 (m, 2H), 2.54 (s, 6H), 2.37–2.33 (m, 2H), 1.28 (t, J = 7.1 Hz, 6H) ppm; ¹³C NMR (125 MHz, CDCl₃): δ = 168.8, 158.6, 145.0, 119.0, 118.9, 62.6, 61.3, 32.0, 24.8, 14.0, 13.5 ppm; IR: $\bar{\nu}$ = 2982, 2937, 2249, 1728, 1603, 1564, 1445, 1368, 1254, 1188, 1079, 1016 cm⁻¹; HRMS (ESI): m/z calculated for [M + H]⁺ 319.1652, found 319.1651.

Diethyl 2-(2,6-dimethylpyridin-4-yl)-2-methylmalonate
(**6d**, C₁₅H₂₁NO₄)

The product was prepared according to the general procedure. Purification by column chromatography (EtOAc:heptane = 1:1) yielded the product (33.6 mg, 60%) as a pale yellow liquid. ¹H NMR (400 MHz, CDCl₃): δ = 6.94 (s, 2H), 4.25 (m, 4H), 2.52 (s, 6H), 1.81 (s, 3H), 1.26 (t, J = 7.2 Hz, 6H) ppm; ¹³C NMR (101 MHz, CDCl₃): δ = 170.7, 157.9, 147.8, 119.1, 62.1, 58.6, 24.8, 22.2, 14.1 ppm; IR: $\bar{\nu}$ = 2982, 1728, 1604, 1564, 1447, 1414, 1377, 1253, 1181, 1105, 1017 cm⁻¹; HRMS (ESI): m/z calculated for [M + H]⁺ 280.1543, found 280.1543.

Diethyl 2-allyl-2-(2,6-dimethylpyridin-4-yl)malonate
(**7a**, C₁₇H₂₃NO₄)

The product was prepared according to the general procedure. Purification by column chromatography

(EtOAc:heptane = 1:3) yielded the product (43.6 mg, 71%) as a pale yellow liquid. ¹H NMR (400 MHz, CDCl₃): δ = 7.01 (s, 2H), 5.75–5.64 (m, 1H), 5.08 (m, 1H), 5.04 (s, 1H), 4.29–4.16 (m, 4H), 3.00 (d, J = 7.1 Hz, 2H), 2.52 (s, 6H), 1.25 (t, J = 7.1, 6H) ppm; ¹³C NMR (101 MHz, CDCl₃): δ = 169.5, 157.8, 146.3, 132.5, 119.7, 119.4, 62.4, 62.0, 40.3, 24.8, 14.1 ppm; IR: $\bar{\nu}$ = 2981, 2926, 1729, 1602, 1563, 1443, 1414, 1367, 1295, 1270, 1230, 1196, 1162 cm⁻¹; HRMS (ESI): m/z calculated for [M + H]⁺ 306.1700, found 306.1703.

Diethyl 2-allyl-2-(4-methylpyridin-2-yl)malonate
(**7b**, C₁₆H₂₁NO₄)

The product was prepared according to the general procedure. Purification by column chromatography (EtOAc:heptane = 1:10) yielded the product (48.8 mg, 84%) as a pale yellow liquid. ¹H NMR (400 MHz, CDCl₃): δ = 8.39 (dd, J = 0.5, 5.0 Hz, 1H), 7.56 (app t, J = 0.7 Hz, 1H), 7.01–6.99 (m, 1H), 5.82–5.75 (m, 1H), 5.04–4.99 (m, 2H), 4.27–4.20 (m, 4H), 3.12 (d, J = 7.2 Hz, 2H), 2.36 (s, 3H), 1.24 (t, J = 7.1 Hz, 6H) ppm; ¹³C NMR (101 MHz, CDCl₃): δ = 169.9, 156.6, 148.6, 147.1, 133.6, 124.8, 123.5, 118.6, 65.3, 61.7, 40.4, 21.4, 14.1 ppm; IR: $\bar{\nu}$ = 2980, 2936, 1729, 1601, 1444, 1298, 1195 cm⁻¹; HRMS (ESI): m/z calculated for [M + H]⁺ 292.1543, found 292.1543.

Diethyl 2-allyl-2-(4-phenylpyridin-2-yl)malonate
(**7c**, C₂₁H₂₃NO₄)

The product was prepared according to the general procedure. Purification by column chromatography (EtOAc:heptane = 1:10) yielded the product (48.0 mg, 68%) as a pale yellow liquid. ¹H NMR (400 MHz, CDCl₃): δ = 8.59 (dd, J = 0.7, 5.1 Hz, 1H), 7.88 (dd, J = 0.7, 1.7 Hz, 1H), 7.65–7.63 (m, 2H), 7.48–7.41 (m, 4H), 5.86–5.79 (m, 1H), 5.06–5.02 (m, 2H), 4.30–4.24 (m, 4H), 3.17 (d, J = 7.1 Hz, 2H), 1.26 (t, J = 7.1 Hz, 6H) ppm; ¹³C NMR (125 MHz, CDCl₃): δ = 169.8, 157.2, 149.2, 148.5, 138.6, 133.3, 129.2, 129.1, 127.3, 122.4, 120.7, 119.0, 65.5, 61.8, 40.5, 14.2 ppm; IR: $\bar{\nu}$ = 3062, 2980, 2935, 1729, 1594, 1547, 1467, 1225, 1036 cm⁻¹; HRMS (ESI): m/z calculated for [M + H]⁺ 354.1700, found 354.1699.

Diethyl 2-allyl-2-(4-cyanopyridin-2-yl)malonate
(**7d**, C₁₆H₁₈N₂O₄)

The product was prepared according to the general procedure. Purification by column chromatography (EtOAc:heptane = 1:10) yielded the product (10.3 mg, 17%) as a pale yellow liquid. ¹H NMR (400 MHz, CDCl₃): δ = 8.72 (dd, J = 0.9, 5.0 Hz, 1H), 7.98 (app t, J = 1.3 Hz, 1H), 7.43 (dd, J = 1.3, 5.0 Hz, 1H), 5.74–5.63 (m, 1H), 5.04–5.01 (m, 2H), 4.29–4.22 (m, 4H), 3.12 (d, J = 7.3 Hz, 2H), 1.25 (t, J = 7.1 Hz, 6H) ppm; ¹³C NMR (101 MHz, CDCl₃): δ = 169.0, 158.5,

149.6, 132.4, 126.5, 124.0, 120.5, 119.7, 116.8, 65.3, 62.2, 40.3, 14.1 ppm; IR: $\bar{\nu}$ = 3077, 2981, 2933, 2239, 1730, 1594, 1467, 1299, 1168, 1044 cm^{-1} ; HRMS (ESI): m/z calculated for $[\text{M} + \text{Na}]^+$ 325.1159, found 325.1157.

Acknowledgements Open access funding provided by Austrian Science Fund (FWF). This research was supported by the FWF Austrian Science Fund (Grants P30226, M2274) and Austrian Academy of Sciences (DOC Fellowship to DK). Generous continued support of our work by the University of Vienna is gratefully acknowledged.

Open Access This article is distributed under the terms of the Creative Commons Attribution 4.0 International License (<http://creativecommons.org/licenses/by/4.0/>), which permits unrestricted use, distribution, and reproduction in any medium, provided you give appropriate credit to the original author(s) and the source, provide a link to the Creative Commons license, and indicate if changes were made.

References

1. Vitaku E, Smith DT, Njardarson JT (2014) *J Med Chem* 57:10257
2. WHO Model Lists of Essential Medicines (2017) World Health Organisation; <http://www.who.int>. Accessed 14 Sept 2017
3. Armbruster BL, Molin WT, Bugg MW (1991) *Pestic Biochem Physiol* 39:110
4. Roberts TR, Hutson DH (1998) *Metabolic pathways of agrochemicals. Part 1. Herbicides and Plant Growth Regulators*. Royal Society of Chemistry, Thomas Graham House, Cambridge
5. Chichibabin AE, Zeide OA (1914) *J Russ Phys Chem Soc* 46:1216
6. Hantzsch A (1881) *Chem Ber* 14:1637
7. Zecher W, Kröhnke F (1961) *Chem Ber* 94:690
8. Liu S, Liebeskind LS (2008) *J Am Chem Soc* 130:6918
9. Sakai T, Danheiser RL (2010) *J Am Chem Soc* 132:13203
10. Xie LG, Shaaban S, Chen X, Maulide N (2016) *Angew Chem Int Ed* 55:12864
11. Wang Y, Song LJ, Zhang X, Sun J (2016) *Angew Chem Int Ed* 55:9704
12. Whelligan DK, Thomson DW, Taylor D, Hoelder S (2010) *J Org Chem* 75:11
13. Gøgsig TM, Lindhardt AT, Skrydstrup T (2009) *Org Lett* 11:4886
14. Lewis JC, Bergman RG, Ellman JA (2007) *J Am Chem Soc* 129:5332
15. Minisci F, Bernardi R, Bertini F, Galli R, Perchinnimo M (1971) *Tetrahedron* 27:3575
16. Fujiwara Y, Dixon JA, O'Hara F, Funder ED, Dixon DD, Rodriguez RA, Baxter RD, Herlé B, Sach N, Collins MR, Ishihara Y, Baran PS (2012) *Nature* 492:95
17. Bauer L, Hirsch AL (1966) *J Org Chem* 31:1210
18. Johnson TC, Marsden SP (2016) *Org Lett* 18:5364
19. Londregan AT, Jennings S, Wei L (2011) *Org Lett* 13:1840
20. Madelaine C, Valerio V, Maulide N (2010) *Angew Chem Int Ed* 49:1583
21. Kaiser D, Maulide N (2016) *J Org Chem* 81:4421
22. Tona V, de la Torre A, Padmanaban M, Ruider S, González L, Maulide N (2016) *J Am Chem Soc* 138:8348
23. Merad J, Maier T, Rodrigues C, Maulide N (2017) *Monatsh Chem* 1:57
24. de la Torre A, Kaiser D, Maulide N (2017) *J Am Chem Soc* 139:6578
25. House HO (1972) *Modern synthetic reactions*. W. A. Benjamin, New York