

Turbulent strings in AdS/CFT

Takaaki Ishii^a and Keiju Murata^b

^aCrete Center for Theoretical Physics, Department of Physics,
University of Crete, PO Box 2208, 71003 Heraklion, Greece

^bKeio University,
4-1-1 Hiyoshi, Yokohama 223-8521, Japan

E-mail: ishii@physics.uoc.gr, keiju@phys-h.keio.ac.jp

ABSTRACT: We study nonlinear dynamics of the flux tube between an external quark-antiquark pair in $\mathcal{N} = 4$ super Yang-Mills theory using the AdS/CFT duality. In the gravity side, the flux tube is realized by a fundamental string whose endpoints are attached to the AdS boundary. We perturb the endpoints in various ways and numerically compute the time evolution of the nonlinearly oscillating string. As a result, cusps can form on the string, accompanied by weak turbulence and power law behavior in the energy spectrum. When cusps traveling on the string reach the boundary, we observe the divergence of the force between the quark and antiquark. Minimal amplitude of the perturbation below which cusps do not form is also investigated. No cusp formation is found when the string moves in all four AdS space directions, and in this case an inverse energy cascade follows a direct cascade.

KEYWORDS: Brane Dynamics in Gauge Theories, Gauge-gravity correspondence, AdS-CFT Correspondence, Holography and quark-gluon plasmas

ARXIV EPRINT: [1504.02190](https://arxiv.org/abs/1504.02190)

Contents

1	Introduction	2
2	A review of the static solution	4
3	Linear perturbation theory	5
4	Non-linear dynamics of fundamental strings	7
4.1	Setup	7
4.2	Basic equations	9
4.3	Boundary conditions	10
4.4	Initial data	11
4.5	Quantities for evaluation	11
4.5.1	Cusp formation	12
4.5.2	Energy spectrum in the non-linear theory	12
4.5.3	Forces acting on the heavy quarks	13
5	Results for the longitudinal quenches	13
5.1	Cusp formation	13
5.2	Energy spectrum in the non-linear theory	16
5.3	Time-dependence of the forces acting on the heavy quarks	17
5.4	\mathbb{Z}_2 -symmetric quench	19
6	Results for the transverse linear quench	21
6.1	Cusp formation	21
6.2	Energy spectrum in the non-linear theory	22
6.3	Time-dependence of forces acting on the heavy quarks	22
7	Results for the transverse circular quench	23
8	Summary and discussion	25
A	Numerical methods	27
B	Error analysis	28
C	Energy spectrum in the linear theory	28
D	Forces acting on the quark and the antiquark	31

1 Introduction

The gauge/gravity duality [1–3] is successfully applied to investigating strongly coupled gauge theories. Through this duality, it is hoped that one can access their nontrivial aspects that are hard to be handled because of the strong coupling. In particular, among advantages in using gravity duals, it is worth notifying that dynamics in time-dependent systems can be powerfully computed from time evolution in classical gravity. Applications range over far-from-equilibrium dynamics governed by nonlinear equations, and using numerical techniques for solving them attracts much attention. For instance, physics of strongly coupled plasma of quarks and gluons at RHIC and LHC brings motivations to numerically study dual gravitational dynamics; a series of seminal works is in refs. [4–8].

Far-from-equilibrium processes in the D3/D7 brane system dual to $\mathcal{N} = 2$ supersymmetric QCD have been recently studied in refs. [9–13], where partial differential equations for time evolution were solved numerically. As a phenomena characteristic in non-linear dynamics, it has been found that long time evolution of the D7-brane generates a singularity on the brane, and this is understood from the viewpoint of weak turbulence on the D7-brane: the energy in the spectrum is transferred from large to small scales [10–12]. Small scale fluctuations there correspond to excited heavy mesons in the dual gauge theory. The turbulent behavior of the D7-brane can be interpreted as production of many heavy mesons in the dual gauge theory, and the singularity formation is interpreted as deconfinement of such mesons.

To gain a deep insight into this kind of nonlinear dynamics in the gauge/gravity duality, in this paper, we will consider a string in AdS dual to the flux tube between a quark-antiquark pair in $\mathcal{N} = 4$ super Yang-Mills theory, and fully solve its nonlinear time evolution with a help of numerical techniques. This setup corresponds to focusing on a Yang-Mills flux tube compared with the collective mesons described in the D3/D7 system. In addition, working in this setup is simpler than using the D3/D7 system and will provide a clear understanding of the turbulent phenomena and instabilities in probe branes in the gauge/gravity duality. To initiate the time evolution, we will perturb the endpoints of the string for an instant. Our setup is schematically illustrated in figure 1. The endpoints are forced to move momentarily and then brought back to the original locations. We will loosely use the terminology “quench” for expressing this process. This action introduces waves propagating on the string, and we will be interested in their long time behavior where nonlinearity in the time evolution of the string plays an important role. When we perform numerical computations, we will use the method developed in [9], which turned out to be efficient for solving the time evolution in probe brane systems. We are also motivated by the weakly turbulent instability found by Bizoń and Rostworowski [14]. Our setup may give a simple playground to study that kind of phenomenon.

The string hanging from the AdS boundary is one of the most typical probes in the gravity dual. This gives the gravity dual description of a Wilson loop corresponding to the potential between a quark and an antiquark [15, 16]. Although the potential in a conformal theory is different from that in real QCD, linear confinement can be realized in nonconformal generalization [17]. In finite temperatures, a string extending to the AdS

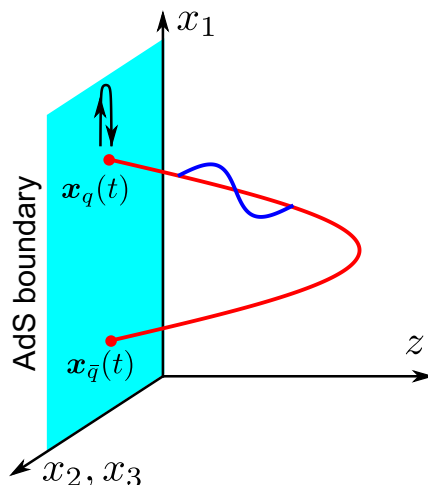


Figure 1. A schematic picture of our setup. Perturbing the endpoints induces fluctuations on the string.

black hole corresponds to a deconfined quark [18, 19], and this has been utilized for studying the behavior of moving quarks in Yang-Mills plasma [20–26]. Moving quark-antiquark pairs were also considered [27, 28]. In far-from-equilibrium systems, holographic Wilson loops have also been used as probes for thermalization [29, 30]. Nevertheless, veiled by these applications to QGP, nonlinear (and non-dissipative) dynamics of the probe hanging string in AdS has not been shed light on so much. Some analytic solutions of non-linear waves on an extremal surface in AdS have been studied in ref. [31]. Notice that that configuration corresponds to a straight string in the Poincare coordinates.

When it comes to nonlinear dynamics of a string, formation of cusps would be primarily thought of. In fact, it is well known in flat space in the context of closed cosmic strings that cusp formation is ubiquitous [32]. Cusp formation of fundamental strings ending on D-branes has been also found in ref. [33]. We will turn our attention to whether there is such formation of cusps also in AdS.¹

The organization of the rest of this paper is as follows. We start from reviewing the static solution and linear perturbations in section 2 and 3, where we introduce a parametrization convenient for our use. In section 4, we explain the setup for our time dependent computations. We introduce four patterns of quenches that we consider, derive the evolution equations and the boundary conditions, prepare initial data, and explain measures for evaluating the time evolution. Sections 5, 6, and 7 are reserved for numerical results: in section 5, we discuss two of the four quenches where the oscillations of the boundary flux tube are restricted to compression waves and therefore we call them longitudinal. We evaluate cusp formation, turbulent behavior in the energy spectrum, and the forces acting on the quark endpoints. In section 6, we show results of a quench where the flux tube oscillates in one of its transverse directions. Finally, in section 7, we examine the last quench where the motion of the flux tube is in all three spatial directions of the

¹A development of a cusp in a decelerating trailing string was discussed in ref. [34].

boundary 3+1 dimensions. Section 8 is devoted to summary and discussion. In appendices, we explain details for the numerical computations and derive some formulae used in the main text.

2 A review of the static solution

We briefly review the holographic calculation of the static quark-antiquark potential in the near horizon limit of extremal D3-branes [15, 16]. The background metric is $\text{AdS}_5 \times S^5$,

$$ds^2 = \frac{\ell^2}{z^2} (-dt^2 + dz^2 + d\mathbf{x}^2) + \ell^2 d\Omega_5^2, \tag{2.1}$$

where $\ell^4 = 4\pi g_s N_c \alpha'^2$ and $\mathbf{x} \equiv (x_1, x_2, x_3)$. We consider a rectangular Wilson loop with the quark-antiquark separation L along the x_1 -direction where the quark and antiquark are located at $x_1 = \pm L/2$. The dynamics of the string is described by Nambu-Goto action,

$$S = -\frac{1}{2\pi\alpha'} \int d\tau d\sigma \sqrt{-\gamma}, \tag{2.2}$$

where $\gamma = \det(\gamma_{ab})$ and γ_{ab} is the induced metric on the string. It is convenient to take a static gauge where the worldsheet coordinates (τ, σ) coincide with target space coordinates as $(\tau, \sigma) = (t, z)$. The static solution is then described by a single function $x_1 = X_1(z)$.² The Nambu-Goto action becomes

$$S = -\frac{\sqrt{\lambda}}{2\pi} \int dt dz \frac{1}{z^2} \sqrt{1 + X_1'^2}, \tag{2.3}$$

where $\lambda = 4\pi g_s N_c$ is the 't Hooft coupling.

Solving the equation of motion of $X_1(z)$ gives the bulk string configuration. Let $z = z_0$ specify the bulk bottom of the string reached at $x = 0$, where the regular boundary condition $\partial_x z = 0$ is imposed. The embedding solution is given by

$$X_1(z) = \pm z_0 \int_{z/z_0}^1 dw \frac{w^2}{\sqrt{1-w^4}} = \pm z_0 [\Gamma_0 + F(z/z_0; i) - E(z/z_0; i)], \tag{2.4}$$

where $\Gamma_0 \equiv \sqrt{2}\pi^{3/2}/\Gamma(1/4)^2 \simeq 0.599$, and F and E are the incomplete elliptic integrals of the first and second kinds defined as

$$F(x; k) = \int_0^x dt \frac{1}{\sqrt{(1-t^2)(1-k^2t^2)}}, \quad E(x; k) = \int_0^x dt \sqrt{\frac{1-k^2t^2}{1-t^2}}. \tag{2.5}$$

Setting $z = 0$ in (2.4), we obtain $L/2 = z_0\Gamma_0$. In figure 2, we show the profile of the static string in the (z, x_1) -plane. We will use this solution as the initial configuration for our time evolution.

It is also known that the dependence of the potential energy on L is Coulomb. The energy is evaluated from the on-shell action, which in general diverges at the boundary,

²We will use small letters for coordinates and capital letters for functions specifying the string position.

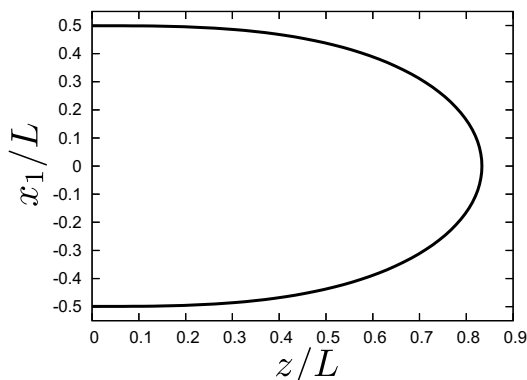


Figure 2. The string profile of the static solution.

but this divergence can be regulated by comparing with the diverging energy of two strings straightly extending to the Poincare horizon. The regularized energy is then given by

$$E_{\text{reg}} = -\frac{4\pi^2\sqrt{\lambda}}{\Gamma(1/4)^4L}. \tag{2.6}$$

In this sense, the quark-antiquark potential in the AdS background does not correspond to the confining potential of real QCD. This, however, is considered as a handy playground for testing nonlinear evolution in the gauge/gravity duality.

3 Linear perturbation theory

Linearized fluctuations and stability of holographic quark-antiquark potentials have been studied in refs. [35–38]. Here, we solve the linearized fluctuations of the static solution in coordinates convenient for our use. In (2.4), we parametrized the location of the string in terms of the z -coordinate. In this coordinate, however, the static solution $X_1(z)$ becomes multi-valued, and this may not be suitable for considering linear perturbations. Instead, we introduce new polar-like coordinates (r, ϕ) in which the static embedding is expressed by single-valued functions,

$$z = rf(\phi), \quad x_1 = rg(\phi), \tag{3.1}$$

where we define the functions f and g as

$$f(\phi) \equiv \text{sn}(\phi; i), \tag{3.2}$$

$$g(\phi) \equiv -\int_{\beta_0/2}^{\phi} d\phi' f(\phi')^2 = \begin{cases} \phi - E(\text{sn}(\phi; i); i) + \Gamma_0 & (\phi \leq \beta_0/2) \\ \phi + E(\text{sn}(\phi; i); i) - \Gamma_0 - \beta_0 & (\phi > \beta_0/2) \end{cases}, \tag{3.3}$$

where $\text{sn}(x; k)$ is a Jacobi elliptic function defined as the inverse function of $F(x; k)$ given in eq. (2.5): $F(\text{sn}(x; k); k) = x$. For $k = i = \sqrt{-1}$, the Jacobi elliptic function has roots at $x = \beta_0 n$ ($n \in \mathbb{Z}$), where $\beta_0 = \pi/(2\Gamma_0) \simeq 2.622$. We find that there is a nice relation between f and g ,

$$f'(\phi)^2 + g'(\phi)^2 = 1. \tag{3.4}$$

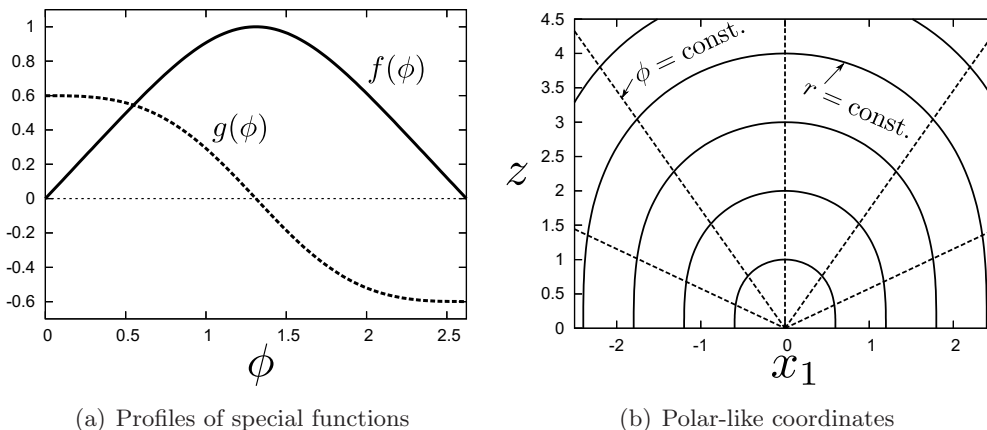


Figure 3. (a) The profiles of the functions $f(\phi)$ and $g(\phi)$. (b) $r = \text{const.}$ and $\phi = \text{const.}$ surfaces are shown in the (z, x_1) -plane.

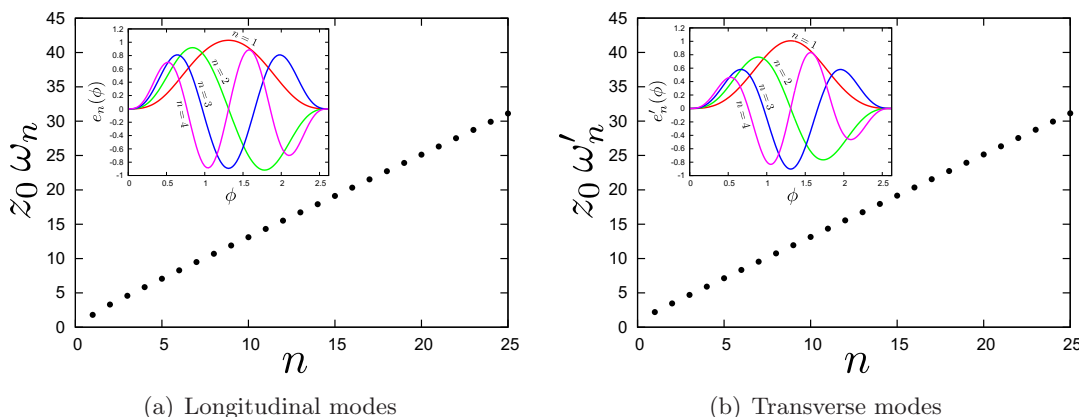


Figure 4. Normal mode frequencies of the longitudinal and transverse modes. The eigenfunctions for $n = 1, 2, 3, 4$ are also shown in the inset in each figure.

With these functions f and g , the static embedding (2.4) is simply given by $r = z_0$. The profiles of the functions $f(\phi)$ and $g(\phi)$ are shown in figure 3(a). We also depict the $r = \text{const.}$ and $\phi = \text{const.}$ surfaces in the (z, x_1) -plane in figure 3(b).

Using t and ϕ as the worldsheet coordinates, we can describe the dynamics of the string in terms of three functions,

$$r = R(t, \phi), \quad x_2 = X_2(t, \phi), \quad x_3 = X_3(t, \phi). \quad (3.5)$$

We consider perturbations around the static solution, $R = z_0, X_2 = X_3 = 0$, as

$$R(t, \phi) = z_0 \{1 + \chi_1(t, \phi)\}, \quad X_2(t, \phi) = z_0 \chi_2(t, \phi), \quad X_3(t, \phi) = z_0 \chi_3(t, \phi), \quad (3.6)$$

where χ_i ($i = 1, 2, 3$) are dimensionless perturbation variables. We will refer to χ_1 as the longitudinal mode and χ_i ($i = 2, 3$) as the transverse modes. Then, in the second order in χ , the Nambu-Goto action becomes

$$S = \frac{\sqrt{\lambda}}{4\pi z_0} \int dt d\phi \left[h(\phi) (z_0^2 \dot{\chi}_1^2 - \chi_1'^2) + \sum_{i=2,3} \frac{1}{f^2(\phi)} (z_0^2 \dot{\chi}_i^2 - \chi_i'^2) \right], \quad (3.7)$$

where we define $\dot{} \equiv \partial_t$ and $\prime \equiv \partial_\phi$, and introduce $h(\phi) \equiv [(g/f)'f]^2$. To derive the above expression, we used the relation of f and g (3.4) and omitted the total derivative terms. The equations of motion for (χ_1, χ_2, χ_3) are

$$\begin{aligned} (\partial_t^2 + \mathcal{H})\chi_1 &= 0, & \mathcal{H} &\equiv -\frac{1}{z_0^2} \partial_\phi h \partial_\phi, \\ (\partial_t^2 + \mathcal{H}')\chi_i &= 0, & \mathcal{H}' &\equiv -\frac{f^2}{z_0^2} \partial_\phi \frac{1}{f^2} \partial_\phi \quad (i = 2, 3). \end{aligned} \tag{3.8}$$

Operators \mathcal{H} and \mathcal{H}' are Hermitian under the inner products

$$(\alpha, \beta) \equiv \int_0^{\beta_0} d\phi h(\phi) \alpha(\phi) \beta(\phi), \quad (\alpha, \beta)' \equiv \int_0^{\beta_0} d\phi \frac{1}{f(\phi)^2} \alpha(\phi) \beta(\phi), \tag{3.9}$$

respectively. We denote the eigenvalues and eigenfunctions of \mathcal{H} and \mathcal{H}' as $\{\omega_n^2, e_n(\phi)\}$ and $\{\omega_n'^2, e_n'(\phi)\}$, respectively. These are labeled by integers $n \geq 1$ in ascending order of ω_n and ω_n' . The eigenfunctions are orthonormalized as $(e_n, e_m) = \delta_{nm}$ and $(e_n', e_m)' = \delta_{nm}$.

It is easy to check the linear stability of the static embedding against the longitudinal perturbation as

$$\omega_n^2 = (e_n, \mathcal{H}e_n) = \frac{1}{z_0^2} \int_0^{\beta_0} d\phi h (\partial_\phi e_n)^2 \geq 0. \tag{3.10}$$

In the same way, the stability against the transverse perturbations can be also checked, $\omega_n'^2 \geq 0$.

We numerically determine normal mode frequencies and eigenfunctions. These are plotted in figure 4. The spectra are asymptotically linear: $\omega_n, \omega_n' \propto n$ for $n \rightarrow \infty$. In fact, from the WKB analysis, we can obtain $z_0 \omega_n \simeq 2\Gamma_0(n+1)$ for $n \rightarrow \infty$ [35, 36]. Our numerical results are consistent with the WKB approximation.

4 Non-linear dynamics of fundamental strings

The main focus of this paper is to study nonlinear dynamics of the string, where we make use of numerical techniques for solving the time evolution. In this section, the setup for this is prepared.

4.1 Setup

We consider $\text{AdS}_5 \times S^5$ (2.1) as the background spacetime, and take the static solution (2.4) as the initial configuration. We then consider “quench” on the endpoints of the string: we move their positions momentarily and put them back to the original positions. A schematic picture of this setup is depicted in figure 1.

Let us denote the two endpoints of the string as $\mathbf{x}_q(t)$ and $\mathbf{x}_{\bar{q}}(t)$, corresponding to the locations of the quark and antiquark, respectively. In this paper, we consider the following four kinds of quenches on $\mathbf{x}_q(t)$ and $\mathbf{x}_{\bar{q}}(t)$:

(i) **Longitudinal one-sided quench:**

$$\mathbf{x}_q(t) = \left(\frac{L}{2} + \epsilon L \alpha(t), 0, 0 \right), \quad \mathbf{x}_{\bar{q}}(t) = \left(-\frac{L}{2}, 0, 0 \right), \tag{4.1}$$

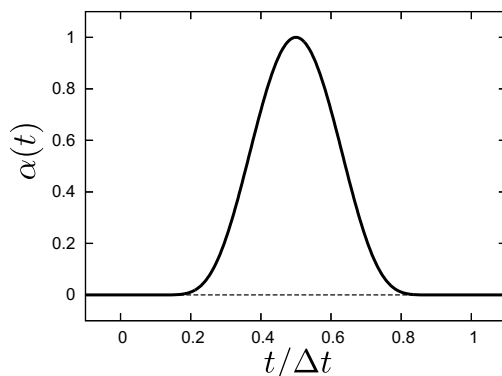


Figure 5. A compactly supported C^∞ function for quench.

where $\alpha(t)$ is a compactly supported C^∞ function defined by

$$\alpha(t) = \begin{cases} \exp \left[2 \left(\frac{\Delta t}{t-\Delta t} - \frac{\Delta t}{t} + 4 \right) \right] & (0 < t < \Delta t) \\ 0 & (\text{else}) \end{cases} . \quad (4.2)$$

The profile of this function is shown in figure 5. The flux tube vibrates in its longitudinal direction, and motions are not induced in the transverse directions by this quench. Thus, in this case, the motion of the string is restricted in (2+1)-dimensions spanned by (t, z, x_1) .

(ii) Longitudinal \mathbb{Z}_2 -symmetric quench:

$$\mathbf{x}_q(t) = \left(\frac{L}{2} + \epsilon L \alpha(t), 0, 0 \right), \quad \mathbf{x}_{\bar{q}}(t) = \left(-\frac{L}{2} - \epsilon L \alpha(t), 0, 0 \right) . \quad (4.3)$$

We simultaneously quench both endpoints in the opposite directions along the flux tube. The string motion induced by this quench is invariant under $x_1 \rightarrow -x_1$ and restricted in the same (2+1)-dimensions as (i).

(iii) Transverse linear quench:

$$\mathbf{x}_q(t) = \left(\frac{L}{2}, \epsilon L \alpha(t), 0 \right), \quad \mathbf{x}_{\bar{q}}(t) = \left(-\frac{L}{2}, 0, 0 \right) . \quad (4.4)$$

We shake one of the endpoints along x_2 -direction. String fluctuations in this direction are induced by the quench but not in x_3 -direction. Thus, the string oscillates in (3+1)-dimensions spanned by (t, z, x_1, x_2) .

(iv) Transverse circular quench:

$$\mathbf{x}_q(t) = \left(\frac{L}{2}, \epsilon L \alpha(t), \pm \epsilon L \sqrt{\alpha(t)(1-\alpha(t))} \right), \quad \mathbf{x}_{\bar{q}}(t) = \left(-\frac{L}{2}, 0, 0 \right), \quad (4.5)$$

where we choose the upper and lower signs for $t \leq \Delta t/2$ and $t > \Delta t/2$, respectively. The orbit of \mathbf{x}_q is a circle given by $(x_2 - \epsilon L/2)^2 + x_3^2 = (\epsilon L/2)^2$. String fluctuations along both x_2 - and x_3 -directions are induced by this quench, and hence the string moves in all (4+1)-dimensions spanned by (t, z, x_1, x_2, x_3) .

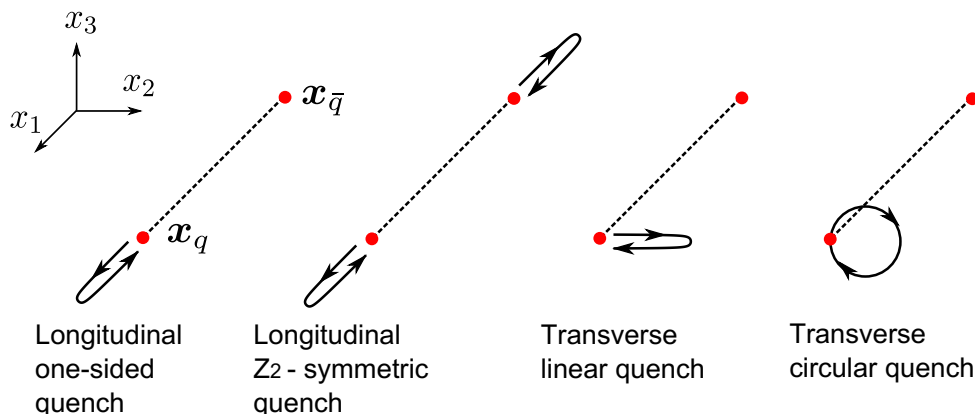


Figure 6. Schematic pictures of the quenches we will consider.

In figure 6, we show schematic pictures of the quenches (i)-(iv). These patterns are chosen to represent typical string motions, particularly with different dimensionality. String dynamics is specified by two parameters ϵ and Δt once we choose a quench type.

In this paper, we will take modest values for the amplitude of the quench ($\epsilon \sim 0.01$) since we are interested in nonlinear evolution starting from small deviation from the linear theory and focus on weak turbulence and cusp formation driven by the nonlinearity. For a large value of ϵ , we expect some effect similar to the overreager effect found in ref. [9]: the string will be able to plunge into the Poincare horizon $z = \infty$ because of the strong perturbation. Such strong quenches will be studied in detail elsewhere [39].

4.2 Basic equations

To calculate the time evolution on the string worldsheet, we find it convenient to use double null coordinates. With worldsheet coordinates (u, v) , the string position is parametrized as

$$t = T(u, v), \quad z = Z(u, v), \quad \mathbf{x} = \mathbf{X}(u, v). \tag{4.6}$$

Using these expressions with eq. (2.1), we obtain the induced metric as

$$\begin{aligned} \gamma_{uu} &= \frac{\ell^2}{Z^2}(-T_{,u}^2 + Z_{,u}^2 + \mathbf{X}_{,u}^2), & \gamma_{vv} &= \frac{\ell^2}{Z^2}(-T_{,v}^2 + Z_{,v}^2 + \mathbf{X}_{,v}^2), \\ \gamma_{uv} &= \frac{\ell^2}{Z^2}(-T_{,u}T_{,v} + Z_{,u}Z_{,v} + \mathbf{X}_{,u} \cdot \mathbf{X}_{,v}). \end{aligned} \tag{4.7}$$

The reparametrization freedom of the worldsheet coordinates allows us to impose the double null condition on the induced metric as

$$C_1 \equiv \gamma_{uu} = 0, \quad C_2 \equiv \gamma_{vv} = 0. \tag{4.8}$$

Notice that these conditions do not fix the coordinates completely: there are residual coordinate freedoms,

$$u = u(\bar{u}), \quad v = v(\bar{v}). \tag{4.9}$$

These will be fixed by boundary conditions and initial data.

In the double null coordinates, the Nambu-Goto action (2.2) becomes

$$\begin{aligned}
 S &= -\frac{1}{2\pi\alpha'} \int dudv \sqrt{\gamma_{uv}^2 - \gamma_{uu}\gamma_{vv}} = \frac{1}{2\pi\alpha'} \int dudv \gamma_{uv} \\
 &= \frac{\ell^2}{2\pi\alpha'} \int dudv \frac{1}{Z^2} (-T_{,u}T_{,v} + Z_{,u}Z_{,v} + \mathbf{X}_{,u} \cdot \mathbf{X}_{,v}),
 \end{aligned}
 \tag{4.10}$$

where at the second equality we eliminate the square root in the action using the double null conditions (4.8). (Note that γ_{uv} is negative.) From the action, we obtain the evolution equations of the string as

$$\begin{aligned}
 T_{,uv} &= \frac{1}{Z} (T_{,u}Z_{,v} + T_{,v}Z_{,u}), \\
 Z_{,uv} &= \frac{1}{Z} (T_{,u}T_{,v} + Z_{,u}Z_{,v} - \mathbf{X}_{,u} \cdot \mathbf{X}_{,v}), \\
 \mathbf{X}_{,uv} &= \frac{1}{Z} (\mathbf{X}_{,u}Z_{,v} + \mathbf{X}_{,v}Z_{,u}).
 \end{aligned}
 \tag{4.11}$$

Using these, we find that the constraints (4.8) are preserved under the time evolution:

$$\partial_v C_1 = \partial_u C_2 = 0.
 \tag{4.12}$$

Hence if we impose $C_1 = C_2 = 0$ on the initial surface and the boundaries, the constraints (4.8) are automatically satisfied in the whole computational domain.

Our numerical method for solving the evolution equations is briefly summarized in appendix A and its numerical error is estimated in appendix B. For more details of the numerical method, see also appendix A in [9].

4.3 Boundary conditions

On the worldsheet, there are two time-like boundaries that correspond to the two endpoints of the string attaching on the AdS boundary. We need boundary conditions there. Using the residual coordinate freedoms (4.9), we can fix the locations of the boundaries to $u = v$ and $u = v + \beta_0$. The boundary conditions for the spatial parts of the target space coordinates are given by

$$Z|_{u=v} = 0, \quad \mathbf{X}|_{u=v} = \mathbf{x}_q, \quad Z|_{u=v+\beta_0} = 0, \quad \mathbf{X}|_{u=v+\beta_0} = \mathbf{x}_{\bar{q}}.
 \tag{4.13}$$

We also need boundary conditions for T . To derive them, we solve eq. (4.11) and (4.8) near the boundaries. Defining $\tau = u + v$ and $\sigma = u - v$ ($\tau \in (-\infty, \infty)$, $\sigma \in [0, \beta_0]$), we obtain the asymptotic solutions around $\sigma = 0$ as

$$\begin{aligned}
 T &= t_0(\tau) + \left[\frac{1}{2} \ddot{t}_0 - \gamma^2 \mathbf{v} \cdot \mathbf{a} \dot{t}_0^2 \right] \sigma^2 + \mathbf{v} \cdot \mathbf{x}_3 \sigma^3 + \dots, \\
 Z &= \frac{\dot{t}_0}{\gamma} \sigma + \left[\frac{\ddot{t}_0}{6\gamma} - \frac{1}{2} \gamma \mathbf{v} \cdot \mathbf{a} \ddot{t}_0 \dot{t}_0 - \frac{\gamma}{6} (3\gamma^2 \mathbf{a}^2 + \mathbf{v} \cdot \mathbf{j}) \dot{t}_0^3 \right] \sigma^3 + \dots, \\
 \mathbf{X} &= \mathbf{x}_q(\tau) + \left[\frac{1}{2} \mathbf{v} \ddot{t}_0 - \left(\gamma^2 - \frac{1}{2} \right) \mathbf{a} \dot{t}_0^2 \right] \sigma^2 + \mathbf{x}_3(\tau) \sigma^3 + \dots.
 \end{aligned}
 \tag{4.14}$$

where $\dot{} = d/d\tau$, $\mathbf{v} = \dot{\mathbf{x}}_q/\dot{t}_0$, $\mathbf{a} = \dot{\mathbf{v}}/\dot{t}_0$, $\mathbf{j} = \dot{\mathbf{a}}/\dot{t}_0$ and $\gamma = 1/\sqrt{1-\mathbf{v}^2}$. The asymptotic solutions near $\sigma = \beta_0$ can be given by replacing $\sigma \rightarrow \beta_0 - \sigma$ and $\mathbf{x}_q \rightarrow \mathbf{x}_{\bar{q}}$ in the above expressions. From the second equation in eq. (4.14), we have $\partial_\sigma Z|_{\sigma=0} = \sqrt{\dot{t}_0^2 - \dot{\mathbf{x}}_q^2}$. Using this, we obtain

$$T_{,\tau}|_{\sigma=0} = \sqrt{(Z_{,\sigma}|_{\sigma=0})^2 + \dot{\mathbf{x}}_q^2}, \quad T_{,\tau}|_{\sigma=\beta_0} = \sqrt{(Z_{,\sigma}|_{\sigma=\beta_0})^2 + \dot{\mathbf{x}}_{\bar{q}}^2}. \quad (4.15)$$

These equations determine the time evolution of T at the boundaries $\sigma = 0, \beta_0$. Their numerical implementation is explained in appendix A.

For consistency, the speed of the quark endpoints during the quench should be slower than light, $|\mathbf{v}| < 1$. Otherwise, the Lorentz factor γ becomes imaginary. Solving this condition, we obtain constraints for the quenches (i)-(iii),

$$\frac{\epsilon L}{\Delta t} < \frac{(19 - 5\sqrt{13})e^{\sqrt{13}-3}}{12\sqrt{6}\sqrt{13} - 21} \simeq 0.1865, \quad (4.16)$$

and for the transverse circular quench (iv),

$$\frac{\epsilon L}{\Delta t} < \frac{1}{4\sqrt{2}} \simeq 0.1768. \quad (4.17)$$

The parameter values examined in this paper satisfy these conditions.

4.4 Initial data

Before the quenches are applied, we assume that the string is static, namely, we use the static solution (2.4) as the initial configuration. For numerical computations, we need initial data written in the (u, v) -coordinates. Substituting eq. (2.4) into eqs. (4.8) and (4.11), we can express the static solution in terms of (u, v) as

$$\begin{aligned} T(u, v) &= z_0 [\phi_1(u) + \phi_2(v)], & Z(u, v) &= z_0 f(\phi_1(u) - \phi_2(v)), \\ X_1(u, v) &= z_0 g(\phi_1(u) - \phi_2(v)), & X_2(u, v) &= X_3(u, v) = 0, \end{aligned} \quad (4.18)$$

where ϕ_1 and ϕ_2 are arbitrary functions associated with the residual coordinate freedom (4.9), and the functions f and g are defined in eqs. (3.2) and (3.3).

Locating the initial surface at $v = 0$ on the worldsheet, we parametrize the initial configuration as

$$\begin{aligned} T(u, 0) &= z_0 u, & Z(u, 0) &= z_0 f(u), \\ X_1(u, 0) &= z_0 g(u), & X_2(u, 0) &= X_3(u, 0) = 0, \end{aligned} \quad (4.19)$$

where we set the free functions $\phi_1(u) = u$ and $\phi_2(0) = 0$ so that the boundaries are at $u = 0, \beta_0$. If the string endpoints are not perturbed, our numerical calculations describe the static evolution of the exact solution (4.18).

4.5 Quantities for evaluation

In the non-linear dynamics of the string, we expect to observe formation of cusps. For detailed analyses, we will in particular use the following quantities for evaluation.

4.5.1 Cusp formation

Let us consider the profile of the string on a surface with $t = \text{constant}$. There is a cusp if the string does not change its target space position when the parameter on the string is varied. Using the u -coordinate as a parameter on the string in the $t = \text{constant}$ surface, we obtain the conditions for the cusp formation as $\partial_u X_I|_{t=\text{const}} = 0$ where $X_I \equiv (Z, X_i)$ and $i = 1, 2, 3$. These conditions are rewritten as

$$J_I \equiv T_{,u} X_{I,v} - T_{,v} X_{I,u} = 0 . \quad (4.20)$$

In our numerical computations, we monitor the roots of J_I , which typically appear as curves on the (u, v) -plane. If these curves overlap at a point, we find cusp formation, and if the overlap continues in the time evolution, it is implied that the cusps continue to exist.

As an obvious corollary, if (4.20) is satisfied, there is a necessary condition that

$$X_{I,u} X_{J,v} - X_{I,v} X_{J,u} = 0 \quad (4.21)$$

is also satisfied. This condition is conveniently utilized for a consistency check of the cusp formation detected by (4.20).

4.5.2 Energy spectrum in the non-linear theory

We will also study the energy spectrum of the non-linear fluctuations of the string because, from the spectrum, it is expected to find weak turbulence on the string. Once a dynamical solution $(T(u, v), Z(u, v), \mathbf{X}(u, v))$ is calculated, we can convert it to the polar-like coordinates introduced in eq. (3.1): $r = R(u, v)$ and $\phi = \Phi(u, v)$.³ Eliminating the worldsheet coordinates (u, v) from $(T(u, v), R(u, v), \Phi(u, v), X_2(u, v), X_3(u, v))$, we can express the dynamical solution using target space coordinates (t, ϕ) as

$$r = R(t, \phi), \quad x_2 = X_2(t, \phi), \quad x_3 = X_3(t, \phi) . \quad (4.22)$$

As in eq. (3.6), we define the non-linear version of the ‘‘perturbation’’ variables $\hat{\chi}_1, \hat{\chi}_2, \hat{\chi}_3$ as

$$\hat{\chi}_1(t, \phi) = \frac{R(t, \phi)}{z_0} - 1, \quad \hat{\chi}_i(t, \phi) = \frac{X_i(t, \phi)}{z_0} \quad (i = 2, 3) . \quad (4.23)$$

We then decompose $\hat{\chi}_1, \hat{\chi}_2$ and $\hat{\chi}_3$ with the eigenfunctions of the linear theory $e_n(\phi)$ and $e'_n(\phi)$, which were introduced below eq. (3.8), as

$$\hat{\chi}_1 = \sum_{n=1}^{\infty} c_n(t) e_n(\phi), \quad \hat{\chi}_i = \sum_{n=1}^{\infty} c_n^i(t) e'_n(\phi) \quad (i = 2, 3) . \quad (4.24)$$

Using the mode coefficients c_n and c_n^i , we define the energy contribution from the n -th mode $\varepsilon_n(t)$ and the total energy in terms of the linear theory $\varepsilon(t)$ as

$$\varepsilon_n(t) = \frac{\sqrt{\lambda} z_0}{4\pi} \left[\dot{c}_n^2 + \omega_n^2 c_n^2 + \sum_{i=2,3} (\dot{c}_n^i)^2 + \omega_n'^2 c_n^{i2} \right], \quad \varepsilon(t) = \sum_{n=1}^{\infty} \varepsilon_n . \quad (4.25)$$

³Solving $Z(u, v)/X_1(u, v) = f(\phi)/g(\phi)$ for ϕ , we have $\phi = \Phi(u, v)$. Then, we can obtain $R(u, v)$ from $R(u, v) = Z(u, v)/f(\Phi(u, v))$.

The quantity ε_n is conserved in linear theory. Therefore, if we find time dependence in ε_n , it is a fully non-linear effect. Note that the total energy ε defined in the linear theory is also time dependent in the non-linear theory although the time dependence is suppressed by the amplitude of the quench: $\dot{\varepsilon}/\varepsilon = \mathcal{O}(\epsilon)$. Since we consider only small ϵ in this paper ($\epsilon \sim 0.01$), we do not put emphasis on the time dependence of the total energy. In our actual numerical calculations, we take a cutoff at $n = 50$ for evaluating ε in eq. (4.25). Its cutoff dependence is also not essential for our following arguments on the energy spectrum on each t -slice.

4.5.3 Forces acting on the heavy quarks

From the dynamical solution of the string, we can read off the time dependence of the forces acting on the quark and antiquark located at $\mathbf{x} = \mathbf{x}_q$ and $\mathbf{x}_{\bar{q}}$. The force acting on the quark can be evaluated from the on-shell Nambu-Goto action as

$$\langle F_i(t) \rangle = \frac{\sqrt{\lambda}}{4\pi} \gamma^{-1} (\delta_{ij} + \gamma^2 v_i v_j) \partial_z^3 X_j|_{z=0}, \quad (4.26)$$

where $\gamma = 1/\sqrt{1 - (d\mathbf{x}_q/dt)^2}$. The same formula can be applied to the force acting on the antiquark $\langle \bar{\mathbf{F}}(t) \rangle$ by replacing $\mathbf{x}_q \rightarrow \mathbf{x}_{\bar{q}}$. The derivation of this expression is summarized in appendix D. For our numerical analysis, it is convenient to rewrite this expression in terms of the (τ, σ) -coordinates. Using the asymptotic expansions (4.14), we obtain

$$\langle \mathbf{F}(t) \rangle = \frac{3\sqrt{\lambda} \gamma^2 \mathbf{x}_3}{2\pi t_0^3}. \quad (4.27)$$

We need to extract the third order coefficient \mathbf{x}_3 from our numerical data. For this purpose, it is convenient to define

$$\mathbf{Y} \equiv \mathbf{X} - \mathbf{x}_q - (T - t_0)\mathbf{v} - \gamma^2 \left[\gamma^2 (\mathbf{v} \cdot \mathbf{a})\mathbf{v} - \left(\gamma^2 - \frac{1}{2} \right) \mathbf{a} \right] Z^2. \quad (4.28)$$

Using eq. (4.14), we find that this function behaves as $\mathbf{Y} \simeq [\mathbf{x}_3 - (\mathbf{v} \cdot \mathbf{x}_3)\mathbf{v}]\sigma^3$ near the boundary. To evaluate \mathbf{x}_3 , we fit numerical data for \mathbf{Y} by a function $c\sigma^3$ in $\sigma \in [0, 0.1]$.

5 Results for the longitudinal quenches

From this section to section 7, we discuss results of numerical computations for our quenches (i)-(iv). In this section, we firstly treat the longitudinal one-sided quench (i) and then discuss the longitudinal \mathbb{Z}_2 -symmetric quench (ii).

5.1 Cusp formation

We start from the longitudinal one-sided quench (4.1). In figure 7, we show snapshots of the time evolution of the string for $\Delta t/L = 2$ and $\epsilon = 0.03$. The left panel is just after the quench, $t/L = 2, 2.2, 2.4$. We observe that perturbations are induced on the string by the quench. Late time behavior is shown in the right panel for $t/L = 7, 7.2, 7.4$, where it is seen that cusps are formed on the string. The time for the cusp formation is evaluated as

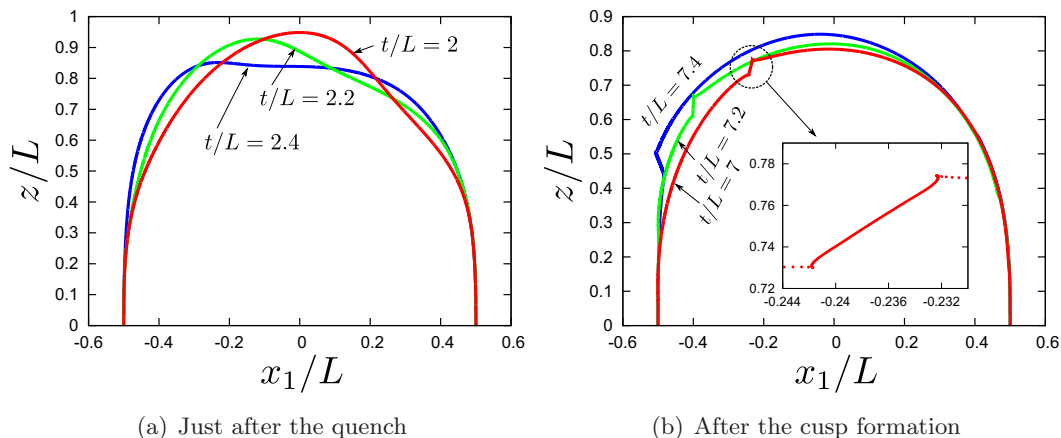


Figure 7. Snapshots of the string time evolution for the longitudinal one-sided quench with $\Delta t/L = 2$, $\epsilon = 0.03$.

$t/L \sim 5$ by using (4.20), while the snapshots are taken when it is easy to confirm the cusps visually. Although the solution plotted in the target space (z, x_1) -plane looks singular on top of the cusps, the fields $T(u, v)$, $Z(u, v)$ and $X_1(u, v)$ are indeed smooth on the (u, v) -plane. Therefore, even after the formation of the cusps, the time evolution can continue without a breakdown of numerical computations. Physically, however, finite- N_c effects can be important at cusp singularities, and the time evolution after the cusp formation may be considered as unphysical without such corrections. We will discuss possible finite- N_c effects at cusps in section 8. For the present, the dynamics of cusps are discussed without taking into account these corrections. We find that the cusps appear as a pair. (The cusps at $t/L = 7.0$ are magnified in the inset of the right panel.) The propagating speeds of the two cusps are different, and they continue to propagate on the string.

Following this example, we survey cusp formation by changing quench parameters using the method described in section 4.5.1. Results are shown in figure 8 when $\Delta t/L = 2$ is fixed and ϵ is varied. In the left panel, the times for the cusp formation for each ϵ are plotted, and the corresponding locations in the ϕ -coordinate are shown in the right panel. The time for the cusp formation becomes longer as the quench amplitude becomes smaller. It is also seen that the cusp formation times are mildly discretized, as well as the locations of the formation away from the boundary. This discretization indicates that the cusps might be difficult to form near the boundary.

The times and locations of the cusp formation tend to degenerate in the very early time before the first reflection of the initial perturbation wave at $X = -L/2$ around $t/L \sim 3.5$. Features in this region seem to be influenced by the largeness of the quench and would be different from late time dynamics. Quenches with large amplitudes will be reported elsewhere [39].

The cusp formation time becomes longer as the amplitude gets smaller. A natural question then is if the cusps can be formed for any small amplitude ϵ . As ϵ decreases, however, the variations in the fields are tinier and tinier, and eventually it becomes numerically difficult to use the cusp condition (4.20) for finding the cusp formation. To obtain a rea-

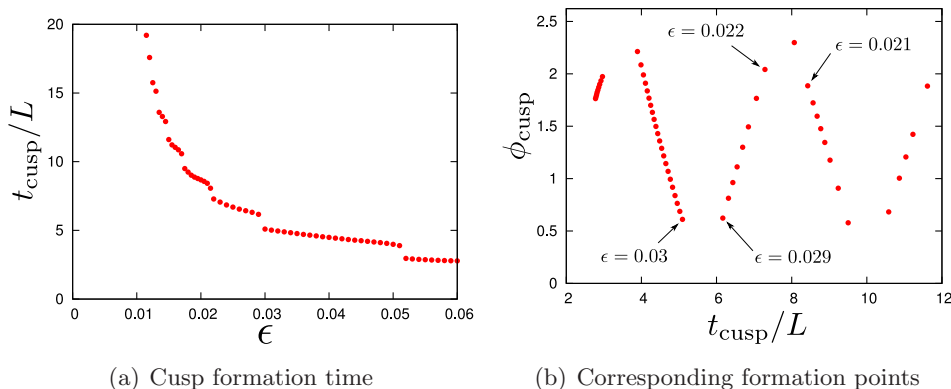


Figure 8. Cusp formation for various ϵ when $\Delta t/L = 2$. The formation points in (b) correspond to those at the same time in (a). In the plots, the points are computed at every 0.001 variation of ϵ for $t_{\text{cusp}}/L < 8$ and every 0.0005 for $t_{\text{cusp}}/L > 8$.

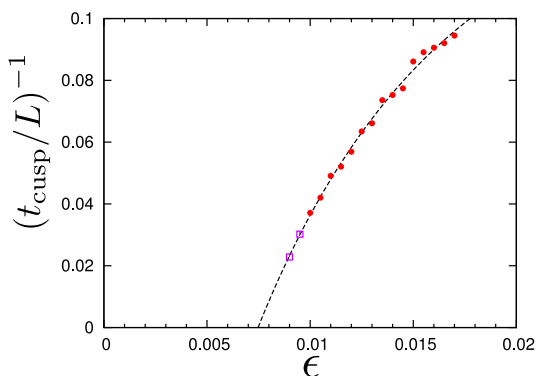


Figure 9. Cusp formation in small ϵ for $\Delta t/L = 2$. The dashed line is a fit of the red points. The points marked with the boxes are not used for the fit but are consistent with the fit curve. The fit curve reaches $(t_{\text{cusp}}/L)^{-1} = 0$ at $\epsilon \simeq 7.5 \times 10^{-3}$.

sonable inference, we fit results and extrapolate to smaller ϵ . A result is given in figure 9, where we fit data points⁴ at $\epsilon \geq 0.01$ and $t_{\text{cusp}}/L \geq 10$ by a polynomial⁵ $a\epsilon + b\epsilon^{1/2} + c$. From the extrapolation, we find that there is a critical value ϵ_{crit} below which the cusp formation time would be infinity. In figure 9, we obtain $\epsilon_{\text{crit}} \simeq 7.5 \times 10^{-3}$.

We repeat this procedure to estimate the critical ϵ for different $\Delta t/L$ and see how it changes. For each $\Delta t/L$, we fit data by $a\epsilon + b\epsilon^{1/2} + c$ and extrapolate to the limit of infinite cusp formation time to read off the value of critical ϵ . Results are shown in figure 10. We find that the critical value scales as $(\Delta t/L)^3$. A fit of our results is $\epsilon_{\text{crit}} = 9.3 \times 10^{-4}(\Delta t/L)^3$. Note that this scaling may be altered if $\Delta t/L$ becomes very long and the wavelength of the induced wave is comparable with the length of the hanging string. The critical amplitude in such a case, however, will be also big. For this reason, we do not focus on larger $\Delta t/L$ in this paper.

⁴The points marked with the purple boxes were not derived from directly computing eq. (4.20) because of difficulty in small ϵ . We are, however, able to find a suspect of cusp formation by looking at the plot of the necessary condition (4.21). We do not use these points for the fit, but they look consistent with the fit.

⁵This fitting function is chosen by our intuition, and other choices for extrapolation could be utilized.

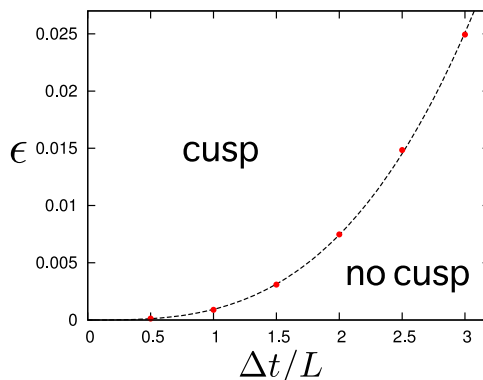


Figure 10. The dynamical phase diagram for cusp formation. The red points are estimated values of critical ϵ at different $\Delta t/L$. The dashed curve is a fit given by $\epsilon = 9.3 \times 10^{-4}(\Delta t/L)^3$. Cusps are formed above this curve, but not below.

The cusp formation found here is similar to the weakly turbulent instability in the global AdS [14]: small fluctuations in that AdS propagate between the boundary and the center and, eventually, the perturbations collapse into a black hole after several bounces. A difference between our cusp formation and that AdS instability is their critical amplitude of initial perturbations. The AdS instability occurs for arbitrary small initial perturbations while our cusps are formed only for $\epsilon > \epsilon_{\text{crit}} > 0$. By a perturbative study in ref. [14], it has been suggested that a commensurable spectrum is a necessary condition for the collapse by arbitrary small perturbations. As in figure 4, the linear spectrum of the string, ω_n and ω'_n , are commensurable only for $n \rightarrow \infty$. Because of the non-commensurable spectrum of the string, we need finite perturbations for the cusp formation.

5.2 Energy spectrum in the non-linear theory

Given the formation of cusps, we look into the time dependence in the energy spectrum following the procedure described in section 4.5.2. For samples, we focus on the following four cases: (a) $\Delta t/L = 2$, $\epsilon = 0.005$, (b) $\Delta t/L = 2$, $\epsilon = 0.01$, (c) $\Delta t/L = 2$, $\epsilon = 0.03$, and (d) $\Delta t/L = 4$, $\epsilon = 0.07$. With the parameters (a), cusps do not form on the string, while cusps are created for (b), (c) and (d). In figure 11, we show the time dependence of the energy spectra for these parameters. The dashed curves are the energy spectra computed in the linear theory; see appendix C for the calculations. Although the spectra are defined only for integer n , for visibility of the plot these results are generalized to continuous n .

High frequencies in the energy spectra are suppressed when the cusps are not formed. In figure 11(a), the spectrum can be well approximated by the linear theory just after the quench ($t/L = 2$). Although it slightly deviates from the linear theory as the time increases, we do not find any remarkable change in the late time.

In contrast, the energy spectra show power law behaviors in the cases of cusp formation. In figure 11(b), although the spectrum can be well approximated by the linear theory just after the quench, we see the growth of the spectrum in high frequencies as time passes,

For instance, the data can be also fit with $a\epsilon^2 + b\epsilon + c$, and a qualitatively consistent result can be obtained.

apparently because of the nonlinearity in the time evolution equations. In figure 11(c) and 11(d), the spectra deviate from those in the linear theory even at $t = \Delta t$, and this indicates that the nonlinearity evolves even in the quenching time, $0 < t < \Delta t$. For these three cases, we find a direct energy cascade: the energy is transferred to higher n -modes during the time evolution. Eventually, power law spectra are observed, and these behaviors persist until the time of cusp formation. (See magenta points.)⁶ In particular, as seen in 11(b), the time for reaching the power law behavior can be rather earlier than that for the cusp formation, and once realized, the behavior lasts until the cusps are formed.⁷ Hence, the cusp formation on the string can be regarded as a variation of weak turbulence [14].⁸

We fit the power law spectra by $\varepsilon_n \propto n^{-a}$. Just before the cusp formation, we obtain $a = 1.313 \pm 0.171$, $a = 1.354 \pm 0.128$ and $a = 1.432 \pm 0.017$ for (b), (c) and (d), respectively. The exponents are distributed around $a \sim 1.4$.

5.3 Time-dependence of the forces acting on the heavy quarks

Following the procedure in section 4.5.3, we compute the forces acting on the quark and antiquark as functions of time. Since the string motion is now restricted in the (z, x_1) -plane, only the x_1 -components of the forces are non-zero. In figure 12, we plot the forces $\langle F_1(t) \rangle$ and $\langle \bar{F}_1(t) \rangle$ for $\epsilon = 0.005$ and $\Delta t/L = 2$. For these parameters, cusps do not form on the string. Figure 12(a) is for the early stage in the time evolution ($0 \leq t/L \leq 20$), and figure 12(b) for a long period ($0 \leq t/L \leq 160$). In figure 12(a), pulse-like oscillations are repeated at regular time intervals. The period corresponds to the timescale for the fluctuation induced by the quench (4.1) to go back and forth between the two boundaries. Because of the dispersive spectrum in the linear perturbation, the initially localized oscillations tend to spread as time increases as in figure 12(b), and there is no way for them to converge again. We can also see that $\langle F_1(t) \rangle < 0$ and $\langle \bar{F}_1(t) \rangle > 0$ throughout the time evolution, and this implies that the force between the quark and antiquark is always attractive.

For the parameters where the cusps form on the string, the time evolution of the forces is different from the previous example. In figure 13, we show $\langle F_1(t) \rangle$ and $\langle \bar{F}_1(t) \rangle$ for $\epsilon = 1.0 \times 10^{-2}$ and $\Delta t/L = 2$, where figures (a) and (b) are for $0 \leq t/L \leq 13$ and for $0 \leq t/L \leq 30$, respectively. In figure (b), we take the absolute values of the forces, and plot in the log scale in the vertical axis. We find that the pulse-like oscillations are getting sharp and amplified as the time increases. The forces can change the sign because of their large oscillations, and this implies that the force between the quark and antiquark can be repulsive temporarily. Eventually, when a cusp arrives at the boundary after the cusp formation, the force diverges.

⁶After the cusp formation, the function $R(t, \phi)$ becomes multi-valued and the energy spectrum is ill-defined. Therefore, we only show spectra before the cusp formation.

⁷The string is smooth before the cusp formation, and the energy spectrum ε_n must fall off faster than any power law function as $n \rightarrow \infty$. Hence, it is indicated that the power law spectrum will be no longer maintained at $n \gg 50$, while many numerical efforts are necessary for computing the spectrum in such a region.

⁸The AdS weak turbulence was found to be characterized by a Kolmogorov-Zakharov scaling [40].

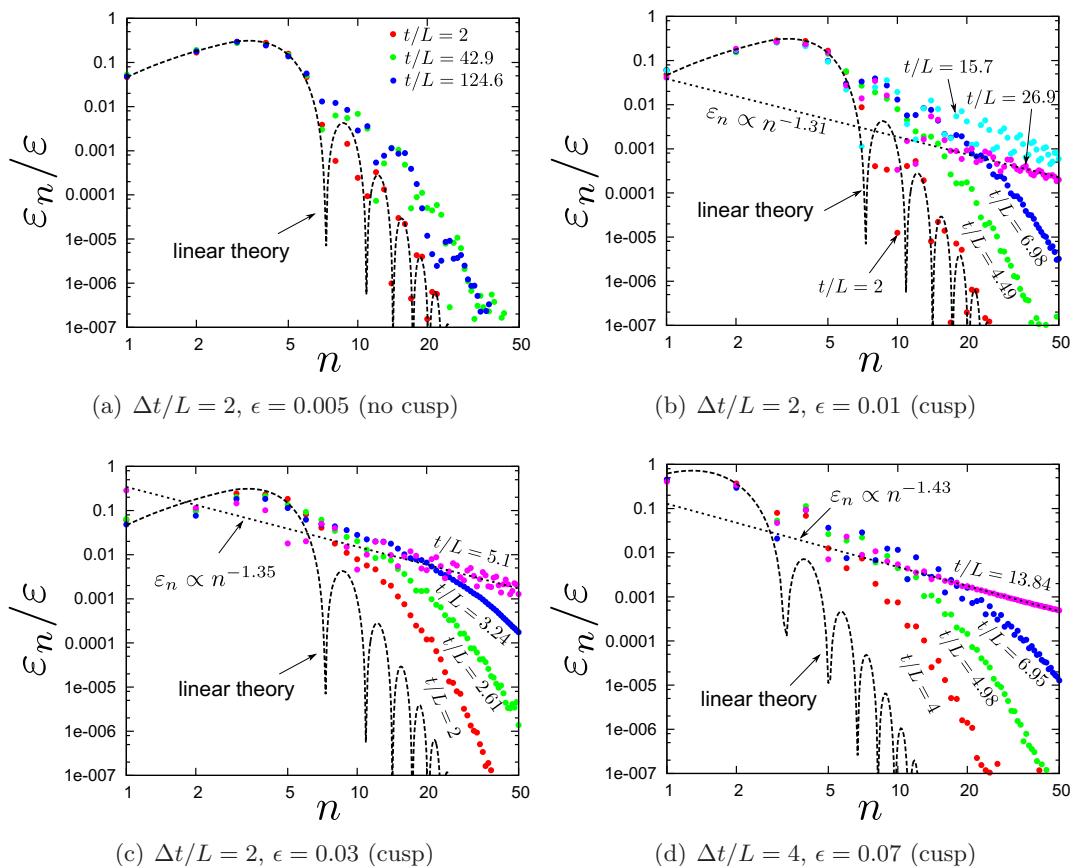


Figure 11. Time dependence of the energy spectrum. For the parameters (a), cusps do not form on the string. For the parameters (b), (c) and (d), cusps are created on the string. The dashed curves are the energy spectra computed in the linear theory. Red points are spectra just after the quench. Magenta points correspond to the time for cusp formation. For (b), (c) and (d), the energy is transferred to higher modes as time increases, and eventually power law spectra are reached. In (b), light blue points indicate the time when the spectrum realizes the power law, which lasts until the cusp formation. We fit the magenta points by $\epsilon \propto n^{-a}$, and the results are plotted with dotted lines.

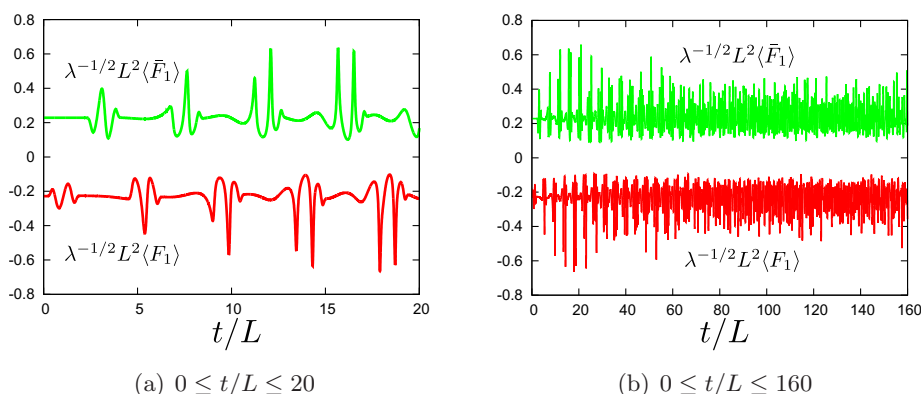


Figure 12. Time dependence of the forces acting on the quark and the antiquark for the longitudinal one-sided quench with $\epsilon = 5.0 \times 10^{-3}$ and $\Delta t/L = 2$. In this case, cusps do not form on the string.

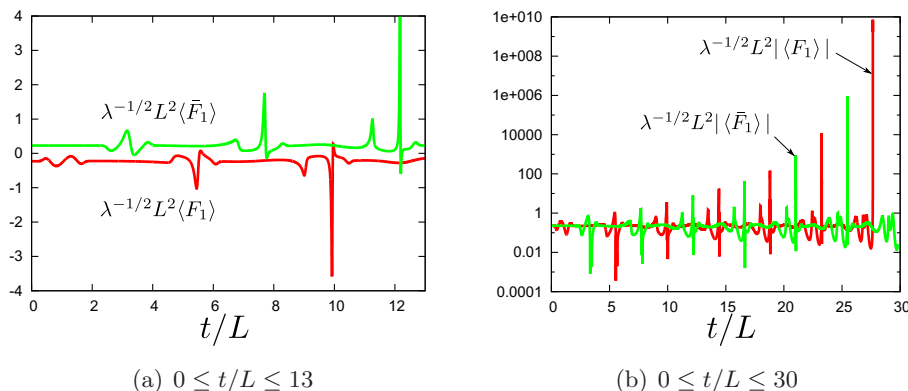


Figure 13. Time dependence of the forces acting on the quark and the antiquark for the longitudinal one-sided quench with $\epsilon = 1.0 \times 10^{-2}$ and $\Delta t/L = 2$. For these parameters, cusps form on the string. Pulse-like oscillations in the forces are getting amplified as time increases and diverge eventually.

A mathematical explanation why the forces diverge after the cusp formation is given as follows. Near the AdS boundary, the time dependent solution is well approximated by eq. (4.14). The conditions for the cusp are then given by $\partial_\sigma Z = 0$ and $\partial_\sigma \mathbf{X} = 0$ as discussed in section 4.5.1. The latter condition is automatically satisfied near the boundary because of $\partial_\sigma \mathbf{X} \sim \sigma$, while the former gives $\dot{t}_0 = 0$. In eq. (4.27), the denominator has \dot{t}_0 , and it appears that the numerator does not cancel the zero in the denominator. Hence, it is natural that the force diverges when the cusp arrives at the boundary.

5.4 \mathbb{Z}_2 -symmetric quench

When the two endpoints of the string are simultaneously quenched in the opposite directions with the same amplitude, there is a new contribution from the one-sided quench that the propagating waves collide at the \mathbb{Z}_2 -symmetric point $X = 0$, and cusps are expected to form on the collision. This case is equivalent to impose the Neumann boundary condition at $X = 0$. Such a condition is typically imposed in probe D-brane embeddings. We would like to emphasize that understanding the difference between this case and the case without the Neumann condition would be important for distinguishing mechanisms for cusp formation whether the cusps are formed spontaneously as discussed in previous sections or formed with a help of the collisions or the Neumann condition.

We investigate the cusp formation by computing the condition (4.20). Results are shown in figure 14 for varying ϵ with $\Delta t/L = 2$ fixed. The left panel shows the times for (4.20) to be satisfied for the first time, and the corresponding ϕ -coordinates are plotted in the right panel. We find that there are two kinds of cusp formation and wave collisions at the \mathbb{Z}_2 -symmetric point: one is cusp formation by the wave collision, and the first cusp formation in this case is marked with red points in the plots, since in this case these cusps disappear once the colliding waves pass. The other is that cusps are formed on the propagating waves in the same way as in the one-sided quench, and the cusp formation for this case is marked with green triangles. The times for the cusp formation are clearly

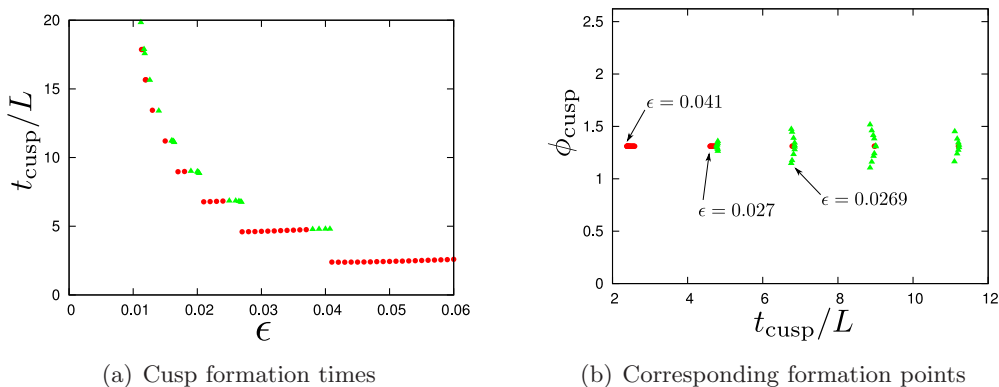


Figure 14. Cusp formation times for the \mathbb{Z}_2 -symmetric quench with $\Delta t = 2$. Cusp creation by wave collisions around $\phi = \beta_0/2$ are plotted with red dots, while events apart from that point and in the same way as the one-sided quench are plotted with green triangles.

discretized, and the locations are concentrated to $\phi = \beta_0/2$. The small change in the formation time is because the propagating speed of the wave slightly varies for different ϵ .

Closely looking at the results in evaluating (4.20), we find that even numbers of cusps are created for the first case (red points). In the bulk coordinates, the cusp formation is seen at very close to $\phi = \beta_0/2$ and one might naively think that only one cusp was generated at a point. In the worldvolume results, however, when the waves collide at $\phi = \beta_0/2$, we find that a pair of cusps whose orientations are opposite are created, and then these cusps pair-annihilate shortly when the waves pass by. Hence, the cusps created by the collision do not propagate away from that point, and therefore these instantaneous cusps are not observed in the force at the boundary. In this case, other formation of cusps in the same way as that in the one-sided quench also happens afterward.

In the cases of the green triangles in figure 14, the cusps are formed slightly before the collision point, and these cusps subsequently collide at the \mathbb{Z}_2 -symmetric point. In fact, it is seen in figure 14(a) that these points go ahead of the cusp formation by the collisions. These cusps then continue traveling on the string, inferring that the waves are already magnified enough for forming cusps.

In the \mathbb{Z}_2 -symmetric case, it is convenient to evaluate the time evolution of the worldsheet Ricci scalar at $\phi = \beta_0/2$ since many events of the cusp formation occur there. The Ricci scalar is given by

$$R = \frac{2(\gamma_{uv,u}\gamma_{uv,v} - \gamma_{uv}\gamma_{uv,uv})}{\gamma_{uv}^3} . \tag{5.1}$$

For the static configuration, this monotonically changes from $R = -2/\ell^2$ at $\phi = 0$ to $R = -4/\ell^2$ at $\phi = \beta_0/2$, and because of this coordinate dependence it might be desirable to compare the Ricci scalar at a fixed ϕ . The Ricci scalar diverges on top of a cusp, and the cusp formation condition (4.20) is consistent with the divergence of the Ricci scalar since γ_{uv} in the denominator becomes zero when (4.20) is satisfied. Practically, as we use discretized computations, the Ricci scalar does not exactly become infinity, while at least it becomes huge. Results of the Ricci scalar representing the cusp formation at second,

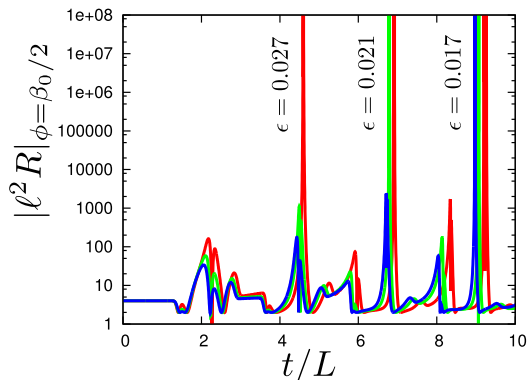


Figure 15. Ricci scalar evaluated at $\phi = \beta_0/2$ when $\Delta t/L = 2$.

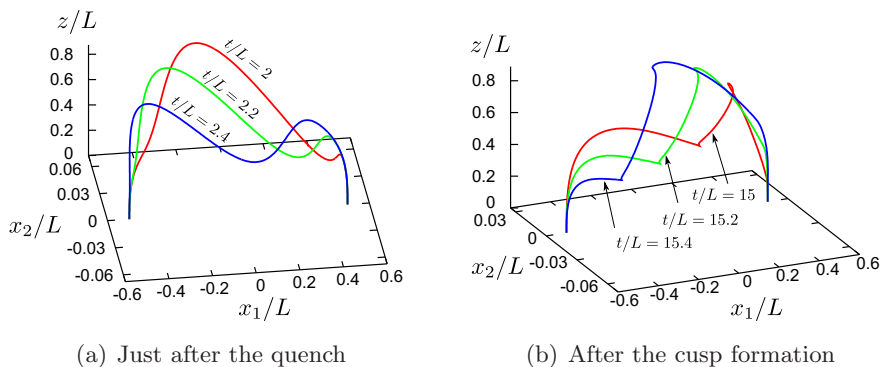


Figure 16. Snapshots of the string in the transverse linear quench. We set the parameters as $\Delta t/L = 2$, $\epsilon = 0.03$.

third, and fourth collisions are shown in figure 15. In these results, the absolute value of the Ricci scalar suddenly becomes huge at the cusp formation, and come back to of order one when the waves pass. In our setup, the numerical evolution does not breakdown after the Ricci scalar diverges in contrast to the D3/D7 case [10–12], although finite- N_c corrections may have to be taken into account.

6 Results for the transverse linear quench

6.1 Cusp formation

In this section, we study the string dynamics induced by the transverse linear quench (4.4). With such a quench, the string moves in the (3+1)-dimensions spanned by (t, z, x_1, x_2) . Snapshots of string configurations under a quench with parameters $\Delta t/L = 2$ and $\epsilon = 0.03$ are shown in figure 16. The left panel is just after the quench, $t/L = 2, 2.2, 2.4$, where we do not find cusps. However, in the right panel for late time $t/L = 15, 15.2, 15.4$, we find cusps on the string. This demonstrates that cusps can form in the transverse linear quench. For quenches with smaller amplitudes ($\epsilon \lesssim 0.02$), we did not find cusp formation for the period we computed the time evolution.

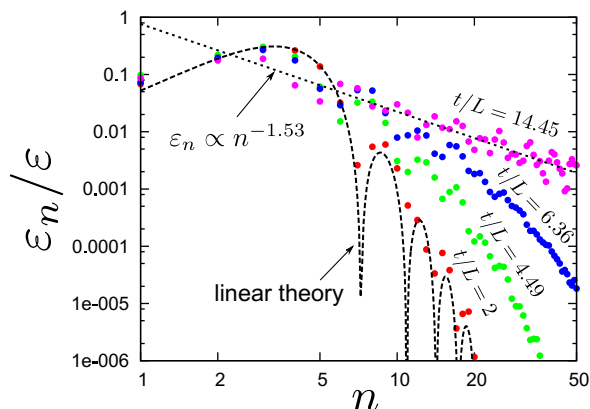


Figure 17. Time dependence of the energy spectrum in the transverse linear quench with $\Delta t/L = 2$ and $\epsilon = 0.03$. Magenta points correspond to the time for the cusp formation. We fit them by $\epsilon \propto n^{-a}$ and show the result by a dotted line.

6.2 Energy spectrum in the non-linear theory

We expect to see nonlinear origin for the cusp formation in the energy spectrum also in the case of the transverse linear quench. In figure 17, we show the time dependence of the energy spectrum when the parameters are $\Delta t/L = 2$ and $\epsilon = 0.03$. The time for the cusp formation is $t/L = 14.45$ for these parameters. Red points are just after the quench, and magenta points correspond to the time at cusp formation. We find the direct energy cascade as in section 5.2, and eventually the spectrum obeys a power law until the time of cusp formation. Thus, also in the transverse linear quench, we find the turbulent behavior toward the cusp formation. Fitting the spectrum by $\epsilon \propto n^{-a}$, we obtain $a = -1.533 \pm 0.133$. The exponent has similar value as that for the longitudinal quench.

6.3 Time-dependence of forces acting on the heavy quarks

We turn to the time-dependence of the forces acting on the quark and the antiquark in the transverse linear quench. Since the motion of the string is in the (z, x_1, x_2) -space, the x_1 - and x_2 -components of the forces can be non-zero. In figure 18(a), we show $\langle \mathbf{F} \rangle$ and $\langle \bar{\mathbf{F}} \rangle$ as functions of time for $\Delta t/L = 2$ and $\epsilon = 0.01$, with which cusps do not appear on the string. Similar to the longitudinal quench, pulse-like oscillations are repeated at intervals. Although there are sharp peaks, they are always $\mathcal{O}(1)$ in units of $\lambda^{-1/2} L^2$. We also find that $\langle F_1(t) \rangle < 0$ and $\langle \bar{F}_1(t) \rangle > 0$. Thus, the force between quarks is always attractive.

In figure 18(b), we show the absolute values of the forces for $\Delta t/L = 2$ and $\epsilon = 0.03$, where cusps are formed as seen in section 6.1. The pulses are getting sharp and amplified as time increases, and eventually after the cusp formation, the forces diverge when the cusps arrive at the boundaries. We also monitored \dot{t}_0 , which is in the denominator in eq. (4.27), at the boundaries, and found that it is consistent with zero at $t/L \simeq 13.6$ and 15.9 at $\mathbf{x} = \mathbf{x}_q$ and $\mathbf{x}_{\bar{q}}$, respectively.

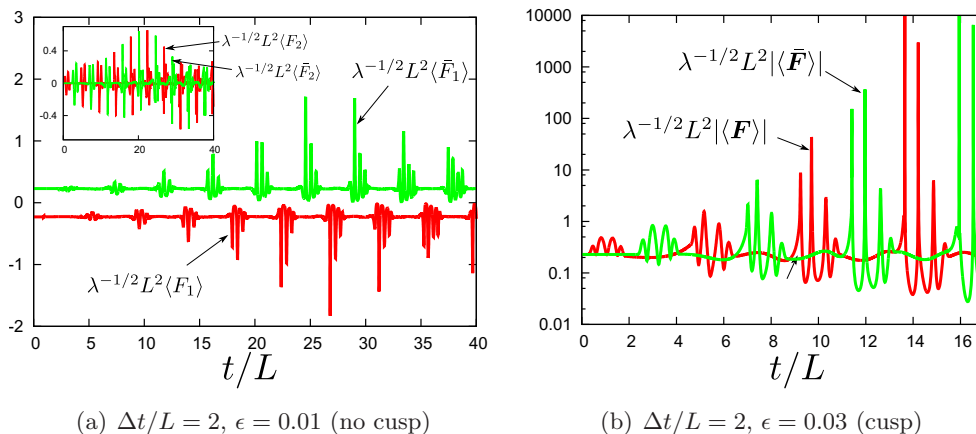


Figure 18. Forces acting on the quark and the antiquark in the transverse linear quench. We fix the time scale of the quench as $\Delta t/L = 2$. Left and right panels are for $\epsilon = 0.01$ and $\epsilon = 0.03$, respectively. In the right panel, we take the absolute values of the forces, and the vertical axis is log scale.

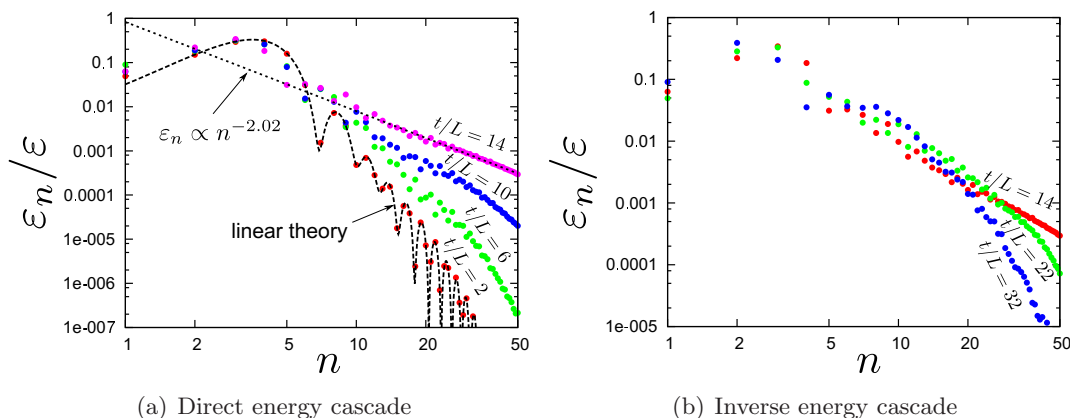


Figure 19. Time dependence of the energy spectrum for the transverse circular quench with $\Delta t/L = 2$ and $\epsilon = 0.02$.

7 Results for the transverse circular quench

Finally, we study the string dynamics induced by the transverse circular quench (4.5). The string moves in all (4+1)-dimensions spanned by (t, z, x_1, x_2, x_3) . For the transverse circular quench, we did not find any cusp formation at least for modest parameters: around at $\epsilon \sim 0.01$ and $\Delta t/L \sim 1$. Nevertheless, we found an interesting behavior in the energy spectrum. In figure 19, we show the time dependence of the energy spectrum for parameters $\Delta t/L = 2$ and $\epsilon = 0.02$. In the early time evolution until $t/L \lesssim 14$, there is a direct energy cascade: the energy is transferred from large to small scales, and eventually the spectrum obeys a power law at $t/L \sim 14$. Fitting the numerical data at $t/L = 14$, we obtain $\epsilon_n \propto n^{-2.019 \pm 0.029}$. For $t/L \gtrsim 14$, however, we find that this turns into an inverse energy cascade: the energy is transferred to the large scale. Thus, in contrast to the previous low dimensional cases, the power law once realized at an intermediate time $t/L = 14$ is not maintained in the late time.

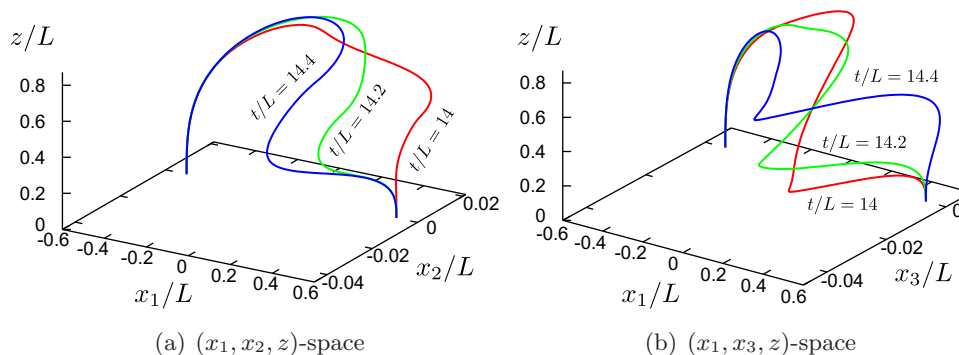


Figure 20. Snapshots of the string in the transverse circular quench with $\Delta t/L = 2$ and $\epsilon = 0.02$. In the left and right figures, we project the profiles of the string into (x_1, x_2, z) - and (x_1, x_3, z) -spaces, respectively.

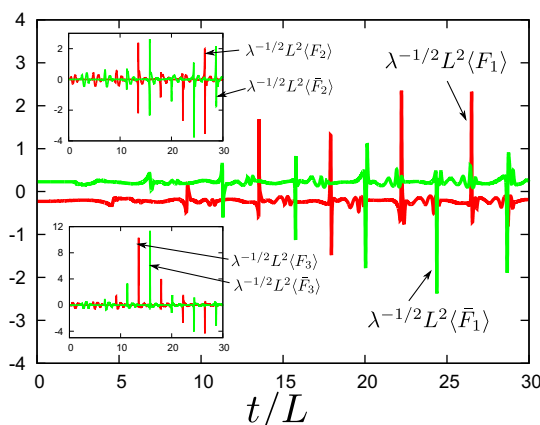


Figure 21. Time dependence of the forces acting on the quark and the antiquark for the transverse circular quench with $\epsilon = 0.02$ and $\Delta t/L = 2$.

In figure 20, we show snapshots of string configurations around the “turning point” of the energy cascade: $t/L = 14, 14.2, 14.4$. Since the string motion is in the $(4 + 1)$ -dimensions, we project the string profile into (x_1, x_2, z) - and (x_1, x_3, z) -spaces. Although cusp-like points can be seen in the right figure, these are not real cusps: we find that although roots of J_Z , J_{X_2} and J_{X_3} become close at $t/L \simeq 14$, J_{X_1} is not zero at the point. (See eq. (4.20).) However, the perturbation variable $\hat{\chi}_3$ defined in eq. (4.23) becomes cuspy, namely, its energy is transferred to the small scale. Hence the direct energy cascade appears in $t/L \lesssim 14$. After $t/L \simeq 14$, the cuspy shape gets loose because of the dispersive spectrum in the linear perturbation.

In figure 21, we show the time dependence of the forces acting on the quark and the antiquark for $\epsilon = 0.02$ and $\Delta t/L = 2$. We do not find the divergence of the forces. However, the forces are magnified until $t/L \simeq 14$ and can be repulsive at some time intervals ($\langle F_1 \rangle > 0$ and $\langle \bar{F}_1 \rangle < 0$) even though there is no cusp formation. The magnitude of the forces in the late time is not as big as that period, reflecting the looseness in the cuspy shape.

8 Summary and discussion

We studied nonlinear dynamics of the flux tube between an external quark-antiquark pair in $\mathcal{N} = 4$ SYM theory using the AdS/CFT duality. We numerically computed the time evolution of the string in AdS dual to the flux tube when we perturbed the positions of the string endpoints to induce string motions. We considered four kinds of quenches that were chosen to represent typical string motions: (i) longitudinal one-sided quench, (ii) longitudinal \mathbb{Z}_2 -symmetric quench, (iii) transverse linear quench, and (iv) transverse circular quench. (See eqs. (4.1)–(4.5) and figure 6.) For (i)–(iii), we found cusp formation on the string. In the time evolution of the energy spectrum, we observed the weak turbulence, that is, the energy was transferred to the small scale, and the energy spectrum eventually obeyed a power law until the time of the cusp formation. The cusp formation occurred only when the amplitude of the quench was larger than a critical value, $\epsilon > \epsilon_{\text{crit}}$, and the dependence of its magnitude on the quench duration Δt was given by a simple form $\epsilon_{\text{crit}} \propto (\Delta t/L)^3$ in small $\Delta t/L$. When the cusps arrived at the AdS boundary, we observed the divergence of the force between the quark pair. For (iv), we found no cusp formation. Nevertheless, we observed a direct energy cascade and the power law spectrum for a while. However, in late time the direct cascade turned into an inverse energy cascade, where the energy was transferred to the large scale. There was no divergence of the force between the quark pair.

How can we understand the weak turbulence of the string in view of gauge theory? Eigen normal modes e_n of the fundamental string studied in section 3 can be regarded as the excited states $|n\rangle$ of the flux tube in the gauge theory side. Hence, the fluctuating string solution, such as $R(t, \phi) = z_0 + \sum_n c_n(t)e_n(\phi)$, corresponds to

$$|\psi\rangle = |0\rangle + \sum_{n=1}^{\infty} c_n(t)|n\rangle \tag{8.1}$$

in the boundary theory, where $|0\rangle$ is the ground state. The weak turbulence implies that $|c_n(t)|$ with $n \gg 1$ tends to increase as a function of time. Therefore, in the late time, the probability of observing highly excited states is high compared to the linear theory. Similar phenomenon has been found in the D3/D7 system dual to $\mathcal{N} = 2$ supersymmetric QCD [10–12], where a direct energy cascade was found in the fluctuations on the D7-brane and regarded as production of many heavy mesons in the SQCD. In that paper, this phenomenon was referred as “turbulent meson condensation”. Although the endpoints of the flux tube we considered are regarded as nondynamical and infinitely heavy quarks, the string turbulence found in this paper would be regarded as the microscopic picture of the turbulent meson condensation.

We found cusp formation when the motion of the string is restricted in $(2+1)$ - and $(3+1)$ -dimensions. The divergence of the forces acting on the quarks is accompanied by the cusp singularities, where we expect that finite- N_c effects will become important. These will contain quantum effects of the string, and such effects may resolve the cusp singularities and the divergence of the forces. Nevertheless, the cusp formation in the classical sense can give us observable effects: finite- N_c effects will also appear as gravitational backreactions.

If these are taken into account, a strong gravitational wave will be emitted at the onset of the cusp formation.⁹ For cosmic strings in flat spacetime, gravitational wave bursts from cusps have been studied in ref. [42], and it has been found that their spectra obey a power law in the high-frequency regime. It would be nice to compute the gravitational waves from the string in AdS₅ and find the power law spectrum. The description in the dual field theory may be the power law spectrum in gluon jets from the flux tube.

When the motion of the string is in (4+1)-dimensions, we did not find cusp formation. Hence, in AdS₅ spacetime, the cusp formation on the string is not a general phenomenon but accidental one. This implies that the dual phenomenon to the cusp formation is not ubiquitous in the (3+1)-dimensional boundary field theory. However, if we consider the many-body system of quark-antiquark pairs, it is possible that the time evolution of some flux tubes happens to be restricted in lower dimensional spaces approximately,¹⁰ and such flux tubes would be able to emit the gluon jets with the approximately power law spectrum, which is characteristic to the cusp formation. Besides, gravitational wave bursts in the presence of extra dimensions were discussed in [43, 44]. Even though real cusps are not formed, there may be some gluon emission from cuspy shapes.

There are some future directions in our work. In this paper, we only considered modest values for the amplitude of the quench, $\epsilon \sim 0.01$. For a large value of ϵ , we expect that the string can even plunge into the Poincare horizon because of the strong perturbation. This will demonstrate a non-equilibrium process of breaking of the flux tube. It is also straightforward to take into account finite temperature effects in this process. It will be also interesting to consider the string motions in confined geometries [17]. In the theories dual to these backgrounds, the quark-antiquark potential is linear, and the presence of such potential may affect conditions for cusp formation. Studying nonlinear string dynamics in such geometries may give new insights into understanding the QCD flux tubes and non-equilibrium processes in realistic QCD.

Closed strings rotating in AdS and having cusps were constructed in ref. [45]. Although our dynamical cusp formation on an open string is different from the existence of cusps in those steady solutions, it may be interesting to obtain useful information from such configurations. In [10], the universal exponent in the power law was deduced from a stationary solution called critical embedding in the D3/D7-brane system in the presence of a constant electric field, and results in time dependent computations obeyed that universal value. In our setup, we do not have a corresponding static cuspy configuration, but our power law exponents, distributed around 1.4, may be naturally understood from cuspy stationary strings in AdS.

Ultimately, it will be important to understand the mechanism relevant for the the turbulent behavior. For the integrable Wilson loops such as those in AdS₅ × S⁵, the turbulent behavior may be studied with the techniques of integrability.

In non-linear systems, there may be underlying chaos. In [46], closed strings moving in Schwarzschild-AdS background were studied from the viewpoint of chaos. It may be

⁹In the asymptotically flat spacetime, gravitational self-interaction of cosmic strings has been perturbatively studied in ref. [41]. This work suggests that cusps survive the backreaction.

¹⁰We thank Claude Warnick for pointing out this argument.

interesting if chaos is seen also in the motion of open strings and the turbulent behavior is understood, particularly in non-integrable situations.

Acknowledgments

The authors thank Constantin Bachas, Koji Hashimoto, Shunichiro Kinoshita, Shin Nakamura, Vasilis Niarchos, So Matsuura, Giuseppe Policastro, Harvey Reall, Christopher Rosen and Claude Warnick for valuable discussions and comments. The work of T.I. was supported in part by European Union’s Seventh Framework Programme under grant agreements (FP7-REGPOT-2012-2013-1) no 316165, the EU program “Thales” MIS 375734 and was also cofinanced by the European Union (European Social Fund, ESF) and Greek national funds through the Operational Program “Education and Lifelong Learning” of the National Strategic Reference Framework (NSRF) under “Funding of proposals that have received a positive evaluation in the 3rd and 4th Call of ERC Grant Schemes”.

A Numerical methods

In this appendix, we explain our numerical method for solving the equations of motion of the string (4.11). Basic ideas are explained in appendix A in [9].

We found that the original form of the equations of motion (4.11) is numerically unstable. To stabilize the numerical evolution, it is effective to use the constraints (4.8). From them, we have

$$T_{,u} = \sqrt{Z_{,u}^2 + \mathbf{X}_{,u}^2}, \quad T_{,v} = \sqrt{Z_{,v}^2 + \mathbf{X}_{,v}^2}, \quad (\text{A.1})$$

where we choose the positive signs for the square roots since we take ∂_u and ∂_v as future directed vectors. Eliminating $T_{,u}$ and $T_{,v}$ from eq. (4.11), we obtain

$$\begin{aligned} T_{,uv} &= \frac{1}{Z} [(Z_{,u}^2 + \mathbf{X}_{,u}^2)^{1/2} Z_{,v} + (Z_{,v}^2 + \mathbf{X}_{,v}^2)^{1/2} Z_{,u}], \\ Z_{,uv} &= \frac{1}{Z} [(Z_{,u}^2 + \mathbf{X}_{,u}^2)^{1/2} (Z_{,v}^2 + \mathbf{X}_{,v}^2)^{1/2} + Z_{,u} Z_{,v} - \mathbf{X}_{,u} \cdot \mathbf{X}_{,v}], \\ \mathbf{X}_{,uv} &= \frac{1}{Z} (\mathbf{X}_{,u} Z_{,v} + \mathbf{X}_{,v} Z_{,u}). \end{aligned} \quad (\text{A.2})$$

The evolution equations in these expressions are found numerically stable.

To numerically solve (A.2), we discretize the world volume (u, v) -coordinates with the grid spacing h as shown in figure 22. Let us denote the fields (T, Z, \mathbf{X}) by Ψ . At a point C apart from the boundary, the fields and their derivatives are discretized with second-order accuracy as

$$\begin{aligned} \Psi_{,uv}|_C &= \frac{\Psi_N - \Psi_E - \Psi_W + \Psi_S}{h^2}, & \Psi_{,u}|_C &= \frac{\Psi_N - \Psi_E + \Psi_W - \Psi_S}{2h}, \\ \Psi_{,v}|_C &= \frac{\Psi_N + \Psi_E - \Psi_W - \Psi_S}{2h}, & \Psi|_C &= \frac{\Psi_E + \Psi_W}{2}. \end{aligned} \quad (\text{A.3})$$

Discretization error is $\mathcal{O}(h^2)$. Substituting these into the evolution equations (A.2), we obtain nonlinear equations to determine Ψ_N by using known data of Ψ_E , Ψ_W , and Ψ_S . We use the Newton-Raphson method for solving the coupled nonlinear equations.

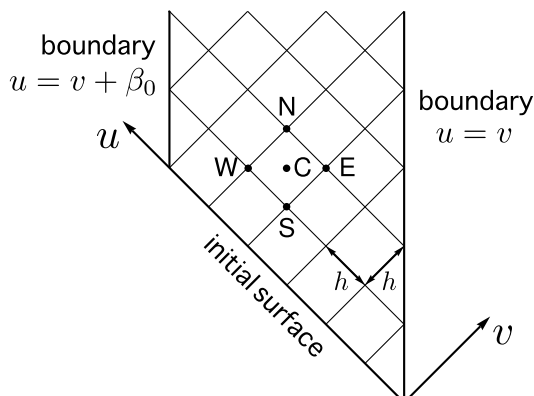


Figure 22. Discretization of the world volume.

The equations for the boundary time evolution (4.15) become coupled nonlinear equations of T_N and X_N . ($Z_N = 0$ is trivially imposed.) The form at $\sigma = 0$ is

$$T_N = T_S + \sqrt{4Z_W^2 + (\mathbf{X}_N - \mathbf{X}_S)^2}, \quad \mathbf{X}_N = \mathbf{x}_q(T_N), \quad (\text{A.4})$$

where we used a relation for Z , $Z_E = -Z_W$, derived from the boundary condition $Z_{,uv} = 0$. At the other boundary $\sigma = \beta_0$, Z_W and \mathbf{x}_q in (A.4) are replaced with Z_E and $\mathbf{x}_{\bar{q}}$. These equations are also solved by using the Newton-Raphson method.

B Error analysis

In this section, we estimate errors in our numerical calculations. We define

$$\tilde{C}_1 = \frac{1}{L^2}(-T_{,u}^2 + Z_{,u}^2 + \mathbf{X}_{,u}^2), \quad \tilde{C}_2 = \frac{1}{L^2}(-T_{,v}^2 + Z_{,v}^2 + \mathbf{X}_{,v}^2). \quad (\text{B.1})$$

These constraints should be zero for exact solutions. Hence, these can be nice indicators of our numerical errors. For visibility of the constraint violation, we introduce

$$C_{\max}(v) = \max_{\text{fixed } v} (|\tilde{C}_1|, |\tilde{C}_2|), \quad (\text{B.2})$$

where we take the maximum value when we vary u on a fixed v surface. We also choose the bigger of the two constraints, $|\tilde{C}_1|$ and $|\tilde{C}_2|$. Introducing an integer N such that the mesh size is given by $h = \beta_0/N$, we plot $C_{\max}(v)$ for several values of N in figure 23. We see that the constraint violation is small ($C_{\max} \sim 10^{-3}$ even for $N = 200$) and behaves as $C_{\max} \propto 1/N^2$. This is consistent with the fact that our numerical method has the second order accuracy. In this paper, we mainly set $N = 800$. Then, the constraint violation is $\mathcal{O}(10^{-4})$.

C Energy spectrum in the linear theory

In this appendix, we derive the energy spectrum induced in the linear theory of section 3 when a quench is added on the boundary. The equations of motion for the perturbation

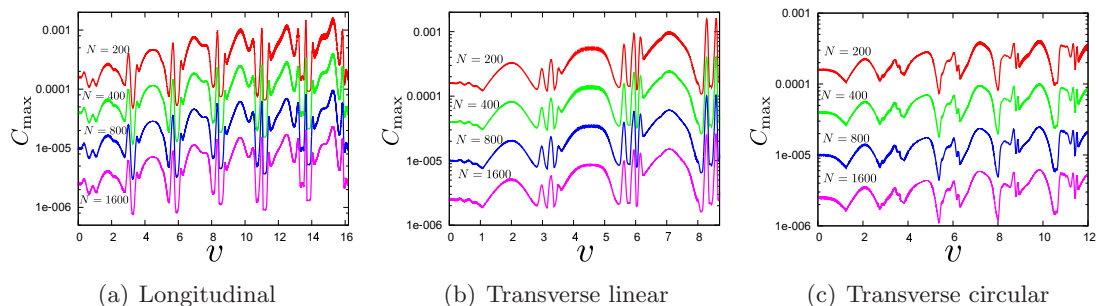


Figure 23. Constraint violation for several resolutions, $N = 200, 400, 800, 1600$. (a) Longitudinal one-sided quench with $\Delta t/L = 2$ and $\epsilon = 0.01$. (b) Transverse linear quench with $\Delta t/L = 2$ and $\epsilon = 0.03$. (c) Transverse circular quench with $\Delta t/L = 2$ and $\epsilon = 0.02$. For (a) and (b), the right ends of the figures correspond to the times for the cusp formation.

variables (χ_1, χ_2, χ_3) are given in eq. (3.8). Here, we focus on the longitudinal mode χ_1 for simplicity and denote it as $\chi_1 = \chi$. Application to transverse modes is straightforward. For the quench, we consider the following boundary conditions for χ :

$$\chi(t, \phi = 0) = \chi_b(t), \quad \chi(t, \phi = \beta_0) = 0, \quad (\text{C.1})$$

where $\chi_b(t)$ is the quench function assumed to have a compact support at $0 < t < \Delta t$. We also assume that the solution is trivial before the quench, $\chi(t \leq 0, \phi) = 0$.

We firstly consider a time independent solution to (3.8),

$$\mathcal{H}S(\phi) = 0. \quad (\text{C.2})$$

A solution is given by

$$S(\phi) = -\frac{1}{A} \int_{\beta_0}^{\phi} \frac{d\phi'}{h(\phi')}, \quad (\text{C.3})$$

where $A \equiv \int_0^{\beta_0} d\phi'/h(\phi')$ is a constant for normalization. Near the boundaries the function S behaves as

$$S = 1 - \frac{1}{3A\Gamma_0^2} \phi^3 + \dots \quad (\phi \sim 0), \quad S = \frac{1}{3A\Gamma_0^2} (\beta_0 - \phi)^3 + \dots \quad (\phi \sim \beta_0). \quad (\text{C.4})$$

Let us introduce the quench $\chi_b(t)$. Using the function S , we define $\tilde{\chi}$ as

$$\chi(t, \phi) = \tilde{\chi}(t, \phi) + \chi_b(t)S(\phi). \quad (\text{C.5})$$

The new variable $\tilde{\chi}$ satisfies trivial boundary conditions, $\tilde{\chi}(t, \phi = 0) = \tilde{\chi}(t, \phi = \beta_0) = 0$. The equation of motion for $\tilde{\chi}$ becomes

$$(\partial_t^2 + \mathcal{H})\tilde{\chi} = -\ddot{\chi}_b(t)S(\phi), \quad (\text{C.6})$$

where we used eq. (C.2).

To solve the equation, we consider a Green's equation:

$$(\partial_t^2 + \mathcal{H})G(t, t'; \phi, \phi') = \delta(t - t')\delta(\phi - \phi'), \quad (\text{C.7})$$

where G is the Green's function. By using G , a special solution to eq. (C.6) can be written in the form

$$\tilde{\chi} = - \int_{-\infty}^{\infty} dt' \int_0^{\beta_0} d\phi' G(t, t'; \phi, \phi') \ddot{\chi}_b(t') S(\phi'). \quad (\text{C.8})$$

Operating $\int_{t'-\epsilon}^{t'+\epsilon} dt$ on both sides of the Green's equation and taking the limit of $\epsilon \rightarrow 0$, we obtain the junction condition as

$$\partial_t G|_{t=t'-0}^{t=t'+0} = \delta(\phi - \phi'). \quad (\text{C.9})$$

For $t < t'$, we assume the Green's function is trivial: $G = 0$. For $t > t'$, the Green's function can be written as

$$G = \sum_n [a_n \sin \omega_n(t - t') + b_n \cos \omega_n(t - t')] e_n(\phi), \quad (\text{C.10})$$

From the continuity of G at $t = t'$ we have $b_n = 0$, and then from the junction condition (C.9), we find that a_n satisfies

$$\sum_n a_n \omega_n e_n(\phi) = \delta(\phi - \phi'). \quad (\text{C.11})$$

Operating $(e_n, *)$ to the above equation, we obtain

$$a_n = \frac{1}{\omega_n} \gamma(\phi') e_n(\phi'). \quad (\text{C.12})$$

Thus, the Green's function can be written as

$$G(t, t'; \phi, \phi') = \begin{cases} 0 & (t < t'), \\ \sum_n \omega_n^{-1} \sin \omega_n(t - t') \gamma(\phi') e_n(\phi') e_n(\phi) & (t > t'). \end{cases} \quad (\text{C.13})$$

Since the Green's function is zero at $t < t'$, the special solution obtained from eq. (C.8) is also zero before the quench, $t < 0$, and this is nothing but the solution we are looking for. After the quench $t > T$, the solution becomes

$$\begin{aligned} \chi &= - \sum_n \omega_n^{-1} S_n e_n(\phi) \int_0^T dt' \ddot{\chi}_0(t') \sin \omega_n(t - t') \\ &= \sum_n \omega_n S_n e_n(\phi) \int_0^T dt' \chi_b(t') \sin \omega_n(t - t'), \end{aligned} \quad (\text{C.14})$$

where $S_n \equiv (S, e_n)$. Note that $\tilde{\chi} = \chi$ after the quench. At the second equality, we integrated by parts twice.

It is then straightforward to compute the energy spectrum. The mode coefficient $c_n = (\chi, e_n)$ is computed by using (C.14) as

$$c_n(t) = \omega_n S_n \int_0^T dt' \chi_b(t') \sin \omega_n(t - t'), \quad (\text{C.15})$$

and then from eq. (4.25) the energy spectrum for the longitudinal quench in the linear theory becomes

$$\varepsilon_n = \frac{\sqrt{\lambda}z_0}{4\pi} [\dot{c}_n^2 + \omega_n^2 c_n^2] = \frac{\sqrt{\lambda}z_0\omega_n^4 S_n^2}{4\pi} |\hat{\chi}(\omega_n)|^2. \quad (\text{C.16})$$

where we define $\hat{\chi}(\omega) = \int dt \chi_b(t) e^{-i\omega t}$. The energy spectrum does not depend on t as we expect. Taking into account the transverse modes, we obtain the energy spectrum as

$$\varepsilon_n = \frac{\sqrt{\lambda}z_0}{4\pi} \left[\omega_n^4 S_n^2 |\hat{\chi}(\omega_n)|^2 + \sum_{i=2,3} \omega_n'^4 S_n'^2 |\hat{\chi}_i(\omega_n)|^2 \right], \quad (\text{C.17})$$

where

$$\hat{\chi}_i(\omega) = \int dt \chi_b^i(t, \phi = 0) e^{-i\omega t}, \quad S' = \frac{g(\phi) + \Gamma_0}{2\Gamma_0}, \quad S'_n = (S', e_n)', \quad (\text{C.18})$$

and χ_b^i are the quench functions for χ_i . The total energy is $\varepsilon = \sum_{n=1}^{\infty} \varepsilon_n$.

The spectrum (C.17) is defined only for integer n . However, in figures 11, 17 and 19, we generalize ε_n to a continuous number by interpolating ω_n , S_n , ω_n' , and S'_n and regarding them as function of continuous number n for visibility.

D Forces acting on the quark and the antiquark

In this appendix, we derive the formula for the forces acting on the quark endpoints (4.27). We denote the on-shell Nambu-Goto action as $S[\mathbf{x}_q, \mathbf{x}_{\bar{q}}]$, where \mathbf{x}_q and $\mathbf{x}_{\bar{q}}$ are the locations of the string endpoints regarded as the quark and the antiquark, respectively, at the AdS boundary: $\mathbf{X}(t, z \rightarrow 0) = \mathbf{x}_q, \mathbf{x}_{\bar{q}}$. The on-shell action relates to the partition function of the boundary theory as

$$Z_{\text{CFT}}[\mathbf{x}_q, \mathbf{x}_{\bar{q}}] = e^{iS[\mathbf{x}_q, \mathbf{x}_{\bar{q}}]}. \quad (\text{D.1})$$

In the field theory, the partition function is written as

$$Z_{\text{CFT}}[\mathbf{x}_q, \mathbf{x}_{\bar{q}}] = \int \mathcal{D}\phi \exp(iS_{\text{SYM}}[\phi] + iS_q[\phi(\mathbf{x}_q), \mathbf{x}_q] + iS_{\bar{q}}[\phi(\mathbf{x}_{\bar{q}}), \mathbf{x}_{\bar{q}}]), \quad (\text{D.2})$$

where ϕ represents the set of the fields in $\mathcal{N} = 4$ super Yang-Mills theory and S_{SYM} is its action. S_q and $S_{\bar{q}}$ denote the actions for the quark and the antiquark, respectively. We regard $\mathbf{x}_q(t)$ and $\mathbf{x}_{\bar{q}}(t)$ as external fields. The quark action is schematically written as

$$S_q[\phi(\mathbf{x}_q), \mathbf{x}_q] = \int dt \left[-m\sqrt{1 - \mathbf{v}^2} + L_{\text{int}}[\phi(\mathbf{x}_q), \mathbf{x}_q] \right], \quad (\text{D.3})$$

where m is the quark mass and L_{int} corresponds to the interaction term with SYM fields, and the velocity of the quark is introduced as $\mathbf{v} \equiv d\mathbf{x}_q/dt$. We define the force acting on the quark as

$$\mathbf{F} = \frac{\delta}{\delta \mathbf{x}_q} \int dt L_{\text{int}}[\phi(\mathbf{x}_q), \mathbf{x}_q]. \quad (\text{D.4})$$

The variation of the on-shell Nambu-Goto action is then related to the field theory terms as

$$\frac{\delta S}{\delta \mathbf{x}_q} = -i \frac{\delta}{\delta \mathbf{x}_q} \ln Z_{\text{CFT}} = -m(\gamma \mathbf{v})' + \langle \mathbf{F} \rangle, \quad (\text{D.5})$$

where $\langle \mathbf{F} \rangle = Z^{-1} \int \mathcal{D}\phi \mathbf{F} e^{iS_{\text{SYM}} + iS_q + iS_{\bar{q}}}$, $\gamma = 1/\sqrt{1 - \mathbf{v}^2}$, and the dot in the upper right of the parentheses denotes $\dot{} \equiv d/dt$. In the first equality, we used the AdS/CFT duality (D.1).

Now, we evaluate $\delta S/\delta \mathbf{x}_q$ in the gravity side. For this purpose, it is convenient to use target space coordinates (t, z) as the world sheet coordinates. Then, the position of the string is specified by $\mathbf{x} = \mathbf{X}(t, z)$, and the Nambu-Goto action becomes

$$S = -\frac{\sqrt{\lambda}}{2\pi} \int dt dz \frac{1}{z^2} [(1 - \dot{\mathbf{X}}^2)(1 + \mathbf{X}'^2) + (\dot{\mathbf{X}} \cdot \mathbf{X}')^2]^{1/2}. \quad (\text{D.6})$$

The equations of motion are given by

$$\left[\frac{-(1 + \mathbf{X}'^2)\dot{\mathbf{X}} + (\dot{\mathbf{X}} \cdot \mathbf{X}')\mathbf{X}'}{z^2 \sqrt{\xi}} \right] + \left[\frac{(1 - \dot{\mathbf{X}}^2)\mathbf{X}' + (\dot{\mathbf{X}} \cdot \mathbf{X}')\dot{\mathbf{X}}}{z^2 \sqrt{\xi}} \right]' = 0, \quad (\text{D.7})$$

where $\dot{} \equiv \partial/\partial t$, $' \equiv \partial/\partial z$, and $\xi \equiv (1 - \dot{\mathbf{X}}^2)(1 + \mathbf{X}'^2) + (\dot{\mathbf{X}} \cdot \mathbf{X}')^2$. Solving these near the AdS boundary, we obtain

$$\mathbf{X} = \mathbf{x}_q(t) - \frac{1}{2}\gamma^2 \mathbf{a} z^2 + \mathbf{x}_3 z^3 + \mathcal{O}(z^4), \quad (\text{D.8})$$

where $\mathbf{a} = d^2 \mathbf{x}_q/dt^2$. Let us consider the variation of the on-shell action with respect to one of the endpoints of the string, \mathbf{x}_q , and the other endpoint is fixed, $\delta \mathbf{x}_{\bar{q}} = 0$. By defining Lagrangian as $S = \int d\tau d\sigma \mathcal{L}$, the variation of the action becomes

$$\begin{aligned} \delta S[\mathbf{x}_q, \mathbf{x}_{\bar{q}}] &= \int dt dz \left[\delta(\partial_a \mathbf{X}) \cdot \frac{\partial \mathcal{L}}{\partial(\partial_a \mathbf{X})} + \delta \mathbf{X} \cdot \frac{\partial \mathcal{L}}{\partial \mathbf{X}} \right] \\ &= \int dt dz \partial_a \left(\delta \mathbf{X} \cdot \frac{\partial \mathcal{L}}{\partial(\partial_a \mathbf{X})} \right) = - \int dt \delta \mathbf{X} \cdot \frac{\partial \mathcal{L}}{\partial \mathbf{X}'} \Big|_{\mathbf{x}=\mathbf{x}_q, z=\epsilon}, \end{aligned} \quad (\text{D.9})$$

where we take the cutoff at $z = \epsilon$. At the second equality, we used Euler-Lagrange equation, $\partial \mathcal{L}/\partial \mathbf{X} = \partial_a [\partial \mathcal{L}/\partial(\partial_a \mathbf{X})]$. There is no contribution from the other boundary $\mathbf{X} = \mathbf{x}_{\bar{q}}$ and $z = \epsilon$ since $\delta \mathbf{X} = 0$ there. Substituting eq. (D.8) into eq. (D.9), we obtain

$$\delta S[\mathbf{x}_q, \mathbf{x}_{\bar{q}}] = \int dt \delta \mathbf{x}_q \cdot \left(-\frac{\sqrt{\lambda}}{2\pi\epsilon} (\gamma \mathbf{v}) \dot{} + \frac{3\sqrt{\lambda}}{2\pi\gamma} (\mathbf{x}_3 + \gamma^2 (\mathbf{v} \cdot \mathbf{x}_3) \mathbf{v}) \right). \quad (\text{D.10})$$

Hence, the upshot for $\delta S/\delta \mathbf{x}_q$ is

$$\frac{\delta S}{\delta \mathbf{x}_q} = -\frac{\sqrt{\lambda}}{2\pi\epsilon} (\gamma \mathbf{v}) \dot{} + \frac{3\sqrt{\lambda}}{2\pi\gamma} (\mathbf{x}_3 + \gamma^2 (\mathbf{v} \cdot \mathbf{x}_3) \mathbf{v}). \quad (\text{D.11})$$

Comparing above expression with eq. (D.5), we can see that the first term in (D.11) corresponds to a diverging quark mass $m \sim 1/\epsilon$. This is a natural consequence since we are considering an infinitely extended string. Setting $m = \sqrt{\lambda}/(2\pi\epsilon)$, we obtain the force acting on the quark from eqs. (D.5) and (D.11) as

$$\langle F_i(t) \rangle = \frac{\sqrt{\lambda}}{4\pi\gamma} (\delta_{ij} + \gamma^2 v_i v_j) \partial_z^3 X_j|_{z=0}, \quad (\text{D.12})$$

where we replaced \mathbf{x}_3 with $\partial_z^3 \mathbf{X}|_{z=0}/6$. Note that there can be a finite difference between m and $\sqrt{\lambda}/(2\pi\epsilon)$, and an extra-term proportional to $(\gamma \mathbf{v}) \dot{}$ may appear in eq. (D.12). However, it can be eliminated by adding a local counter term proportional to $\sqrt{1 - \mathbf{v}^2}$ in the quark action S_p . The same formula can be applied to the force acting on the antiquark at $\mathbf{x}_{\bar{q}}$.

Open Access. This article is distributed under the terms of the Creative Commons Attribution License ([CC-BY 4.0](https://creativecommons.org/licenses/by/4.0/)), which permits any use, distribution and reproduction in any medium, provided the original author(s) and source are credited.

References

- [1] J.M. Maldacena, *The large- N limit of superconformal field theories and supergravity*, *Int. J. Theor. Phys.* **38** (1999) 1113 [[hep-th/9711200](#)] [[INSPIRE](#)].
- [2] S.S. Gubser, I.R. Klebanov and A.M. Polyakov, *Gauge theory correlators from noncritical string theory*, *Phys. Lett. B* **428** (1998) 105 [[hep-th/9802109](#)] [[INSPIRE](#)].
- [3] E. Witten, *Anti-de Sitter space and holography*, *Adv. Theor. Math. Phys.* **2** (1998) 253 [[hep-th/9802150](#)] [[INSPIRE](#)].
- [4] P.M. Chesler and L.G. Yaffe, *Horizon formation and far-from-equilibrium isotropization in supersymmetric Yang-Mills plasma*, *Phys. Rev. Lett.* **102** (2009) 211601 [[arXiv:0812.2053](#)] [[INSPIRE](#)].
- [5] P.M. Chesler and L.G. Yaffe, *Boost invariant flow, black hole formation and far-from-equilibrium dynamics in $N = 4$ supersymmetric Yang-Mills theory*, *Phys. Rev. D* **82** (2010) 026006 [[arXiv:0906.4426](#)] [[INSPIRE](#)].
- [6] P.M. Chesler and L.G. Yaffe, *Holography and colliding gravitational shock waves in asymptotically AdS_5 spacetime*, *Phys. Rev. Lett.* **106** (2011) 021601 [[arXiv:1011.3562](#)] [[INSPIRE](#)].
- [7] P.M. Chesler and L.G. Yaffe, *Numerical solution of gravitational dynamics in asymptotically Anti-de Sitter spacetimes*, *JHEP* **07** (2014) 086 [[arXiv:1309.1439](#)] [[INSPIRE](#)].
- [8] P.M. Chesler and L.G. Yaffe, *Holography and off-center collisions of localized shock waves*, [arXiv:1501.04644](#) [[INSPIRE](#)].
- [9] T. Ishii, S. Kinoshita, K. Murata and N. Tanahashi, *Dynamical meson melting in holography*, *JHEP* **04** (2014) 099 [[arXiv:1401.5106](#)] [[INSPIRE](#)].
- [10] K. Hashimoto, S. Kinoshita, K. Murata and T. Oka, *Electric field quench in AdS/CFT* , *JHEP* **09** (2014) 126 [[arXiv:1407.0798](#)] [[INSPIRE](#)].
- [11] K. Hashimoto, S. Kinoshita, K. Murata and T. Oka, *Turbulent meson condensation in quark deconfinement*, *Phys. Lett. B* **746** (2015) 311 [[arXiv:1408.6293](#)] [[INSPIRE](#)].
- [12] K. Hashimoto, S. Kinoshita, K. Murata and T. Oka, *Meson turbulence at quark deconfinement from AdS/CFT* , *Nucl. Phys. B* **896** (2015) 738 [[arXiv:1412.4964](#)] [[INSPIRE](#)].
- [13] M. Ali-Akbari, F. Charmchi, A. Davody, H. Ebrahim and L. Shahkarami, *Time-dependent meson melting in an external magnetic field*, *Phys. Rev. D* **91** (2015) 106008 [[arXiv:1503.04439](#)] [[INSPIRE](#)].
- [14] P. Bizon and A. Rostworowski, *On weakly turbulent instability of Anti-de Sitter space*, *Phys. Rev. Lett.* **107** (2011) 031102 [[arXiv:1104.3702](#)] [[INSPIRE](#)].
- [15] S.-J. Rey and J.-T. Yee, *Macroscopic strings as heavy quarks in large- N gauge theory and Anti-de Sitter supergravity*, *Eur. Phys. J. C* **22** (2001) 379 [[hep-th/9803001](#)] [[INSPIRE](#)].
- [16] J.M. Maldacena, *Wilson loops in large- N field theories*, *Phys. Rev. Lett.* **80** (1998) 4859 [[hep-th/9803002](#)] [[INSPIRE](#)].

- [17] E. Witten, *Anti-de Sitter space, thermal phase transition and confinement in gauge theories*, *Adv. Theor. Math. Phys.* **2** (1998) 505 [[hep-th/9803131](#)] [[INSPIRE](#)].
- [18] S.-J. Rey, S. Theisen and J.-T. Yee, *Wilson-Polyakov loop at finite temperature in large- N gauge theory and Anti-de Sitter supergravity*, *Nucl. Phys.* **B 527** (1998) 171 [[hep-th/9803135](#)] [[INSPIRE](#)].
- [19] A. Brandhuber, N. Itzhaki, J. Sonnenschein and S. Yankielowicz, *Wilson loops in the large- N limit at finite temperature*, *Phys. Lett.* **B 434** (1998) 36 [[hep-th/9803137](#)] [[INSPIRE](#)].
- [20] C.P. Herzog, A. Karch, P. Kovtun, C. Kozcaz and L.G. Yaffe, *Energy loss of a heavy quark moving through $N = 4$ supersymmetric Yang-Mills plasma*, *JHEP* **07** (2006) 013 [[hep-th/0605158](#)] [[INSPIRE](#)].
- [21] S.S. Gubser, *Drag force in AdS/CFT*, *Phys. Rev.* **D 74** (2006) 126005 [[hep-th/0605182](#)] [[INSPIRE](#)].
- [22] J. Casalderrey-Solana and D. Teaney, *Heavy quark diffusion in strongly coupled $N = 4$ Yang-Mills*, *Phys. Rev.* **D 74** (2006) 085012 [[hep-ph/0605199](#)] [[INSPIRE](#)].
- [23] S.S. Gubser, *Momentum fluctuations of heavy quarks in the gauge-string duality*, *Nucl. Phys.* **B 790** (2008) 175 [[hep-th/0612143](#)] [[INSPIRE](#)].
- [24] J. Casalderrey-Solana and D. Teaney, *Transverse momentum broadening of a fast quark in a $N = 4$ Yang-Mills plasma*, *JHEP* **04** (2007) 039 [[hep-th/0701123](#)] [[INSPIRE](#)].
- [25] H. Liu, K. Rajagopal and U.A. Wiedemann, *Calculating the jet quenching parameter from AdS/CFT*, *Phys. Rev. Lett.* **97** (2006) 182301 [[hep-ph/0605178](#)] [[INSPIRE](#)].
- [26] H. Liu, K. Rajagopal and U.A. Wiedemann, *Wilson loops in heavy ion collisions and their calculation in AdS/CFT*, *JHEP* **03** (2007) 066 [[hep-ph/0612168](#)] [[INSPIRE](#)].
- [27] H. Liu, K. Rajagopal and U.A. Wiedemann, *An AdS/CFT calculation of screening in a hot wind*, *Phys. Rev. Lett.* **98** (2007) 182301 [[hep-ph/0607062](#)] [[INSPIRE](#)].
- [28] M. Chernicoff, J.A. Garcia and A. Guijosa, *The energy of a moving quark-antiquark pair in an $N = 4$ SYM plasma*, *JHEP* **09** (2006) 068 [[hep-th/0607089](#)] [[INSPIRE](#)].
- [29] V. Balasubramanian et al., *Thermalization of strongly coupled field theories*, *Phys. Rev. Lett.* **106** (2011) 191601 [[arXiv:1012.4753](#)] [[INSPIRE](#)].
- [30] V. Balasubramanian et al., *Holographic thermalization*, *Phys. Rev.* **D 84** (2011) 026010 [[arXiv:1103.2683](#)] [[INSPIRE](#)].
- [31] A. Mikhailov, *Nonlinear waves in AdS/CFT correspondence*, [hep-th/0305196](#) [[INSPIRE](#)].
- [32] N. Turok, *Grand unified strings and galaxy formation*, *Nucl. Phys.* **B 242** (1984) 520 [[INSPIRE](#)].
- [33] A.-C. Davis, W. Nelson, S. Rajamanoharan and M. Sakellariadou, *Cusps on cosmic superstrings with junctions*, *JCAP* **11** (2008) 022 [[arXiv:0809.2263](#)] [[INSPIRE](#)].
- [34] J.A. Garcia, A. Güijosa and E.J. Pulido, *No line on the horizon: on uniform acceleration and gluonic fields at strong coupling*, *JHEP* **01** (2013) 096 [[arXiv:1210.4175](#)] [[INSPIRE](#)].
- [35] C.G. Callan Jr. and A. Guijosa, *Undulating strings and gauge theory waves*, *Nucl. Phys.* **B 565** (2000) 157 [[hep-th/9906153](#)] [[INSPIRE](#)].
- [36] I.R. Klebanov, J.M. Maldacena and I. Thorn, Charles B., *Dynamics of flux tubes in large- N gauge theories*, *JHEP* **04** (2006) 024 [[hep-th/0602255](#)] [[INSPIRE](#)].

- [37] S.D. Avramis, K. Sfetsos and K. Siampos, *Stability of strings dual to flux tubes between static quarks in $N = 4$ SYM*, *Nucl. Phys. B* **769** (2007) 44 [[hep-th/0612139](#)] [[INSPIRE](#)].
- [38] R.E. Arias and G.A. Silva, *Wilson loops stability in the gauge/string correspondence*, *JHEP* **01** (2010) 023 [[arXiv:0911.0662](#)] [[INSPIRE](#)].
- [39] T. Ishii and K. Murata, work in progress.
- [40] H.P. de Oliveira, L.A. Pando Zayas and E.L. Rodrigues, *A Kolmogorov-Zakharov spectrum in AdS gravitational collapse*, *Phys. Rev. Lett.* **111** (2013) 051101 [[arXiv:1209.2369](#)] [[INSPIRE](#)].
- [41] J.M. Quashnock and D.N. Spergel, *Gravitational selfinteractions of cosmic strings*, *Phys. Rev. D* **42** (1990) 2505 [[INSPIRE](#)].
- [42] T. Damour and A. Vilenkin, *Gravitational wave bursts from cusps and kinks on cosmic strings*, *Phys. Rev. D* **64** (2001) 064008 [[gr-qc/0104026](#)] [[INSPIRE](#)].
- [43] E. O’Callaghan, S. Chadburn, G. Geshnizjani, R. Gregory and I. Zavala, *Effect of extra dimensions on gravitational waves from cosmic strings*, *Phys. Rev. Lett.* **105** (2010) 081602 [[arXiv:1003.4395](#)] [[INSPIRE](#)].
- [44] E. O’Callaghan, S. Chadburn, G. Geshnizjani, R. Gregory and I. Zavala, *The effect of extra dimensions on gravity wave bursts from cosmic string cusps*, *JCAP* **09** (2010) 013 [[arXiv:1005.3220](#)] [[INSPIRE](#)].
- [45] M. Kruczenski, *Spiky strings and single trace operators in gauge theories*, *JHEP* **08** (2005) 014 [[hep-th/0410226](#)] [[INSPIRE](#)].
- [46] L.A. Pando Zayas and C.A. Terrero-Escalante, *Chaos in the gauge/gravity correspondence*, *JHEP* **09** (2010) 094 [[arXiv:1007.0277](#)] [[INSPIRE](#)].