

Erratum to: Characterization of Carbon Nanotube-Based Composites Under Consideration of Defects

M. Rahmandoust and M.R. Ayatollahi

Erratum to:

M. Rahmandoust and M.R. Ayatollahi, *Characterization of Carbon Nanotube-Based Composites Under Consideration of Defects*, *Advanced Structured Materials* 39, DOI [10.1007/978-3-319-00251-4](https://doi.org/10.1007/978-3-319-00251-4)

The original online version for these chapters can be found at

DOI [10.1007/978-3-319-00251-4](https://doi.org/10.1007/978-3-319-00251-4),
DOI [10.1007/978-3-319-00251-4_4](https://doi.org/10.1007/978-3-319-00251-4_4),
DOI [10.1007/978-3-319-00251-4_5](https://doi.org/10.1007/978-3-319-00251-4_5)

M. Rahmandoust (✉)
Griffith School of Engineering, Griffith University (Gold Coast Campus),
Southport, Queensland, Australia
e-mail: moones.r@gmail.com

M. Rahmandoust
Protein Research Center, Shahid Beheshti University, G.C., 1983969411 Tehran, Iran

M.R. Ayatollahi
Fatigue and Fracture Research Laboratory, Center of Excellence in Experimental Solid
Mechanics and Dynamics, School of Mechanical Engineering, Iran University of Science
and Technology, Tehran, Iran
e-mail: m.ayat@iust.ac.ir

Preface:

The last paragraph of the preface has been modified as below.

Finally, we appreciate the moment to express our sincere gratitude to Professor Dr.-Ing. Andreas Öchsner, editor-in-chief of the Springer book series on “Advanced Structured Materials” for his helpful guidance. We would like to thank Dr. Shahin Shadlou, Dr. Mohsen Khalily, Mr. Iman Eslami Afrouz, Mr. Mehdi Mavalizadeh, Mr. Morteza Farsadi, Mr. Ali Ghavamian and Mr. Reza Barbaz for their valuable assistance. Dr. Mostafa Rahmandoust, Mrs. Azar Rezaie and Dr. Hamidreza Kazempour should also be appreciated here for their kind support. In conclusion, we are grateful to many scientists worldwide, for their novel contributions to the topic, and for devoting their lives to keep the flame of knowledge and science burning brightly and beautifully through human history. We also thank Springer publisher for recognizing the necessity of the topic and the importance of characterization of defects in nanostructured materials.

Chapter 4: Revised Figures

The legends for the figures 4.9, 4.11, 4.16, 4.24 were incomplete in chapter 4. The missed out legends have been completed and updated in the original chapter.

Fig. 4.9 Typical force-displacement curves obtained for pure epoxy and for nanocomposites under mode I loading conditions (Ayatollahi et al. 2011f)

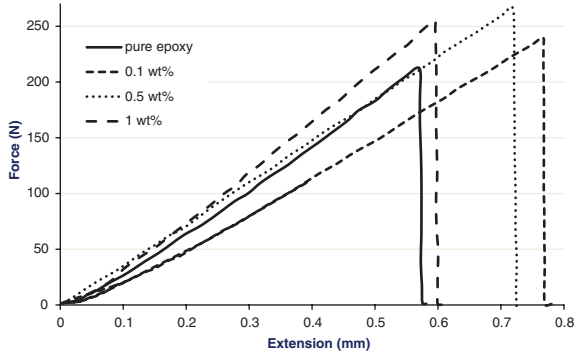


Fig. 4.11 Mixed mode I/II fracture toughness data obtained for pure epoxy and for nanocomposites (Ayatollahi et al. 2011f)

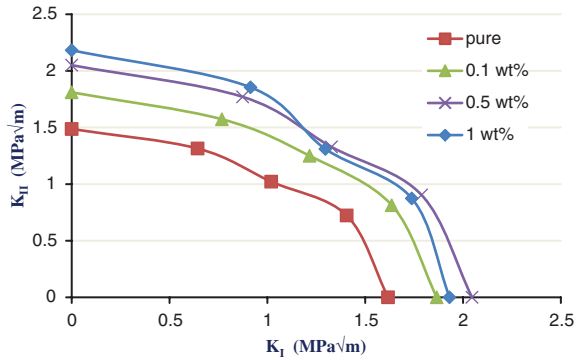


Fig. 4.16 Effects of MWCNT aspect ratio on mixed mode I/II fracture toughness data obtained for pure epoxy and for nano-composites (Ayatollahi et al. 2011g)

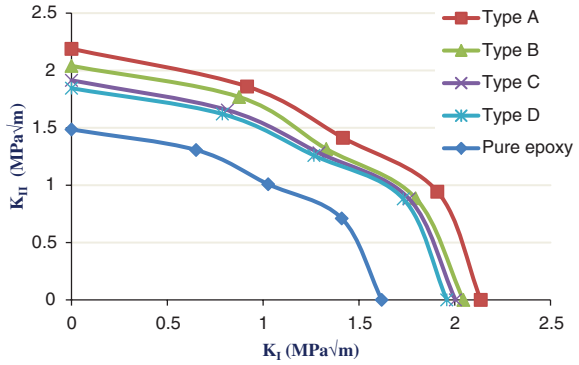
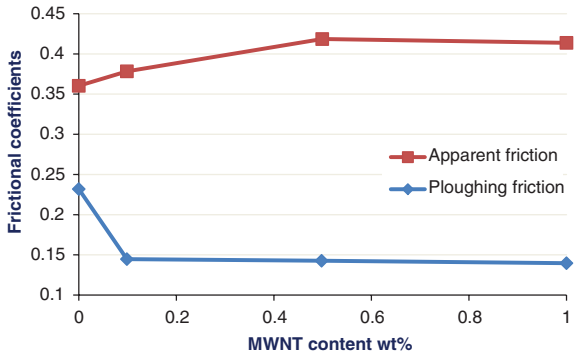


Fig. 4.24 Apparent and ploughing coefficients of friction in terms of MWCNT percent content (Ayatollahi et al. 2012a)



Chapter 5: Revised Figure

The legends for the figure 5.10 were incomplete in chapter 5. The missed out legends have been completed and updated in the original chapter.

Fig. 5.10 Experimental results obtained for the tensile behavior of various UD-laminates tested in the fiber direction. **a** The tensile modulus, **b** failure strength, **c** stress versus strain curves (Godara et al. 2009)

