



Probing UHECR production in Centaurus A using secondary neutrinos and gamma-rays

Cainã de Oliveira^a, Vitor de Souza^b

Instituto de Física de São Carlos, Universidade de São Paulo, Av. Trabalhador São-carlense 400, São Carlos, Brazil

Received: 16 October 2020 / Accepted: 20 May 2021 / Published online: 15 June 2021
© The Author(s) 2021

Abstract In this paper the production of neutrinos and photons by ultra high energy cosmic rays (UHECR) interacting with the extragalactic background radiation is studied. Centaurus A is assumed as the prime source of UHECR and the possibility to identify this source by detecting the secondary neutrinos and photons produced in the propagation of UHECR is investigated. Fifteen astrophysical models regarding three extragalactic magnetic fields (EGMF) and five composition abundances are simulated. The flux and arrival direction of neutrinos and photons are investigated. It is shown that the detection of a signal from Cen A with statistical significance is achievable by current observatories in a few years and by proposed experiments in the near future. The dependence of the results on the models is also presented.

1 Introduction

The unambiguous identification of an ultra high energy cosmic ray (UHECR) source would bring an enormous advance to astroparticle physics. Several unknowns related to the lack of knowledge of the source type, propagation effects and composition would be drastically reduced if one source is detected. The most famous candidate is Centaurus A (Cen A), the closest radio galaxy with a very rich morphology containing a radio jet extending over kiloparsecs and giant lobes with kiloparsec size [1, 2]. Several studies have shown that Cen A has the necessary conditions to accelerate particles at the highest energies [3–10]. Its relative size and proximity helps the detection and direct experimental evidences for acceleration of high energy particles have been published [11–14].

A multimessenger approach has been advocated as the only way to give definitive answers to UHECR production. Neutral particles (neutrons, neutrinos and photons) are con-

sidered to be the smoking gun of the UHECR source since they do not deviate on the way to Earth. Intrinsic TeV gamma-rays have been detected from Cen A [14] however the connection to UHECR production depends on the unknown characteristics of the acceleration sites [15]. The uncertainties about the environment of production do not allow one to infer if high energetic photons and neutrinos are produced as a consequence of UHECR acceleration.

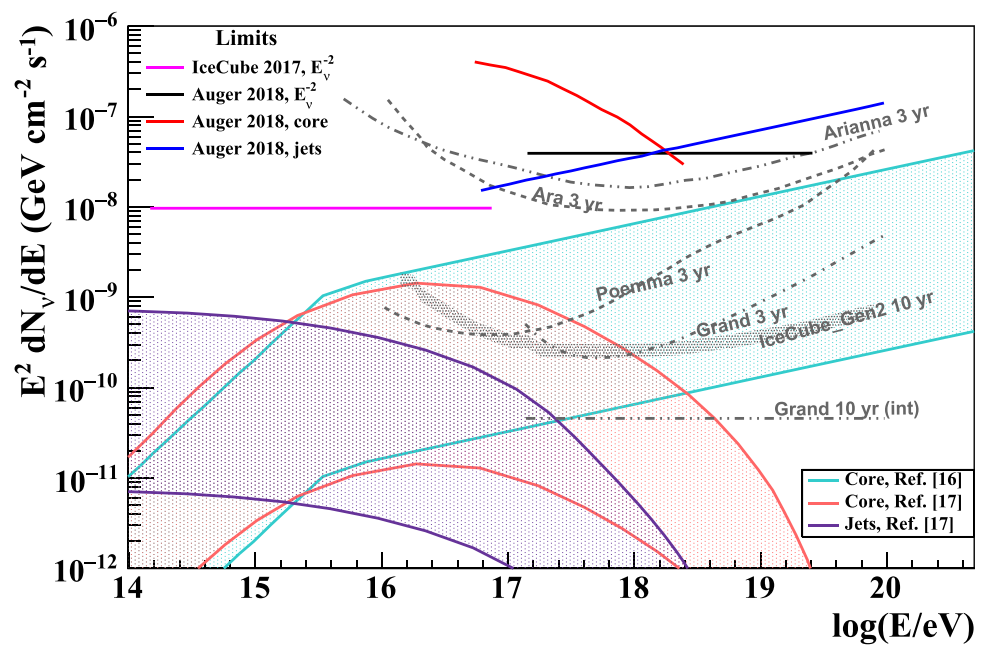
Models for the emission of primary neutrinos as a consequence of proton acceleration in Cen A have already been proposed to describe the core and jet emission [16, 17].¹ The original models were optimized in 2008 and 2009 using the first years of data measured by the Pierre Auger Observatory. A large uncertainty was introduced in the original proposals in the normalization of the neutrino flux which was taken to be proportional to the UHECR flux around a certain radius centered in Cen A. Figure 1 shows an update of these original models to the last data release of the Pierre Auger Observatory, see Appendix A for details. The ignorance about the contribution of Cen A to the total flux of UHECR is shown as a shaded area that covers a range of contribution of Cen A to the total flux measured by the Pierre Auger Observatory between 1 and 100%. The 90% upper limits on the neutrino flux measured by the Pierre Auger Observatory and by the IceCube are also shown for comparison. The prediction of sensitivity of future experiments ARA [18], ARIANNA [19], POEMMA [20], IceCube-Gen2 [21] and GRAND [22] are also shown. Note that the sensitivity of the future experiments are not corrected to the sensitivity in the direction of Cen A. They are shown here only for comparison of the overall flux. The primary flux of neutrinos for Cen A shown in this figure is of the same order of the flux predicted by cosmogenic neutrinos [23, 24]. Future experiments will have sensitivity to detect intrinsic neutrinos from Cen A if: (a) the models predicting the emission from the core are correct

^a e-mail: caina.oliveira@usp.br (corresponding author)

^b e-mail: vitor@ifsc.usp.br

¹ Heavier nuclei acceleration would produce less neutrinos, therefore the neutrino flux prediction in these models represents an upper limit.

Fig. 1 Flux of intrinsic neutrino produced in Cen A according to reference [16, 17] (hatched regions) as function of the contribution of Cen A to the total flux of UHECR measured by the Pierre Auger Observatory with energy above $E_c = 60$ EeV [63] and the normalization given in Eq. A1. Upper limits on the neutrino flux measured by the Pierre Auger Observatory [65] and the IceCube experiment [66] are shown as full lines. Dashed and dashed-dotted lines shows the sensitivity of future experiments not corrected to the direction of Cen A



and (b) Cen A contributes to more than roughly 50% of the total UHECR flux measured by the Pierre Auger Observatory.

Given that the intrinsic flux of photons and neutrinos at Cen A is or can be soon detected, the next sections delve into a possibly richer question concerning UHECR. The calculations presented here investigate for the first time if photons and neutrinos produced on the way from Cen A to Earth by UHECR could also be detected by current or future experiments. An UHECR interacts with the photon field and produces, via photo-pion production and nuclear fragmentation, photons and neutrinos. The mechanisms of production are well known which leads to a very precise prediction within a certain astrophysical scenario. For this reason, the detection of secondary neutrinos and photons would correlate more clearly to UHECR rather than the intrinsic flux of photons and neutrinos.

In this paper, the arrival direction and flux of secondary photons and neutrinos are investigated for fifteen astrophysical scenarios. In the next section the astrophysical scenarios will be presented and discussed. In Sects. 3 and 4 the results concerning flux and arrival direction of neutrinos and photons are respectively presented. Section 5 presents the conclusions.

2 Astrophysical scenarios for secondary neutrinos and photons

The prediction of the flux and arrival direction of particles coming from Cen A depends significantly on the astrophysical scenarios taken into account. In this paper,

fifteen astrophysical scenarios are considered representing three extragalactic magnetic field models and five composition abundances. For each scenario, the propagation of cosmic rays from Cen A to Earth is simulated and the numbers of secondary neutrinos and photons are calculated.

It is not the purpose of this study to build an astrophysical scenario compatible to current data. Instead, fifteen astrophysical published scenarios were chosen and the corresponding secondaries photons and neutrinos were simulated. The astrophysical scenarios used here were built based on very different approaches and assumptions. It is the purpose of this paper to use a wide variety of astrophysical scenarios to calculate the secondary neutrino and photon flux produced by UHECR. In this way, it will be possible to understand the dependencies of the calculated fluxes on the models and to point out the conclusions valid under all assumptions. In this section, the astrophysical scenarios and the propagation assumptions are explained.

2.1 Composition abundance at the source

The exact composition of particles injected by the source is as yet unknown. In this paper, the composition proposed in references [8, 25–28] are used. The fundamentals of each model are described below:

Composition 1 (C1) [25, 26] abundance of the elements in the solar system.

Composition 2 (C2) [8] model based on realistic stellar population estimation in Cen A. The mass entrained in the lobe is converted in a numerical fraction and, for sim-

Table 1 Employed compositions

	f_H	f_{He}	f_N	f_{Si}	f_{Fe}	\bar{Z}/e
C1	0.922	0.078	8×10^{-4}	8×10^{-5}	3×10^{-5}	1.085
C2	0.916	0.083	4.2×10^{-4}	5.7×10^{-5}	1.5×10^{-5}	1.086
C3	0.849	0.1437	0.0052	0.0010	7.2×10^{-4}	1.206
C4	0.7692	0.1538	0.0461	0.0231	0.00759	1.920
C5	0	0.62	0.37	0.01	0	3.97

plicity, the isotopes are mapped by $N_{He} = M(^3He)/3 + M(^4He)/4$, $N_N = M(^{12}C)/12 + M(^{14}N)/14 + M(^{16}O)/16$, $N_{Si} = M(^{20}Ne)/20 + M(^{22}Ne)/22 + M(^{24}Mg)/24 + M(^{26}Mg)/26 + M(^{28}Si)/28$ and $N_{Fe} = M(^{32}S)/32 + M(^{56}Fe)/56$, where N_i is the total number of isotope i and $f_i = N_i / \sum_i N_i$.

Composition 3 (C3) [26] enrichment of the solar composition given by: $f_i = Z_i f_i^{solar} / \sum_j Z_j f_j^{solar}$.

Composition 4 (C4) [27] model based on a homogeneous distribution of sources fitted to the energy spectrum and composition data measured by the Pierre Auger Observatory.

Composition 5 (C5) [28] model based on Wolf-Rayet stellar winds with mass proportion of $M_{He} : M_C : M_O : M_{Si} = 0.32 : 0.39 : 0.25 : 0.04$. The numerical fraction is calculated by $N_i = M_i / MA_i$, with MA the atomic mass of the considered atom, and, again for simplicity, $f_N = f_C + f_O$.

The fractions of nuclei injected by the source in each composition scenario are presented in the Table 1, together with the mean charge \bar{Z} of the injection. These composition models were chosen to cover a wide range of possibilities, from very light to very heavy scenarios.

2.2 Galactic and extragalactic magnetic field

The galactic magnetic field is known to have a large effect on the arrival direction of UHECR [29]. However, our galaxy is much smaller than the distance from Earth to Cen A, therefore, the large majority of secondary neutrinos and photons produced by UHECR on the way from Cen A are going to be produced outside the Milky Way. Because they are chargeless and are produced outside our Galaxy, the arrival direction and flux of secondary neutrinos and photons are independent of the galactic magnetic field.

The extragalactic magnetic field (EGMF) deviates the trajectory of charged cosmic rays. The secondary neutrinos and photons generated in the interactions of the cosmic rays with the photon fields are produced in the direction of propagation of the charged cosmic ray therefore not all secondary neutrinos and photons point straight back to the source. On

average, the direction of the secondary neutrinos and photons are deviated from the source position by an amount proportional to the path between the source and the production point of the secondary neutrino and photon (scattering should be taken into account.). This is the path traveled by the charged cosmic ray before producing the secondary neutrino or photon.

The total effect of EGMF in the trajectory of the cosmic rays depends on the magnetic field strength and structure. Heavier nuclei can be largely deflected faking an almost isotropic sky even when a dominant nearby source is considered, as discusses in references [30–34]. The total effect in the secondary neutrino and photon point spread function is expected to be much smaller than the effect calculated for the charged particles. Nevertheless, the possibility to identify the source and the acceleration sites in the sources requires the treatment of this effect.

The EGMF models in reference [35] are used here. These modern computer simulations calculated the EGMF considering its evolution in an expanding universe imposing the current matter distribution as a constraint. Six models for the EGMF with different seed fields are able to describe the constraints. In this paper, three models were chosen to cover the widest range of field intensity within the six models. In reference [35] they were named Primordial (Prim), Primordial2R (Prim2R) and AstrophysicalR (AstroR). Prim and Prim2R models were constructed based on an initial magnetic field at redshift $z = 60$ uniform of strength 0.1 nG and a power-law distribution of spectral index -3, respectively. The AstroR was selected as one astrophysical origin EGMF exemplary, where the seed field is developed from cooling and AGN feedback. Figure 2 shows the field intensity (xy and yz-plane) in an 20 Mpc sphere around Earth.

2.3 Energy spectrum at the source

First-order Fermi acceleration is the paradigm for particle acceleration [36,37]. Diffusive shock acceleration has been proposed as the main acceleration mechanism in AGN jets [10]. Shock waves in the backflow of the jets have been measured in Cen A [38,39] in which particle acceleration is expected to occur. The energy spectrum can be written as

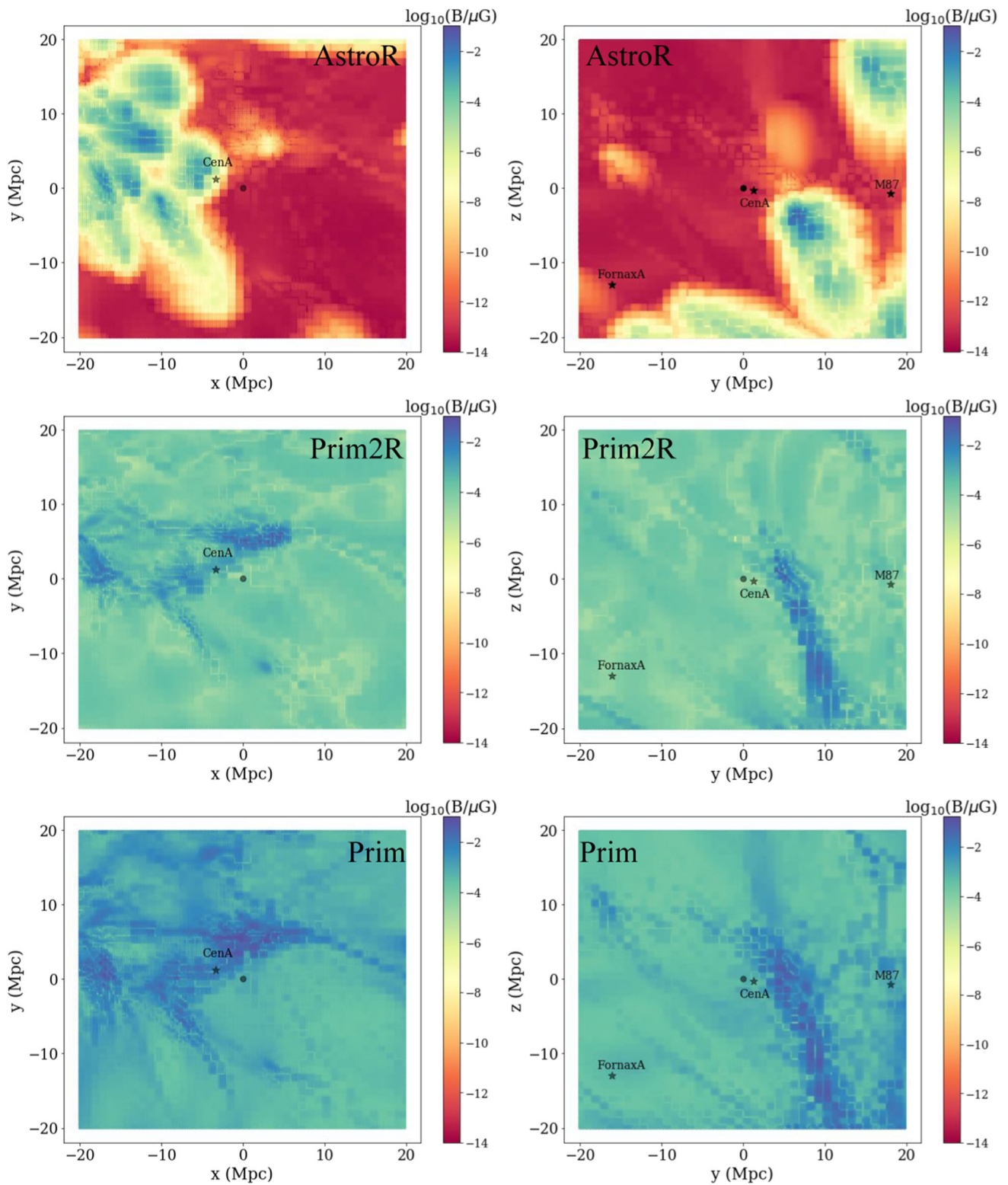


Fig. 2 Extragalactic magnetic field intensity (xy- and yz-plane) in an 20 Mpc sphere around Earth for the three models used in this paper: AstroR, Prim2R and Prim according to reference [35]. Stars show the position of Cen A, Fornax A and M87. The center of the map showed by a circles is the the Milky Way

Table 2 Results of the fit of the energy spectrum

Composition	AstroR				Prim2R				Prim			
	γ	g_{ac}	g_{cr}	χ^2/dof	γ	g_{ac}	g_{cr}	χ^2/dof	γ	g_{ac}	g_{cr}	χ^2/dof
C1	2.12	0.97	0.12	17.6	2.10	0.95	0.10	11.8	2.12	0.99	0.12	26.4
C2	2.12	0.97	0.12	19.0	2.10	0.95	0.10	12.6	2.12	0.99	0.12	30.0
C3	2.18	0.97	0.26	11.3	2.14	0.99	0.14	8.5	2.12	0.99	0.10	12.3
C4	2.08	0.09	0.12	2.9	2.26	0.99	0.38	60.9	2.04	0.13	0.98	165.0
C5	2.28	0.73	0.82	0.6	2.26	0.59	0.86	1.8	2.28	0.33	0.58	42.4

Fig. 3 Flux of UHECR as a function of energy. Dots show measurements done by the Pierre Auger Observatory [54]. Lines show the result of the fit as explained in Sect. 2.4. Three EGMF models (AstroR, Prim2R and Prim) and five composition abundances (C1–C5) are shown

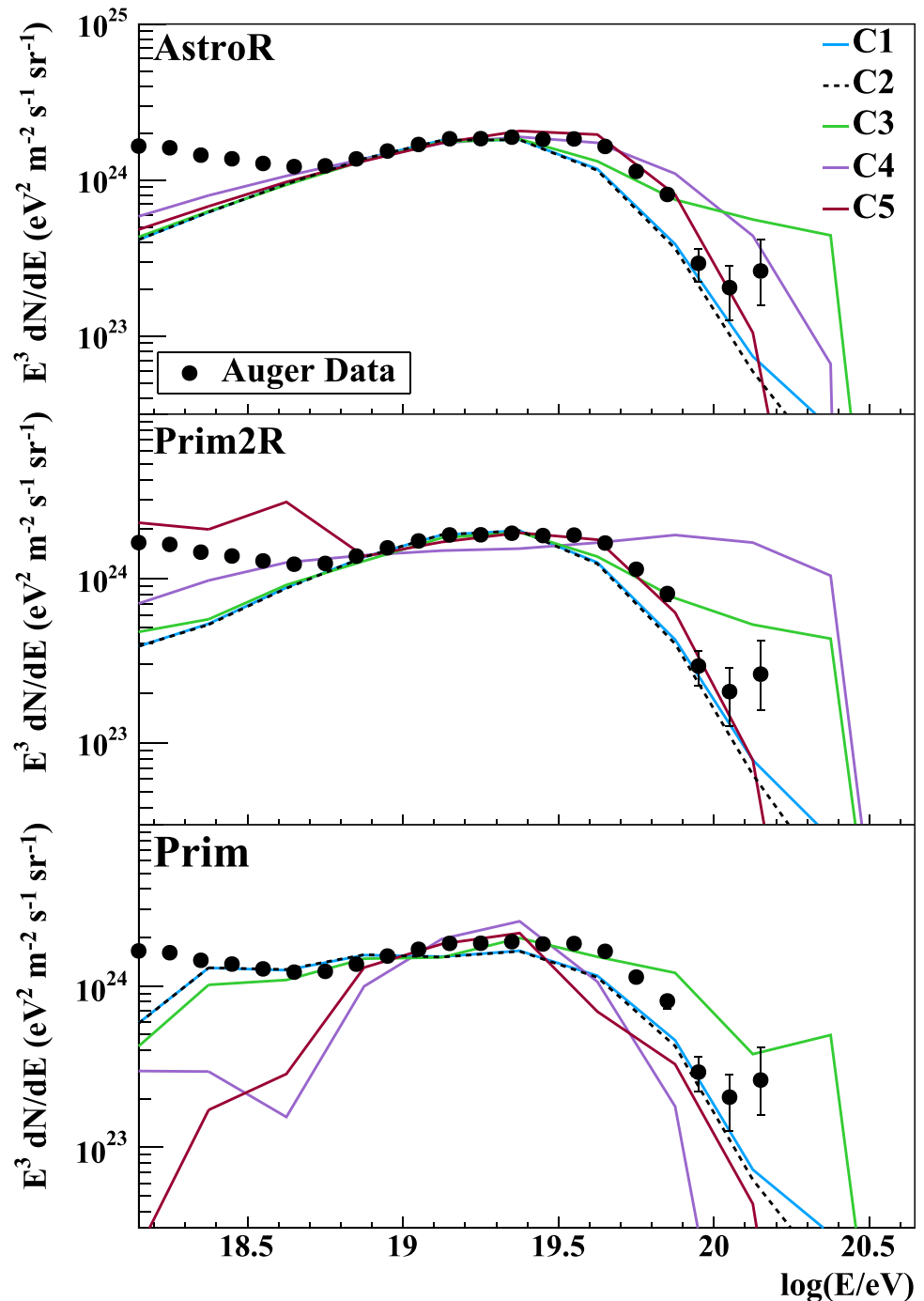
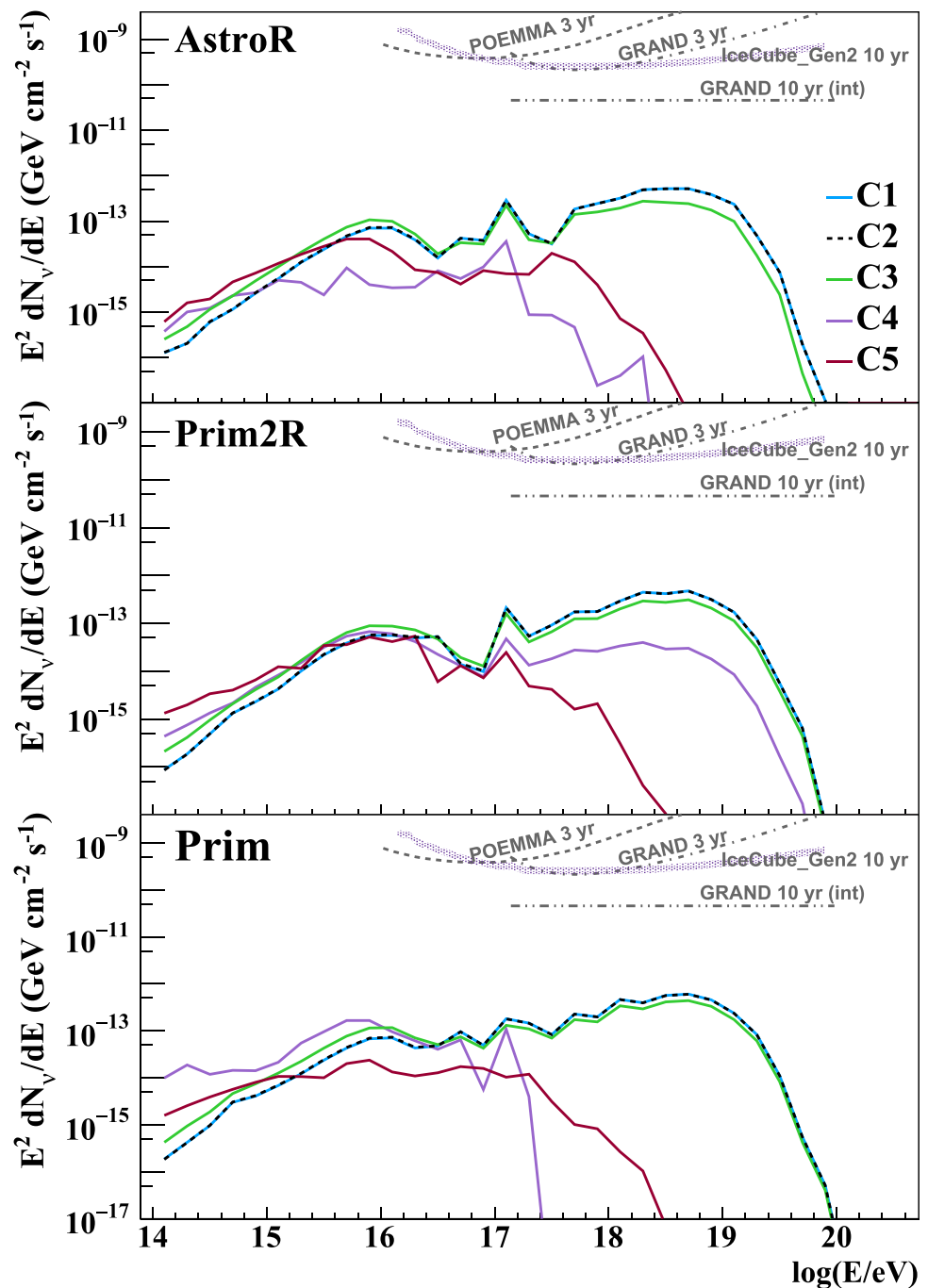


Fig. 4 Flux of secondary neutrino as a function of energy. Three EGMF are shown: AstroR, Prim2R and Prim. Each curve corresponds to a composition abundance: C1–C5. The sensitivity of future experiments POEMMA [20] and GRAND [22], IceCube_Gen2 [21] are shown



a power law combined with a charge dependent exponential cutoff [40] that accounts for the limitation in the maximal energy that a source can accelerate particles

$$\frac{dN}{dEdt} = L_{CR} E^{-\gamma} \exp(-E/ZR_{cut}), \quad (1)$$

where L_{CR} is the cosmic-ray luminosity, γ is the spectral index, Z is the charge of the particle and R_{cut} is the rigidity cutoff such as that $E_{cut} = ZR_{cut}$. Continuous emission by the source was considered.

The cosmic-ray luminosity and rigidity cutoff of Cen A was estimated based on the approach developed in reference [26]. The fundamental hypothesis, in agreement with Fermi mechanism, is that L_{cr} must be a fraction of the total kinetic energy in the jet, Q_{jet} , which was shown to be proportional to the radio luminosity [41] L_v at frequency $\nu = 1.1$ GHz ($L_{1.1}$)

$$L_{cr} = g_{cr} \times A \left(\frac{L_{1.1}}{10^{40} \text{ erg/s}} \right)^{\beta_L} \text{ erg/s} \quad (2)$$

Neutrinos, C3

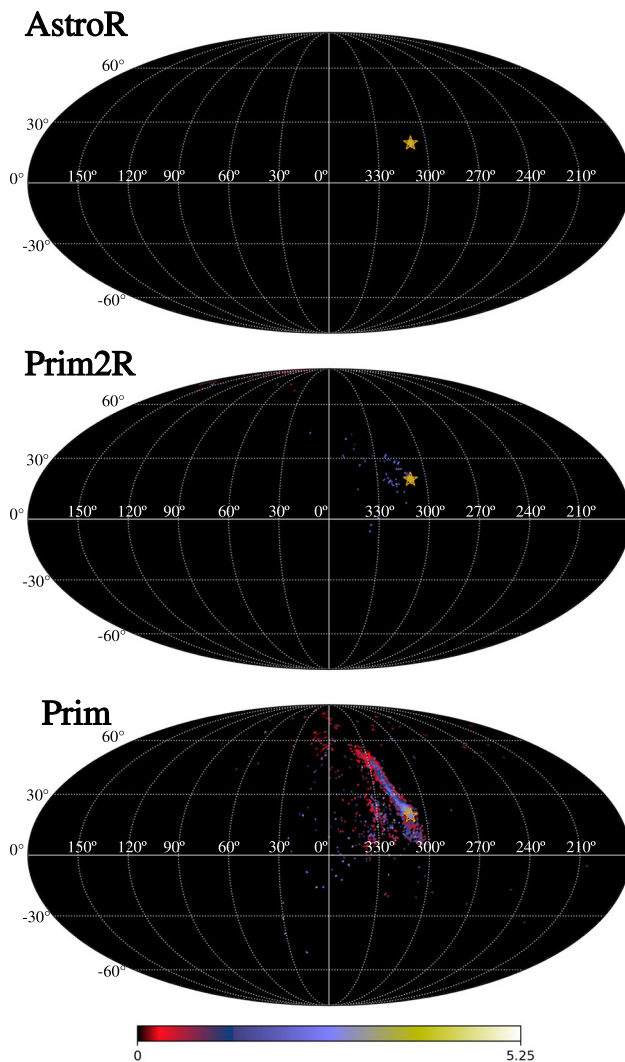


Fig. 5 Arrival direction map of secondary neutrinos for the three EGMF models and C3 composition abundance. The star indicates the position of Cen A. The maps are in galactic coordinates and Mollweide projection

the values of A and β_L can be obtained indirectly from data or from theoretical models [42]. Reference [26] uses values obtained for FR II radio galaxies. However, Cen A is classified as a FRI and the values of β_L can be different for FRI and FR II [42]. Reference [43] used the cavity method, in which the kinetic power of the jet is determined by the radio cavity volume, to calculate $A = 8.6 \times 10^{43}$ and $\beta_L = 0.75$ for FRI-type radio galaxies. The measured radio luminosity at 1.1 GHz of Cen A can be found in the Van Velzen's catalog [44] $L_{1.1} = 2.6 \times 10^{40}$ erg/s. Therefore Eq. 2 becomes $L_{cr} = g_{cr} \times 1.76 \times 10^{43}$ erg/s in accordance with references [4, 45]. In this model, g_{cr} contains the relation between the energy stored in hadrons and in the magnetic field. If a source

satisfies the minimum energy condition, reference [46] proposed $g_{cr} = 4/7$. In this paper, instead of fixing the value of g_{cr} , it will be fitted to the energy spectrum measured by the Pierre Auger Observatory as explained below.

The rigidity cutoff is related to the escape time from the source. Reference [26] relates R_{cut} to $L_{1.1}$

$$R_{cut} = 15 g_{ac} \sqrt{1 - g_{cr}} \left(\frac{L_{1.1}}{10^{40} \text{ erg/s}} \right)^{3/8} \text{ EV}, \quad (3)$$

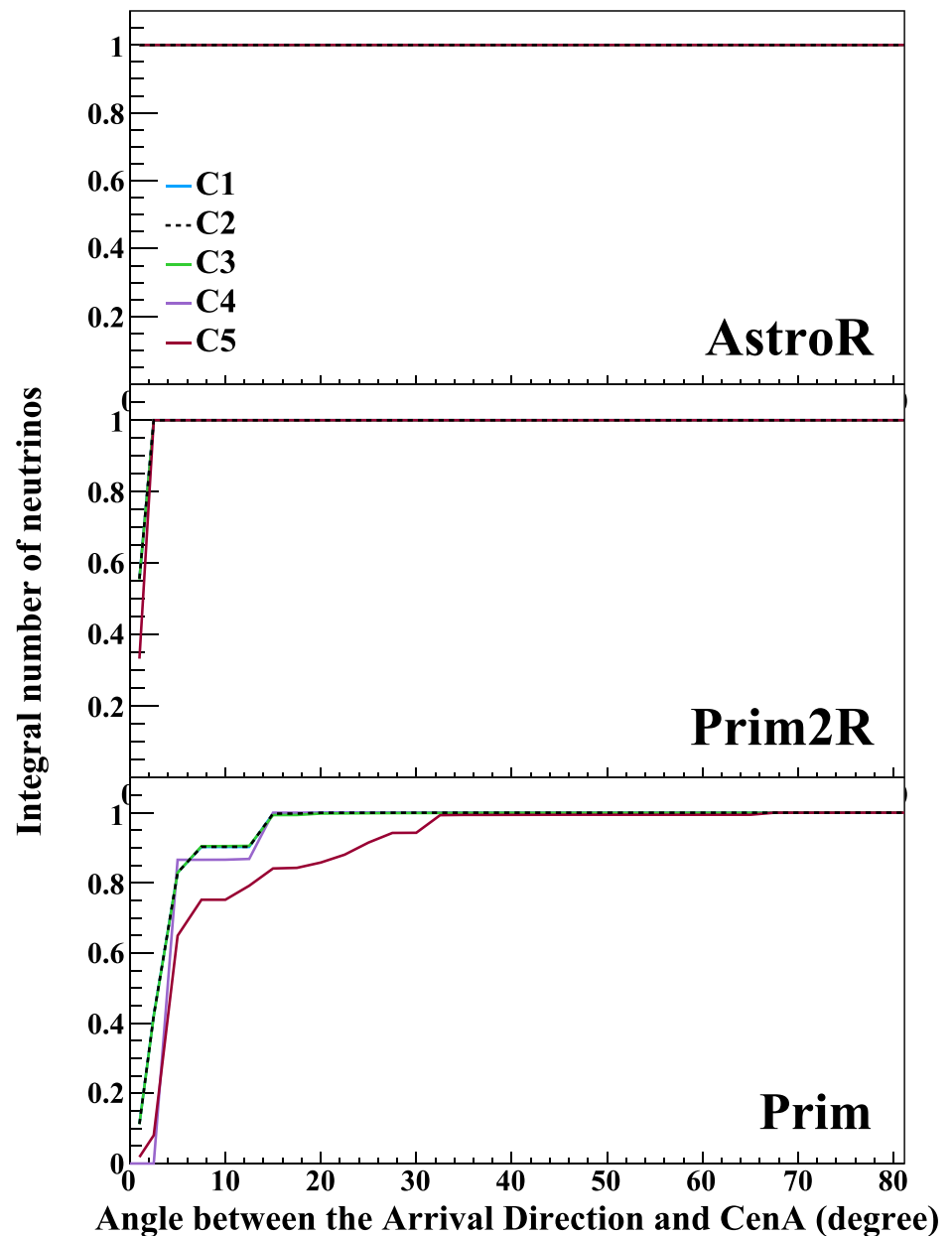
g_{ac} depends on plasma physics details in the acceleration site and, is given by (assuming shock acceleration) $g_{ac} = \sqrt{\frac{8\beta_{sh}^2}{f^2\beta_j}}$, with β_{sh} the typical shock velocity responsible for the particle acceleration (in speed of light units), β_j the jet velocity, and f provide specific plasma properties, with $1 \leq f \leq 8$ for shocks with typical geometries and turbulent magnetic fields [25]. If Cen A has a jet with velocity $v_j \sim 0.5c$ [47] and a typical velocity of the shock waves $v_{sh} \sim 0.2c$ [10]: $0.1 \leq g_{ac} \leq 0.8$.

For each particle type Z , the energy spectrum of Cen A used here is determined as a function of three parameters: γ , g_{cr} and g_{ac} . For each of the extragalactic magnetic fields models and composition abundances described in the previous sections, γ , g_{cr} and g_{ac} are going to be fitted to the energy spectrum of cosmic rays measured by the Pierre Auger Observatory.

2.4 Energy spectrum at Earth

The energy spectrum and composition leaving the source is modified by the interactions with the photon and magnetic fields. These interactions, producing secondary neutrinos and photons, were simulated with the CRPropa 3 framework [48]. The relevant energy loss mechanisms and interactions were considered in the propagation of the cosmic rays: adiabatic losses, photodisintegration, photopion production, pair production, and nuclei decay. Only adiabatic losses was considered in the propagation of the secondary neutrinos. Secondary photon was allowed to generate electromagnetic cascades, taking in account inverse Compton scattering, pair production, double and triple pair production. The background photon fields considered were the cosmic microwave background, the extragalactic background light [49] and radio [50]. The photon fields have an important effect on the propagation of high energetic cosmic and gamma rays even for close sources. For instance, the pair-production mean free path of a EeV gamma ray is of the order of Mpc, therefore important for propagation from Cen A. However, the differences between different models of extragalactic background light is important mainly to energies below the interest of this paper [51] and for distances larger than the source considered here [52]. The interaction of UHECR with the gas surrounding Cen A can be safely neglect given the baryon

Fig. 6 Integral distribution of the angular distance between Cen A and the arrival direction of secondary neutrinos. Three EGMF are shown: AstroR, Prim2R and Prim. Each curve corresponds to a composition abundance: C1–C5



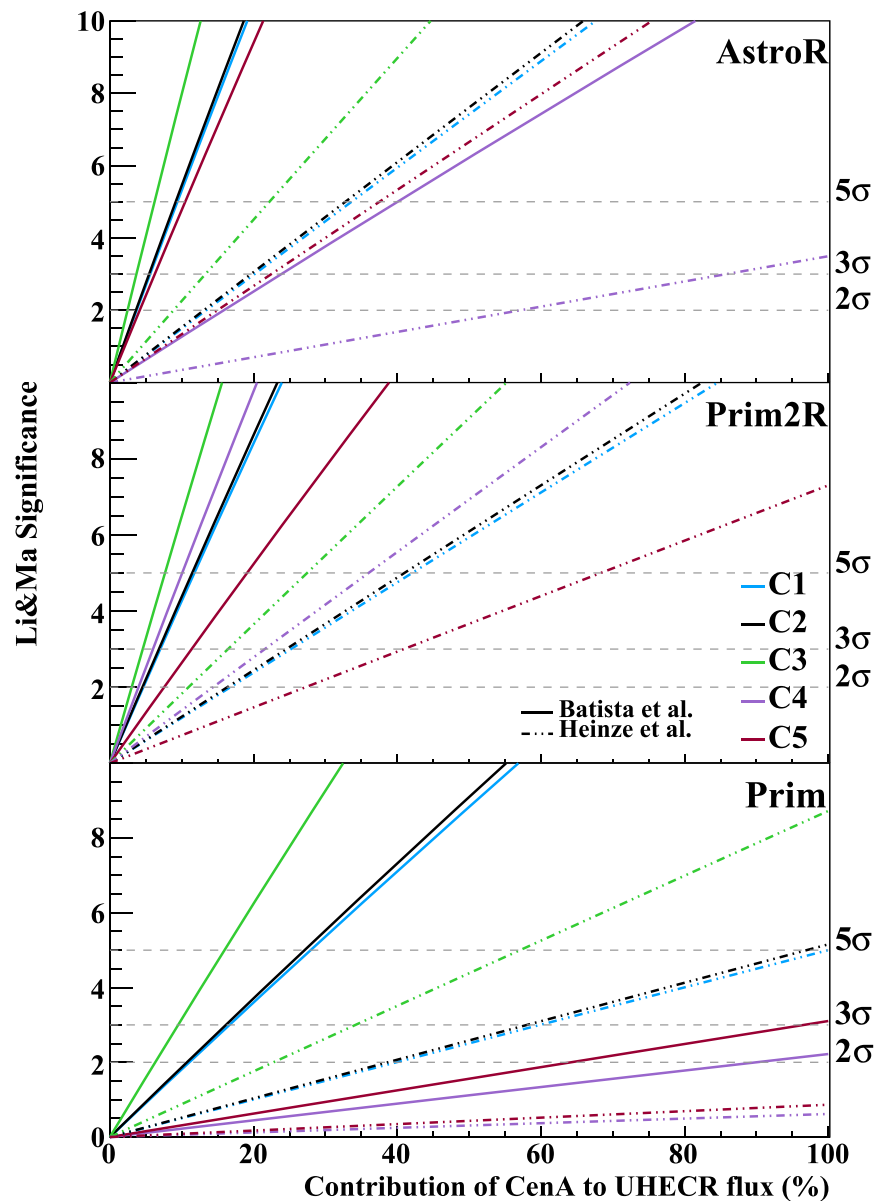
content estimated in the filaments of massive galaxy cluster to have density $\approx 10^{-5} \text{ cm}^{-3}$ [53], the mean free path for proton-proton interactions in this medium is of the order of 1 Gpc.

Cosmic rays were injected with energies between 10^{18} and 10^{21} eV and propagated down to 10^{17} eV. The calculations include 10^9 events of ^1H , ^4He , ^{14}N , ^{28}Si and ^{56}Fe nuclei for each magnetic field configuration. The particles were injected with a spectral index -1 to guarantee equal statistical fluctuations at all energies. The energy spectrum shape and composition fractions were introduced as weights according to the procedure explained in reference [26]. The observational radius was considered to be $r_{\text{obs}} = 100$ kpc.

An observational radius of 10 kpc was also simulated and the conclusion presented here remains the same.

The simulated energy spectrum arriving on Earth has three parameters γ , g_{cr} and g_{ac} which were fitted to the energy spectrum measured by the Pierre Auger Observatory [54]. The parameters γ , g_{cr} and g_{ac} were allowed to vary between $[2.00, 2.30]$, $[0.10, 1.00]$ and $[0.01, 1.00]$ in steps of 0.02, respectively. These parameter limits brackets the possible values within the classical model used here, which guarantees the coherent use of the theory. However, it is important to notice that some sophisticated models includes, for instance, harder energy spectrum [55]. In this fit, 100% of the flux measured by the Pierre Auger Observatory was considered

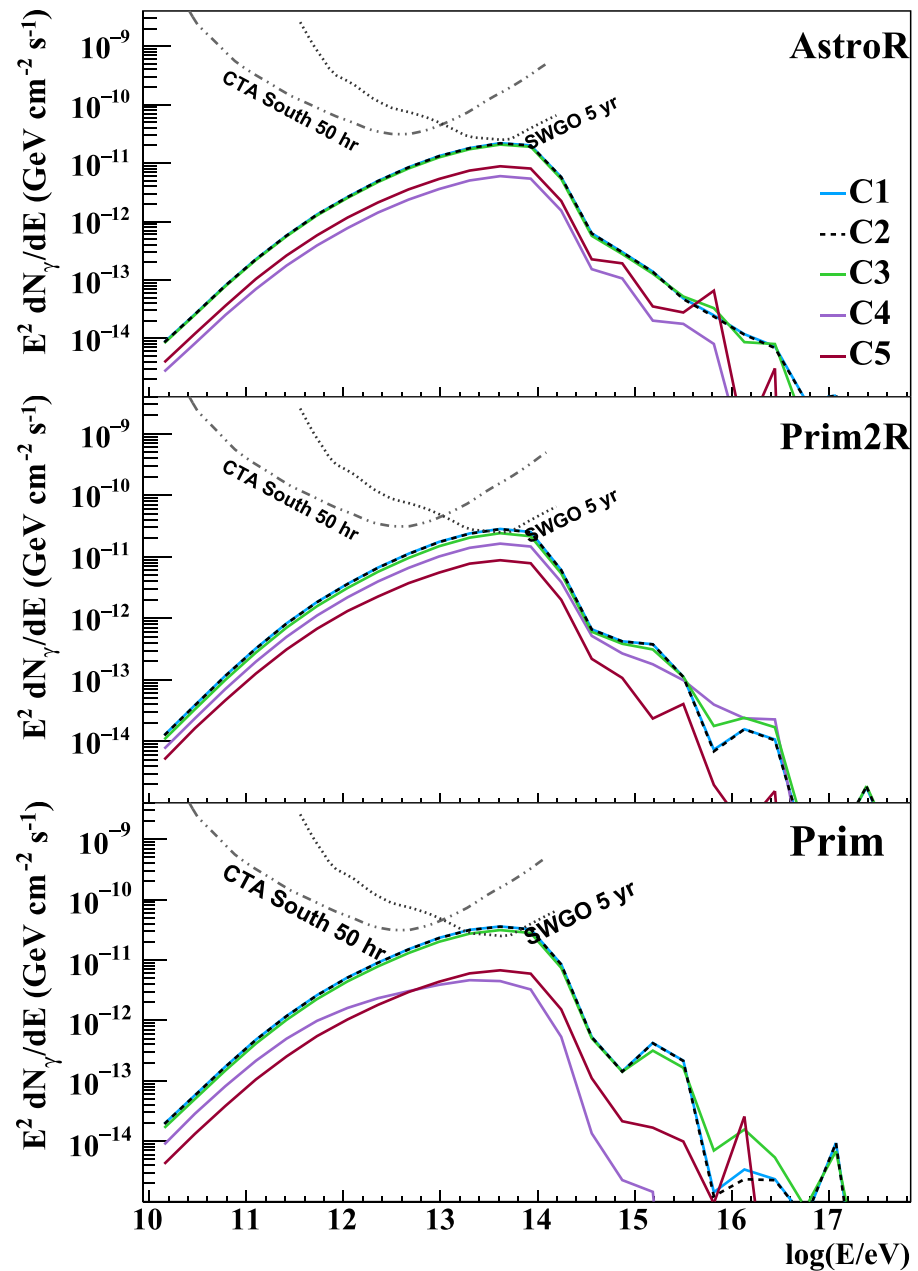
Fig. 7 Li-Ma significance of the secondary neutrino signal as a function of the contribution from Cen A to the total UHECR flux measured by the Pierre Auger Observatory for energies above 60 EeV. The significance was calculated supposing 200,000 km² detection area observatory taking data during one year. Full (dashed-dotted) lines represents the calculations when cosmogenic background neutrinos were estimated according to Batista et al. [23] (Heinze et al. [24]) and considered as the null hypothesis. The three EGMF models (AstroR, Prim2R and Prim) and five composition abundance (C1–C5) are shown



to be generated by Cen A. This is probably a simplification because other sources beyond Cen A are expected to generate a non negligible flux of cosmic rays arriving at Earth. However, this simplification is acceptable because the fit is used only to fine tune the shape of the energy spectrum predicated by acceleration models. By bracketing the limits of the parameters with the theoretical prediction, no inconsistency is propagated to the further analysis. The contribution of Cen A to the total flux of cosmic rays will be allowed to vary in the next section to remove this simplification when needed. Equation 1 was fitted to the energy spectrum data using the standard χ^2 method including uncertainties for energies above $10^{18.7}$ eV. Table 2 and Fig. 3 shows the results of the fits.

It is beyond the scope of this paper to evaluate how well each astrophysical model describes the data measured by the Pierre Auger Observatory. For that purpose, the fit would have to include other measured quantities (i.e. Xmax distribution) and more free parameters in the models. The fit implemented in this study has a limited focus on improving the calculation of g_{cr} and g_{ac} normalizing the simulations to the flux measured by the Pierre Auger Observatory. The values of these parameters have been estimated based on theoretical assumptions as shown above. In the fit presented here, the theoretical estimations are used as limits and first guesses to search the best values of g_{cr} and g_{ac} that describes the energy spectrum. Note that some models produces a flux higher than the one measured by the Pierre Auger Observa-

Fig. 8 Flux of secondary gamma-rays as a function of energy. Three EGMF are shown: AstroR, Prim2R and Prim. Each curve corresponds to a composition abundance: C1–C5. The sensitivity of future experiments SWGO [59] and CTA [67] are shown



tory, which in principal could be used to invalidate the model, however small changes to the models could ameliorate the agreement with the data.

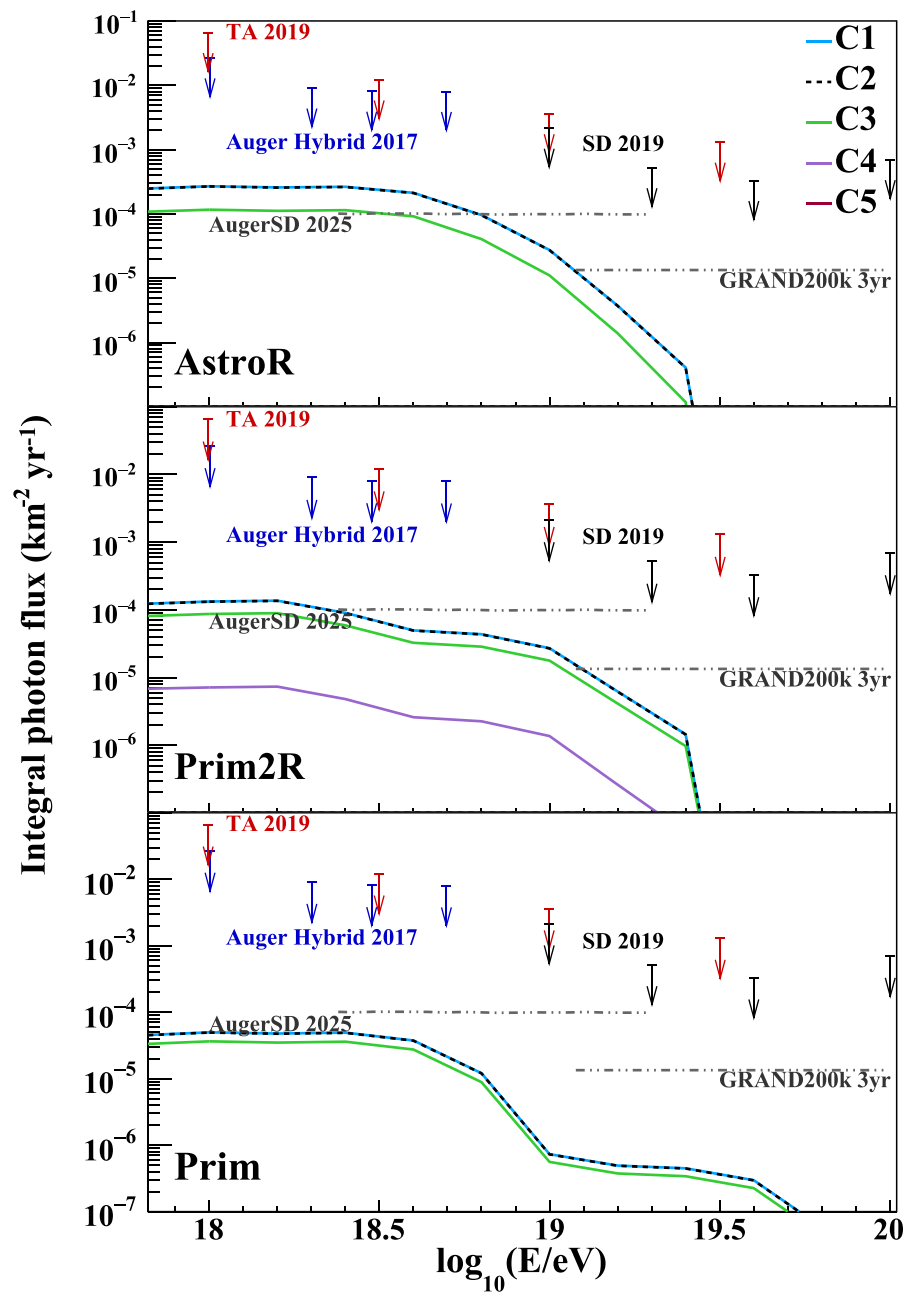
3 Results I: secondary neutrinos from Cen A

This section presents the results about the energy spectrum and arrival direction of secondary neutrinos from Cen A. Figure 4 shows the flux of secondary neutrinos from Cen A for all astrophysics scenarios considered here. The sensitivity

of the futures observatories GRAND [56], POEMMA [20] and IceCube_2Gen [21] are also shown. The effect of the injection composition is clearly seen. Heavier compositions (C4 and C5) produce less neutrinos at the highest energies because nuclear fragmentation is more likely than photo-pion production. The flux of secondary neutrinos from Cen A is much smaller than the sensitivity of the future experiments for all scenarios tested here.

Figure 5 shows maps of the simulated arrival direction of neutrinos for the three magnetic field models (AstroR, Prim2R and Prim) for the C3 composition abundance. Sim-

Fig. 9 Integral photon flux and limits in the highest energy limit. The three EGMF models (AstroR, Prim2R and Prim) and five composition abundance (C1–C5) are shown. Arrows show the upper limits measured by Telescope Array (TA 2019) [60] and by the Pierre Auger Observatory (Auger Hybrid 2017 [61] and SD 2019 [62]). The projected sensitivity for the Pierre Auger Observatory in 2025 (AugerSD 2025 [62]) and for GRAND (GRAND200K 3 years [22]) are also shown



ilar plots were produced for all composition scenarios. Figure 6 shows the cumulative angular difference between the arrival direction of the neutrino and the direction of Cen A. It is clear that arrival direction of neutrinos depends significantly on the extragalactic magnetic field model. If AstroR model is used in the calculations, secondary neutrinos point direct back to Cen A. If Prim2R model is used in the calculations, secondary neutrinos are distributed around a window of 2° around Cen A. If Prim model is used in the calculations, secondary neutrinos are distributed in large window, from 14° to 32°, around Cen A.

The possibility of detection of an anisotropic signal of secondary neutrinos from Cen A was calculated using the Li-Ma significance [57,58]. The background given by cosmogenic neutrino flux, null hypothesis in the statistical test, was taken from references [23,24]. Figure 7 shows the significance obtained for neutrinos with $E > 10^{15}$ eV inside a circular window of radius 2.5° centered in Cen A for the two cosmogenic neutrino models considering one year data of the GRAND observatory (200 000 km² detection area [56]). The significance is shown as a function of the contribution of Cen A to the total flux of cosmic rays measured by the

Photons, C3

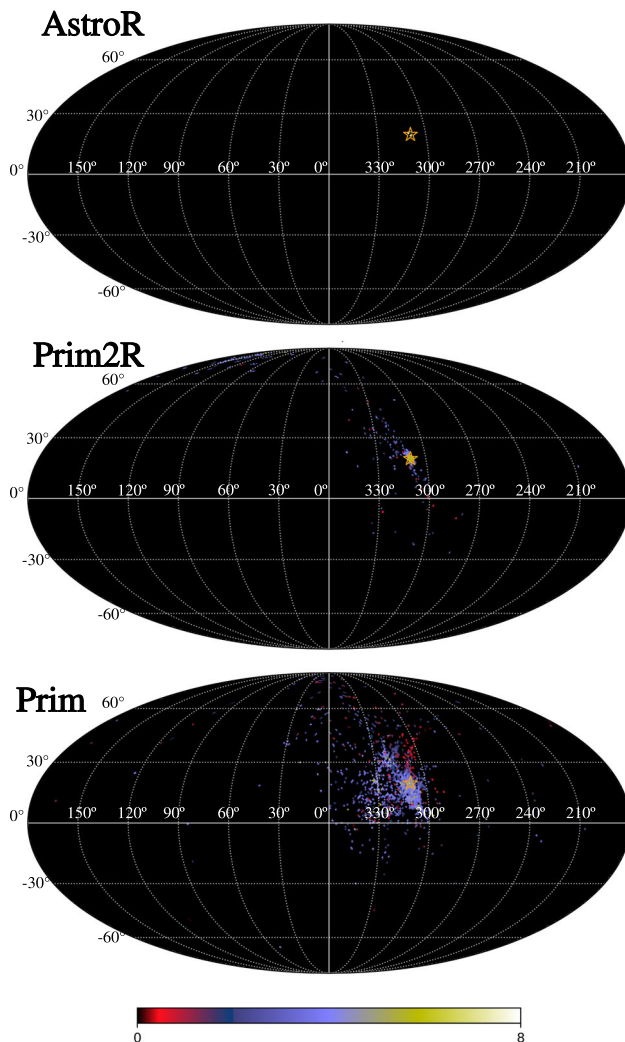


Fig. 10 Arrival directions map of secondary photons for the three EGMF models and C3 composition abundance. The star indicates the position of Cen A. The maps are in galactic coordinates and Mollweide projection

Pierre Auger Observatory. Large anisotropic signals ($> 5\sigma$) could be detected for the AstroR and Prim2R EGMF models even if Cen A contributed with a small percentage of the total flux of cosmic rays irrespective of the cosmogenic neutrino model used in the calculation. For the Prim EGMF model, the anisotropic signal detected is highly composition dependent.

4 Results II: secondary photons from Cen A

The same calculations regarding flux and arrival direction were done for the secondary photons produced by UHECR on the way from Cen A to Earth. Figure 8 shows the flux

of secondary photons arriving at Earth in comparison to the sensitivity of current and future gamma-ray observatories. The SWGO [59] experiment will have the highest probability to detect a signal because its maximum sensitivity is at the energy range (from 0.5 to 1×10^{14} eV) in which the highest flux of photons arrives on Earth. Figure 9 shows the calculated integral photon flux of secondary photons in comparison to current measurements [60–62] and future predictions [22]. If compositions similar to C1, C2 and C3 models are emitted by Cen A and the magnetic field is not so extreme as Prim model, the Pierre Auger Observatory will measure a photon signal from Cen A by 2025 and the GRAND experiment will confirm this measurement after three years of operation.

Figure 10 shows the sky map of photons for the C3 composition model as an example. Similar plots were produced for all composition models. Figure 11 show the integral distribution of the angular distance from Cen A. The Prim model generates a large deviation of the UHECR resulting in a distribution of photons pointing back to directions far away from Cen A.

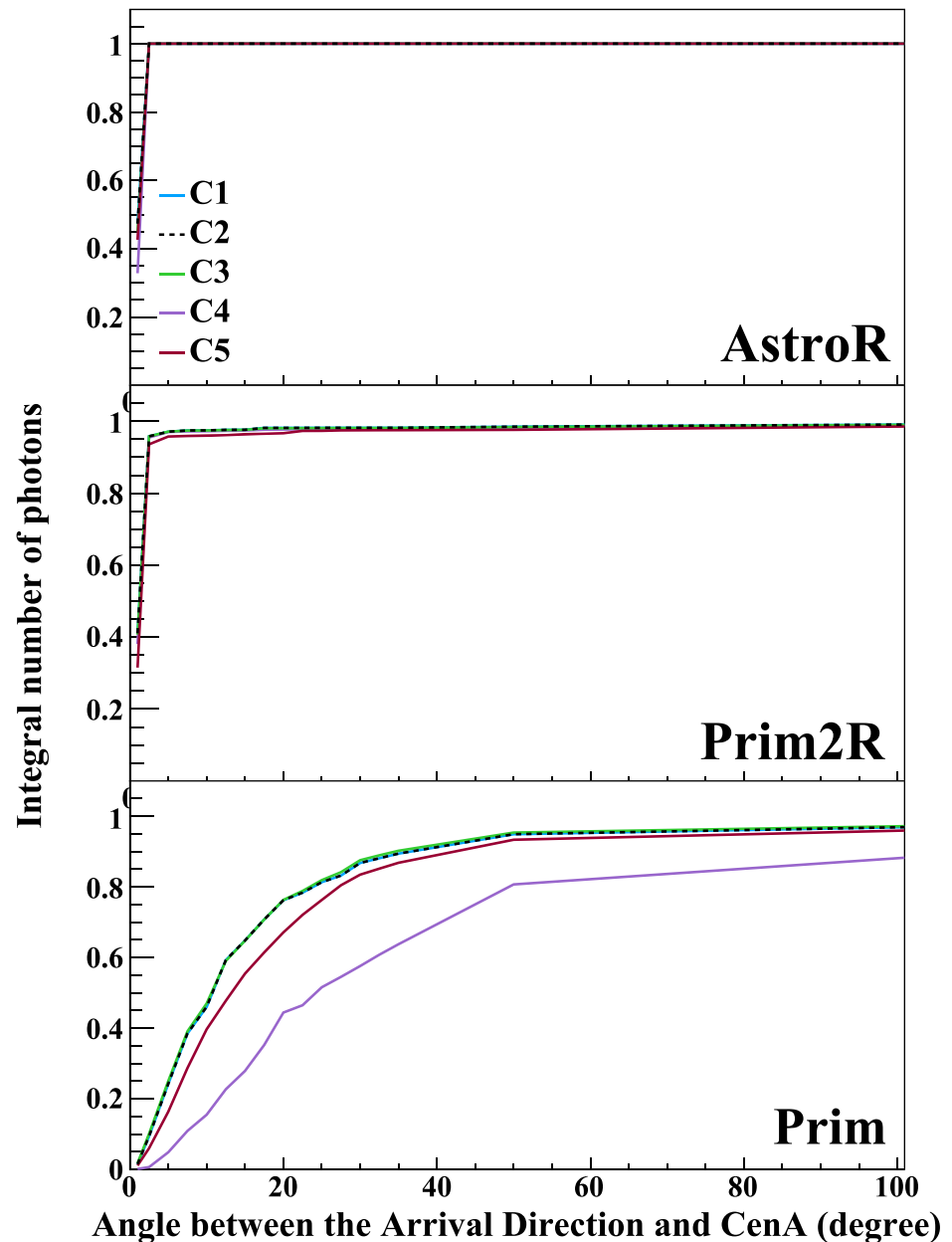
The Li-Ma significance of the photon signal around Cen A was also calculated. The 90% upper and lower limits of cosmogenic photon flux predicted by reference [23] was used as the null hypothesis in the statistical test. The significance obtained for photons with $E > 10^{12}$ eV inside a circular window of radius 2.5° centered in Cen A is shown in Fig. 12. These results were evaluated to $\sim 10^{17}$ cm² s, or five year of measurement by the SWGO observatory with 80,000 m² detection area [59]. Large anisotropic signals ($> 5\sigma$) could be detected for the AstroR and Prim2R EGMF models even if Cen A contributed with a intermediate fraction of the total flux of cosmic rays. For the Prim EGMF model, the photon signal is sufficient blurred, making the detection unlikely if Cen A contribute with less than 60% to the UHECR flux.

5 Conclusions

Intrinsic TeV photons from Cen A have been measured and intrinsic neutrinos could be detected by future experiments. UHECR produced in Cen A would produce secondary neutrinos and photons on the way to Earth. The detection of high energy secondary photons and neutrinos would add another layer of understanding in the UHECR production because they are produced in a medium and by mechanisms better understood than the ones happening inside the source.

Fifteen astrophysical models representing the combination of three EGMF and five composition abundances were studied. The flux and arrival direction of secondary neutrinos and photons were calculated. The possibility of current and future observatories to measure the flux of secondary neutrino and flux was investigated. The possibility to detected an

Fig. 11 Integral distribution of the angular distance between Cen A and the arrival direction of secondary photons with $E < 10^{17}$ eV. Three EGMF are shown: AstroR, Prim2R and Prim. Each curve corresponds to a composition abundance: C1–C5



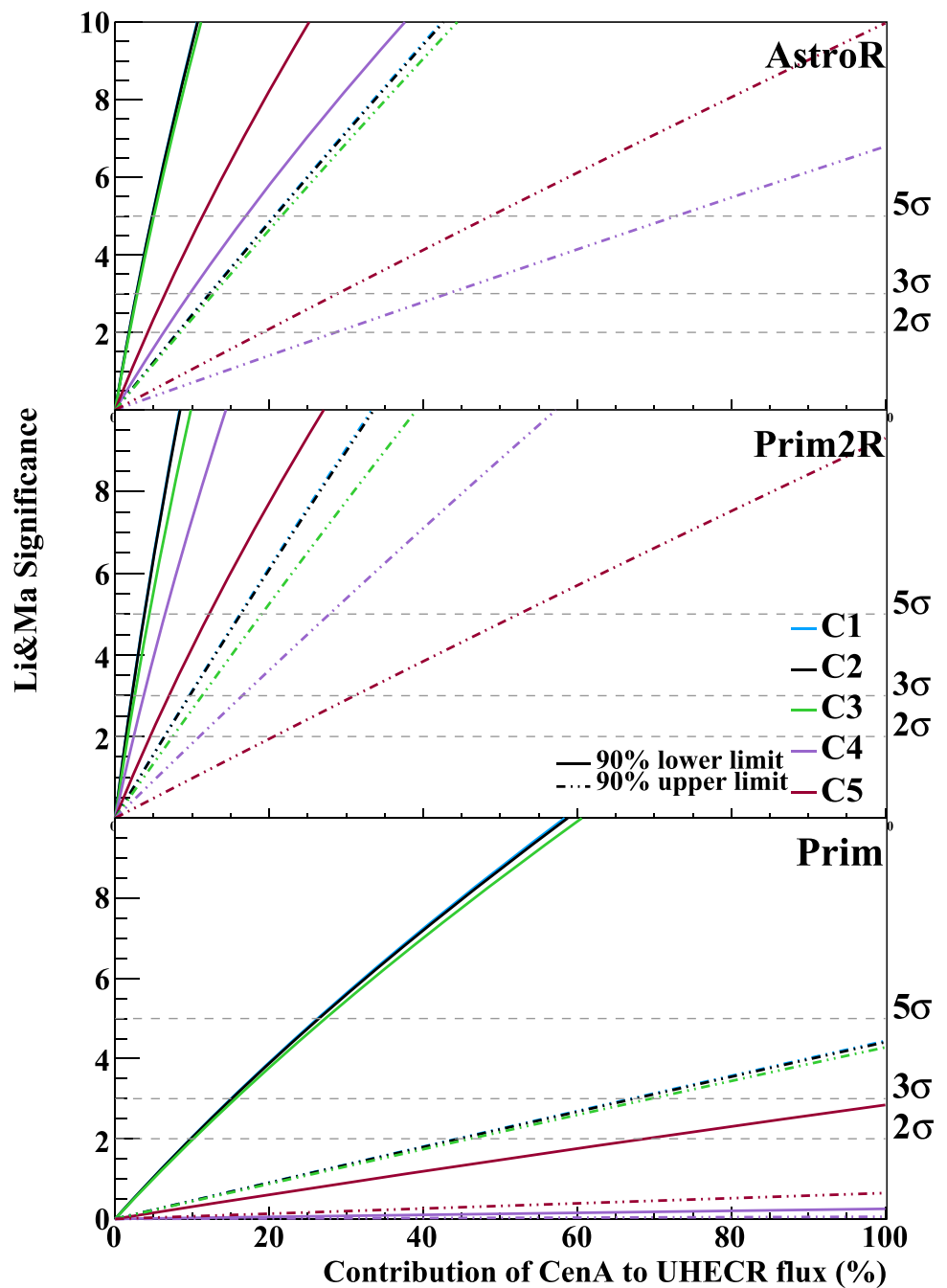
anisotropic signal of secondary neutrinos and photons in the direction of Cen A was also calculated. The results depends strongly on the extragalactic magnetic field model, do not depend on the galactic field and depends at some level on the composition abundance. The effect of the magnetic field in the deflection of the UHECR before the production of the photon and neutrino is large enough in some models to erase the signal.

It was shown here for the first time how important is the local extragalactic magnetic field in the evaluation of the flux and arrival direction of neutral secondary particles. The effect of the extragalactic magnetic field on the arrival direction and mainly flux has been widely neglected in the literature.

Simple models of extragalactic magnetic field have been used in previous studies but the results presented here show that the structure of the local magnetic field should be taken into account even when secondary neutral particles are studied. The Prim EGMF model erases any signal of anisotropy of secondary photons and neutrinos from Cen A. The effect of the local extragalactic magnetic field in the detection of charged particles from local sources will be presented in a future publication.

The secondary neutrinos from Cen A could be detected as an anisotropic signal in the arrival direction with statistical significance by planned experiments such as GRAND,

Fig. 12 Li-Ma significance of the photon signal as a function of the contribution from Cen A to the total UHECR flux measured by the Pierre Auger Observatory for energies above 60 EeV. The significance was calculated supposing 80,000 m² detection area observatory taking data during five years. Full (dashed-dotted) lines represents the calculations when the 90% lower (upper) limit flux of cosmogenic background photons estimated in reference [23] was considered as the null hypothesis. The three EGMF models (AstroR, Prim2R and Prim) and five composition abundance (C1–C5) are shown



IceCube_Gen2 and POEMMA if the local extragalactic magnetic fields is described by AstroR or Prim2R models.

The secondary photons from Cen A could be detected by the Pierre Auger Observatory as an excess above $10^{18.5}$ eV in the integral photon flux by 2025 if the emitted composition is light such as models C1, C3 and C5 independently of the structure of the local extragalactic field. This detection could be confirmed by three years of operation of the GRAND experiment. The secondary photons from Cen A could also be detected as an anisotropic signal in the arrival direction with statistical significance by planned experiments such as

SWGO if the local extragalactic magnetic fields is described by AstroR or Prim2R models.

The detection of secondary neutrinos or photons from Cen A would unequivocally identify a UHECR source and start a new era in cosmic rays physics.

Acknowledgements CO and VdS acknowledge FAPESP Project 2015/15897-1 and 2018/24256-8. Authors acknowledge the National Laboratory for Scientific Computing (LNCC/MCTI, Brazil) for providing HPC resources of the SDumont supercomputer (<http://sdumont.lncc.br>). VdS acknowledges CNPq.

Data Availability Statement The manuscript has associated data in a data repository. [Authors' comment: All data generated or analysed during this study are included in this published article and in the references given.]

Open Access This article is licensed under a Creative Commons Attribution 4.0 International License, which permits use, sharing, adaptation, distribution and reproduction in any medium or format, as long as you give appropriate credit to the original author(s) and the source, provide a link to the Creative Commons licence, and indicate if changes were made. The images or other third party material in this article are included in the article's Creative Commons licence, unless indicated otherwise in a credit line to the material. If material is not included in the article's Creative Commons licence and your intended use is not permitted by statutory regulation or exceeds the permitted use, you will need to obtain permission directly from the copyright holder. To view a copy of this licence, visit <http://creativecommons.org/licenses/by/4.0/>. Funded by SCOAP³.

Appendix A: Intrinsic neutrino flux normalization

The flux normalization in Fig. 1 was done taking into account all UHECR measured irrespective of the direction. The total intrinsic neutrino flux coming from Cen A can be recalculated as

$$F_v^{2018}(E) = \xi \times F_v^{2008}(E) \times \frac{\Xi^{2008}}{\Xi^{2018}} \times \frac{N_{ev}^{2018}}{N_{ev}^{2008}} \Big|_{E \geq E_c}, \quad (A1)$$

where $E_c = 60$ EeV, $N_{ev}^{2018} = 122$ is the total number of events detected by the Pierre Auger Observatory with energy $E > E_c$ [63] and $N_{ev}^{2008} = 2$ is the number of events attributed to Cen A in the original proposal of the models. Ξ the exposure of the Pierre Auger Observatory in the years considered, $\Xi^{2018} = 60400$ km² sr year [63] and $\Xi^{2008} = 9000$ km² sr year [64]. ξ is a factor to convert from the point source coverage to full sky coverage. $\xi = 0.11$ for the window considered in reference [17] and $\xi = 0.20$ for the window considered in reference [16].

References

1. J.O. Burns, E. Feigelson, E. Schreier, The inner radio structure of Centaurus A—clues to the origin of the jet X-ray emission. *Astrophys. J.* **273**, 128–153 (1983)
2. F. Israel, Centaurus A-NGC 5128. *Astron. Astrophys. Rev.* **8**(4), 237–278 (1998)
3. G.E. Romero, J.A. Combi, S.E.P. Bergliaffa, L.A. Anchordoqui, Centaurus A as a source of extragalactic cosmic rays with arrival energies well beyond the GZK cutoff. *Astropart. Phys.* **5**(3–4), 279–283 (1996)
4. C. D. Dermer, S. Razzaque, J. D. Finke, A. Atoyan, Ultra-high-energy cosmic rays from black hole jets of radio galaxies. *New J. Phys.* **11**(6), 065016 (2009). <https://doi.org/10.1088/1367-2630/11/6/65016>
5. P.L. Biermann, V. De Souza, P.J. Wiita et al., Ultra-high-energy cosmic rays from Centaurus A: jet interaction with gaseous shells. *Astrophys. J. Lett.* **720**(2), L155 (2010)
6. P.L. Biermann, V. De Souza, Centaurus A: the extragalactic source of cosmic rays with energies above the knee. *Astrophys. J.* **746**(1), 72 (2012)
7. S. Wykes, J.H. Croston, M.J. Hardcastle, J.A. Eilek, P.L. Biermann, A. Achterberg, J.D. Bray, A. Lazarian, M. Haverkorn, R.J. Protheroe et al., Mass entrainment and turbulence-driven acceleration of ultra-high energy cosmic rays in Centaurus A. *Astron. Astrophys.* **558**, A19 (2013)
8. S. Wykes, A.M. Taylor, J.D. Bray, M.J. Hardcastle, M. Hillas, UHECR propagation from Centaurus A. *Nucl. Part. Phys. Proc.* **297**, 234–241 (2018)
9. J.H. Matthews, A.R. Bell, K.M. Blundell, A.T. Araudo, Fornax A, Centaurus A, and other radio galaxies as sources of ultrahigh energy cosmic rays. *Mon. Not. R. Astron. Soc. Lett.* **479**(1), L76–L80 (2018)
10. J.H. Matthews, A.R. Bell, K.M. Blundell, A.T. Araudo, Ultrahigh energy cosmic rays from shocks in the lobes of powerful radio galaxies. *Mon. Not. R. Astron. Soc.* **482**(4), 4303–4321 (2019)
11. R. Hartman, D. Bertsch, S. Bloom, A. Chen, P. Deines-Jones, J. Esposito, C. Fichtel, D. Friedlander, S. Hunter, L. McDonald et al., The third EGRET catalog of high-energy gamma-ray sources. *Astrophys. J. Suppl. Ser.* **123**(1), 79 (1999)
12. F. Aharonian, A. Akhperjanian, G. Anton, U.B. De Almeida, A. Bazer-Bachi, Y. Becherini, B. Behera, W. Benbow, K. Bernlöhr, C. Boisson et al., Discovery of very high energy γ -ray emission from Centaurus A with HESS. *Astrophys. J. Lett.* **695**(1), L40 (2009)
13. L. Caccianiga, Anisotropies of the highest energy cosmic-ray events recorded by the Pierre Auger Observatory in 15 years of operation, in *36th international cosmic ray conference*, vol. 358 (SISSA Medialab, 2019), p. 206
14. H. Collaboration et al., Resolving acceleration to very high energies along the jet of Centaurus A. *Nature* **582**(7812), 356–359 (2020)
15. R.-Y. Liu, F.M. Rieger, F.A. Aharonian, Particle acceleration in mildly relativistic shearing flows: the interplay of systematic and stochastic effects, and the origin of the extended high-energy emission in AGN jets. *Astrophys. J.* **842**(1), 39 (2017)
16. A. Cuoco, S. Hannestad, Ultrahigh energy neutrinos from Centaurus A and the Auger hotspot. *Phys. Rev. D* **78**, 023007 (2008). <https://doi.org/10.1103/PhysRevD.78.023007>
17. M. Kachelriess, S. Ostapchenko, R. Tomas, High energy radiation from Centaurus A. *New J. Phys.* **11**(6), 065017 (2009). <https://doi.org/10.1088/1367-2630/11/6/065017>
18. P. Allison, R. Bard, J. J. Beatty, D. Z. Besson, C. Bora, C.–C. Chen, C.–H. Chen, P. Chen, A. Christenson, A. Connolly, J. Davies, M. Duvernois, B. Fox, R. Gaior, P. W. Gorham, K. Hanson, J. Haugen, B. Hill, K. D. Hoffman, E. Hong, S.–Y. Hsu, L. Hu, J.–J. Huang, M.–H. A. Huang, A. Ishihara, A. Karle, J. L. Kelley, D. Kennedy, I. Kravchenko, T. Kuwabara, H. Landsman, A. Landrie, C.–J. Li, T. C. Liu, M.–Y. Lu, L. Macchiarulo, K. Mase, T. Meures, R. Meyhandan, C. Miki, R. Morse, J. Nam, R. J. Nichol, G. Nir, A. Novikov, A. O'Murchadha, C. Pfendner, K. Ratzlaff, M. Relich, M. Richman, L. Ritter, B. Rotter, P. Sandstrom, P. Schellin, A. Shultz, D. Seckel, Y.–S. Shiao, J. Stockham, M. Stockham, J. Touart, G. S. Varner, M.–Z. Wang, S.–H. Wang, Y. Yang, S. Yoshida, R. Young, Performance of two Askaryan Radio Array stations and first results in the search for ultrahigh energy neutrinos. *Phys. Rev. D* **93**, 082003 (2016). <https://doi.org/10.1103/PhysRevD.93.082003>
19. A. Anker, S. Barwick, H. Bernhoff, D. Besson, N. Bingsfors, D. García-Fernández, G. Gaswint, C. Glasera, A. Hallgren, J. Hanson, et al., A search for cosmogenic neutrinos with the ARIANNA test bed using 4.5 years of data. [arXiv:1909.00840](https://arxiv.org/abs/1909.00840)

20. T.M. Venters, M.H. Reno, J.F. Krizmanic, L.A. Anchordoqui, C. Guépin, A.V. Olinto, POEMMA's target of opportunity sensitivity to cosmic neutrino transient sources. [arXiv:1906.07209](https://arxiv.org/abs/1906.07209)
21. M. Aartsen, R. Abbasi, M. Ackermann, J. Adams, J. Aguilar, M. Ahlers, M. Ahrens, C. Alispach, P. Allison, N. Amin, et al., IceCube-Gen2: the window to the extreme universe. [arXiv:2008.04323](https://arxiv.org/abs/2008.04323)
22. G. Collaboration, J. Alvarez-Muniz, R.A. Batista, N.R. Evans, M. Karovska, H.E. Bond, G.H. Schaefer, K.C. Sahu, J. Mack, E.P. Nelán, et al., The Giant Radio Array for Neutrino Detection (GRAND): science and design. [arXiv:1810.09994](https://arxiv.org/abs/1810.09994)
23. R.A. Batista, R.M. De Almeida, B. Lago, K. Kotera, Cosmogenic photon and neutrino fluxes in the Auger era. *J. Cosmol. Astropart. Phys.* **2019**(01), 002 (2019)
24. J. Heinze, A. Fedynitch, D. Boncioli, W. Winter, A new view on Auger data and cosmogenic neutrinos in light of different nuclear disintegration and air-shower models. *Astrophys. J.* **873**(1), 88 (2019)
25. B. Eichmann, High energy cosmic rays from Fanaroff–Riley radio galaxies. *J. Cosmol. Astropart. Phys.* **2019**(05), 009 (2019)
26. B. Eichmann, J.P. Rachen, L. Merten, A. van Vliet, J.B. Tjus, Ultra-high-energy cosmic rays from radio galaxies. *J. Cosmol. Astropart. Phys.* **2018**(02), 036 (2018)
27. R. Aloisio, V. Berezhinsky, P. Blasi, Ultra high energy cosmic rays: implications of Auger data for source spectra and chemical composition. *J. Cosmol. Astropart. Phys.* **2014**(10), 020 (2014)
28. R.-Y. Liu, X.-Y. Wang, W. Wang, A.M. Taylor, On the excess of ultra-high energy cosmic rays in the direction of Centaurus A. *Astrophys. J.* **755**(2), 139 (2012)
29. G.R. Farrar, R. Jansson, I.J. Feain, B. Gaensler, Galactic magnetic deflections and Centaurus A as a UHECR source. *J. Cosmol. Astropart. Phys.* **2013**(01), 023 (2013). <https://doi.org/10.1088/1475-7516/2013/01/023>
30. K. Dolag, D. Grasso, V. Springel, I. Tkachev, Constrained simulations of the magnetic field in the local universe and the propagation of ultrahigh energy cosmic rays. *J. Cosmol. Astropart. Phys.* **2005**(01), 009 (2005). <https://doi.org/10.1088/1475-7516/2005/01/009>
31. G. Sigl, F. Miniati, T.A. Enßlin, Ultrahigh energy cosmic ray probes of large scale structure and magnetic fields. *Phys. Rev. D* **70**(4) (2004). <https://doi.org/10.1103/physrevd.70.043007>
32. G. Sigl, F. Miniati, T.A. Enßlin, Ultrahigh energy cosmic rays in a structured and magnetized universe. *Phys. Rev. D* **68**(4). <https://doi.org/10.1103/physrevd.68.043002>
33. S. Das, H. Kang, D. Ryu, J. Cho, Propagation of ultra-high-energy protons through the magnetized cosmic web. *Astrophys. J.* **682**(1), 29–38 (2008). <https://doi.org/10.1086/588278>
34. K. Kotera, D. Allard, K. Murase, J. Aoi, Y. Dubois, T. Pierog, S. Nagataki, Propagation of ultrahigh energy nuclei in clusters of galaxies: resulting composition and secondary emissions. *Astrophys. J.* **707**(1), 370–386 (2009). <https://doi.org/10.1088/0004-637x/707/1/370>
35. S. Hackstein, F. Vazza, M. Brüggen, J.G. Sorce, S. Gottlöber, Simulations of ultra-high energy cosmic rays in the local universe and the origin of cosmic magnetic fields. *Mon. Not. R. Astron. Soc.* **475**(2), 2519–2529 (2018)
36. M. S. Longair, *High Energy Astrophysics*, 3rd edn. (Cambridge University Press, Cambridge, U.K., 2011)
37. K. Kotera, A.V. Olinto, The astrophysics of ultrahigh-energy cosmic rays. *Ann. Rev. Astron. Astrophys.* **49**, 119–153 (2011)
38. N. Neumayer, M. Cappellari, J. Reunanen, H.-W. Rix, P. Van Der Werf, P. De Zeeuw, R. Davies, The central parsecs of Centaurus A: high-excitation gas, a molecular disk, and the mass of the black hole. *Astrophys. J.* **671**(2), 1329 (2007)
39. S. Hamer, P. Salomé, F. Combes, Q. Salomé, MUSE discovers perpendicular arcs in the inner filament of Centaurus A. *Astron. Astrophys.* **575**, L3 (2015)
40. A.D. Supanitsky, V. de Souza, An upper limit on the cosmic-ray luminosity of individual sources from gamma-ray observations. *J. Cosmol. Astropart. Phys.* **2013**(12), 023 (2013)
41. C.J. Willott, S. Rawlings, K.M. Blundell, M. Lacy, The emission line-radio correlation for radio sources using the 7C Redshift Survey. *Mon. Not. R. Astron. Soc.* **309**(4), 1017–1033 (1999). <https://doi.org/10.1046/j.1365-8711.1999.02907.x>
42. L. Godfrey, S. Shabala, Mutual distance dependence drives the observed jet-power-radio-luminosity scaling relations in radio galaxies. *Mon. Not. R. Astron. Soc.* **456**(2), 1172–1184 (2016)
43. K.W. Cavagnolo, B.R. McNamara, P.E.J. Nulsen, C.L. Carilli, C. Jones, L. Birzan, A relationship between AGN jet power and radio power. *Astrophys. J.* **720**(2), 1066–1072 (2010). [arXiv:1006.5699](https://arxiv.org/abs/1006.5699). <https://doi.org/10.1088/0004-637X/720/2/1066>
44. S. van Velzen, H. Falcke, P. Schellart, N. Nierstenhöfer, K.-H. Kampert, Radio galaxies of the local universe—all-sky catalog, luminosity functions, and clustering. *Astron. Astrophys.* **544**, A18 (2012)
45. R.-Z. Yang, N. Sahakyan, E. de Ona Wilhelmi, F. Aharonian, F. Rieger, Deep observation of the giant radio lobes of Centaurus A with the Fermi Large Area Telescope. *Astron. Astrophys.* **542**, A19 (2012)
46. A. G. Pacholczyk, *Radio astrophysics: Nonthermal processes in galactic and extragalactic sources*. (W.H. Freeman Co Ltd., San Francisco, U.S.A., 1970)
47. M. Hardcastle, D. Worrall, R. Kraft, W. Forman, C. Jones, S. Murray, Radio and X-ray observations of the jet in Centaurus A. *Astrophys. J.* **593**(1), 169 (2003)
48. R.A. Batista, A. Dundovic, M. Erdmann, K.-H. Kampert, D. Kuempel, G. Müller, G. Sigl, A. van Vliet, D. Walz, T. Winchen, CRPropa 3—a public astrophysical simulation framework for propagating extraterrestrial ultra-high energy particles. *J. Cosmol. Astropart. Phys.* **2016**(05), 038 (2016)
49. R.C. Gilmore, R.S. Somerville, J.R. Primack, A. Domínguez, Semi-analytic modelling of the extragalactic background light and consequences for extragalactic gamma-ray spectra. *Mon. Not. R. Astron. Soc.* **422**(4), 3189–3207 (2012)
50. R. Protheroe, P. Biermann, A new estimate of the extragalactic radio background and implications for ultra-high-energy γ -ray propagation. *Astropart. Phys.* **6**(1), 45–54 (1996)
51. A. De Angelis, G. Galanti, M. Roncadelli, Transparency of the Universe to gamma-rays. *Mon. Not. R. Astron. Soc.* **432**(4), 3245–3249 (2013). <https://doi.org/10.1093/mnras/stt684>
52. R.A. Batista, D. Boncioli, A. di Matteo, A.V. Vliet, Secondary neutrino and gamma-ray fluxes from simprop and crpropa. *J. Cosmol. Astropart. Phys.* **2019**(05), 006 (2019). <https://doi.org/10.1088/1475-7516/2019/05/006>
53. M. Jauzac, H. Shan, D. Eckert et al., Warm-hot baryons comprise 5–10 per cent of filaments in the cosmic web. *Nature* **528**, 105–107 (2015). <https://doi.org/10.1038/nature16058>
54. The Pierre Auger Collaboration, Measurement of the cosmic-ray energy spectrum above 2.5×10^{18} eV using the Pierre Auger observatory. *Phys. Rev. D* **102**(6), 062005 (2020)
55. M. Unger, G.R. Farrar, L.A. Anchordoqui, Origin of the ankle in the ultrahigh energy cosmic ray spectrum, and of the extragalactic protons below it. *Phys. Rev. D* **92**(12). <https://doi.org/10.1103/physrevd.92.123001>
56. S. de Jong, Giant Radio Array for Neutrino Detection (GRAND) (2020). [arXiv:2012.05580](https://arxiv.org/abs/2012.05580)
57. T.-P. Li, Y.-Q. Ma, Analysis methods for results in gamma-ray astronomy. *Astrophys. J.* **272**, 317–324 (1983)
58. The Pierre Auger Collaboration, A targeted search for point sources of EeV neutrons. *Astrophys. J. Lett.* **789**(2), L34 (2014)

59. P. Abreu, A. Albert, R. Alfaro, C. Alvarez, R. Arceo, P. Assis, F. Barao, J. Bazo, J. Beacom, J. Bellido, et al., The Southern Wide-Field Gamma-Ray Observatory (SWG0): a next-generation ground-based survey instrument for VHE gamma-ray astronomy. [arXiv:1907.07737](https://arxiv.org/abs/1907.07737)
60. R. Abbasi, M. Abe, T. Abu-Zayyad, M. Allen, R. Azuma, E. Barcikowski, J. Belz, D. Bergman, S. Blake, R. Cady et al., Constraints on the diffuse photon flux with energies above 10^{18} eV using the surface detector of the Telescope Array experiment. *Astropart. Phys.* **110**, 8–14 (2019). <https://doi.org/10.1016/j.astropartphys.2019.03.003>
61. The Pierre Auger Collaboration, Search for photons with energies above 10^{18} eV using the hybrid detector of the Pierre Auger Observatory. *J. Cosmol. Astropart. Phys.* **2017**(04), 009 (2017)
62. J. Rautenberg, A. Filipčič, G. Kukec Mezek, S. Stanič, M. Trini, S. Vorobiov, L. Yang, D. Zavrtanik, M. Zavrtanik, L. Zehrer, Limits on ultra-high energy photons with the pierre auger observatory, in *Proceedings of the 36th international cosmic ray conference*, Univerza v Novi Gorici (2019)
63. V. Verzi, Measurement of the energy spectrum of ultra-high energy cosmic rays using the Pierre Auger Observatory. *PoS ICRC2019*, 450 (2019). <https://doi.org/10.22323/1.358.0450>
64. J. Abraham, P.A. Collaboration, et al., *Astropart. Phys.* **29**, 188 (2007). [arXiv:0712.2843](https://arxiv.org/abs/0712.2843)
65. The Pierre Auger, Collaboration, Limits on point-like sources of ultra-high-energy neutrinos with the Pierre Auger Observatory. *J. Cosmol. Astropart. Phys.* **2019**(11), 004 (2019)
66. M. Aartsen, K. Abraham, M. Ackermann, J. Adams, J. Aguilar, M. Ahlers, M. Ahrens, D. Altmann, K. Andeen, T. Anderson et al., All-sky search for time-integrated neutrino emission from astrophysical sources with 7 yr of IceCube data. *Astrophys. J.* **835**(2), 151 (2017)
67. T. Hassan, L. Arrabito, K. Bernlöhner, J. Bregeon, J. Cortina, P. Cumani, F. Di Pierro, D. Falceta-Goncalves, R. Lang, J. Hinton et al., Monte Carlo performance studies for the site selection of the Cherenkov Telescope Array. *Astropart. Phys.* **93**, 76–85 (2017)