



Learning Algorithms for Keyphrase Extraction

PETER D. TURNEY

peter.turney@iit.nrc.ca

Institute for Information Technology, National Research Council of Canada, Ottawa, Ontario, Canada, K1A 0R6

Received February 22, 1999; Revised September 15, 1999; Accepted October 12, 1999

Abstract. Many academic journals ask their authors to provide a list of about five to fifteen *keywords*, to appear on the first page of each article. Since these key words are often phrases of two or more words, we prefer to call them *keyphrases*. There is a wide variety of tasks for which keyphrases are useful, as we discuss in this paper. We approach the problem of automatically extracting keyphrases from text as a supervised learning task. We treat a document as a set of phrases, which the learning algorithm must learn to classify as positive or negative examples of keyphrases. Our first set of experiments applies the C4.5 decision tree induction algorithm to this learning task. We evaluate the performance of nine different configurations of C4.5. The second set of experiments applies the *GenEx* algorithm to the task. We developed the *GenEx* algorithm specifically for automatically extracting keyphrases from text. The experimental results support the claim that a custom-designed algorithm (*GenEx*), incorporating specialized procedural domain knowledge, can generate better keyphrases than a general-purpose algorithm (C4.5). Subjective human evaluation of the keyphrases generated by *GenEx* suggests that about 80% of the keyphrases are acceptable to human readers. This level of performance should be satisfactory for a wide variety of applications.

Keywords: machine learning, summarization, indexing, keywords, keyphrase extraction

1. Introduction

Many journals ask their authors to provide a list of *keywords* for their articles. We call these *keyphrases*, rather than keywords, because they are often phrases of two or more words, rather than single words. We define a *keyphrase* list as a short list of phrases (typically five to fifteen noun phrases) that capture the main topics discussed in a given document. This paper is concerned with the automatic extraction of keyphrases from text.

Keyphrases are meant to serve multiple goals. For example, (1) when they are printed on the first page of a journal article, the goal is summarization. They enable the reader to quickly determine whether the given article is in the reader's fields of interest. (2) When they are printed in the cumulative index for a journal, the goal is indexing. They enable the reader to quickly find a relevant article when the reader has a specific need. (3) When a search engine form has a field labelled *keywords*, the goal is to enable the reader to make the search more precise. A search for documents that match a given query term in the *keyword* field will yield a smaller, higher quality list of hits than a search for the same term in the full text of the documents. Keyphrases can serve these diverse goals and others, because the goals share the requirement for a short list of phrases that captures the main topics of the documents.

We define *automatic keyphrase extraction* as the automatic selection of important, topical phrases from within the body of a document. Automatic keyphrase extraction is a special

case of the more general task of *automatic keyphrase generation*, in which the generated phrases do not necessarily appear in the body of the given document. Section 2 discusses criteria for measuring the performance of automatic keyphrase extraction algorithms. In the experiments in this paper, we measure the performance by comparing machine-generated keyphrases with human-generated keyphrases. In our document collections, an average of about 75% of the author's keyphrases appear somewhere in the body of the corresponding document. Thus, an ideal keyphrase extraction algorithm could (in principle) generate phrases that match up to 75% of the author's keyphrases.

There is a need for tools that can automatically create keyphrases. Although keyphrases are very useful, only a small minority of the many documents that are available on-line today have keyphrases. There are already some commercial software products that use automatic keyphrase extraction algorithms. For example, Microsoft uses automatic keyphrase extraction in Word 97, to fill the *Keywords* field in the document metadata template (metadata is meta-information for document management).¹ Verity uses automatic keyphrase extraction in Search 97, their search engine product line. In Search 97, keyphrases are highlighted in bold to facilitate skimming through a list of search results.² Tetranet uses automatic keyphrase extraction in their Metabot product, which is designed for maintaining metadata for web pages. Tetranet also uses automatic keyphrase extraction in their Wisebot product, which builds an index for a web site.³

Although the applications for keyphrases mentioned above share the requirement for a short list of phrases that captures the main topics of the documents, the precise size of the list will vary, depending on the particular application and the inclinations of the users. Therefore the algorithms that we discuss allow the users to specify the desired number of phrases.

We discuss related work by other researchers in Section 3. The most closely related work involves the problem of *automatic index generation* (Fagan 1987, Salton 1988, Ginsberg 1993, Nakagawa 1997, Leung and Kan 1997). One difference between keyphrase extraction and index generation is that, although keyphrases may be used in an index, keyphrases have other applications, beyond indexing. Another difference between a keyphrase list and an index is length. Because a keyphrase list is relatively short, it must contain only the most important, topical phrases for a given document. Because an index is relatively long, it can contain many less important, less topical phrases. Also, a keyphrase list can be read and judged in seconds, but an index might never be read in its entirety. Automatic keyphrase extraction is thus a more demanding task than automatic index generation.

Keyphrase extraction is also distinct from *information extraction*, the task that has been studied in depth in the *Message Understanding Conferences* (MUC-3 1991, MUC-4 1992, MUC-5 1993, MUC-6 1995). Information extraction involves extracting specific types of task-dependent information. For example, given a collection of news reports on terrorist attacks, information extraction involves finding specific kinds of information, such as the name of the terrorist organization, the names of the victims, and the type of incident (e.g., kidnapping, murder, bombing). In contrast, keyphrase extraction is not specific. The goal in keyphrase extraction is to produce topical phrases, for any type of factual, prosaic document.

We approach automatic keyphrase extraction as a supervised learning task. We treat a document as a set of phrases, which must be classified as either positive or negative examples

of keyphrases. This is the classical machine learning problem of *learning from examples*. In Section 5, we describe how we apply the C4.5 decision tree induction algorithm to this task (Quinlan 1993). There are several unusual aspects to this classification problem. For example, the positive examples constitute only 0.2% to 2.4% of the total number of examples. C4.5 is typically applied to more balanced class distributions.

The experiments in this paper use five collections of documents, with a combined total of 652 documents. The collections are presented in Section 4. In our first set of experiments (Section 6), we evaluate nine different ways to apply C4.5. In preliminary experiments with the training documents, we found that *bagging* seemed to improve the performance of C4.5 (Breiman 1996a, b, Quinlan 1996). Bagging works by generating many different decision trees and allowing them to vote on the classification of each example. We experimented with different numbers of trees and different techniques for sampling the training data. The experiments support the hypothesis that bagging improves the performance of C4.5 when applied to automatic keyphrase extraction.

During our experiments with C4.5, we came to believe that a specialized algorithm, developed specifically for learning to extract keyphrases, might achieve better results than a general-purpose learning algorithm, such as C4.5. Section 7 introduces the *GenEx* algorithm. *GenEx* is a hybrid of the *Genitor* steady-state genetic algorithm (Whitley 1989) and the *Extractor* parameterized keyphrase extraction algorithm (Turney 1997, 1999).⁴ Extractor works by assigning a numerical score to the phrases in the input document. The final output of Extractor is essentially a list of the highest scoring phrases. The behaviour of the scoring function is determined by a dozen numerical parameters. Genitor tunes the setting of these parameters, to maximize the performance of Extractor on a given set of training examples.

The second set of experiments (Section 8) supports the hypothesis that a specialized algorithm (GenEx) can generate better keyphrases than a general-purpose algorithm (C4.5). Both algorithms incorporate significant amounts of domain knowledge, but we avoided embedding specialized procedural knowledge in our application of C4.5. It appears that some degree of specialized procedural knowledge is necessary for automatic keyphrase extraction.

The third experiment (Section 9) looks at subjective human evaluation of the quality of the keyphrases produced by GenEx. On average, about 80% of the automatically generated keyphrases are judged to be acceptable and about 60% are judged to be good.

Section 10 discusses the experimental results and Section 11 presents our plans for future work. We conclude (in Section 12) that GenEx is performing at a level that is suitable for many practical applications.

2. Measuring the performance of keyphrase extraction algorithms

We measure the performance of keyphrase extraction algorithms by the number of matches between the machine-generated phrases and the human-generated phrases. A handmade keyphrase *matches* a machine-generated keyphrase when they correspond to the same sequence of stems. A stem is what remains when we remove the suffix from a word. By this definition, “neural networks” matches “neural network”, but it does not match “networks”.

Table 1. Samples of the behaviour of three different stemming algorithms.

Word	Porter stem	Lovins stem	Iterated Lovins stem
Believes	Believ	Belief	Belief
Belief	Belief	Belief	Belief
Believable	Believ	Belief	Belief
Jealousness	Jealous	Jeal	Jeal
Jealousy	Jealousi	Jealous	Jeal
Police	Polic	Polic	Pol
Policy	Polici	Polic	Pol
Assemblies	Assembl	Assembl	Assembl
Assembly	Assembl	Assemb	Assemb
Probable	Probabl	Prob	Prob
Probability	Probabl	Prob	Prob
Probabilities	Probabl	Probabil	Probabil

The order in the sequence is important, so “helicopter skiing” does not match “skiing helicopter”.

The Porter (1980) and Lovins (1968) stemming algorithms are the two most popular algorithms for stemming English words. Both algorithms use heuristic rules to remove or transform English suffixes. The Lovins stemmer is more aggressive than the Porter stemmer. That is, the Lovins stemmer is more likely to recognize that two words share the same stem, but it is also more likely to incorrectly map two distinct words to the same stem (Krovetz 1993). We have found that aggressive stemming is better for keyphrase extraction than conservative stemming. In our experiments, we have used an aggressive stemming algorithm that we call the Iterated Lovins stemmer. The algorithm repeatedly applies the Lovins stemmer, until the word stops changing. Iterating in this manner will necessarily increase (or leave unchanged) the aggressiveness of any stemmer. Table 1 shows some examples of the behaviour of the three stemming algorithms.⁵

We may view keyphrase extraction as a classification problem. The task is to classify each word or phrase in the document into one of two categories: either it is a keyphrase or it is not a keyphrase. We evaluate automatic keyphrase extraction by the degree to which its classifications correspond to human-generated classifications. Our performance measure is *precision* (the number of matches divided by the number of machine-generated keyphrases), using a variety of cut-offs for the number of machine-generated keyphrases.

3. Related work

Although there are several papers that discuss automatically extracting important phrases, as far as we know, we are the first to treat this problem as supervised learning from examples. Krulwich and Burkey (1996) use heuristics to extract keyphrases from a document. The heuristics are based on syntactic clues, such as the use of italics, the presence of phrases

in section headers, and the use of acronyms. Their motivation is to produce phrases for use as features when automatically classifying documents. Their algorithm tends to produce a relatively large list of phrases, with low precision. Muñoz (1996) uses an unsupervised learning algorithm to discover two-word keyphrases. The algorithm is based on Adaptive Resonance Theory (ART) neural networks. Muñoz's algorithm tends to produce a large list of phrases, with low precision. Also, the algorithm is not applicable to one-word or more-than-two-word keyphrases. Steier and Belew (1993) use the mutual information statistic to discover two-word keyphrases. This approach has the same limitations as Muñoz (1996), when considered as a keyphrase extraction algorithm: it produces a low precision list of two-word phrases.

In the time since this paper was submitted for publication, Frank et al. (1999) have implemented a system, *Kea*, which builds on our work (Turney 1997, 1999). It treats keyphrase extraction as a supervised learning problem, but it uses a Bayesian approach instead of a genetic algorithm approach. Their experiments indicate that *Kea* and *GenEx* have statistically equivalent levels of performance. The same group (Gutwin et al. 1999) has evaluated *Kea* as a component in a new kind of search engine, *Keyphind*, designed specially to support browsing. Their experiments suggest that certain kinds of tasks are much easier with *Keyphind* than with conventional search engines. The *Keyphind* interface is somewhat similar to the interface of Tetrinet's *Wisebot*.

Several papers explore the task of producing a summary of a document by extracting key sentences from the document (Luhn 1958, Edmundson 1969, Marsh et al. 1984, Paice 1990, Paice and Jones 1993, Johnson et al. 1993, Salton et al. 1994, Kupiec et al. 1995, Brandow et al. 1995, Jang and Myaeng 1997). This task is similar to the task of keyphrase extraction, but it is more difficult. The extracted sentences often lack cohesion because anaphoric references are not resolved (Johnson et al. 1993, Brandow et al. 1995). *Anaphors* are pronouns (e.g., "it", "they"), definite noun phrases (e.g., "the car"), and demonstratives (e.g., "this", "these") that refer to previously discussed concepts. When a sentence is extracted out of the context of its neighbouring sentences, it may be impossible or very difficult for the reader of the summary to determine the referents of the anaphors. Johnson et al. (1993) attempt to automatically resolve anaphors, but their system tends to produce overly long summaries. Keyphrase extraction avoids this problem because anaphors (by their nature) are not keyphrases. Also, a list of keyphrases has no structure; unlike a list of sentences, a list of keyphrases can be randomly permuted without significant consequences.

Most of these papers on summarization by sentence extraction describe algorithms that are based on manually derived heuristics. The heuristics tend to be effective for the intended domain, but they often do not generalize well to a new domain. Extending the heuristics to a new domain involves a significant amount of manual work. A few of the papers describe learning algorithms, which can be trained by supplying documents with associated target summaries (Kupiec et al. 1995, Jang and Myaeng 1997). Learning algorithms can be extended to new domains with less work than algorithms that use manually derived heuristics. However, there is still some manual work involved, because the training summaries must be composed of sentences that appear in the document, which means that standard author-supplied abstracts are not suitable. An advantage of keyphrase extraction is that standard author-supplied keyphrases are suitable for training a learning

algorithm, because the majority of such keyphrases appear in the bodies of the corresponding documents.

Another body of related work addresses the task of *information extraction*. An information extraction system seeks specific information in a document, according to predefined template. The template is specific to a given topic area. For example, if the topic area is news reports of terrorist attacks, the template might specify that the information extraction system should identify (i) the terrorist organization involved in the attack, (ii) the victims of the attack, (iii) the type of attack (kidnapping, murder, etc.), and other information of this type. ARPA has sponsored a series of *Message Understanding Conferences* (MUC-3 1991, MUC-4 1992, MUC-5 1993, MUC-6 1995), where information extraction systems are evaluated with corpora in various topic areas, including terrorist attacks and corporate mergers.

Most information extraction systems are manually built for a single topic area, which requires a large amount of expert labour. The highest performance at the Fifth Message Understanding Conference (MUC-5 1993) was achieved at the cost of two years of intense programming effort. However, recent work has demonstrated that a learning algorithm can perform as well as a manually constructed system (Soderland and Lehnert 1994). Soderland and Lehnert (1994) use decision tree induction as the learning component in their information extraction system. In Soderland and Lehnert's (1994) system, each slot in a template is handled by a group of decision trees that have been trained specially for that slot. The decision trees are based on syntactical features of the text, such as the presence of certain words.

Information extraction and keyphrase extraction are at opposite ends of a continuum that ranges from detailed, specific, and domain-dependent (information extraction) to condensed, general, and domain-independent (keyphrase extraction). The different ends of this continuum require substantially different algorithms. However, there are intermediate points on this continuum. An example is the task of identifying corporate names in business news. This task was introduced in the Sixth Message Understanding Conference (MUC-6 1995), where it was called the *Named Entity Recognition* task. The best system used hand-crafted linguistic rules to recognize named entities (Krupka 1995).

Other related work addresses the problem of automatically creating an index (Sparck Jones 1973, Field 1975, Fagan 1987, Salton 1988, Croft et al. 1991, Ginsberg 1993, Nakagawa 1997, Leung and Kan 1997). Leung and Kan (1997) provide a good survey of this work. There are two general classes of indexes: indexes that are intended for human readers to browse (often called *back-of-book* indexes) and indexes that are intended for use with information retrieval software (*search engine* indexes). Search engine indexes are not suitable for human browsing, since they usually index every occurrence of every word (excluding stop words) in the document collection. Back-of-book indexes tend to be much smaller, since they index only important occurrences of interesting words and phrases. The older work on automatically creating an index (Sparck Jones 1973, Field 1975, Fagan 1987) is concerned with building search engine indexes, not with building back-of-book indexes (Salton 1988, Nakagawa 1997, Leung and Kan 1997).

Since we are interested in keyphrases for human browsing, back-of-book indexes are more relevant than search engine indexes. Leung and Kan (1997) address the problem

of learning to assign index terms from a controlled vocabulary. This involves building a statistical model for each index term in the controlled vocabulary. The statistical model attempts to capture the syntactic properties that distinguish documents for which the given index term is appropriate from documents for which it is inappropriate. Their results are interesting, but the use of a controlled vocabulary makes it difficult to compare their work with the algorithms we examine here. It is also worth noting that a list of controlled index terms must grow every year, as the body of literature grows, so Leung and Kan's (1997) software would need to be continuously trained.

Nakagawa (1997) automatically extracts simple and compound nouns from technical manuals, to create back-of-book indexes. Each compound noun is scored using a formula that is based on the frequency of its component nouns in the given document. In his experiments, Nakagawa (1997) evaluates his algorithm by comparing human-generated indexes to machine-generated indexes. However, Nakagawa's (1997) human-generated indexes were generated with the assistance of his algorithm, which tends to bias the results.

One feature that distinguishes a back-of-book index from a keyphrase list is length. As Nakagawa (1997) observes, a document is typically assigned $10^0 \sim 10^1$ keyphrases, but a back-of-book index typically contains $10^2 \sim 10^3$ index terms. Also, keyphrases are usually intended to cover the whole document, but index terms are intended to cover only a small part of a document. Another distinguishing feature is that a sophisticated back-of-book index is not simply an alphabetical list of terms. There is often a hierarchical structure, where a major index term is followed by an indented list of related minor index terms.

4. The corpora

The experiments in this paper are based on five different document collections. For each document, there is a target set of keyphrases, generated by hand. Some basic statistics for the five corpora are presented in Table 2.

For the Journal Articles corpus, we selected 75 journal articles from five different journals. Three of the journals are about cognition (*Psychology*, *The Neuroscientist*, *Behavioral & Brain Sciences Preprint Archive*), one is about the hotel industry (*Journal of the*

Table 2. Some statistics for each of the five collections.

Corpus name	Number of documents	Average number of . . . \pm Standard deviation			Percentage of keyphrases in full text
		Keyphrases per document	Words per keyphrase	Words per document	
Journal Articles	75	7.5 ± 2.8	1.6 ± 0.7	$10,781 \pm 7,807$	81.6%
Email Messages	311	4.9 ± 4.3	1.8 ± 1.0	376 ± 561	97.9%
Aliweb web pages	90	6.0 ± 3.0	1.2 ± 0.5	949 ± 2603	69.0%
NASA web pages	141	4.7 ± 2.0	1.9 ± 0.9	466 ± 102	65.3%
FIPS web pages	35	9.0 ± 3.5	2.0 ± 1.1	7025 ± 6385	78.2%

International Academy of Hospitality Research), and one is about chemistry (*Journal of Computer-Aided Molecular Design*). The full text of every article is available on the web. The authors supplied keyphrases for their articles. For the Email Messages corpus, we collected 311 email messages from six NRC employees. A university student created the keyphrases for the messages. For the Aliweb corpus, we collected 90 web pages using the Aliweb search engine, a public search engine provided by NEXOR.⁶ Aliweb has web-based fill-in form, with a field for keyphrases, where people may enter URLs to add to Aliweb. The keyphrases are stored in the Aliweb index, along with the URLs. For the NASA corpus, we collected 141 web pages from NASA's Langley Research Center.⁷ Each page includes a list of keyphrases. For the FIPS corpus, we gathered 35 web pages from the US government's Federal Information Processing Standards (FIPS).⁸ Each document includes a list of keyphrases.

We would like our learning algorithms to be able to perform well even when the testing data are significantly different from the training data. In a real-world application, it would be inconvenient if the learning algorithm required re-training for each new type of document. Therefore our experiments do not use a random split of the documents into training and testing sets. Instead, we designed the experiments to test the ability of the learning algorithms to generalize to new data.

In our preliminary experiments, we found that the main factor influencing generalization was the average length of the documents in the training set, compared to the testing set. In a real-world application, it would be reasonable to have two different learned models, one for short documents and one for long documents. As Table 3 shows, we selected part of the Journal Article corpus to train the learning algorithms to handle long documents and part of the Email Message corpus to train the learning algorithms to handle short documents. During testing, we used the training corpus that was most similar to the given testing corpus, with respect to document lengths.

The method for applying C4.5 to keyphrase extraction (Section 5) and the GenEx algorithm (Section 7) were developed using only the training subsets of the Journal Article and Email Message corpora (Table 3). The other three corpora were only acquired *after* the completion of the design of the method for applying C4.5 and the design of the GenEx algorithm. This practice ensures that there is no risk that C4.5 and GenEx have been tuned to the testing data.

Table 3. The correspondence between testing and training data.

Testing corpus		↔	Corresponding training corpus	
Name	Number of documents		Name	Number of documents
Journal Articles (Testing subset)	20	↔	Journal Article (Training subset)	55
Email Messages (Testing subset)	76	↔	Email Messages (Training subset)	235
Aliweb web pages	90	↔	Email Messages (Training subset)	235
NASA web pages	141	↔	Email Messages (Training subset)	235
FIPS web pages	35	↔	Journal Article (Training subset)	55

5. Applying C4.5 to keyphrase extraction

In the first set of experiments, we used the C4.5 decision tree induction algorithm (Quinlan 1993) to classify phrases as positive or negative examples of keyphrases. In this section, we describe the feature vectors, the settings we used for C4.5's parameters, the bagging procedure, and the method for sampling the training data.

The task of supervised learning is to learn how to assign *cases* (or *examples*) to *classes*. For keyphrase extraction, a case is a candidate phrase, which we wish to classify as a positive or negative example of a keyphrase. We classify a case by examining its *features*. A feature can be any property of a case that is relevant for determining the class of the case. C4.5 can handle real-valued features, integer-valued features, and features with values that range over an arbitrary, fixed set of symbols. C4.5 takes as input a set of *training* data, in which cases are represented as feature vectors. In the training data, a *teacher* must assign a class to each feature vector (hence *supervised* learning). C4.5 generates as output a decision tree that models the relationships among the features and the classes (Quinlan 1993).

A *decision tree* is a rooted tree in which the internal vertices are labelled with tests on feature values and the leaf vertices are labelled with classes. The edges that leave an internal vertex are labelled with the possible outcomes of the test associated with that vertex. For example, a feature might be, "the number of words in the given phrase," and a test on a feature value might be, "the number of words in the given phrase is less than two," which can have the outcomes "true" or "false". A case is classified by beginning at the root of the tree and following a path to a leaf in the tree, based on the values of the features of the case. The label on the leaf is the predicted class for the given case.

We converted the documents into sets of feature vectors by first making a list of all phrases of one, two, or three consecutive non-stop words that appear in a given document, with no intervening punctuation. We used the Iterated Lovins stemmer to find the stemmed form of each of these phrases. For each unique stemmed phrase, we generated a feature vector, as described in Table 4.

C4.5 has access to nine features (features 3 to 11) when building a decision tree. The leaves of the tree predict `class` (feature 12). When a decision tree predicts that the `class` of a vector is 1, then the phrase `whole_phrase` is a keyphrase, according to the tree. This phrase is suitable for output for a human reader. We used the stemmed form of the phrase, `stemmed_phrase`, for evaluating the performance of the tree. In our preliminary experiments, we evaluated 110 different features, before we settled on the features in Table 4.

Table 5 shows the number of feature vectors that were generated for each corpus. In total, we had more than 192,000 vectors for training and more than 168,000 vectors for testing. The large majority of these vectors were negative examples of keyphrases (`class` 0).

In a real-world application, the user would want to specify the desired number of output keyphrases for a given document. However, a standard decision tree does not let the user control the number of feature vectors that are classified as belonging in class 1. Therefore we ran C4.5 with the `-p` option, which generates *soft-threshold* decision trees (Carter and Catlett 1987, Quinlan 1987, 1990, 1993). Soft-threshold decision trees can generate a probability estimate for the class of each vector. For a given document, if the user specifies

Table 4. A description of the feature vectors used by C4.5.

Name of feature	Description of feature	C4.5 type
1 stemmed_phrase	The stemmed form of a phrase, for matching with human-generated phrases	Ignore
2 whole_phrase	The most frequent whole (unstemmed) phrase corresponding to stemmed_phrase, for output and for calculating features 8 to 11	Ignore
3 num_words_phrase	The number of words in stemmed_phrase, ranging from one to three	Continuous
4 first_occur_phrase	The first occurrence of stemmed_phrase, normalized by dividing by the number of words in the document (including stop words)	Continuous
5 first_occur_word	The first occurrence of the earliest occurring single stemmed word in stemmed_phrase, normalized by dividing by the number of words in the document (including stop words)	Continuous
6 freq_phrase	The frequency of stemmed_phrase, normalized by dividing by the number of words in the document (including stop words)	Continuous
7 freq_word	The frequency of the most frequent single stemmed word in stemmed_phrase, normalized by dividing by the number of words in the document (including stop words)	Continuous
8 relative_length	The relative length of whole_phrase, calculated as the number of characters in whole_phrase, divided by the average number of characters in all candidate phrases	Continuous
9 proper_noun	Is whole_phrase a proper noun, based on the capitalization of whole_phrase?	0, 1
10 final_adjective	Does whole_phrase end in a final adjective, based on the suffix of whole_phrase?	0, 1
11 common_verb	Does whole_phrase contain a common verb, based on a list of common verbs?	0, 1
12 class	Is stemmed_phrase a keyphrase, based on match with stemmed form of human-generated keyphrases?	0, 1

that K keyphrases are desired, then we select the K vectors that have the highest estimated probability of being in class 1.

In addition to the $-p$ option, we also used $-c100$ and $-m1$ (Quinlan 1993). These two options maximize the bushiness of the trees. In our preliminary experiments, we found that these parameter settings appear to work well when used in conjunction with bagging. *Bagging* involves generating many different decision trees and allowing them to vote on the classification of each example (Breiman 1996a, b, Quinlan 1996). In general, decision tree induction algorithms have low bias but high variance. Bagging multiple trees tends to improve performance by reducing variance. Bagging appears to have relatively little impact on bias.

Table 5. The number of feature vectors for each corpus.

Train/Test	Corpus name	Number of documents	Total number of vectors	Average vectors per document	Percent class 1
Training	Journal	55	158,240	2,877	0.20%
	Email	235	34,378	146	2.44%
	All	290	192,618	664	0.60%
Testing	Journal	20	23,751	1,188	0.53%
	Email	76	11,065	146	2.40%
	Aliweb	90	26,752	297	1.08%
	NASA	141	38,920	276	1.15%
	FIPS	35	67,777	1,936	0.33%
	All	362	168,265	465	0.80%

Because we used soft-threshold decision trees, we combined their probability estimates by averaging them, instead of voting. In preliminary experiments with the training documents, we obtained good results by bagging 50 decision trees. Adding more trees had no significant effect.

The standard approach to bagging is to randomly sample the training data, using sampling with replacement (Breiman 1996a, b, Quinlan 1996). In preliminary experiments with the training data, we achieved good performance by training each of the 50 decision trees with a random sample of 1% of the training data.

The standard approach to bagging is to ignore the class when sampling, so the distribution of classes in the sample tends to correspond to the distribution in the training data as a whole. In Table 5, we see that the positive examples constitute only 0.2% to 2.4% of the total number of examples. To compensate for this, we modified the random sampling procedure so that 50% of the sampled examples were in class 0 and the other 50% were in class 1. This appeared to improve performance in preliminary experiments on the training data. This strategy is called *stratified sampling* (Deming 1978, Buntine 1989, Catlett 1991, Kubat et al. 1998). Kubat et al. (1998) found that stratified sampling significantly improved the performance of C4.5 on highly skewed data, but Catlett (1991) reported mixed results.

Boosting is another popular technique for combining multiple decision trees (Freund and Schapire 1996, Quinlan 1996, Maclin and Opitz 1997). We chose to use bagging instead of boosting, because the modifications to bagging that we use here (averaging soft-threshold decision trees and stratified sampling) are simpler to apply to the bagging algorithm than to the more complicated boosting algorithm. We believe that analogous modifications would be required for boosting to perform well on this task.

6. Experiment 1: Learning to extract keyphrases with C4.5

This section presents four experiments with C4.5. In Experiment 1A, we establish a baseline for the performance of C4.5, using the configuration described in Section 5. We bag 50 trees,

generated by randomly sampling 1% of the training data, with equal numbers of samples from the two classes (keyphrase and non-keyphrase). In Experiment 1B, we vary the number of trees. In Experiment 1C, we vary the ratio of the classes. In Experiment 1D, we vary the size of the random samples.

In the baseline configuration of C4.5, we bag 50 trees, where each tree is trained on a random sample of 1% of the training data, with equal samples from both classes. The performance is measured by the average precision for each corpus, when the desired number of phrases is set to 5, 7, 9, 11, 13, and 15. The average precision for a corpus is the sum of the average precision for each document, divided by the number of documents. The precision for an individual document is the number of matches between the human-generated keyphrases and the machine-generated keyphrases, divided by the desired number of phrases. Matches are determined using the Iterated Lovins stemmer.

Figure 1 shows the baseline performance of C4.5 at various cut-offs for the desired number of extracted keyphrases. The plots show the precision for the testing data only. It appears that the e-mail model generalizes relatively well to the Aliweb and NASA corpora, but the journal model does not generalize well to the FIPS corpus (see Table 3).⁹

Table 6 shows the time required to train and test the baseline configuration of C4.5. The time includes generating the feature vectors and randomly sampling the vectors.¹⁰

Table 7 shows the phrases selected by the baseline configuration of C4.5 for three articles from the journal article testing subset. In these three examples, the desired number of phrases is set to nine. The phrases in italics match the author's phrases, according to the Iterated Lovins stemming algorithm.¹¹

Experiment 1B tests the hypothesis that bagging improves the performance of C4.5 on the task of automatic keyphrase extraction. Figure 2 shows the precision when the desired number of phrases is set to 5, 7, 9, 11, 13, and 15. The number of trees is set to 1, 25, and 50. For four of the corpora, the precision tends to rise as the number of trees increases. The exception is the FIPS corpus. As we noted for Experiment 1A, C4.5 has difficulty in generalizing from the journal article training data to the FIPS testing data.

Table 6. Experiment 1A: Training and testing time for the baseline configuration of C4.5.

Train/Test	Corpus name	Number of documents	Total time in seconds ^a	Average time in seconds
Training	Journal	55	250	60 ^b
	Email	235	89	33 ^b
Testing	Journal	20	37	1.9 ^c
	Email	76	106	1.4 ^c
	Aliweb	90	130	1.4 ^c
	NASA	141	200	1.4 ^c
	FIPS	35	86	2.5 ^c

^aTotal time for one corpus and all fifty trees.

^bAverage time for one corpus and one tree.

^cAverage time for one document and all fifty trees.

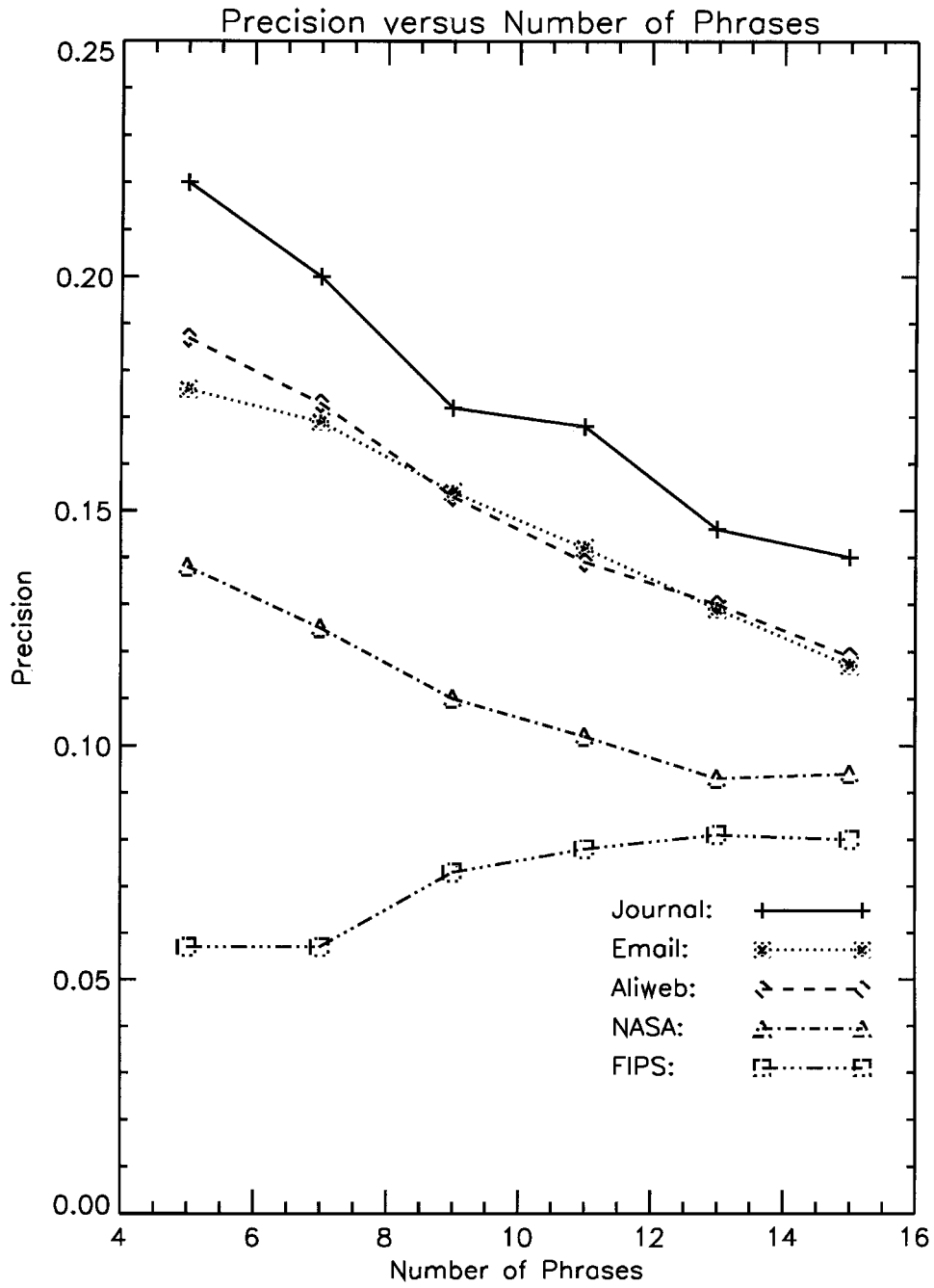


Figure 1. Experiment 1A: The baseline precision of C4.5.

Table 7. Experiment 1A: Examples of the selected phrases for three articles.

Title:	“The Base Rate Fallacy Myth”
Author’s keyphrases:	Base rate fallacy, Bayes’ theorem, decision making, ecological validity, ethics, fallacy, judgment, probability.
C4.5’s top nine keyphrases:	<i>Judgments</i> , base rates, <i>base rate fallacy</i> , <i>decision making</i> , posteriors, <i>fallacy</i> , <i>probability</i> , rate fallacy, probabilities.
Precision:	0.556
Title:	“Brain Rhythms, Cell Assemblies and Cognition: Evidence from the Processing of Words and Pseudowords”
Author’s keyphrases:	Brain theory, cell assembly, cognition, event related potentials, ERP, electroencephalograph, EEG, gamma band, Hebb, language, lexical processing, magnetoencephalography, MEG, psychophysiology, periodicity, power spectral analysis, synchrony.
C4.5’s top nine keyphrases:	Cell assemblies, <i>cognitive</i> , responses, assemblies, cognitive processing, brain functions, word processing, oscillations, cell.
Precision:	0.111
Title:	“On the Evolution of Consciousness and Language”
Author’s keyphrases:	Consciousness, language, plans, motivation, evolution, motor system.
C4.5’s top nine keyphrases:	Psychology, <i>language</i> , <i>consciousness</i> , behavior, <i>evolution</i> , cognitive psychology, Bridgeman, organization, modern cognitive psychology.
Precision:	0.333

In Table 8, we test the significance of this rising trend, using a paired t-test (Fraser 1976, Feelders and Verkooijen 1995). The table shows that, when we look at the five testing collections together, 50 trees are significantly more precise than 1 tree, when the desired number of phrases is set to 15. The only case in which 50 trees are significantly worse than 1 tree is with the FIPS collection.

Experiment 1C tests the hypothesis that stratified sampling (Deming 1978, Buntine 1989, Catlett 1991, Kubat et al. 1998) can help C4.5 handle the skewed class distribution. Figure 3 shows the precision when the percentage of examples in class 1 (positive examples of keyphrases) is set to 1%, 25%, and 50%. For at least three of the corpora, precision tends to fall as the percentage increases.

Table 9 shows that, when we look at the five testing collections together, there is a significant drop in precision when 50% of the samples are positive examples, compared to 1%. Only the email collection appears to benefit from balanced sampling of the classes. We must reject the hypothesis that stratified sampling (Deming 1978, Buntine 1989, Catlett 1991, Kubat et al. 1998) is useful for our data. Although our preliminary experiments with the training data suggested that stratified sampling would be beneficial, the hypothesis is not supported by the testing data.

Experiment 1D tests the hypothesis that sampling 1% of the training data results in better precision than larger samples. Figure 4 shows the precision when the sample size is 1%, 25%, and 50%. For three of the corpora, increasing the sample size tends to

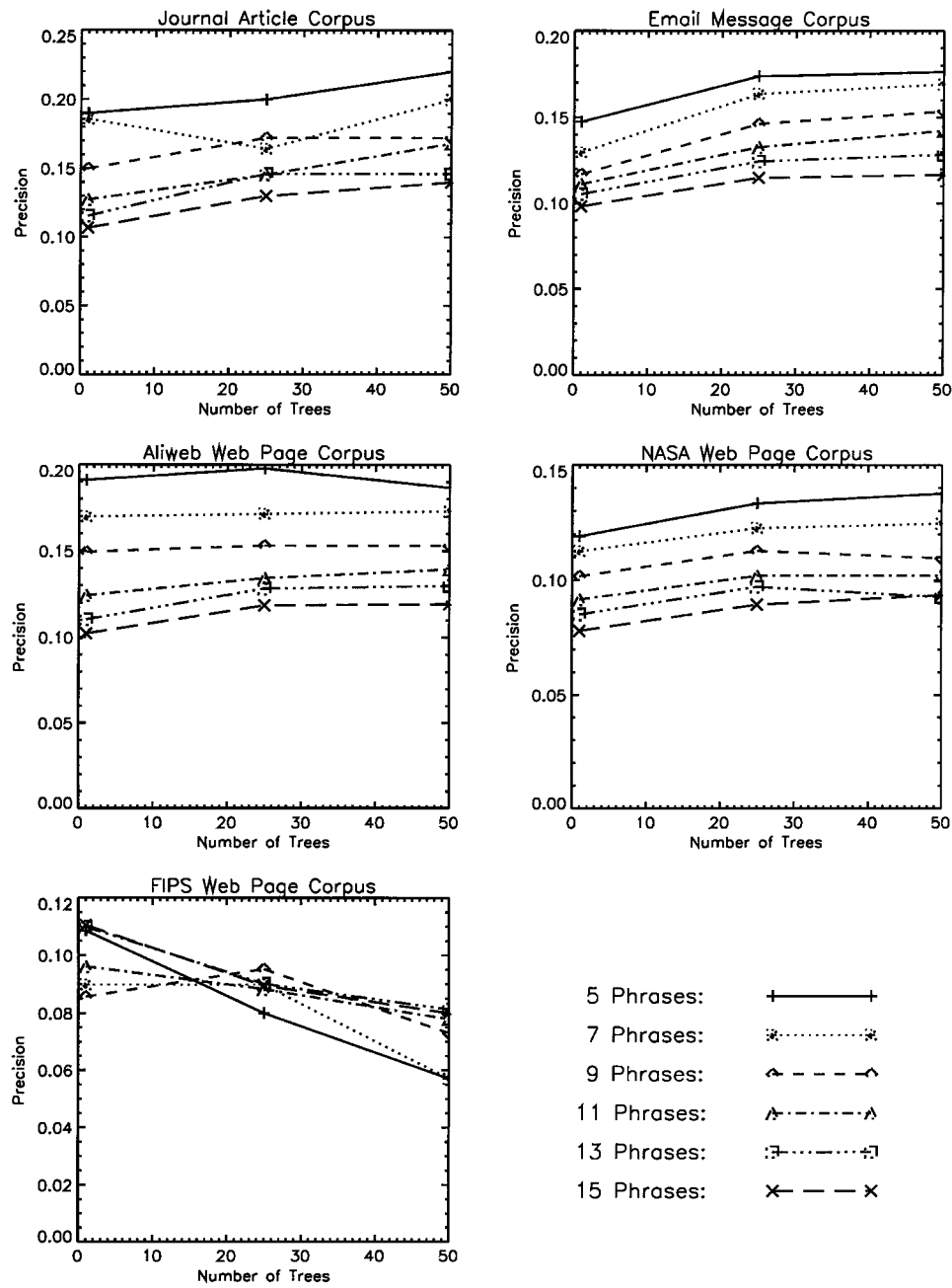


Figure 2. Experiment 1B: The effect of varying the number of trees on precision.

Table 8. Experiment 1B: A comparison of 50 trees with 1 tree.

Corpus name	Number of documents	Number of phrases	Average precision \pm Standard deviation			Significant with 95% confidence
			1 Tree	50 Trees	50 - 1	
Journal	20	5	0.190 \pm 0.229	0.220 \pm 0.182	0.030 \pm 0.218	NO
		15	0.107 \pm 0.098	0.140 \pm 0.078	0.033 \pm 0.085	NO
Email	76	5	0.147 \pm 0.151	0.176 \pm 0.160	0.029 \pm 0.141	NO
		15	0.098 \pm 0.079	0.117 \pm 0.099	0.018 \pm 0.060	YES
Aliweb	90	5	0.191 \pm 0.182	0.187 \pm 0.166	-0.004 \pm 0.164	NO
		15	0.102 \pm 0.076	0.119 \pm 0.082	0.017 \pm 0.057	YES
NASA	141	5	0.119 \pm 0.137	0.138 \pm 0.129	0.018 \pm 0.133	NO
		15	0.078 \pm 0.066	0.094 \pm 0.069	0.016 \pm 0.048	YES
FIPS	35	5	0.109 \pm 0.101	0.057 \pm 0.092	-0.051 \pm 0.148	YES
		15	0.111 \pm 0.067	0.080 \pm 0.062	-0.031 \pm 0.078	YES
All	362	5	0.146 \pm 0.158	0.155 \pm 0.151	0.009 \pm 0.151	NO
		15	0.093 \pm 0.074	0.106 \pm 0.080	0.013 \pm 0.060	YES

Table 9. Experiment 1C: A comparison of 1% positive examples with 50% positive examples.

Corpus name	Number of documents	Number of phrases	Average precision \pm Standard deviation			Significant with 95% confidence
			1% Class 1	50% Class 1	50 - 1	
Journal	20	5	0.280 \pm 0.255	0.220 \pm 0.182	-0.060 \pm 0.216	NO
		15	0.170 \pm 0.113	0.140 \pm 0.078	-0.030 \pm 0.103	NO
Email	76	5	0.161 \pm 0.160	0.176 \pm 0.160	0.016 \pm 0.145	NO
		15	0.100 \pm 0.081	0.117 \pm 0.099	0.017 \pm 0.055	YES
Aliweb	90	5	0.227 \pm 0.190	0.187 \pm 0.166	-0.040 \pm 0.135	YES
		15	0.120 \pm 0.074	0.119 \pm 0.082	-0.001 \pm 0.048	NO
NASA	141	5	0.155 \pm 0.159	0.138 \pm 0.129	-0.017 \pm 0.138	NO
		15	0.092 \pm 0.068	0.094 \pm 0.069	0.001 \pm 0.045	NO
FIPS	35	5	0.154 \pm 0.162	0.057 \pm 0.092	-0.097 \pm 0.184	YES
		15	0.141 \pm 0.066	0.080 \pm 0.062	-0.061 \pm 0.063	YES
All	362	5	0.181 \pm 0.177	0.155 \pm 0.151	-0.026 \pm 0.151	YES
		15	0.110 \pm 0.078	0.106 \pm 0.080	-0.004 \pm 0.058	NO

decrease the precision. The exceptions are the email message corpus and the FIPS web page corpus.

In Table 10, we test the significance of this trend, using a paired t-test. The table shows that, when we look at the five testing collections together, a 1% sample rate yields better precision than a 50% sample rate, when the desired number of phrases is set to 15. This

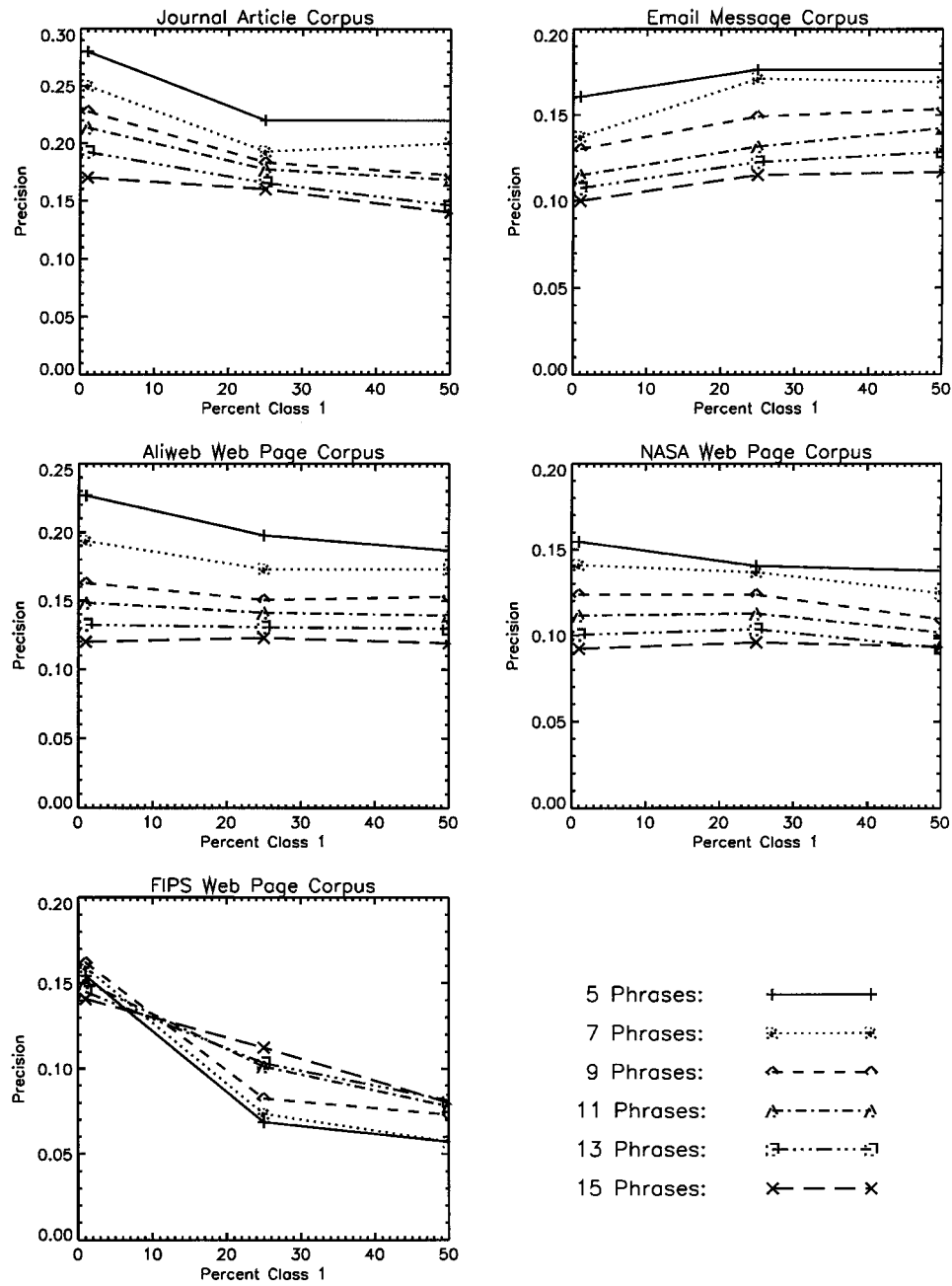


Figure 3. Experiment 1C: The effect of varying the percentage of class 1 on precision.

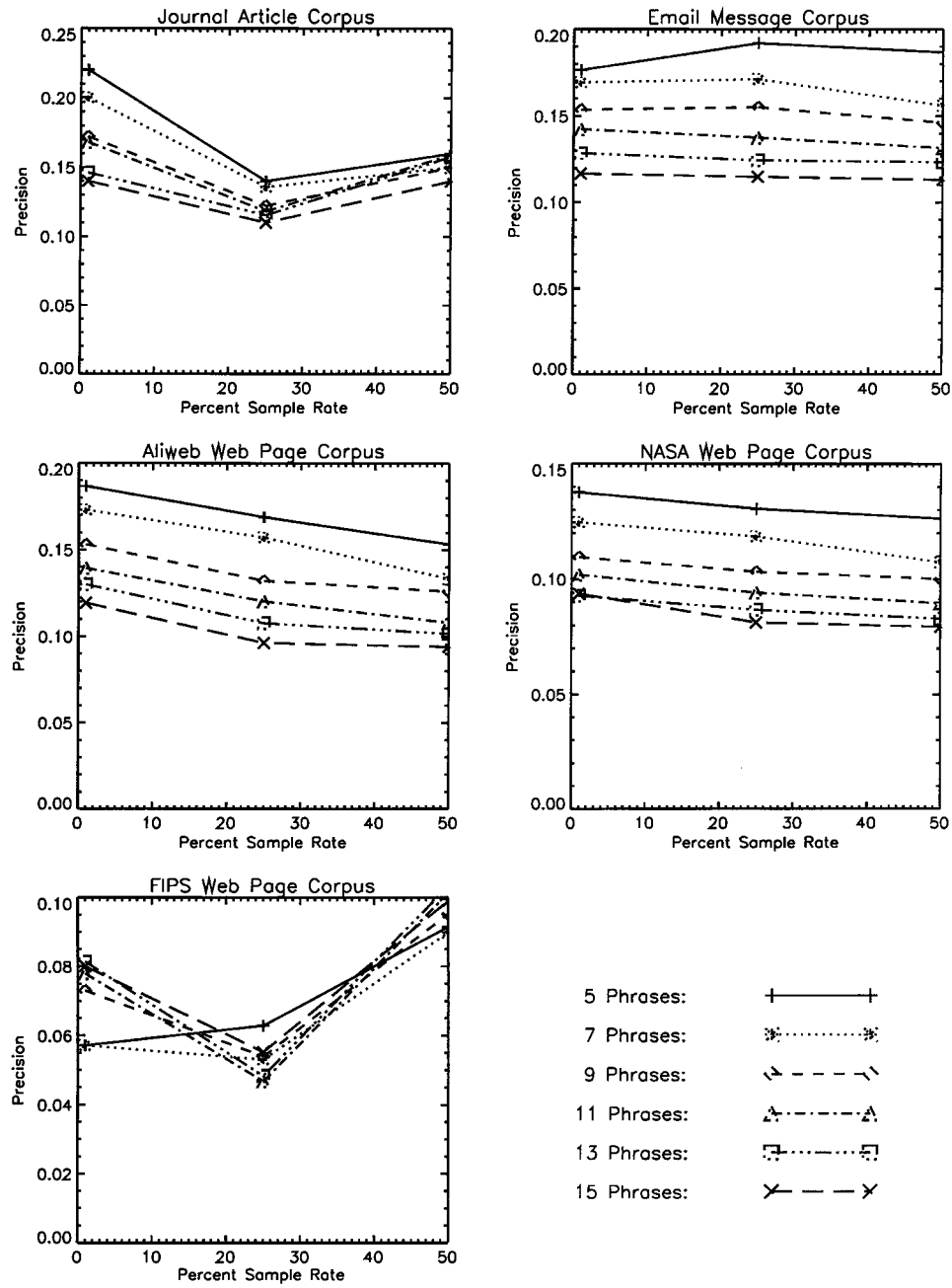


Figure 4. Experiment 1D: The effect of varying the sample rate on precision.

Table 10. Experiment 1D: A comparison of 1% sample rate with 50% sample rate.

Corpus name	Number of documents	Number of phrases	Average precision \pm Standard deviation			Significant with 95% confidence
			1% Sample rate	50% Sample rate	50 – 1	
Journal	20	5	0.220 \pm 0.182	0.160 \pm 0.139	-0.060 \pm 0.131	NO
		15	0.140 \pm 0.078	0.140 \pm 0.094	0.000 \pm 0.061	NO
Email	76	5	0.176 \pm 0.160	0.187 \pm 0.161	0.011 \pm 0.146	NO
		15	0.117 \pm 0.099	0.113 \pm 0.102	-0.004 \pm 0.062	NO
Aliweb	90	5	0.187 \pm 0.166	0.153 \pm 0.144	-0.033 \pm 0.168	NO
		15	0.119 \pm 0.082	0.094 \pm 0.071	-0.025 \pm 0.064	YES
NASA	141	5	0.138 \pm 0.129	0.126 \pm 0.136	-0.011 \pm 0.143	NO
		15	0.094 \pm 0.069	0.079 \pm 0.057	-0.014 \pm 0.055	YES
FIPS	35	5	0.057 \pm 0.092	0.091 \pm 0.112	0.034 \pm 0.133	NO
		15	0.080 \pm 0.062	0.099 \pm 0.059	0.019 \pm 0.050	YES
All	362	5	0.155 \pm 0.151	0.144 \pm 0.144	-0.010 \pm 0.150	NO
		15	0.106 \pm 0.080	0.095 \pm 0.076	-0.011 \pm 0.060	YES

supports the hypothesis that a relatively small sample size is better for bagging than a large sample. This is expected, since bagging works best when the combined models are heterogeneous (Breiman 1996a, b, Quinlan 1996). Increasing the sample size tends to make the models more homogenous.

7. GenEx: A hybrid genetic algorithm for keyphrase extraction

We have experimented with many ways of applying C4.5 to automatic keyphrase extraction. The preceding section presented a few of these experiments. During the course of our experimentation, we came to believe that a tailor-made algorithm for learning to extract keyphrases might be able to achieve better precision than a general-purpose learning algorithm such as C4.5. As we discuss in Section 10, the main insight that we gained from working with C4.5 was that we might achieve better performance in this domain if we could find a way to embed *specialized procedural domain knowledge* into our keyphrase extraction algorithm. This motivated us to develop the *GenEx* algorithm.

GenEx has two components, the *Genitor* genetic algorithm (Whitley 1989) and the *Extractor* keyphrase extraction algorithm (Turney 1997, 1999). Extractor takes a document as input and produces a list of keyphrases as output. Extractor has twelve parameters that determine how it processes the input text. In GenEx, the parameters of Extractor are tuned by the Genitor genetic algorithm (Whitley 1989), to maximize performance (fitness) on training data. Genitor is used to tune Extractor, but Genitor is no longer needed once the training process is complete. When we know the best parameter values, we can discard Genitor. Thus the learning system is called GenEx (Genitor plus Extractor) and the trained system is called Extractor (GenEx minus Genitor).

Table 11. The twelve parameters of Extractor, with types and ranges.

Parameter number	Parameter name	Parameter type	Parameter range	Number of bits
1	NUM_PHRASES ^a	Integer	[5, 15]	0 ^a
2	NUM_WORKING ^b	Integer	[25, 75]	0 ^b
3	FACTOR_TWO_ONE	Real	[1, 3]	8
4	FACTOR_THREE_ONE	Real	[1, 5]	8
5	MIN_LENGTH_LOW_RANK	Real	[0.3, 3.0]	8
6	MIN_RANK_LOW_LENGTH	Integer	[1, 20]	5
7	FIRST_LOW_THRESH	Integer	[1, 1000]	10
8	FIRST_HIGH_THRESH	Integer	[1, 4000]	12
9	FIRST_LOW_FACTOR	Real	[1, 15]	8
10	FIRST_HIGH_FACTOR	Real	[0.01, 1.0]	8
11	STEM_LENGTH	Integer	[1, 10]	4
12	SUPPRESS_PROPER	Boolean	[0, 1]	1
Total number of bits in binary string				72

^aThis parameter is set by the user to the desired value.

^bThis parameter is set to five times NUM_PHRASES.

7.1. Extractor

What follows is a conceptual description of the Extractor algorithm. For clarity, we describe Extractor at an abstract level that ignores efficiency considerations. That is, the actual Extractor software is essentially an efficient implementation of the following algorithm.¹² In the following, the twelve parameters appear in small capitals (see Table 11 for a list of the parameters). There are ten steps to the Extractor algorithm:

1. *Find Single Stems*: Make a list of all of the words in the input text. Drop words with less than three characters. Drop stop words, using a given stop word list. Convert all remaining words to lower case. Stem the words by truncating them at STEM_LENGTH characters.

The advantages of this simple form of stemming (stemming by truncation) are speed and flexibility. Stemming by truncation is much faster than either the Lovins (1968) or Porter (1980) stemming algorithms. The aggressiveness of the stemming can be adjusted by changing STEM_LENGTH. This gives Genitor control over the level of aggressiveness.

2. *Score Single Stems*: For each unique stem, count how often the stem appears in the text and note when it first appears. If the stem “evolut” first appears in the word “Evolution,” and “Evolution” first appears as the tenth word in the text, then the first appearance of “evolut” is said to be in position 10. Assign a score to each stem. The score is the number of times the stem appears in the text, multiplied by a factor. If the stem first appears before FIRST_LOW_THRESH, then multiply the frequency by FIRST_LOW_FACTOR. If the stem first appears after FIRST_HIGH_THRESH, then multiply the frequency by FIRST_HIGH_FACTOR.

Typically `FIRST_LOW_FACTOR` is greater than one and `FIRST_HIGH_FACTOR` is less than one. Thus, early, frequent stems receive a high score and late, rare stems receive a low score. This gives Genitor control over the weight of early occurrence versus the weight of frequency.

3. *Select Top Single Stems*: Rank the stems in order of decreasing score and make a list of the top `NUM_WORKING` single stems.

Cutting the list at `NUM_WORKING`, as opposed to allowing the list to have an arbitrary length, improves the efficiency of Extractor. It also acts as a filter for eliminating lower quality stems.

4. *Find Stem Phrases*: Make a list of all phrases in the input text. A phrase is defined as a sequence of one, two, or three words that appear consecutively in the text, with no intervening stop words or punctuation. Stem each phrase by truncating each word in the phrase at `STEM_LENGTH` characters.

In our corpora, phrases of four or more words are relatively rare. Therefore Extractor only considers phrases of one, two, or three words.

5. *Score Stem Phrases*: For each stem phrase, count how often the stem phrase appears in the text and note when it first appears. Assign a score to each phrase, exactly as in step 2, using the parameters `FIRST_LOW_FACTOR`, `FIRST_LOW_THRESH`, `FIRST_HIGH_FACTOR`, and `FIRST_HIGH_THRESH`. Then make an adjustment to each score, based on the number of stems in the phrase. If there is only one stem in the phrase, do nothing. If there are two stems in the phrase, multiply the score by `FACTOR_TWO_ONE`. If there are three stems in the phrase, multiply the score by `FACTOR_THREE_ONE`.

Typically `FACTOR_TWO_ONE` and `FACTOR_THREE_ONE` are greater than one, so this adjustment will increase the score of longer phrases. A phrase of two or three stems is necessarily never more frequent than the most frequent single stem contained in the phrase. The factors `FACTOR_TWO_ONE` and `FACTOR_THREE_ONE` are designed to boost the score of longer phrases, to compensate for the fact that longer phrases are expected to otherwise have lower scores than shorter phrases.

6. *Expand Single Stems*: For each stem in the list of the top `NUM_WORKING` single stems, find the highest scoring stem phrase of one, two, or three stems that contains the given single stem. The result is a list of `NUM_WORKING` stem phrases. Keep this list ordered by the scores calculated in step 2.

Now that the single stems have been expanded to stem phrases, we no longer need the scores that were calculated in step 5. That is, the score for a stem phrase (step 5) is now replaced by the score for its corresponding single stem (step 2). The reason is that the adjustments to the score that were introduced in step 5 are useful for expanding the single stems to stem phrases, but they are not useful for comparing or ranking stem phrases.

7. *Drop Duplicates*: The list of the top `NUM_WORKING` stem phrases may contain duplicates. For example, two single stems may expand to the same two-word stem phrase. Delete duplicates from the ranked list of `NUM_WORKING` stem phrases, preserving the highest ranked phrase.

For example, suppose that the stem “*evolu*” (e.g., “*evolution*” truncated at five characters) appears in the fifth position in the list of the top `NUM_WORKING` single stems and “*psych*” (e.g., “*psychology*” truncated at five characters) appears in the tenth position.

When the single stems are expanded to stem phrases, we might find that “evolu psych” (e.g., “evolutionary psychology” truncated at five characters) appears in the fifth and tenth positions in the list of stem phrases. In this case, we delete the phrase in the tenth position. If there are duplicates, then the list now has fewer than NUM_WORKING stem phrases.

8. *Add Suffixes*: For each of the remaining stem phrases, find the most frequent corresponding whole phrase in the input text. For example, if “evolutionary psychology” appears ten times in the text and “evolutionary psychologist” appears three times, then “evolutionary psychology” is the more frequent corresponding whole phrase for the stem phrase “evolu psych”. When counting the frequency of whole phrases, if a phrase has an ending that indicates a possible adjective, then the frequency for that whole phrase is set to zero. An ending such as “al”, “ic”, “ible”, etc., indicates a possible adjective. Adjectives in the middle of a phrase (for example, the second word in a three-word phrase) are acceptable; only phrases that end in adjectives are penalized. Also, if a phrase contains a verb, the frequency for that phrase is set to zero. To check for verbs, we use a list of common verbs. A word that might be either a noun or a verb is included in this list only when it is much more common for the word to appear as a verb than as a noun.

For example, suppose the input text contains “manage”, “managerial”, and “management”. If STEM_LENGTH is, say, five, the stem “manag” will be expanded to “management” (a noun), because the frequency of “managerial” will be set to zero (because it is an adjective, ending in “al”) and the frequency of “manage” will be set to zero (because it is a verb, appearing in the list of common verbs). Although “manage” and “managerial” would not be output, their presence in the input text helps to boost the score of the stem “manag” (as measured in step 2), and thereby increase the likelihood that “management” will be output.

9. *Add Capitals*: For each of the whole phrases (phrases with suffixes added), find the best capitalization, where *best* is defined as follows. For each word in a phrase, find the capitalization with the least number of capitals. For a one-word phrase, this is the best capitalization. For a two-word or three-word phrase, this is the best capitalization, unless the capitalization is inconsistent. The capitalization is said to be inconsistent when one of the words has the capitalization pattern of a proper noun but another of the words does not appear to be a proper noun (e.g., “Turing test”). When the capitalization is inconsistent, see whether it can be made consistent by using the capitalization with the second lowest number of capitals (e.g., “Turing Test”). If it cannot be made consistent, use the inconsistent capitalization. If it can be made consistent, use the consistent capitalization.

For example, given the phrase “psychological association”, the word “association” might appear in the text only as “Association”, whereas the word “psychological” might appear in the text as “PSYCHOLOGICAL”, “Psychological”, and “psychological”. Using the least number of capitals, we get “psychological Association”, which is inconsistent. However, it can be made consistent, as “Psychological Association”.

10. *Final Output*: We now have an ordered list of mixed-case (upper and lower case, if appropriate) phrases with suffixes added. The list is ordered by the scores calculated in step 2. That is, the score of each whole phrase is based on the score of the highest scoring single stem that appears in the phrase. The length of the list is at most NUM_WORKING,

and is likely less, due to step 7. We now form the final output list, which will have at most NUM_PHRASES phrases. We go through the list of phrases in order, starting with the top-ranked phrase, and output each phrase that passes the following tests, until either NUM_PHRASES phrases have been output or we reach the end of the list. The tests are (1) the phrase should not have the capitalization of a proper noun, unless the flag SUPPRESS_PROPER is set to 0 (if 0 then allow proper nouns; if 1 then suppress proper nouns); (2) the phrase should not have an ending that indicates a possible adjective; (3) the phrase should be longer than MIN_LENGTH_LOW_RANK, where the length is measured by the ratio of the number of characters in the candidate phrase to the number of characters in the average phrase, where the average is calculated for all phrases in the input text that consist of one to three consecutive non-stop words; (4) if the phrase is shorter than MIN_LENGTH_LOW_RANK, it may still be acceptable, if its rank in the list of candidate phrases is better than (closer to the top of the list than) MIN_RANK_LOW_LENGTH; (5) if the phrase fails both tests (3) and (4), it may still be acceptable, if its capitalization pattern indicates that it is probably an abbreviation; (6) the phrase should not contain any words that are most commonly used as verbs; (7) the phrase should not match any phrases in a given list of stop phrases (where “match” means equal strings, ignoring case, but including suffixes).

That is, a phrase must pass tests (1), (2), (6), (7), and at least one of tests (3), (4), and (5).

Although our experimental procedure does not consider capitalization or suffixes when comparing machine-generated keyphrases to human-generated keyphrases, steps 8 and 9 are still useful, because some of the screening tests in step 10 are based on capitalization and suffixes. Of course, steps 8 and 9 are essential when the output is for human readers.

7.2. *Genitor*

A genetic algorithm may be viewed as a method for optimizing a string of bits, using techniques that are inspired by biological evolution. A genetic algorithm works with a set of bit strings, called a *population of individuals*. The initial population is usually randomly generated. New individuals (new bit strings) are created by randomly changing existing individuals (this operation is called *mutation*) and by combining substrings from *parents* to make new *children* (this operation is called *crossover*). Each individual is assigned a score (called its *fitness*) based on some measure of the quality of the bit string, with respect to a given task. Fitter individuals get to have more children than less fit individuals. As the genetic algorithm runs, new individuals tend to be increasingly fit, up to some asymptote.

Genitor is a *steady-state* genetic algorithm (Whitley 1989), in contrast to many other genetic algorithms, such as Genesis (Grefenstette 1983, 1986), which are *generational*.¹³ A generational genetic algorithm updates its entire population in one batch, resulting in a sequence of distinct generations. A steady-state genetic algorithm updates its population one individual at a time, resulting in a continuously changing population, with no distinct generations. Typically a new individual replaces the least fit individual in the current

population. Whitley (1989) suggests that steady-state genetic algorithms tend to be more aggressive (they have greater selective pressure) than generational genetic algorithms.

7.3. *GenEx*

The parameters in Extractor are set using the standard machine learning paradigm of supervised learning. The algorithm is tuned with a dataset, consisting of documents paired with target lists of keyphrases. The dataset is divided into training and testing subsets. The learning process involves adjusting the parameters to maximize the match between the output of Extractor and the target keyphrase lists, using the training data. The success of the learning process is measured by examining the match using the testing data.

We assume that the user sets the value of `NUM_PHRASES`, the desired number of phrases, to a value between five and fifteen. We then set `NUM_WORKING` to $5 \cdot \text{NUM_PHRASES}$. The remaining ten parameters are set by Genitor. Genitor uses a binary string of 72 bits to represent the ten parameters, as shown in Table 11. We run Genitor with a population size of 50 for 1050 trials (these are default settings). Each trial consists of running Extractor with the parameter settings specified in the given binary string, processing the entire training set. The fitness measure for the binary string is based on the average precision for the whole training set. The final output of Genitor is the highest scoring binary string. Ties are broken by choosing the earlier string.

We first tried to use the average precision on the training set as the fitness measure, but GenEx discovered that it could achieve high average precision by adjusting the parameters so that less than `NUM_PHRASES` phrases were output. This is not desirable, so we modified the fitness measure to penalize GenEx when less than `NUM_PHRASES` phrases were output:

$$\text{total_matches} = \text{total number of matches between GenEx and human} \quad (1)$$

$$\text{total_machine_phrases} = \text{total number of phrases output by GenEx} \quad (2)$$

$$\text{precision} = \text{total_matches} / \text{total_machine_phrases} \quad (3)$$

$$\text{num_docs} = \text{number of documents in training set} \quad (4)$$

$$\text{total_desired} = \text{num_docs} \cdot \text{NUM_PHRASES} \quad (5)$$

$$\text{penalty} = (\text{total_machine_phrases} / \text{total_desired})^2 \quad (6)$$

$$\text{fitness} = \text{precision} \cdot \text{penalty} \quad (7)$$

The penalty factor varies between 0 and 1. It has no effect (i.e., it is 1) when the number of phrases output by GenEx equals the desired number of phrases. The penalty grows (i.e., it approaches 0) with the square of the gap between the desired number of phrases and the actual number of phrases. Preliminary experiments on the training data confirmed that this fitness measure led GenEx to find parameter values with high average precision while ensuring that `NUM_PHRASES` phrases were output.

Since `STEM_LENGTH` is modified by Genitor during the GenEx learning process, the fitness measure used by Genitor is not based on stemming by truncation. If the fitness

measure were based on stemming by truncation, a change in `STEM_LENGTH` would change the apparent fitness, even if the actual output keyphrase list remained constant. Therefore fitness is measured with the Iterated Lovins stemmer.

We ran Genitor with a *Selection Bias* of 2.0 and a *Mutation Rate* of 0.2. These are the default settings for Genitor. We used the *Adaptive Mutation* operator and the *Reduced Surrogate Crossover* operator (Whitley 1989). *Adaptive Mutation* determines the appropriate level of mutation for a child according to the hamming distance between its two parents; the less the difference, the higher the mutation rate. *Reduced Surrogate Crossover* first identifies all positions in which the parent strings differ. Crossover points are only allowed to occur in these positions.

A comparison of Extractor with the feature vectors we used with C4.5 shows that GenEx and C4.5 are learning with essentially the same feature sets. The two algorithms have access to the same information, but they learn different kinds of models of keyphrases. Here are some of the more significant differences between GenEx and C4.5 (as we have used it here):

1. Given a set of phrases with a shared single-word stem (for example, the set of phrases {"learning", "machine learning", "learnability"} shares the single-word stem "learn"), GenEx tends to choose the best member of the set, rather than choosing the whole set. GenEx first identifies the shared single-word stem (steps 1 to 3) and then looks for the best representative phrase in the set (steps 4 to 6). C4.5 tends to choose several members from the set, if it chooses any of them.¹⁴
2. GenEx can adjust the aggressiveness of the stemming, by adjusting `STEM_LENGTH`. C4.5 must take the stems that are given in the training data.¹⁵
3. C4.5 is designed to yield high accuracy. GenEx is designed to yield high precision for a given `NUM_PHRASES`. High precision does not necessarily correspond to high accuracy.
4. C4.5 uses the same model (the same set of decision trees) for all values of `NUM_PHRASES`. With C4.5, we select the top `NUM_PHRASES` most probable feature vectors, but our estimate of probability is not sensitive to the value of `NUM_PHRASES`. On the other hand, Genitor tunes Extractor differently for each desired value of `NUM_PHRASES`.
5. GenEx might output less than the desired number of phrases, `NUM_PHRASES`, but C4.5 (as we use it here) always generates exactly `NUM_PHRASES` phrases. Therefore, in the following experiments, performance is measured by the average precision, where precision is defined by (8), not by (9). Eq. (8) ensures that GenEx cannot spuriously boost its score by generating fewer phrases than the user requests.¹⁶

$$\text{precision} = \text{number of matches} / \text{desired number of machine-generated phrases} \quad (8)$$

$$\text{precision} = \text{number of matches} / \text{actual number of machine-generated phrases} \quad (9)$$

8. Experiment 2: Learning to extract keyphrases with GenEx

This set of experiments compares GenEx to C4.5. In figure 5, we compare GenEx to both the baseline configuration of C4.5 (Experiment 1A) and the best configuration of C4.5 (Experiment 1C). It is not quite fair to GenEx to use the best configuration of C4.5, because

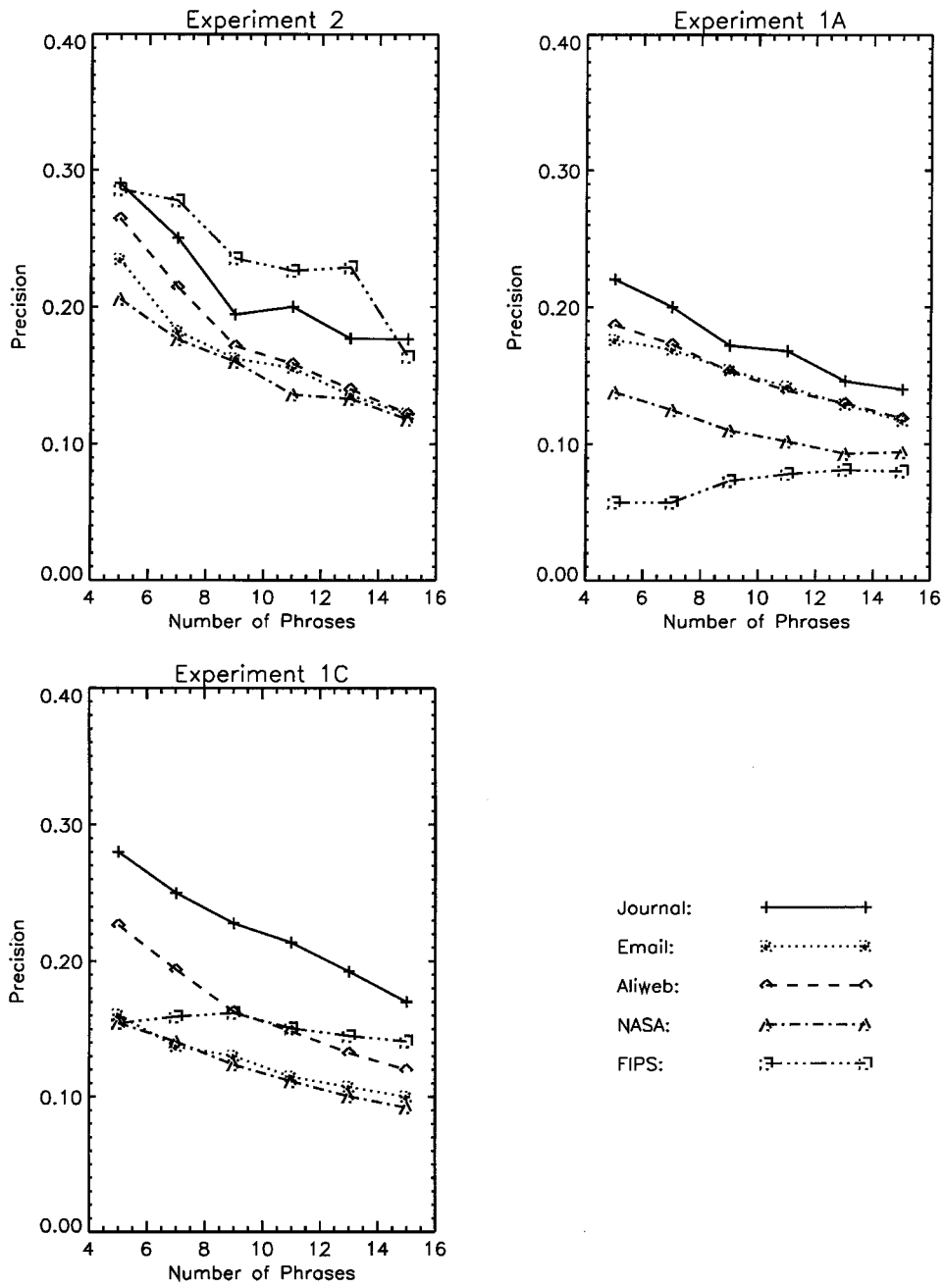


Figure 5. A comparison of GenEx (Experiment 2) with C4.5 (Experiments 1A and 1C).

Table 12. A comparison of GenEx (Experiment 2) with C4.5 (Experiment 1C).

Corpus name	Number of documents	Number of phrases	Average precision \pm Standard deviation			Significant with 95% confidence
			GenEx	C4.5 (1C)	GenEx – C4.5	
Journal	20	5	0.290 \pm 0.247	0.280 \pm 0.255	0.010 \pm 0.137	NO
		15	0.177 \pm 0.130	0.170 \pm 0.113	0.007 \pm 0.061	NO
Email	76	5	0.234 \pm 0.205	0.161 \pm 0.160	0.074 \pm 0.166	YES
		15	0.122 \pm 0.105	0.100 \pm 0.081	0.022 \pm 0.073	YES
Aliweb	90	5	0.264 \pm 0.177	0.227 \pm 0.190	0.038 \pm 0.185	NO
		15	0.122 \pm 0.077	0.120 \pm 0.074	0.002 \pm 0.077	NO
NASA	141	5	0.206 \pm 0.172	0.155 \pm 0.159	0.051 \pm 0.136	YES
		15	0.118 \pm 0.080	0.092 \pm 0.068	0.026 \pm 0.068	YES
FIPS	35	5	0.286 \pm 0.170	0.154 \pm 0.162	0.131 \pm 0.222	YES
		15	0.164 \pm 0.078	0.141 \pm 0.066	0.023 \pm 0.081	NO
All	362	5	0.239 \pm 0.187	0.181 \pm 0.177	0.058 \pm 0.167	YES
		15	0.128 \pm 0.089	0.110 \pm 0.078	0.018 \pm 0.073	YES

we only know that it is the best by looking at the testing data, but GenEx does not have the advantage of any information from the testing data. However, the performance of GenEx is good enough that we can afford to be generous to C4.5.

Figure 5 shows the average precision on each testing corpus, with the desired number of phrases set to 5, 7, 9, 11, 13, and 15. In Table 12, we test the significance of the difference between GenEx and the best configuration of C4.5. The table shows that, when we look at the five testing collections together, GenEx is significantly more precise. There is no case in which the performance of GenEx is below the performance of C4.5.

Table 13 shows the training and testing time for GenEx. For ease of comparison, we have reproduced the comparable times from Table 6. Unlike C4.5, GenEx was trained separately for each of the six values of NUM_PHRASES, 5, 7, 9, 11, 13, and 15. In comparison with C4.5, GenEx is much slower to train, but also much faster after it has been trained. (The same computer was used for timing C4.5 and GenEx.)

Table 14 presents some examples of the phrases selected by GenEx, when NUM_PHRASES is set to nine. Matches with the authors (according to the Iterated Lovins stemming algorithm) are in italics.

9. Experiment 3: Human evaluation of GenEx keyphrases

It is not obvious whether a precision of, say, 29% for five phrases is good or bad. We believe that it is useful to know that one algorithm has a precision of 29% (for a given corpus and a given desired number of phrases) while another algorithm has a precision of 15% (for the same corpus and the same number of phrases), but a precision of 29% has no significance by

Table 13. Training and testing time for GenEx and C4.5.

Train/Test	Corpus name	Number of documents	Total time ^a		Average time ^b	
			GenEx	C4.5	GenEx	C4.5
Training	Journal	55	48:28:03	00:04:10	08:04:40	00:04:10
	Email	235	14:54:15	00:01:29	02:29:02	00:01:29
Testing	Journal	20	5	37	0.25	1.9
	Email	76	4	106	0.05	1.4
	Aliweb	90	6	130	0.07	1.4
	NASA	141	8	200	0.06	1.4
	FIPS	35	12	86	0.34	2.5

^aFor Training: Total time for one corpus and all six values of NUM_PHRASES in hours:minutes:seconds; for Testing: Total time for one corpus and one value of NUM_PHRASES in seconds.

^bFor Training: Average time for one corpus and one value of NUM_PHRASES in hours:minutes:seconds; for Testing: Average time for one document and one value of NUM_PHRASES in seconds.

Table 14. Experiment 2: Examples of the selected phrases for three articles from *Psychology*.

Title:	“The Base Rate Fallacy Myth”
Author’s keyphrases:	Base rate fallacy, Bayes’ theorem, decision making, ecological validity, ethics, fallacy, judgment, probability.
GenEx’s top nine keyphrases:	Base rates, <i>judgments</i> , <i>probability</i> , decision, <i>base rate fallacy</i> , prior, experiments, <i>decision making</i> , probabilistic information.
Precision:	0.444
Title:	“Brain Rhythms, Cell Assemblies and Cognition: Evidence from the Processing of Words and Pseudowords”
Author’s keyphrases:	Brain theory, cell assembly, cognition, event related potentials, ERP, electroencephalograph, EEG, gamma band, Hebb, language, lexical processing, magnetoencephalography, MEG, psychophysiology, periodicity, power spectral analysis, synchrony.
GenEx’s top nine keyphrases:	Neurons, pseudowords, responses, cell assemblies, ignition, activation, brain, cognitive processing, gamma-band responses.
Precision:	0.000
Title:	“On the Evolution of Consciousness and Language”
Author’s keyphrases:	consciousness, language, plans, motivation, evolution, motor system.
GenEx’s top nine keyphrases:	<i>Plans</i> , <i>consciousness</i> , <i>language</i> , planning, psychology, behavior, memory, cognitive psychology, plan-executing.
Precision:	0.333

itself. What we would really like to know is, what percentage of the keyphrases generated by GenEx are acceptable to a human reader? The following experiment suggests that the answer to this question is that, on average, about 80% of the keyphrases extracted by GenEx are acceptable to a human reader.

We created an on-line demonstration of GenEx on the web. The demonstration allows the user to enter any URL for processing. The software then downloads the HTML at the given

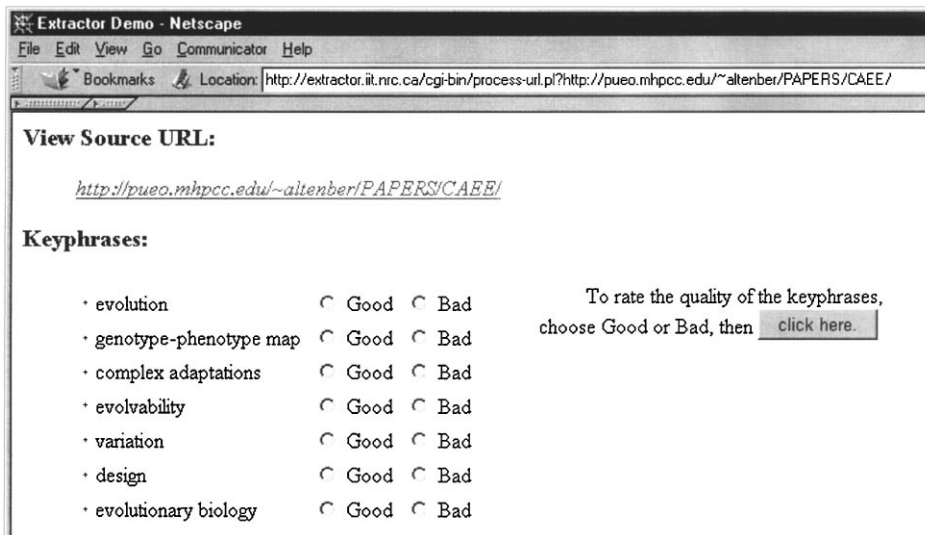


Figure 6. This is an illustration of the on-line interface to Extractor. In this example, the user has entered a URL and the resulting keyphrases are displayed. The user may rate the quality of the keyphrases as “good” or “bad”. It is not necessary to rate all or any of the keyphrases.

URL and sends it to Extractor. Extractor uses the parameter values that were learned from the training sets discussed here. For web pages with less than 3000 words, Extractor used the parameters learned from the Email Messages corpus. For web pages with 3000 words or more, Extractor used the parameters learned from the Journal Article corpus. The keyphrases are shown to the user, who may then rate each keyphrase as “good” or “bad”. Some or all keyphrases may be left unrated (we call this “no opinion”). The number of keyphrases is fixed at seven, to keep the interface simple. Part of the interface is shown in figure 6.

Over a seven-month period, visitors to our web site rated keyphrases generated from 385 different web pages. For this experiment, we deleted from our log of ratings all ratings by NRC employees (who may be biased towards Extractor) and all ratings of web pages in languages other than English. (Extractor 5.0, the current version at the time of writing, works with documents in English, French, German, and Japanese.) We were left with evaluations for keyphrases from 267 web pages, as summarized in Table 15.

We interpret the data as supporting the hypothesis that about 80% of the keyphrases are acceptable, on average (*acceptable* meaning *not bad*). The voters were anonymous (we have only their IP addresses) and self-selected. There was no reward for voting and no reason for giving false information. The only instructions to the voters were the words that are displayed in figure 6.

10. Discussion

We have presented two approaches to the task of learning to extract keyphrases from text. The first approach was to apply the C4.5 decision tree induction algorithm (Quinlan 1993), using

Table 15. Human evaluation of automatically generated keyphrases for web pages.

Number of voters:	205	
Number of documents:	267	
Number of keyphrases:	1869	
Maximum documents per voter:	5	
Good:	1159	62.0%
Bad:	339	18.1%
No Opinion:	371	19.9%
Acceptable (Good + No Opinion):	1530	81.9%

soft-thresholds (Carter and Catlett 1987, Quinlan 1987, 1990, 1993), bagging (Breiman 1996a, b, Quinlan 1996) and stratified sampling (Deming 1978, Buntine 1989, Catlett 1991, Kubat et al. 1998). The experiments support the claim that bagging is helpful for this task, but stratified sampling is not helpful.

Our experience with C4.5 led us to suspect that a custom-designed algorithm might perform better than the general-purpose C4.5 algorithm. Our second approach was to use the Genitor genetic algorithm (Whitley 1989) to tune the parameters in a special-purpose, parameterized keyphrase extraction algorithm (Extractor). We presented the GenEx algorithm and experiments that support the claim that GenEx performs better than C4.5.

C4.5 has become a standard benchmark in machine learning research for evaluating the performance of supervised classification algorithms. We believe that a thorough effort to apply C4.5, using nine different configurations, is more significant and interesting than a cursory examination of several alternative machine learning algorithms.

One way to contrast C4.5 (as we used it here) and GenEx is to compare how they use domain knowledge. There are two types of domain knowledge implicit in our use of C4.5. The design of the feature vectors (Table 4) clearly involves a significant amount of domain knowledge. The use of soft-thresholds, bagging, and stratified sampling incorporates another kind of domain knowledge. We can characterize the first type of domain knowledge as *declarative* and the second type as *procedural*. Similarly, the GenEx algorithm embodies both declarative and procedural domain knowledge. C4.5 and GenEx embody essentially the same declarative knowledge, about the kinds of features that are relevant for detecting keyphrases, but GenEx contains much more specialized and detailed procedural domain knowledge than C4.5. Soft-thresholds, bagging, and stratified sampling are useful for many tasks besides keyphrase extraction, but the ten steps of the Extractor algorithm are intended specifically for keyphrase extraction. In our application of C4.5, we avoided using any specialized procedural domain knowledge. The experimental results support the view that specialized procedural domain knowledge is valuable for learning to extract keyphrases from text.

As we mentioned earlier (in Section 3), in the time since we submitted this paper, Frank et al. (1999) developed *Kea*, which takes a Bayesian approach to keyphrase extraction. *Kea* includes procedural domain knowledge, in the form of a final post-processing operation. A candidate keyphrase is eliminated if it is contained within another candidate keyphrase that has a higher score. Frank et al. (1999) compare GenEx, *Kea*, and C4.5, when both *Kea* and C4.5 include their post-processing operation. On their corpora (a subset of our corpora), they

found no statistically significant differences among the three algorithms. These results also support the importance of specialized procedural domain knowledge. The results suggest that the amount of procedural domain knowledge that is required for good performance on this task may be smaller than we suspected.

We believe that precision (the percentage of the machine-generated keyphrases that match the human-generated keyphrases) is a good measure for comparing keyphrase extraction algorithms (assuming they are compared using the same documents and extracting the same number of keyphrases), but precision does not capture the subjective quality of the keyphrases. Although our precision never went above 30%, human evaluation of the quality of the machine-generated keyphrases suggests that about 80% of the keyphrases are of acceptable quality.

11. Future work and limitations

A limitation of our approach is that authors often use synonyms, to avoid boring the reader with repetition. Unfortunately, repetition is a major clue for GenEx and C4.5 (using the features in Table 4) that a candidate phrase is a keyphrase. We believe that the results could be significantly improved by adding some kind of synonym detection to the keyphrase extraction algorithms.

Extractor 5.0 (the current version at the time of writing) works with documents in English, French, German, and Japanese (Mathieu 1999). We are currently working on adding Spanish and Korean. We are also working on adding sentence extraction capability, in addition to the existing phrase extraction capability (Luhn 1958, Edmundson 1969, Marsh et al. 1984, Paice 1990, Paice and Jones 1993, Johnson et al. 1993, Salton et al. 1994, Kupiec et al. 1995, Brandow et al. 1995, Jang and Myaeng 1997).

12. Conclusion

The experimental results support the claim that specialized procedural domain knowledge is valuable for learning to extract keyphrases from text. A keyphrase extraction algorithm incorporating such specialized knowledge (GenEx) performed significantly better than an algorithm without such knowledge (C4.5).

Extractor can make a keyphrase list for an average journal article in one quarter of a second (Table 13). The speed of Extractor makes it possible to use keyphrases in applications where it would not be economically feasible to use human-generated keyphrases. Subjective human evaluation of the keyphrases generated by Extractor suggests that about 80% of the keyphrases are acceptable to human readers. This level of performance should be satisfactory for a wide variety of applications.

Acknowledgments

Thanks to the anonymous referees of *Information Retrieval* for their very helpful comments on this paper. Thanks to Elaine Sin of the University of Calgary for creating the keyphrases for the email message corpus. Thanks to Jérôme Mathieu of Tetranet Software (previously

of NRC) for suggesting the user feedback mechanism illustrated in figure 6. Thanks to my colleagues at NRC and the University of Ottawa for their support, encouragement, and constructive criticism.

Notes

1. To access the metadata template in Word 97, select *File* and then *Properties*. To automatically fill the *Keywords* field, select *Tools* and then *Auto Summarize*. (This is not obvious from the Word 97 documentation.) Microsoft and Word 97 are trademarks or registered trademarks of Microsoft Corporation.
2. Microsoft and Verity use proprietary techniques for keyphrase extraction. It appears that their techniques do not involve machine learning. Verity and Search 97 are trademarks or registered trademarks of Verity Inc.
3. Tetrinet has licensed our keyphrase extraction software for use in their products. Tetrinet, Metabot, and Wisobot are trademarks or registered trademarks of Tetrinet Software. For experimental comparisons of Word 97 and Search 97 with our own work, see Turnney (1997, 1999).
4. Extractor is an Official Mark of the National Research Council of Canada. Patent applications have been submitted for Extractor.
5. We used an implementation of the Porter (1980) stemming algorithm written in Perl, by Jim Richardson, at the University of Sydney, Australia. This implementation includes some extensions to Porter's original algorithm, to handle British spelling. It is available at <http://www.maths.usyd.edu.au:8000/jimr.html>. For the Lovins (1968) stemming algorithm, we used an implementation written in C, by Linh Huynh. This implementation is part of the MG (Managing Gigabytes) search engine, which was developed by a group of people in Australia and New Zealand. The MG code is available at <http://www.cs.mu.oz.au/mg/>.
6. The URL is <http://www.nexor.com/public/aliweb/search/doc/form.html>.
7. Available at http://tag-www.larc.nasa.gov/tops/tops_text.html.
8. Available at <http://www.itl.nist.gov/div897/pubs/>.
9. The increasing slope of the curve for the FIPS corpus appears to be a statistical anomaly. Figure 5 shows a flatter slope for FIPS in Experiment 1C, in which we modify the stratified sampling procedure, although the slope is still somewhat unusual.
10. The decision tree routines were written by Quinlan (1993). We wrote the feature vector generation routines and the random sampling routines. The code was carefully written for speed. All of the code was written in C and executed on a Pentium II 233 running Windows NT 4.0.
11. The duplication of "probability" and "probabilities" in C4.5's keyphrases for the first document is due to the limitations of the Iterated Lovins stemming algorithm (see Table 1). Usually duplication of this kind is eliminated during the formation of the feature vectors (see Section 5), since there is only one vector for each unique stemmed phrase.
12. Extractor is written in C. A demonstration version of Extractor is available at <http://extractor.iit.nrc.ca/>. The demonstration version has been trained already; it does not allow the user to make any adjustments.
13. The source code for Genitor (written in C) is available at <ftp://ftp.cs.colostate.edu/pub/GENITOR.tar>.
14. It would be possible to add a post-processing step that winnows the phrases selected by C4.5, but this would be a step down the path that leads from the general-purpose C4.5 algorithm to the custom-made GenEx algorithm. See the discussion in Section 10.
15. Again, it would be possible to adjust the stemming procedure externally, by cross-validation, but this is another step down the path that leads from C4.5 to GenEx.
16. If GenEx does generate fewer than NUM_PHRASES phrases, then we could randomly select further phrases until we have NUM_PHRASES phrases. Thus (8) does not misrepresent the performance GenEx. Note that we do not use the fitness measure (7) to evaluate the performance to GenEx.

References

- Brandow R, Mitze K and Rau LR (1995) The automatic condensation of electronic publications by sentence selection. *Information Processing and Management*, 31(5):675–685.

- Breiman L (1996a) Arcing Classifiers. Technical Report 460, University of California at Berkeley, Statistics Department.
- Breiman L (1996b) Bagging predictors. *Machine Learning*, 24(2):123–140.
- Buntine W (1989) Stratifying samples to improve learning. In: *Proceedings of the IJCAI-89 Workshop on Knowledge Discovery in Databases*, Detroit, Michigan.
- Carter C and Catlett J (1987) Assessing credit card applications using machine learning. *IEEE Expert*, Fall issue, 71–79.
- Catlett J (1991) Megainduction: Machine learning on very large databases. PhD Dissertation, University of Sydney, Basser Department of Computer Science.
- Croft WB, Turtle H and Lewis D (1991) The use of phrases and structured queries in information retrieval. In: *SIGIR-91: Proceedings of the 14th Annual International ACM SIGIR Conference on Research and Development in Information Retrieval*, New York, ACM, pp. 32–45.
- Deming WE (1978) Sample surveys: The field. In: William H, Kruskal and Judith M Tanur, Eds., *International Encyclopedia of Statistics*. Free Press, New York.
- Edmundson HP (1969) New methods in automatic extracting. *Journal of the Association for Computing Machinery*, 16(2):264–285.
- Fagan JL (1987) Experiments in automatic phrase indexing for document retrieval: A comparison of syntactic and non-syntactic methods. PhD Dissertation, Cornell University, Department of Computer Science, Report #87-868, Ithaca, New York.
- Feelders A and Verkooijen W (1995) Which method learns the most from data? Methodological issues in the analysis of comparative studies. In: *Fifth International Workshop on Artificial Intelligence and Statistics*, Ft. Lauderdale, Florida, pp. 219–225.
- Field BJ (1975) Towards automatic indexing: Automatic assignment of controlled-language indexing and classification from free indexing. *Journal of Documentation*, 31(4):246–265.
- Frank E, Paynter GW, Witten IH, Gutwin C and Nevill-Manning CG (1999) Domain-specific keyphrase extraction. In: *Proceedings of the Sixteenth International Joint Conference on Artificial Intelligence (IJCAI-99)*, Morgan Kaufmann, California, pp. 668–673.
- Fraser DAS (1976) *Probability and Statistics: Theory and Applications*. Duxbury Press, Massachusetts.
- Freund Y and Schapire RE (1996) Experiments with a new boosting algorithm. In: *Machine Learning: Proceedings of the Thirteenth International Conference (ICML-96)*, Morgan Kaufmann, California, pp. 148–156.
- Ginsberg A (1993) A unified approach to automatic indexing and information retrieval. *IEEE Expert*, 8:46–56.
- Grefenstette JJ (1983) A user's guide to GENESIS. Technical Report CS-83-11, Vanderbilt University, Computer Science Department.
- Grefenstette JJ (1986) Optimization of control parameters for genetic algorithms. *IEEE Transactions on Systems, Man, and Cybernetics*, 16:122–128.
- Gutwin C, Paynter GW, Witten IH, Nevill-Manning CG and Frank E (1999) Improving browsing in digital libraries with keyphrase indexes. *Decision Support Systems*, 27:81–104.
- Jang D-H and Myaeng SH (1997) Development of a document summarization system for effective information services. In: *RIAO 97 Conference Proceedings: Computer-Assisted Information Searching on Internet*, Montreal, Canada, pp. 101–111.
- Johnson FC, Paice CD, Black WJ and Neal AP (1993) The application of linguistic processing to automatic abstract generation. *Journal of Document and Text Management*, 1:215–241.
- Krovetz R (1993) Viewing morphology as an inference process. In: *Proceedings of the Sixteenth Annual International ACM SIGIR Conference on Research and Development in Information Retrieval, SIGIR'93*, pp. 191–203.
- Krulwich B and Burkey C (1996) Learning user information interests through the extraction of semantically significant phrases. In: Hearst M and Hirsh H, Eds., *AAAI 1996 Spring Symposium on Machine Learning in Information Access*. AAAI Press, California.
- Krupka G (1995) SRA: Description of the SRA system as used for MUC-6. In: *Proceedings of the Sixth Message Understanding Conference*, Morgan Kaufmann, California.
- Kubat M, Holte R and Matwin S (1998) Machine learning for the detection of oil spills in satellite radar images. *Machine Learning*, 30(2/3):195–215.
- Kupiec J, Pedersen J and Chen F (1995) A trainable document summarizer. In: Fox EA, Ingwersen P and Fidel R, Eds., In: *SIGIR-95: Proceedings of the 18th Annual International ACM SIGIR Conference on Research and Development in Information Retrieval*, ACM, New York, pp. 68–73.

- Leung C-H and Kan W-K (1997) A statistical learning approach to automatic indexing of controlled index terms. *Journal of the American Society for Information Science*, 48(1):55–66.
- Lovins JB (1968) Development of a stemming algorithm. *Mechanical Translation and Computational Linguistics*, 11:22–31.
- Luhn HP (1958) The automatic creation of literature abstracts. *I.B.M. Journal of Research and Development*, 2(2):159–165.
- Maclin R and Opitz D (1997) An empirical evaluation of bagging and boosting. In: *Proceedings of the Fourteenth National Conference on Artificial Intelligence (AAAI-97)*, AAAI Press, pp. 546–551.
- Marsh E, Hamburger H and Grishman R (1984) A production rule system for message summarization. In: *AAAI-84, Proceedings of the American Association for Artificial Intelligence*, AAAI Press/MIT Press, Cambridge, MA, pp. 243–246.
- Mathieu J (1999) Adaptation of a keyphrase extractor for Japanese text. In: *Proceedings of the 27th Annual Conference of the Canadian Association for Information Science (CAIS-99)*, Sherbrooke, Quebec, pp. 182–189.
- MUC-3 (1991) In: *Proceedings of the Third Message Understanding Conference*, Morgan Kaufmann, California.
- MUC-4 (1992) In: *Proceedings of the Fourth Message Understanding Conference*, Morgan Kaufmann, California.
- MUC-5 (1993) In: *Proceedings of the Fifth Message Understanding Conference*, Morgan Kaufmann, California.
- MUC-6 (1995) In: *Proceedings of the Sixth Message Understanding Conference*, Morgan Kaufmann, California.
- Muñoz A (1996) Compound key word generation from document databases using a hierarchical clustering ART model. *Intelligent Data Analysis*, 1(1): Elsevier, Amsterdam.
- Nakagawa H (1997) Extraction of index words from manuals. In: *RIAO 97 Conference Proceedings: Computer-Assisted Information Searching on Internet*, Montreal, Canada, pp. 598–611.
- Paice CD (1990) Constructing literature abstracts by computer: Techniques and prospects. *Information Processing and Management*, 26(1):171–186.
- Paice CD and Jones PA (1993) The identification of important concepts in highly structured technical papers. In: *SIGIR-93: Proceedings of the 16th Annual International ACM SIGIR Conference on Research and Development in Information Retrieval*, ACM, New York, pp. 69–78.
- Porter MF (1980) An algorithm for suffix stripping. *Program; Automated Library and Information Systems*, 14(3):130–137.
- Quinlan JR (1987) Decision trees as probabilistic classifiers. In: P Langley, Ed., *Proceedings of the Fourth International Workshop on Machine Learning*, Morgan Kaufmann, California, pp. 31–37.
- Quinlan JR (1990) Probabilistic decision trees. In: Kodratoff Y and Michalski RS, Eds., *Machine Learning: An Artificial Intelligence Approach, Volume III*, Morgan Kaufmann, California, pp. 140–152.
- Quinlan JR (1993) *C4.5: Programs for Machine Learning*, Morgan Kaufmann, California.
- Quinlan JR (1996) Bagging, boosting, and C4.5. In: *Proceedings of the Thirteenth National Conference on Artificial Intelligence (AAAI-96)*, AAAI Press, pp. 725–730.
- Salton G (1988) Syntactic approaches to automatic book indexing. In: *Proceedings of the 26th Annual Meeting of the Association for Computational Linguistics*, ACM, New York, pp. 120–138.
- Salton G, Allan J, Buckley C and Singhal A (1994) Automatic analysis, theme generation, and summarization of machine-readable texts. *Science*, 264:1421–1426.
- Soderland S and Lehnert W (1994) Wrap-Up: A trainable discourse module for information extraction. *Journal of Artificial Intelligence Research*, 2:131–158.
- Sparck Jones K (1973) Does indexing exhaustivity matter? *Journal of the American Society for Information Science*, September–October, 313–316.
- Steier AM and Belew RK (1993) Exporting phrases: A statistical analysis of topical language. In: R Casey and B Croft, Eds., *Second Symposium on Document Analysis and Information Retrieval*, pp. 179–190.
- Turney PD (1997) Extraction of keyphrases from text: Evaluation of four algorithms. National Research Council, Institute for Information Technology, Technical Report ERB-1051.
- Turney PD (1999) Learning to extract keyphrases from text. National Research Council, Institute for Information Technology, Technical Report ERB-1057.
- Whitley D (1989) The GENITOR algorithm and selective pressure. In: *Proceedings of the Third International Conference on Genetic Algorithms (ICGA-89)*, Morgan Kaufmann, California, pp. 116–121.