

# Size-Dependent Materials Properties Toward a Universal Equation

G. Guisbiers

Received: 11 March 2010 / Accepted: 15 April 2010 / Published online: 4 May 2010  
© The Author(s) 2010. This article is published with open access at Springerlink.com

**Abstract** Due to the lack of experimental values concerning some material properties at the nanoscale, it is interesting to evaluate this theoretically. Through a “top–down” approach, a universal equation is developed here which is particularly helpful when experiments are difficult to lead on a specific material property. It only requires the knowledge of the surface area to volume ratio of the nanomaterial, its size as well as the statistic (Fermi–Dirac or Bose–Einstein) followed by the particles involved in the considered material property. Comparison between different existing theoretical models and the proposed equation is done.

**Keywords** Nanomaterials · Size effect · Shape effect · Theory · Top–down

## Introduction

Understanding how materials behave at tiny length scales is crucial for developing future nanotechnologies. The advances in nanomaterials modeling coupled with new characterization tools are the key to study new properties and capabilities and then to design devices with improved performance [1]. This study of size and shape effects on material properties has attracted enormous attention due to their scientific and industrial importance [2–4]. Nanomaterials have different properties from the bulk due to their high surface area over volume ratio and possible appearance of quantum effects at the nanoscale [5–7]. The

determination of nanomaterials properties is still in its infancy and many materials properties are unknown or ill-characterized at the nanoscale [8, 9]. Therefore, modeling different phenomena by only one general equation could be particularly helpful at the nanoscale when experimental data is lacking.

## Theory

When modeling nanomaterials, there exist two main approaches. In the “top–down” approach, one looks at the variation of the properties of systems that change when going from the macro to the nano dimensions. At the opposite, in the “bottom–up” approach, one starts from atoms and one adds more and more atoms, in order to see how the properties are modified. The first makes use of classical thermodynamics, whereas the second relies on computational methods like molecular dynamics. Molecular dynamics generally considers less than one million atoms [10] in order to keep calculation time within reasonable values. This factor limits the nanostructure size modeled until values around 100 nm [11]. By using classical thermodynamics, the “top–down” approach ceases to be valid when thermal energy  $kT$  becomes smaller than the energetic gap between two successive levels,  $\delta$ . Generally for metals, according to Halperin [12], when  $\delta/k \sim 1$  K, the band energy splitting appears for diameter values between  $\sim 4$ –20 nm depending on the material considered. When  $\delta/k \sim 100$  K, this diameter is between  $\sim 1$  and 4 nm in agreement with the value announced by Wautelet et al. [13]. The size limit considered in this manuscript will be 4 nm. Therefore, the “top–down” approach emerges as a simple complementary method which can give useful insights into nanosciences and nanotechnology.

G. Guisbiers (✉)  
UCL, Institute of Mechanics, Materials and Civil Engineering,  
2 Place Sainte Barbe, 1348 Louvain-La-Neuve, Belgium  
e-mail: gregory.guisbiers@physics.org

Adopting a “top–down” approach, the following equation has been proposed in a previous paper [14] to describe size and shape effects on characteristic temperatures at the nanoscale. This equation predicts the melting temperature, Debye temperature, Curie temperature and superconducting temperature of nanomaterials according to the spin of the particles involved in the considered material property. The ratio of the size/shape-dependent characteristic temperature,  $T_X$ , over the characteristic bulk temperature,  $T_{X,\infty}$ , is given by:

$$T_X/T_{X,\infty} = [1 - \alpha_{\text{shape}}/D]^{1/2S} \tag{1}$$

where  $X$  represents melting, Debye, Curie or superconducting.  $\alpha_{\text{shape}}$  is the parameter quantifying the size effect on the material property and depending on the nanostructure’s shape.  $\alpha_{\text{shape}}$  is defined as  $\alpha_{\text{shape}} = [D(\gamma_s - \gamma_l)/\Delta H_{m,\infty}](A/V)$  where  $A/V$  is the surface area over volume ratio,  $\Delta H_{m,\infty}$  is the bulk melting enthalpy and  $\gamma_{s(l)}$  the surface energy in the solid (liquid) phase.  $D$  is the size of the nanostructure.  $S$  equals to one half or one if the particles involved in the considered phenomena follow a statistic of Fermi–Dirac or Bose–Einstein. For melting and ferromagnetism (Curie),  $S$  equals to one-half, whereas for superconducting and vibration (Debye)  $S$  equals to one.

One of the most important property from which we can derive almost all the thermodynamic properties of materials is the cohesive energy [15]. Indeed, the cohesive energy is responsible for the atomic structure, thermal stability, atomic diffusion, crystal growth and many other properties [6, 16]. It is related to the melting temperature, activation energy of diffusion and vacancy formation energy by the following relation [15, 17, 18]:

$$\frac{E_c}{E_{c,\infty}} = \frac{E_a}{E_{a,\infty}} = \frac{E_v}{E_{v,\infty}} = \frac{T_m}{T_{m,\infty}} \tag{2}$$

The cohesive energy is the energy required to break the atoms of a solid into isolated atomic species. The activation energy of diffusion is the energy required to activate the diffusion of one atom. The vacancy formation energy is the energy required to produce one vacancy i.e. a Schottky defect. All the particles involved in the cohesive energy, activation energy of diffusion and vacancy formation energy are electrons, characterized by a half integer spin, and obey then to a Fermi–Dirac statistic (Table 1).

By combining Eqs. 1 and 2, this suggests an extension of the universal relation developed for characteristic temperatures to other properties as the cohesive energy which is one of the most important material properties.

$$\xi/\xi_\infty = [1 - \alpha_{\text{shape}}/D]^{1/2S} \tag{3}$$

where  $\xi$  represents the size/shape-dependent material property and  $\xi_\infty$  represents the bulk material property. The material properties considered here are the melting temperature, Curie temperature, Debye temperature, superconductive temperature, cohesive energy, activation energy of diffusion, vacancy formation energy.

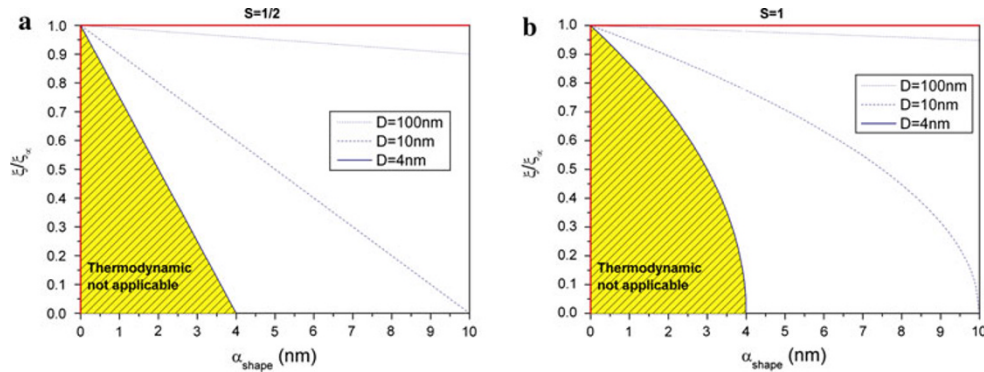
From Eq. 3, it is clear that for a given material (i.e. a given  $\alpha_{\text{shape}}$  parameter) and a given size ( $D$ ), the size effect on materials properties described by a Fermi–Dirac statistic (“fermionic properties”) is stronger than the size effect on materials properties described by a Bose–Einstein one (“bosonic properties”). For a given material property, the size effect increases when the  $\alpha_{\text{shape}}$  parameter increases or the size of the nanostructure  $D$  decreases or both. In Fig. 1, we have illustrated the materials properties behavior (Eq. 3) whatever the size, the shape and the nature of the material. Figure 1a, b illustrates the “fermionic” and “bosonic” material properties, respectively. Figure 2 illustrates both properties into one graph versus the reciprocal size of nanomaterials for different  $\alpha_{\text{shape}}$  values.

### Results and Discussion

To validate Eq. 3, we have compared the theoretical prediction with experimental data of cohesive energy for Mo and W nanoparticles (Fig. 2.) and of activation energy of diffusion for Fe and Cu nanoparticles (Fig. 3.). We observe in Fig. 2, a decreasing behavior of the cohesive energy by reducing size. From Fig. 3, we note that diffusion is more easily activated and faster [19] at the nanoscale which is then particularly interesting for industrial applications because it lowers the process temperature. Moreover, the theoretical predictions from Eq. 3 are in good agreement with experimental data. The small discrepancies with Mo data may come from the shape, here we used with Eq. 3 the  $\alpha_{\text{shape}}$  for a sphere and experimentally the shape may deviate a little bit from this ideal case. Different from

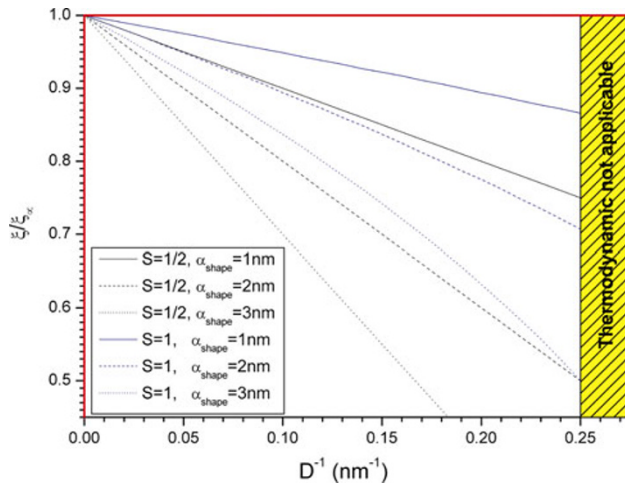
**Table 1** Distinction between “fermionic” and “bosonic” material properties

	$S = 1/2$ (“fermionic properties”)	$S = 1$ (“bosonic properties”)
Material property	Melting Ferromagnetism Cohesion Diffusion Vacancies	Superconductivity Vibration



**Fig. 1**  $\xi/\xi_\infty$  ratio versus the  $\alpha_{\text{shape}}$  parameter for different sizes in both cases: **a** when materials properties are described by a Fermi–Dirac statistic and **b** when they are described by a Bose–Einstein one. When  $\alpha_{\text{shape}}$  is equal to 0 (vertical red line) or when  $\xi/\xi_\infty$  is equal to 1 (horizontal red line) then there is no size effect, and the material

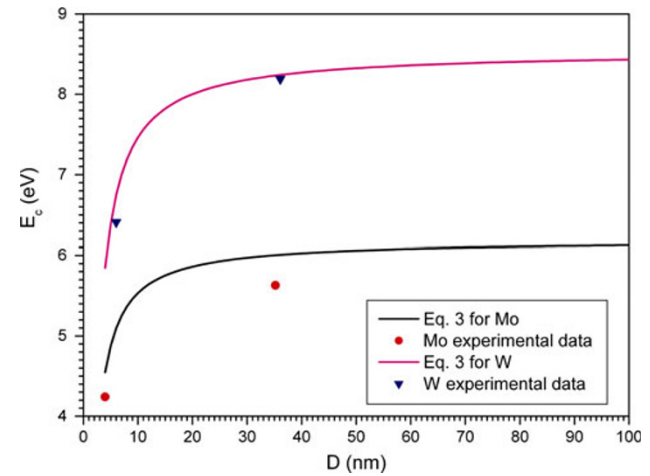
behaves as the bulk one. The *solid*, *dashed* and *dotted blue lines* indicate the behavior of the nanomaterials for different sizes  $D = 4, 10, 100$  nm, respectively. The *yellow region* indicates the region where thermodynamics is no more valid



**Fig. 2**  $\xi/\xi_\infty$  ratio versus the reciprocal size for different values of  $\alpha_{\text{shape}}$  parameter. When  $D^{-1}$  is equal to 0 (vertical red line) or when  $\xi/\xi_\infty$  is equal to 1 (horizontal red line) then there is no size effect, and the material behaves as the bulk one. The *solid*, *dashed* and *dotted black (blue) lines* indicate the behavior of “fermionic” (“bosonic”) nanomaterials properties for different  $\alpha_{\text{shape}}$  values. The *yellow region* indicates the region where thermodynamics is no more valid

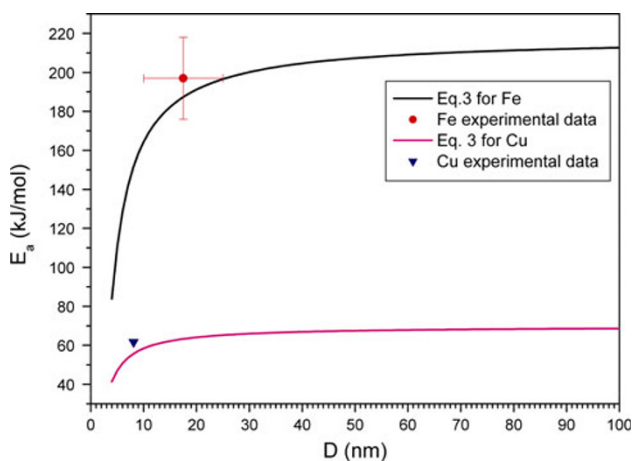
complex and time-consuming computer simulation process, the universal relation (Eq. 3) can predict the mentioned materials properties from the bulk to sizes of nanostructures higher than  $\sim 4$  nm. For a given material, the  $\alpha_{\text{shape}}$  parameter can be calculated and then used to explore the size effect on all the mentioned material properties (Fig. 4).

Vacancies play an important role in the kinetic and thermodynamic properties of materials. Therefore, the vacancy formation energy is the key to understand the processes occurring in nano and bulk materials during heat treatment and mechanical deformation. To the best of our knowledge, only bulk vacancy formation energy is known



**Fig. 3** Cohesive energy versus the size of the nanostructure for molybdenum (Mo) and tungsten (W). The *solid lines* indicate the theoretical prediction with Eq. 3. for Mo and W nanoparticles. The *symbols* are the experimental values of Mo [28] and W [28] nanoparticles. The cohesive energies of the corresponding bulk Mo and W are 6.19 eV [29] and 8.54 eV [29]

[20–22] and there is not yet experimental data concerning the vacancy formation energy at the nanoscale. As it is difficult to determine it experimentally, researchers refer to theoretical predictions. Therefore, we compared our results obtained from Eq. 3 with different models predicting the size-dependent behavior of the vacancy formation energy. Due to the linear proportionality between the cohesive energy and the vacancy formation energy [23], the surface-area-difference model from Qi et al. [24, 25] which consider the difference between the surface area of a whole particle and the overall surface area of all the constituent atoms in isolated state could write the vacancy formation energy as given by Eq. 4.



**Fig. 4** Activation energy of diffusion versus the size of the nanostructure for iron (Fe) and copper (Cu). The *solid lines* indicate the theoretical prediction with Eq. 3. for Fe and Cu nanoparticles. The *symbols* are the experimental values of Fe [15] and Cu [30] nanoparticles. The activation energies of diffusion of the corresponding bulk Fe and Cu are 218 kJ/mol [15] and 69.78 kJ/mol [30]

$$E_{v\_Qi} = E_{v,\infty}(1 - pd_{hkl}\beta) \tag{4}$$

where  $p$  is the ratio between the interface surface energy per unit area at 0K over the surface energy per unit energy at 0K.  $d_{hkl}$  is the interplanar distance of  $hkl$ .  $\beta$  equals to  $3\kappa/D$ ,  $2/w$  or  $1/t$  for a nanoparticle, nanowire or nanofilm, respectively.  $D$ ,  $w$  and  $t$  are the size of the nanoparticle, width of nanowire and thickness of the nanofilm, respectively.  $\kappa$  is the shape factor of the nanoparticle defined as the surface area ratio between non-spherical and spherical nanoparticles in an identical volume.

The thermodynamic model from Yang et al. [15] expresses the vacancy formation energy of nanostructures from the size-dependent cohesive energy model of Jiang et al. [26] as:

$$E_{v\_Yang} = E_{v,\infty} \left[ 1 - \frac{1}{(2D/d) - 1} \right] \exp \left[ \frac{-2S_b}{3R} \frac{1}{(2D/d) - 1} \right] \tag{5}$$

where  $d$  is the atomic diameter,  $R$  is the ideal gas constant.  $S_b$  is the bulk evaporation entropy.

The effective coordination number model from Shandiz [16] is based on the low coordination number of surface atoms and it expresses the vacancy formation energy as:

$$E_{v\_Shandiz} = E_{v,\infty} \left[ 1 - (1 - Z_{SB}) \left( \frac{2D_0}{D + D_0} \right) \right] \tag{6}$$

where  $Z_{SB}$  is the ratio of the surface coordination number over the bulk coordination number.  $D_0$  is the size of the nanoparticle for which all the atoms are located on the surface.  $D_0 = (2/3)(3 - \lambda)(P_S/P_L)d$ .  $\lambda$  is a parameter representing the dimension of the nanostructure:  $\lambda = 0$  for

nanoparticles,  $\lambda = 1$  for nanowires and  $\lambda = 2$  for nanofilms.  $P_S$  is the packing fraction of the surface crystalline plane.  $P_L$  is the lattice packing fraction.  $d$  is the atomic diameter.

The bond-order-length-strength (BOLS) model from Sun [6] is based on the atomic coordination number imperfection due to the termination of the lattice periodicity. The BOLS formalism expresses the size-dependent vacancy formation energy as:

$$E_{v\_Sun} = E_{v,\infty} \left[ 1 + \sum_{i \leq 3} \gamma_i (Z_{iB} c_i^{-m} - 1) \right] \tag{7}$$

where  $i$  is counted up to 3 from the outermost atomic layer to the center of the solid because no coordination imperfection is expected for  $i > 3$ .  $\gamma_i = \tau c_i d/D$  is the portion of the atoms in the  $i$ th layer from the surface compared to the total number of atoms in the entire solid.  $\tau$  is a parameter representing the dimension of the nanostructure ( $\tau = 1$  for a film,  $\tau = 2$  for a wire and  $\tau = 3$  for a particle).  $d$  is the bond length or the atomic diameter (without coordination number imperfection).  $Z_{iB}$  is the ratio of the coordination number of the  $i$ th layer ( $Z_i$ ) over the bulk coordination number ( $Z_B$ ).  $c_i = 2[1 + \exp(12 - Z_i/8Z_B)]^{-1}$  is the bond contraction coefficient.  $m$  is a parameter representing the nature of the bond.

The liquid-drop model from Nanda et al. [17, 27] expresses the size-dependent vacancy formation energy as:

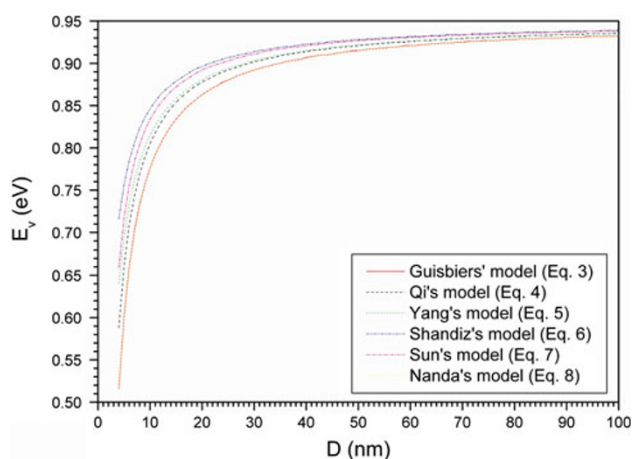
$$E_{v\_Nanda} = E_{v,\infty} \left( 1 - \frac{E_s}{E_{v,\infty}} \frac{d}{D} \right) \approx E_{v,\infty} \left( 1 - 5.75 \frac{d}{D} \right) \tag{8}$$

where  $E_s = \pi d^2 \gamma$  is the cohesive energy of an atom at the surface and  $\gamma$  is the surface energy of the material.  $d$  is the atomic diameter.

Figure 5 illustrates the comparison between the mentioned models and all the models indicate a decreasing behavior of the vacancy formation energy of free-standing nanostructures with the size. Let us note that the Guisbiers and Nanda’s models give in this particular case the same results. The consequence of this decreasing behavior with size means an increasing of the vacancies concentration in nanostructures compared to bulk. Indeed, by considering the size effect on the vacancy formation energy in the vacancies concentration of bulk materials  $c_{v,\infty} = C \exp(-E_{v,\infty}/kT)$  ( $C$  being a constant considered size independent), we get Eq. 9 which is similar to the one obtained earlier by Qi et al. [25], validating then the reasoning based on Eq. 3.

$$c_v = c_{v,\infty} \exp \left( \frac{E_v \alpha_{shape}}{kT} \frac{1}{D} \right) \tag{9}$$

where  $c_v$  is the size/shape-dependent vacancies concentration and  $c_{v,\infty}$  is the bulk vacancies concentration.  $k$  is the Boltzmann constant and  $T$  is the temperature.



**Fig. 5** Vacancy formation energy versus the size of a spherical gold (Au) nanoparticle. The bulk vacancy formation energy is 0.95 eV [21]. The models from Guisbiers, Qi, Yang, Shandiz, Sun and Nanda are compared together. The parameters used with the Guisbiers' model are  $\alpha_{\text{sphere}} = 1.83$  nm [31] and  $S = 1/12.2$ . The parameters used with the Qi's model are  $d_{100} = 0.40788$  nm [25],  $\kappa = 1.245$  [25] and  $p = 1$ . The parameters used with the Yang's model are  $S_b = 105.47$  Jmol<sup>-1</sup>K<sup>-1</sup> [15] and  $d = 0.3188$  nm [16]. The parameters used with the Shandiz's model are  $P_L = 0.74$  [16],  $P_S = 0.91$  [16],  $d = 0.3188$  nm [16],  $Z_{SB} = 0.25$  [16] and  $\lambda = 0$ . The parameters used with the Sun's model are  $Z_B = 12$  [6],  $Z_1 = 4$  [6],  $Z_2 = 6$  [6],  $Z_3 = 8$  [6],  $d = 0.3188$  nm [16],  $m = 1$  [6] and  $\tau = 3$ . The parameter used with the Nanda's model is  $d = 0.3188$  nm [16]

## Conclusion

In summary, it is shown that there exists a universal relation between many materials properties, the inverse of the particle size and the spin of the particles involved in the considered material property. Whatever the nature of the material, Figs. 1 and 2 are general maps summarizing the size and shape effects on the mentioned materials properties from the bulk to the nanoscale. The prediction from the universal relation (Eq. 3) has been validated by comparison with available experimental results and existing theoretical models. Describing different phenomena with only one equation is the “Holy Grail” for all physicists and maybe a more sophisticated equation may exist by considering other material properties. Nevertheless, the great advantage of the present equation is that it is free of any adjustable parameters!

**Acknowledgments** The author thanks the Belgian Federal Science Policy Office (BELSPO) for financial support through the “Mandats de retour” action. Dr. Steve Arscott is greatly acknowledged for proof reading this manuscript.

**Open Access** This article is distributed under the terms of the Creative Commons Attribution Noncommercial License which permits any noncommercial use, distribution, and reproduction in any medium, provided the original author(s) and source are credited.

## References

- M.J. Pitkethly, *Mate. Today* **7**(Supplement 1), 20 (2004)
- H. Gleiter, *Acta Mater.* **48**, 1 (2000)
- C.M. Lieber, Z.L. Wang, *Bulletin* **32**, 99 (2007)
- E. Sutter, P. Sutter, *Nano Lett.* **8**, 411 (2008)
- M.J. Yacamán, J.A. Ascencio, H.B. Liu, J. Gardea-Torresdey, *J. Vac. Sci. Technol. B* **19**, 1091 (2001)
- C.Q. Sun, *Prog. Solid State Chem.* **35**, 1 (2007)
- E. Roduner, *Chem. Soc. Rev.* **35**, 583 (2006)
- E.K. Richman, J.E. Hutchison, *ACS Nano* **3**, 2441 (2009)
- T.A. Campbell, *Nano Today* **4**, 380 (2009)
- R. Holyst, M. Litniewski, *Phys. Rev. Lett.* **100**, 055701 (2008)
- W.H. Qi, *Physica B* **368**, 46 (2005)
- W.P. Halperin, *Rev. Mod. Phys.* **58**, 533 (1986)
- M. Wautelet, D. Duviolier, *Eur. J. Phys.* **28**, 953 (2007)
- G. Guisbiers, L. Buchailot, *Phys. Lett. A* **374**, 305 (2009)
- C.C. Yang, S. Li, *Phys. Rev. B* **75**, 165413 (2007)
- M.A. Shandiz, *J. Phys.: Condens. Matter* **20**, 325237 (2008)
- S.C. Vanithakumari, K.K. Nanda, *Phys. Lett. A* **372**, 6930 (2008)
- C.C. Yang, Q. Jiang, *Acta Mater.* **53**, 3305 (2005)
- G. Guisbiers, L. Buchailot, *Nanotechnology* **19**, 435701 (2008)
- R.W. Balluffi, *J. Nucl. Mater.* **69**, 240 (1978)
- W. Bollmann, N.F. Uvarov, E.F. Hairtdinov, *Cryst. Res. Technol.* **24**, 421 (1989)
- H.-E. Schaefer, *Physica Status Solidi A* **102**, 47 (1987)
- G.P. Tiwari, R.V. Patil, *Scripta Metallurgica* **9**, 833 (1975)
- W.H. Qi, M.P. Wang, *J. Mater. Sci.* **39**, 2529 (2004)
- W.H. Qi, M.P. Wang, M. Zhou, W.Y. Hu, *J. Phys. D Appl. Phys.* **38**, 1429 (2005)
- Q. Jiang, J.C. Li, B.Q. Chi, *Chem. Phys. Lett.* **366**, 551 (2002)
- K.K. Nanda, S.N. Sahu, S.N. Behera, *Phys. Rev. A* **66**, 013208 (2002)
- H.K. Kim, S.H. Huh, J.W. Park, J.W. Jeong, G.H. Lee, *Chem. Phys. Lett.* **354**, 165 (2002)
- W.H. Qi, M.P. Wang, M. Zhou, X.Q. Shen, X.F. Zhang, *J. Phys. Chem. Solids* **67**, 851 (2006)
- J. Horváth, R. Birringer, H. Gleiter, *Solid State Commun.* **62**, 319 (1987)
- G. Guisbiers, M. Kazan, O. Van Overschelde, M. Wautelet, S. Pereira, *J. Phys. Chem. C* **112**, 4097 (2008)