

Synthesis and Properties of Polyesters from Waste Grapeseed Oil: Comparison with Soybean and Rapeseed Oils

A. J. Clark¹  · A. H. Ross¹ · S. A. F. Bon¹

Published online: 22 November 2016

© The Author(s) 2016. This article is published with open access at Springerlink.com

Abstract The aim of this study was to investigate the application of grapeseed oil, a waste product from the wine industry, as a renewable feedstock to make polyesters and to compare the properties of these materials with those derived from soybean and rapeseed oils. All three oils were epoxidized to give renewable epoxy monomers containing between 3.8 and 4.7 epoxides per molecule. Polymerisation was achieved with cyclic anhydrides catalysed by 4-methyl imidazole at 170 and 210 °C. Polymers produced from methyl tetrahydrophthalic anhydride (Aradur917[®]) had greater tensile strength and Young's Modulus (tensile strength = 12.8 MPa, Young's Modulus = 1005 MPa for grapeseed) than methyl nadic anhydride (MNA) derived materials (5.6 and 468 MPa for grapeseed) due to increased volume of MNA decreasing crosslink density. Soybean and grapeseed oils produced materials with higher tensile strength (5.6–29.3 MPa) than rapeseed derived polyesters (2.5–3.9 MPa) due to a higher epoxide functionality increasing crosslinking. T_g 's of the polyesters ranged from –36 to 62 °C and mirrored the trend in epoxide functionality with grapeseed producing higher T_g polymers (–17 to 17 °C) than soybean (–25 to 6 °C) and rapeseed (–36 to –27 °C). Grapeseed oil showed similar properties to soybean oil in terms of T_g , thermal degradation and Young's Modulus but produced polymers of lower tensile strength.

Therefore grapeseed oil would only be a viable substitute for soybean for low stress applications or where thermal properties are more important.

Keywords Grapeseed oil · Polyester networks · Mechanical properties · Thermal properties · Crosslink density

Introduction

In the modern world demand for materials is ever increasing, however as supplies of natural resources such as crude oil are becoming limited [1] the use of renewable feedstocks becomes ever more attractive. Vegetable oils are generating much interest as a feedstock for polymers, this is partly because they are environmentally friendly, have high purity, are annually renewable [2] and their relative ease of functionalization provides materials with useful thermal and mechanical properties [3–14]. Vegetable oils have also generated interest for their structure, with the commonest oils being triglycerides made mainly from five fatty acids; oleic (C18:1), linoleic (C18:2), linolenic (C18:3), stearic (C18:0) and palmitic (C16:0). These oils, therefore containing varying amounts of carbon–carbon double bonds, which can easily be modified making them interesting from a chemical point of view [3–14].

Chemical modifications of vegetable oils include transesterification (e.g. for biofuels) [1, 15], hydrogenation (for margarine synthesis) [16, 17] and modification of the double bonds, one of the most common being epoxidation [12, 18]. Epoxidized oils have a variety of uses including as resins [19], as precursors of polyols for polyurethane synthesis [14, 20] and for coatings [21].

✉ A. J. Clark
a.j.clark@warwick.ac.uk

A. H. Ross
A.Ross.3@warwick.ac.uk

S. A. F. Bon
s.bon@warwick.ac.uk

¹ Department of Chemistry, University of Warwick, Coventry CV4 7AL, UK

Epoxidized soybean oil (Fig. 1) is one of the most common vegetable oil feedstocks used in industry, traditionally it has been used as a plasticizer for PVC [22, 23], as well as for producing polyesters from anhydrides [24–26].

Thermosetting plastics are polymers formed from a liquid starting material that irreversibly lead to a solid material upon curing (polymerisation). The most common thermosets are derived from epoxide monomers and cyclic anhydrides and copolymerise via ring-opening of the epoxides to give crosslinked polyesters (epoxy resins). Epoxidized soybean oil (ESBO) is an ideal candidate as it contains multiple epoxide groups that allow for a highly crosslinked polymer network. Typically, ESBO monomers are blended with commercial petrochemical epoxides, such as bisphenol A diglycidyl ether (BADGE), and reacted with anhydrides, such as maleic anhydride (MA), to give polyesters (epoxy resins). Usually an increase in renewable ESBO content leads to greater flexibility in the polymer with a loss in tensile strength (tensile strength; 100% BADGE/MA = 70 MPa, 100% ESBO/MA = 36 MPa) [24]. Unfortunately, replacing petrochemical epoxides (typically containing terminal epoxides) with less reactive plant oil derived internal epoxides leads to increases in cure temperatures by as much as 40 °C [25]. Properties of the final plastic are affected by the stoichiometric ratio of epoxide to anhydride functional groups, with values greater or less than the optimum 1:1 ratio leading to a decrease in flexural modulus and hardness of materials due to incomplete curing of the epoxide [26].

Grapeseed oil has a similar number of alkenes per molecule of triglyceride as soybean oil and both contain linoleic acid as the most abundant fatty acid chain [29, 30] followed by oleic acid (Table 1). Grapeseed oil can be extracted from the residue remaining after wine making, the pomace, containing the skin, stems and seeds [31]. From 100 kg of grapes it is possible to extract 400 g of oil [32] and with worldwide production of grapes at 67 million tonnes in 2012 [33] this gives a potential of 268,000 tonnes of grapeseed oil per year. The estimated production of epoxidised soybean oil is 200,000 tonnes per year [34], so in terms of volume the waste product grapeseed oil has the potential to replace or augment the food crop soybean oil.

In this paper we report the epoxidation of three plant oils, grapeseed oil, soybean oil and rapeseed oil followed

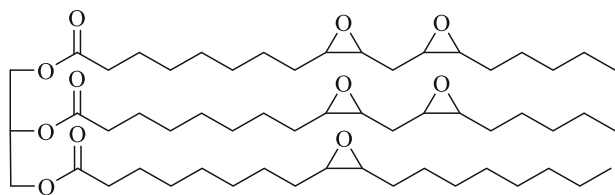


Fig. 1 Epoxidised soybean oil (ESBO)

Table 1 Fatty acid composition and double bond number of vegetable oils used in this study

Oil	C=C ^a	% Fatty acids ^b (chain length: C=C bond)				
		(16:0)	(18:0)	(18:1)	(18:2)	(18:3)
Grapeseed	4.8	7.4	3.9	15.6	72.2	0.3
Soybean	4.4	10.6	4.0	23.3	53.7	7.6
Rapeseed	3.8	4.1	1.8	60.9	21.0	8.8

^a Calculated from ¹H NMR analysis

^b From FAME analysis [27, 28]

by the polymerisation of the epoxidized oils by cyclic anhydrides methyl tetrahydrophthalic anhydride (Aradur917[®]) and methyl nadic anhydride (MNA). The thermal and mechanical properties of the resulting polymers are analysed and a comparison is made to ascertain the viability of waste grapeseed oil as a substitute for soybean oil in anhydride cured epoxy resins.

Experimental

Materials

Soybean, rapeseed and grapeseed oils were purchased commercially and used without further purification. Aradur 917[®] was provided by the Huntsman Corporation and other consumables were purchased from Sigma-Aldrich and were used as purchased.

Measurements

NMR Spectroscopy

¹H NMR spectra were recorded with Bruker DPX-300 and DPX-400 Hz machines in CDCl₃ as solvent (and CHCl₃ as internal standard), chemical shifts are quoted in parts per million and coupling constants *J* are quoted in Hz.

Fourier Transform Infra-Red (FTIR) Analysis

Infra-red spectral analysis was performed on a Perkin–Elmer Avatar 320 FTIR spectrometer with samples as liquid films with absorption maxima recorded in wavenumbers (cm⁻¹).

Thermogravimetric Analysis (TGA) and Differential Scanning Calorimetry (DSC)

Calorimetric measurements were made on a Metler Toledo DSC1-Star machine with a heating rate of 10 °C/min. The glass transition temperatures were taken as the midpoint of

the transition in heat capacity. Thermal stability was studied on a Metler Toledo DSC1-Star instrument with a heating rate of 10 °C/min and a temperature range of 25–600 °C. The initial weight of the samples was approximately 10 mg. For both measurements standard 40 µL aluminium pans were used and the atmosphere was air.

Mechanical Properties

Tensile testing was performed on an Instron 3800R following BS EN ISO 527-2. A 1 KN load cell was used with an extension rate of 2 mm/min, the environment was kept at 20 °C. Results are quoted as an average of six tests.

Swelling Test

Swelling tests were used to determine crosslink density. Approximately 0.2–0.3 g of polymer sample (with dimensions 10 mm × 10 mm × 3 mm) were placed in toluene solvent (15 mL) for 1 week with daily stirring to obtain equilibrium swelling (constant weight). The swollen samples were removed, blotted dry and weighed, the volume fraction of swelled polymer v_p is:

$$\frac{1}{v_p} = 1 + \frac{\left(\frac{m_s}{m_0} - 1\right) \cdot \rho_p}{\rho_s}$$

where ρ_s and ρ_p are densities of solvent and polymer respectively and m_s is the swelled weight and m_0 is the initial weight of polymer.

Procedures

General Procedure for Epoxidation of Vegetable Oils

Epoxidation was achieved by the method of Petrović [12] and performed on a 200–400 g scale. The vegetable oil (e.g. grapeseed oil 400 g, 0.454 mol) was dissolved in toluene (1 L) and heated to 80 °C. Acetic acid (13.62 g, 0.5 eq) and Amberlite® IR120 (100 g, 25 wt%) were added followed by dropwise addition of hydrogen peroxide solution (35%, 352 mL, 8 eq). The reaction was stirred overnight at 80 °C in air. After completion the reaction was cooled, washed with water (3 × 500 mL), NaCl (sat, 2 × 100 mL) and dried using MgSO₄. The solvent was removed *in vacuo* to yield a green tinted oil. (421.8 g, 97%).

Epoxidation of Grapeseed Oil (EGSO)

Green tinted oil, 421.8 g (97%). ¹H NMR (400 MHz, CDCl₃) δ 5.29–5.23 (m, 1H), 4.30 (dd, *J* = 11.9, 4.3 Hz,

2H), 4.15 (dd, *J* = 11.9, 5.9 Hz, 2H), 3.15–3.04 (m, 4H), 3.01–2.94 (m, 4H), 2.89 (s, 1H), 2.32 (t, *J* = 7.5 Hz, 6H), 1.80–1.76 (m, 1H), 1.73 (t, *J* = 6.0 Hz, 3H), 1.62 (s, 6H), 1.56–1.43 (m, 18H), 1.34 (d, *J* = 2.2 Hz, 30H), 1.26 (s, 12H), 0.89 (t, *J* = 7.3 Hz, 9H). IR (cm⁻¹) 2924, 2854 (ν_{CH₂/CH₃}), 1740 (ν_{C=O}), 822 (ν_{epox}). ESI-MS: 997.7 [M + Na]⁺ (3 × 18:2), 983.7 [M + Na]⁺ (1 × 18:1, 2 × 18:2), 696.7 [M + Na]⁺ (2 × 18:1, 1 × 18:2), 955.7 [M + Na]⁺ (3 × 18:1), 941.7 [M + Na]⁺ (1 × 18:0, 2 × 18:1).

Epoxidation of Soybean Oil (ESBO)

Yellow/green tinted oil, 314.7 g (96%). ¹H NMR (300 MHz, CDCl₃) δ 5.31–5.21 (m, 1H), 4.31 (dd, *J* = 11.9, 4.2 Hz, 2H), 4.14 (dd, *J* = 11.9, 5.9 Hz, 2H), 3.22–3.02 (m, 4H), 2.97 (s, 3H), 2.89 (s, 2H), 2.32 (t, *J* = 7.7 Hz, 6H), 1.75 (dt, *J* = 15.1, 6.3 Hz, 4H), 1.62 (s, 6H), 1.50 (d, *J* = 4.1 Hz, 18H), 1.34 (s, 22H), 1.26 (s, 20H), 0.89 (t, *J* = 6.9 Hz, 9H). IR (cm⁻¹): 2923, 2854 (ν_{CH₂/CH₃}), 1741 (ν_{C=O}), 823 (ν_{epox}). ESI-MS: 1011.7 [M + Na]⁺ (1 × 18:3, 2 × 18:2), 997.7 [M + Na]⁺ (3 × 18:2), 696.7 [M + Na]⁺ (2 × 18:1, 1 × 18:2), 955.7 [M + Na]⁺ (3 × 18:1), 941.7 [M + Na]⁺ (1 × 18:0, 2 × 18:1).

Epoxidation of Rapeseed Oil (ERSO)

Cream waxy solid, 203.1 g (95%). ¹H NMR (300 MHz, CDCl₃) δ 5.26–5.17 (m, 1H), 4.25 (dd, *J* = 11.9, 4.3 Hz, 2H), 4.09 (dd, *J* = 11.9, 5.9 Hz, 2H), 3.18–2.98 (m, 2H), 2.93 (s, 2H), 2.85 (s, 4H), 2.27 (t, *J* = 7.5 Hz, 6H), 1.76–1.65 (m, 2H), 1.57 (s, 6H), 1.44 (s, 18H), 1.28 (s, 25H), 1.23 (s, 15H), 1.20 (s, 8H), 0.83 (t, *J* = 6.7 Hz, 9H). IR (cm⁻¹) 2923, 2854 (ν_{CH₂/CH₃}), 1741 (ν_{C=O}), 824 (ν_{epox}). ESI-MS: 1011.7 [M + Na]⁺ (1 × 18:3, 2 × 18:2), 997.7 [M + Na]⁺ (3 × 18:2), 983.7 [M + Na]⁺ (1 × 18:1, 2 × 18:2), 696.7 [M + Na]⁺ (2 × 18:1, 1 × 18:2), 955.7 [M + Na]⁺ (3 × 18:1).

General Procedure for Polymerisation of Epoxy Oils

Polymerisation was performed on a 16 g scale. The epoxidised vegetable oil and 4-methyl imidazole (0.16 g, 1 wt%) were combined and heated to 40 °C to aid dissolving of the 4-methyl imidazole (4-MI). The mixture was degassed for 10 min under high vacuum and rapid stirring. The anhydride was added in varying amounts to give the required epoxide: anhydride (E:A) mol ratio and the mixture was further degassed for 20 min. The reaction mixture was poured into an aluminium ‘dog bone’ mould lined with silicone release spray and heated at 170 °C (Aradur 917®) or 210 °C (MNA) for 1 h.

Results and Discussion

Composition of Plant Oils

The vegetable oils used in this investigation are listed in Table 1 with their fatty acid compositions and the average number of double bonds per molecule. These oils are mainly formed from palmitic P (16:0), stearic S (18:0), oleic O (18:1), linoleic L (18:2) and linolenic Ln (18:3) acids. The oils are listed in order of unsaturation expressed as the average number of C=C double bonds per molecule. The C=C number was calculated by ^1H NMR analysis from the integrated area under the alkene peaks at 5.35 ppm compared to the terminal methyl triplet at 0.89 ppm (Fig. 2). The level of unsaturation is important as this determines the epoxide level after epoxidation. The number of epoxide groups per molecule will govern the level of crosslinking, which will ultimately affect the physical properties of the polyesters.

Epoxidation of Plant Oils

The vegetable oils were epoxidised following the method of Petrovic [12], using acetic acid, an ion exchange resin (Amberlite[®] IR120) and hydrogen peroxide in toluene (Fig. 3). The reactions were performed at 80 °C and were monitored by ^1H NMR looking for disappearance of the alkene peaks at around 5.35 ppm and the appearance of epoxide peaks at 2.8–3.1 ppm.

The epoxidised plant oils derived from grapeseed (EGSO), soybean (ESBO) and rapeseed oil (ERSO) were produced in high yields (95–97%) and purity, and were used without further purification. In an attempt to reduce costs and overall environmental impact of the epoxidation procedure the reaction with grapeseed oil was attempted without solvent [35]. Unfortunately, while the reaction was

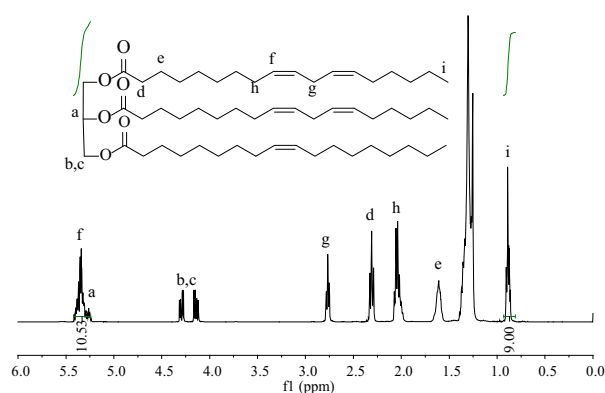


Fig. 2 ^1H NMR (400 MHz, CDCl_3) of grapeseed oil

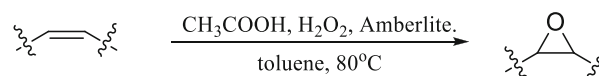


Fig. 3 Epoxidation reaction of unsaturated plant oils

complete after only 6 h the lower yield of EGSO (86%) was disappointing.

The epoxidized oils used in this study (EGSO, ESBO and ERSO) are mixtures of different triglyceride molecules containing statistical mixtures of epoxidized fatty ester derivatives. It was possible to identify the different triglyceride components in these mixtures and their level of epoxidation by electrospray mass spectrometry, Fig. 4.

The profiles for both EGSO and ESBO show significant contributions (997.7 amu) for the triglyceride made from three fully epoxidized linoleic chains (6-epoxides) while the spectrum for ERSO shows the main triglycerides contain mixed oleic and linoleic epoxidized chains (at 969.7 and 983.7 amu), with 4 and 5 epoxides respectively. Consequently, we would expect polyesters prepared from ERSO to have lower crosslinking densities and by analogy lower tensile strengths and T_g 's than materials prepared

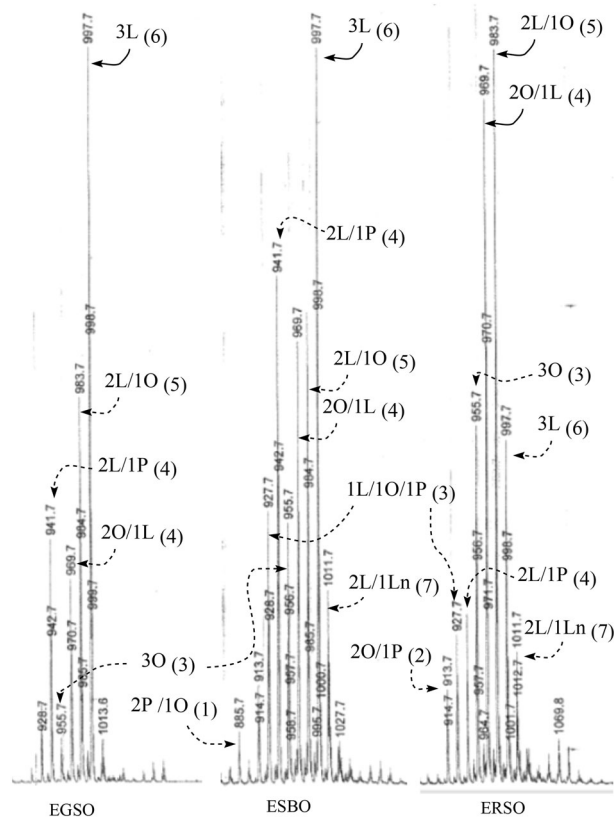


Fig. 4 Electrospray mass spectrometry. Key: *P* palmitic, *S* stearic, *O* oleic, *L* linoleic, *Ln* linolenic, (# in brackets = # of epoxides in triglyceride, # before letter = # of that fatty acid chains in triglyceride)

from ESBO or EGSO. There was little evidence of any ring-opened diol functionalised triglycerides, arising from ring-opening of the epoxides by water.

Copolymerisation of Epoxidized Plant Oils

We used two hardeners for copolymerisation, methyl tetrahydrophthalic anhydride [36] (marketed by Huntsman as Aradur917[®]) and methyl-5-norbornene-2,3-dicarboxylic anhydride (methyl nadic anhydride, MNA), Fig. 5.

Polymerizations were investigated for each epoxidized oil with both anhydrides using 4-methyl imidazole (4-MI) as a catalyst. For each epoxidized oil (E)/anhydride (A) combination three different molar ratios (E:A) were investigated providing 18 polymers for analysis, Fig. 5.

Curing Kinetics

The epoxidized oils and anhydrides were combined to give epoxide:anhydride functional group ratios (E:A) of 1:1 and 2:1 in line with previous reported work [26]. In addition an equimolar ratio of triglyceride to anhydride was used (~4:1 E:A ratio depending upon the oil) with the catalyst 4-MI (1 wt% relative to the total reaction mixture). The formulations with a higher E:A ratio would be expected to provide more flexible materials due to the plasticizing effect of the vegetable oil. To analyse curing kinetics and determine an optimal cure temperature, samples of 1:1 E:A mixture of all oils and Aradur917[®] were analysed by DSC (Fig. 6). The peak cure temperature (C_T) was found to increase inversely with the epoxide number (in brackets) EGSO (4.7) $C_T = 148\text{ }^\circ\text{C}$ > ESBO (4.4) $C_T = 151\text{ }^\circ\text{C}$ > ERSO (3.8) $C_T = 155\text{ }^\circ\text{C}$. This correlates to the greater proportion of epoxidized linoleic chains and is in agreement with the trends found by Webster [37] for the polymerization of epoxy sucrose esters and cyclic anhydrides. The cure temperature range was similar to that observed for epoxy resins derived from ESBO and maleic anhydride ($C_T = 150\text{ }^\circ\text{C}$) [26]. It was also possible to determine the enthalpy of polymerization from the area under the DSC curve. As expected (for Aradur917[®]) the oils with higher levels of epoxides released more energy during polymerization due to

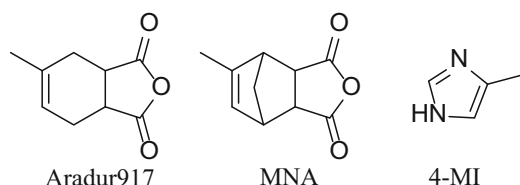


Fig. 5 Anhydrides Aradur917 and methyl nadic anhydride (MNA) and catalyst 4-methyl imidazole (4-MI) used in this study

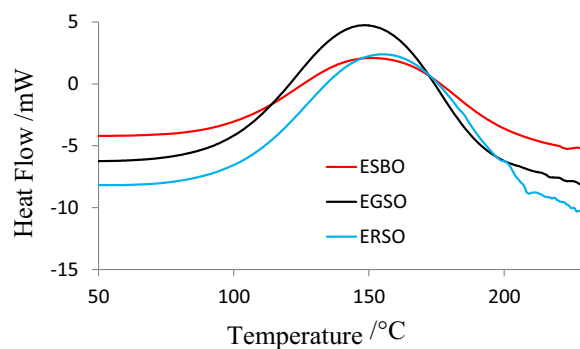


Fig. 6 DSC of curing of EGSO, ESBO and ERSO with Aradur 917[®] (1:1 E:A ratio)

an increased number of crosslinks being formed ($\Delta H_{\text{polymerization}}$ EGSO = 218 J g^{-1} , ESBO 201 J g^{-1} , ERSO 176 J g^{-1}). The peak cure temperature for polymers produced using MNA as the anhydride component were substantially higher than Aradur917[®] but followed the same trend (EGSO $203\text{ }^\circ\text{C}$ > ESBO $206\text{ }^\circ\text{C}$ > ERSO $210\text{ }^\circ\text{C}$) with lower ($\Delta H_{\text{polymerization}}$ values $109\text{--}159\text{ J g}^{-1}$) [36].

The data shows that a cure temperature of $170\text{ }^\circ\text{C}$ for Aradur917[®] and $210\text{ }^\circ\text{C}$ for MNA derived polymers would be sufficient for polymerization. DSC measurements of EGSO polymers cured at these temperatures for 1 h showed no exothermic peaks in their DSC indicating complete curing under these conditions.

Crosslinking Density

Crosslinking density is an important characteristic of thermoset resins as it governs the physical properties of the polymer network. Typically expressed as mass between crosslinks (M_c) or crosslink density (ν_c) and can be calculated by the Flory–Rehner equation:

$$\nu_c = \frac{\rho_p}{M_c} = \frac{\ln(1 - V_p) + V_p + \chi V_p^2}{V_s \rho_p (V_p^{1/3} - V_p/2)}$$

where V_p is the volume fraction of swollen polymer, V_s is the volume fraction of the solvent and χ is the polymer–solvent interaction parameter which is related to the solubility parameters via:

$$\chi = 0.34 + \frac{V_s}{RT} (\delta_1 - \delta_2)^2$$

Where R is the gas constant, T is temperature and V_s is the molar volume of the solvent. The calculated crosslink densities are listed in Table 2.

The differences in crosslink densities arise from three factors; the type and amount of anhydride hardener used, and the composition of the epoxidized oil. As expected the crosslinking density is highest when a 1:1 ratio of

anhydride is used, as all the epoxides can potentially react. With sub-stoichiometric levels of anhydride less epoxides are available to react leading to lower crosslinking points. For example, ν_c decreases from 32.9 to 23.4 and 12.8 as the hardener ratio decreases from 1:1 to 2:1 and 4.7:1 in EGSO with Aradur917[®] Table 2. Polymers prepared from MNA generally have lower crosslink densities due to the larger molecular volume of this monomer as a consequence of the bridgehead methylene group, Fig. 7.

Interestingly, the crosslink density does not completely parallel the epoxide value of the oils. With both anhydride hardeners a 1:1 ratio with ESBO gives a more crosslinked structure than EGSO. We believe this phenomenon may be due to the higher linoleic content of EGSO within the triglyceride, where polymerization of one epoxide in the linoleate chain may reduce the free movement of the adjacent epoxide locking it in the network preventing efficient curing. Alternatively, an increased probability of intramolecular reactions between epoxides could occur in EGSO derived polymers lowering the crosslink density of the polymer. FTIR analysis of the cured ESBO and EGSO polymers with Aradur917[®] does show some residual epoxide groups remaining for the grapeseed polymer (peak at 800 cm^{-1}) providing tentative evidence for this

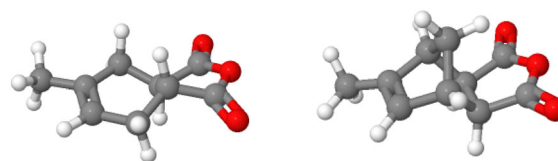


Fig. 7 Molecular structures of Aradur917[®] (left) and MNA (right)

hypothesis (Fig. 8). In addition, there was no exothermic peak in the DSC analysis of the EGSO derived polymers (vide infra) indicating that curing had finished.

Tensile Properties

Polymerization reactions were performed at the temperatures previously identified in an aluminium ‘dog bone’ mould. The polyester resins were various shades of brown and ranged from hard brittle to soft elastic. The stress strain curves for all polymers derived from EGSO, ESBO and ERSO with both anhydrides utilizing a 1:1 E:A ratio are shown in Fig. 9. In all six cases there was no defined yield point visible indicating plastic deformation had occurred and that the polymers had fractured while still in their elastic state meaning broken pieces reverted back to their

Table 2 Stress–strain data of anhydride cured plant oil epoxy resins

Polymer			Tensile			Thermal			Crosslink density ($\times 10^{-4}\text{ mol/cm}^3$)
Anhydride (A)	Epox. oil (E)	Ratio (E:A)	UTS (MPa)	YM (MPa)	EB (%)	T_g (°C)	$T_{-10\%}$ (°C)	$T_{-50\%}$ (°C)	
Aradur917 [®]	EGSO	1:1	12.80 ± 1.9	1005 ± 94	1.47 ± 0.32	17	319	398	32.9
		2:1	0.65 ± 0.34	60.10 ± 3.0	1.33 ± 0.22	3	359	396	23.4
		4.7:1	0.06 ± 0.02	0.50 ± 0.19	13.0 ± 1.76	-17	367	411	12.8
	ESBO	1:1	29.30 ± 1.5	1090 ± 59	4.87 ± 0.65	6	329	392	35.8
		2:1	1.17 ± 0.34	10.50 ± 1.7	15.2 ± 2.44	-19	334	389	19.2
		4.4:1	0.07 ± 0.03	0.75 ± 0.26	9.86 ± 1.21	-25	353	405	11.8
	ERSO	1:1	3.94 ± 1.83	122 ± 25	11.1 ± 6.57	-36	318	397	25.7
		2:1	0.31 ± 0.05	4.36 ± 0.24	8.54 ± 0.95	-10	359	416	16.4
		3.8:1	0.05 ± 0.01	1.22 ± 0.31	3.90 ± 1.39	-27	370	412	9.21
MNA	EGSO	1:1	5.60 ± 1.37	468.0 ± 72	1.20 ± 0.43	62	311	401	16.4
		2:1	1.93 ± 0.54	30.8 ± 12.6	14.0 ± 3.5	-23	313	399	23.5
		4.7:1	0.18 ± 0.04	1.22 ± 0.10	14.5 ± 2.1	-32	338	403	6.0
	ESBO	1:1	14.00 ± 2.2	533 ± 39	3.79 ± 0.53	54	317	407	23.8
		2:1	1.06 ± 0.29	11.00 ± 3.1	13.6 ± 2.1	-10	309	389	14.0
		4.4:1	0.12 ± 0.03	0.73 ± 0.30	13.1 ± 0.9	-19	358	410	6.2
	ERSO	1:1	2.51 ± 1.04	29.7 ± 13.6	29.2 ± 2.7	-12	294	403	17.4
		2:1	0.51 ± 0.31	40.0 ± 28.6	1.71 ± 0.26	-	338	395	9.6
		3.8:1	0.03 ± 0.01	0.64 ± 0.13	4.96 ± 0.69	-	375	420	3.7

Errors are given as standard deviation. Calculated crosslinking densities of epoxy vegetable oils and anhydride polymer networks
UTS ultimate tensile stress, *YM* Youngs modulus, *EB* elongation at break point

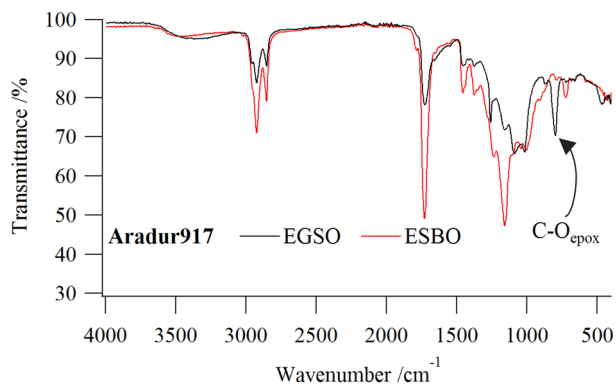


Fig. 8 FTIR analysis of ESBO and EGSO polymers cured with Aradur917[®] (1:1 ratio)

original dimensions. ESBO with Aradur917[®] (E:A = 1:1) produced the strongest polymer with an ultimate tensile stress (UTS) of 29 MPa but this strength decreased as the ratio of anhydride hardener is decreased, E:A 2:1 UTS = 1.17 MPa, E:A 4.7:1 UTS = 0.07 MPa (Table 2).

This trend was observed for all oil/anhydride combinations and is due to the size of the polymer network. The molecular weight of these resins is governed by the amount of anhydride in the reaction and hence lower tensile strengths are observed [38–41]. Materials prepared from Aradur917[®] typically had greater tensile strengths than those from MNA (1:1 E:A; EGSO 12.8 vs. 5.6 MPa, ESBO 29.3 vs. 14.0 MPa, ERSO 3.94 vs. 2.51 MPa). This is reflected in the crosslink density where Aradur917[®] samples have consistently higher densities than MNA samples and is attributed to the increased molecular volume of MNA.

The trend in tensile strength between the three different oils is generally ESBO > EGSO ≫ ERSO for both anhydrides and all three E:A ratios. This pattern follows the trend in crosslinking density. Due to the fact that EGSO based polymers are less crosslinked than ESBO derived materials and that residual epoxide groups are still present it should be noted that grapeseed is not necessarily a viable

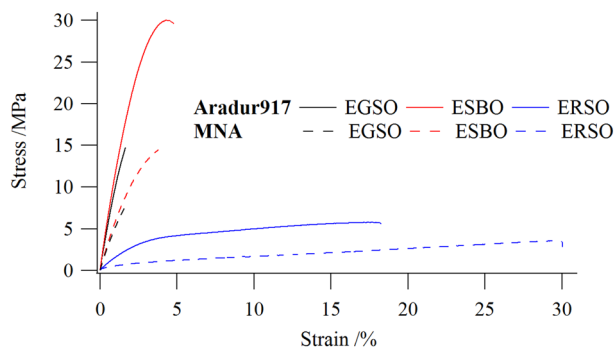


Fig. 9 Stress–strain chart of 1:1 E:A ratio

option as a replacement to ESBO in high stress applications.

Thermal Properties

The glass transition temperature (T_g) is an important polymer characteristic and relates to physical properties of a material. Generally speaking, polymers with a higher crosslinking density have a higher T_g , but other factors such as structure and composition can have an appreciable effect. The glass transition temperatures were measured by DSC using a combined TGA/DSC experiment, Fig. 10.

Previous work with ESBO derived epoxy resins has shown that T_g 's are lowered with decreasing levels of anhydride (>E:A ratio) [26, 42] and this was observed for all six oil/anhydride combinations in this study. This is attributed to a lowering of crosslink density within each series as the anhydride levels are decreased, (due to unreacted epoxides), and provides the polymer with an increase in elasticity from the linear chains. The more rigid anhydride, MNA, results in a significantly higher T_g and stiffer polyesters than for Aradur917[®] (E:A = 1:1, ΔT_g EGSO +45 °C, ESBO +49 °C, ERSO + 24 °C) as expected. The range of T_g values in this study (–19 to 62 °C) is broader than that reported for ESBO derivatives with a wide range of anhydrides (19–65 °C) [42] but are lower than for linseed oil derivatives [43] or commercial resins based upon BADGE [44]. EGSO derivatives generally have slightly higher T_g 's than ESBO derivatives, both of which are significantly higher than ERSO derivatives. While this doesn't parallel crosslinking density it does reflect the epoxide level of the oil monomers.

Crosslinking alone is not the most important factor in determining T_g in these systems and can be confirmed by comparing two materials with identical crosslinking densities ($16.4 \times 10^{-4} \text{ mol m}^{-3}$), ERSO:Aradur917[®] 2:1 ($T_g = -10 \text{ °C}$), versus EGSO:MNA 1:1 ($T_g = 62 \text{ °C}$).

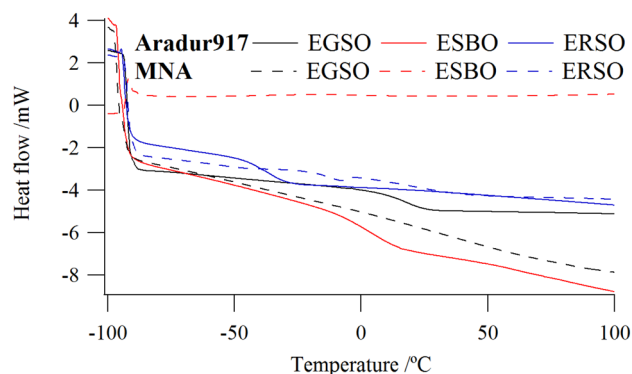


Fig. 10 DSC analysis of anhydride cured polyester resins. Only 1:1 E:A ratio shown

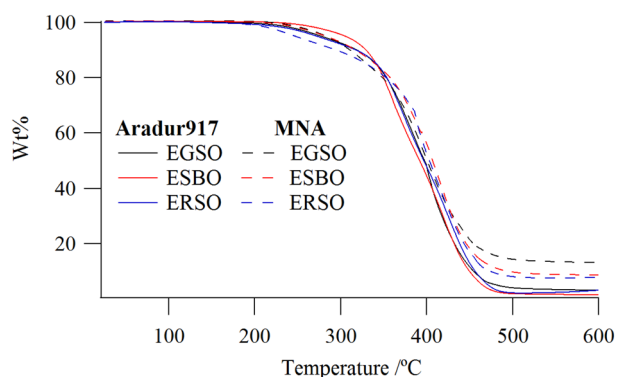


Fig. 11 TGA analysis of plant oil polyester resins. Only 1:1 E:A ratio shown

Thermogravimetric analysis (TGA) was used to determine the thermal stability of the materials, Fig. 11, data Table 2. Recent studies using 2-ethyl-4-methylimidazole as a catalyst to mediate the polymerization of ESBO and methylhexahydrophthalic anhydride (MHHPA) showed that the resins exhibited a two stage decomposition process [45]. The first stage (25 wt%) between 200 and 300 °C was attributed to low molecular weight components, unreacted anhydride groups, and catalyst present, while the second stage (71 wt%) between 300 and 480 °C was attributed to degradation of the soybean component. On the other hand, reaction with ESBO with a variety of other anhydrides and triethylamine as a catalyst was reported to give relatively stable materials up to 300 °C followed by a one-step degradation 300–420 °C [42]. The exception was dodecylsuccinic anhydride (DDS) that exhibited a two-step degradation profile. These results suggest that the nature of the anhydride is important in controlling the overall initial thermal stability. Further confirmation rises from our results where materials prepared from Aradur917[®] show increased initial thermal stability ($T_{-10\%} > 8-46$ °C) over the 200–300 °C temperature range compared to those prepared from MNA, Fig. 11. In our case, degradation of the anhydride derived segment of the polymers by a retroDiels–Alder (rDA) reaction is possible [46]. Indeed, the rDA reaction has been observed in the degradation of MNA derived polymers from petrochemical sources, where initial degradation occurs around 240 °C [47, 48]. It is likely the slightly decreased stability of the MNA derived polymers over the Aradur917[®] derived ones is a reflected in the ease of rDA which is known to be more facile for bridgehead derived structures [47]. Another observation from our data highlights that an increased initial thermal stability is achieved when a lower ratio of anhydride (>E:A) is used. This provides further evidence that the initial degradation pathway reflects decomposition of the anhydride derived segments and has been observed before for ESBO derivatives.

Conclusions

A series of renewable crosslinked polyester resins were produced from epoxidized plant oils (EGSO, ESBO and ERSO) and cyclic anhydrides (Aradur917[®] and MNA). The properties of the epoxy resins such as crosslink density, mechanical and thermal properties were tested in order to identify the possibility of whether grapeseed oil, a waste product from the wine industry, would be a viable replacement for soybean oil (a food crop). In terms of crosslinking density, which governs physical properties, grapeseed oil was less crosslinked than soybean polymers (for Aradur917[®] EGSO = 32.9×10^{-4} mol cm⁻³, ESBO = 35.8×10^{-4} mol cm⁻³). The lower crosslink density was attributed to the higher linoleic content upon which the second epoxide becomes inaccessible for polymerisation after the first has reacted. The more rigid anhydride, MNA, results in a significantly higher T_g than for Aradur917[®] however due to the lower crosslink densities in MNA derived materials their UTS is significantly lower. The EGSO/MNA 1:1 polymer exhibits a similar T_g (62 °C) to that previously reported for ESBO and phthalic anhydride 65 °C [42]. However in terms of thermal properties T_g 's of grapeseed polymers were higher than soybean (for Aradur917, EGSO T_g range –17 to 17 °C, ESBO T_g range –25 to 6 °C). Thermal degradation showed no distinct pattern between the different oils.

ESBO derived polymers have been used mainly in non-structural applications [24]. In polyesters ESBO has mainly been used as an additive and reactive diluent to partially replace BADGE, and as such can lower the cost and improve the processability of materials [49–51]. In conclusion it can be stated that for anhydride cured polyesters grapeseed oil would only be a sensible substitute for soybean in blending with BADGE for low stress applications or where thermal properties are more important than strength.

Open Access This article is distributed under the terms of the Creative Commons Attribution 4.0 International License (<http://creativecommons.org/licenses/by/4.0/>), which permits unrestricted use, distribution, and reproduction in any medium, provided you give appropriate credit to the original author(s) and the source, provide a link to the Creative Commons license, and indicate if changes were made.

References

1. Abas N, Kalair A, Khan N (2015) Review of fossil fuels and future energy technologies. *Futures* 69:31–49
2. Mythili R, Venkatachalam P, Subramanian P, Uma D (2014) Production characterization and efficiency of biodiesel: a review. *Int J Energy Res* 38:1233–1259
3. Biermann JU, Bornscheuer U, Meier MAR, Metzger JO, Schäfer HF (2011) Oils and fats as renewable raw materials in chemistry. *Angew Chem Int Ed* 50:3854–3871

4. Corma A, Iborra S, Velty A (2007) Chemical routes for the transformation of biomass into chemicals. *Chem Rev* 107:2411–2502
5. Gandini A, Lacerda TM, Carvalho AJF, Trovatti E (2016) Progress of polymers from renewable resources: furans, vegetable oils, and polysaccharides. *Chem Rev* 116:1637–1669
6. Miao S, Wang P, Su Z, Zhang S (2014) Vegetable-oil-based polymers as future polymeric biomaterials. *Acta Biomater* 10:1692–1704
7. de Espinosa LM, Meier MAR (2011) Plant oils: The perfect renewable resource for polymer science? *Eur Polym J* 47:837–852
8. Xia Y, Larock RC (2010) Vegetable oil-based polymeric materials: synthesis, properties, and applications. *Green Chem* 12:1893–1909
9. Coles SR, Barker G, Clark AJ, Kirwan K, Jacobs D, Makenji K, Pink D (2008) Synthetic mimicking of plant oils and comparison with naturally grown products in polyurethane synthesis. *Macromol Biosci* 8:526–532
10. Lligadas GR, Ronda JC, Galia M, Cadiz V (2010) Plant oils as platform chemicals for polyurethane synthesis: current state-of-the-art. *Biomacromol* 11:2825–2835
11. Sharma V, Kundu PP (2008) Condensation polymers from natural oils. *Prog Polym Sci* 33:1199–1215
12. Petrović ZS (2008) Polyurethanes from vegetable oils. *Polm Rev* 48:109–155
13. Meier MAR, Metzger JO, Schubert US (2007) Plant oil renewable resources as green alternatives in polymer science. *Chem Soc Rev* 36:1788–1802
14. Clark AJ, Hoong SS (2014) Copolymers of tetrahydrofuran and epoxidized vegetable oils: application to elastomeric polyurethanes. *Polym Chem* 5:3238–3244
15. Ma FR, Hanna MA (1999) Biodiesel production: a review. *Bioresour Technol* 70:1–15
16. Fillion B, Morsi BI (2000) Gas–liquid mass-transfer and hydrodynamic parameters in a soybean oil hydrogenation process under industrial conditions. *Ind Eng Chem Res* 39:2157–2168
17. Edvardsson J, Rautanen P, Littorin A, Larsson M (2001) Deactivation and coke formation on palladium and platinum catalysts in vegetable oil hydrogenation. *J Am Oil Chem Soc* 78:319–327
18. Crivello JV, Narayan R (1992) Epoxidized triglycerides as renewable monomers in photoinitiated cationic polymerization. *Chem Mater* 4:692
19. Situ Y, Hu J, Huang H, Fu H, Zeng H, Chen H (2007) Synthesis, properties and application of a novel epoxidized soybean oil-toughened phenolic resin. *Chin J Chem Eng* 15:418–423
20. Kessler MR, Ding R, Zhang C (2014) Reduction of epoxidized vegetable oils: a novel method to prepare bio-based polyols for polyurethanes. *Macromol Rapid Commun* 35:1068–1074
21. Derksen JTP, Cuperus FP, Kolster P (1996) Renewable resources in coatings technology: a review. *Prog Org Coat* 27:45–53
22. Karmalm P, Hjertberg T, Jansson A, Dahl R, Ankner K (2009) Network formation by epoxidised soybean oil in plastisol poly(vinyl chloride). *Polym Degrad Stabil* 94:1986–1990
23. Okieimen FE (2002) Studies in the utilisation of epoxidized vegetable oils as thermal stabiliser for poly(vinyl chloride). *Ind Crop Prod* 15:71–75
24. Wang R, Schuman TP (2013) Vegetable oil-derived epoxy monomers and polymer blends: a comparative study with review. *Express Polym Lett* 7:272–292
25. Karger-Kocsis J, Grishchuk S, Sorochynska L, Rong MZ (2013) Curing, gelling, thermomechanical and thermal decomposition behaviours of anhydride-cured epoxy DGEBA/epoxidised soybean oil compositions. *Polym Eng Sci* 54:747–755
26. España JM, Sánchez-Nacher L, Boronat T, Fombuena V, Balart R (2012) Properties of biobased epoxy resins from epoxidised soybean oil (ESBO) cured with maleic anhydride (MA). *J Am Chem Oil Soc* 89:2067–2075
27. O'Brien RD (2003) *Fats and oils: formulating and processing for applications*, 2nd edn. CRC Press, Boca Raton, FL
28. Larock RC, Andjelovic VM, Henna P, Li F (2005) Novel thermosets prepared by cationic copolymerization of various vegetable oils—synthesis and their structure-property relationships. *Polymer* 46:9674–9685
29. Kamel SB, Dawson H, Kakuda Y (1985) Characteristics and composition of melon and grapeseed oils and cakes. *J Am Oil Chem Soc* 62:881–883
30. Srivastava A, Prasad R (2000) Triglycerides-based diesel fuels. *Renew Sust Energy Rev* 4:111–133
31. Porto CD, Decorti D, Natolino A (2013) Effect of commercial enzymatic preparation with pectolytic activities on conventional extraction and ultrasound-assisted extraction of oil from grape-seed (*Vitis vinifera L.*). *Int J Food Sci Technol* 48:2127–2132
32. Fantozzi P, Betschart AA (1979) Development of grapeseed protein. *J Am Oil Chem Soc* 56:457–459
33. United Nations Food and Agriculture Organisation. <http://faostat3.fao.org/faostatgateway/go/to/browse/Q/QC/E>. Accessed 20 July 2016
34. Cai C, Dai H, Chen R, Su C, Xu X, Zhang S, Yang L (2008) Studies on the kinetics of in situ epoxidation of vegetable oils. *Eur J Lipid Sci Technol* 110:341–346
35. Sharma S, Kim JR (2012) The development and comparison of bio-thermoset plastics from epoxidised plant oils. *Ind Crop Prod* 36:485–499
36. Martini DS, Braga BA, Samios D (2009) On the curing of linseed oil epoxidized methyl esters with different cyclic dicarboxylic anhydrides. *Polymer* 50:2919–2925
37. Pan X, Sengupta P, Webster DC (2011) High biobased content epoxy-anhydride thermosets from epoxidized sucrose esters of fatty acids. *Biomacromol* 12:2416–2428
38. Rocks J, George GA, Vohwinkel F (2003) Curing kinetics and thermomechanical behaviour of co-anhydride cured aminoglycidyl epoxy resins. *Polym Int* 52:1758–1766
39. Stern C, Frick A, Weickert G (2007) Relationship between the structure and mechanical properties of polypropylene: effects of the molecular weight and shear-induced structure. *J Appl Polym Sci* 103:519–533
40. Hallam MA, Pollard G, Ward IM (1987) Relationship between tensile strength and molecular weight of highly drawn polyethylenes. *J Mater Sci Lett* 6:796–797
41. Montserrat S, Flaque C, Calafel M (1995) Influence of the accelerator concentration on the curing reaction of an epoxy-anhydride system. *Thermochim Acta* 269:213–229
42. Gerbase AE, Petzhold CL, Costa APO (2002) Dynamic mechanical and thermal behaviour of epoxy resins based upon soybean oil. *J Am Oil Chem Soc* 79:797–802
43. Miyagawa H, Mohanty AK, Misra M, Drzal LT (2004) Thermophysical and impact properties of epoxy containing epoxidized linseed oil, 1. Anhydride-cured epoxy. *Macromol Mater Eng* 289:629–635
44. Stevens GC, Richardson MJ (1983) Factors influencing the glass transition of DEGBA-anhydride epoxy resin. *Polymer* 24:851–858
45. Tan SG, Chow WS (2011) Curing characteristics and thermal properties of epoxidized soybean oil based thermosetting resin. *J Am Oil Chem Soc* 88:915–923
46. Vijayakumar CT, Leder K, Kramer A (1991) Thermogravimetric study of nadic-, methylnadic-, and allylnadic-bisimide monomers. *J Polym Sci Part A Polym Chem* 29:929–931
47. Freeman ES, Becker AJ (1968) Thermal degradation of nadic methyl anhydride-crosslinked novolac epoxy resin. *J Polym Sci Part A* 6:2829–2851

48. Rickborn B (1998) The retro-diels-alder reaction. Part 1. C–C dienophiles. *Org React* 52:1–393
49. Gupta AP, Ahmad S, Dev A (2011) Modification of novel bio-based resin-epoxidized soybean oil by conventional epoxy resin. *Polym Eng Sci* 51:1087–1091
50. Czub P (2006) Characterization of an epoxy resin modified with natural oil-based reactive diluents. *Macromol Symp* 245–246: 533–538
51. Rösch J, Mülhaupt R (1993) Polymers from renewable resources: polyester resins and blends based upon anhydride-cured epoxidized soybean oil. *Polym Bull* 31:679–685