

Reduced decompositions and permutation patterns

Bridget Eileen Tenner

Received: 13 July 2005 / Accepted: 27 February 2006 / Published online: 11 July 2006
© Springer Science + Business Media, LLC 2006

Abstract Billey, Jockusch, and Stanley characterized 321-avoiding permutations by a property of their reduced decompositions. This paper generalizes that result with a detailed study of permutations via their reduced decompositions and the notion of pattern containment. These techniques are used to prove a new characterization of vexillary permutations in terms of their principal dual order ideals in a particular poset. Additionally, the combined frameworks yield several new results about the commutation classes of a permutation. In particular, these describe structural aspects of the corresponding graph of the classes and the zonotopal tilings of a polygon defined by Elnitsky that is associated with the permutation.

Keywords Reduced decomposition · Permutation pattern · Vexillary permutation · Zonotopal tiling · Freely braided permutation

1. Introduction

Reduced decompositions of permutations are classical objects in combinatorics that appear throughout the literature. Following the work of Rodica Simion and Frank Schmidt in [15], the study of permutation patterns, particularly pattern avoidance, has become a frequently studied field as well.

In [1], Sara Billey, William Jockusch, and Richard Stanley relate these two concepts, possibly for the first time. There they show that 321-avoiding permutations are exactly those permutations where the subsequence $i(i \pm 1)i$ never occurs in a reduced decomposition. Relatedly, Victor Reiner shows in [13] that the number of $i(i \pm 1)i$ occurrences in reduced decompositions of the longest element in the symmetric group,

B. E. Tenner (✉)

Department of Mathematics, Massachusetts Institute of Technology, 77 Massachusetts Avenue,
Cambridge, MA 02139, USA
e-mail: bridget@math.mit.edu

which has the maximal number of occurrences of 321, is equal to the number of such reduced decompositions. Stanley had previously shown that this is the number of standard Young tableaux of a staircase shape in [17].

Inspired by these results, and more generally by the relationship they suggest between the two aspects of permutations, this paper studies elements of the symmetric group from the combined perspectives of their reduced decompositions and their patterns. While these aspects of a permutation appear extensively in combinatorial literature, they are not often treated together. This paper strives to remedy that fact, addressing several questions where reduced decompositions and permutation patterns together lead to interesting results.

After introducing basic terminology and notation in Section 2, Section 3 generalizes the result of Billey, Jockusch, and Stanley, via a new characterization of vexillary permutations in Theorem 3.8. This characterization is based on the reduced decompositions of the permutations *containing* the permutation in question, and is strikingly different from all previous equivalent characterizations. In addition to requiring that each of the permutations containing the vexillary permutation has a certain kind of reduced decomposition, the proof of Theorem 3.8 explicitly constructs such a reduced decomposition.

There are three algorithms which appear in this paper, the first of which occurs in the proof of Theorem 3.8. It should be noted that these are not deterministic, and include a certain amount of choice. For instance, Example 3.9 describes only one possible route that the algorithm VEX may take on a particular input.

There is an equivalence relation, sometimes known as the commutation relation, on the set of reduced decompositions of a particular permutation. This and an associated graph are discussed in Section 4. Theorem 4.6 and Corollary 4.8 characterize permutations with graphs and commutation classes having certain properties. These results are strengthened in Theorem 6.12.

The results in Sections 5 and 6 discuss permutation patterns with respect to a polygon defined by Serge Elnitsky in [4]. The rhombic tilings of this polygon are in bijection with the commutation classes of a permutation. New results include that the number of commutation classes of a permutation is monotonically increasing with respect to pattern containment (Theorem 5.10), and several results pertaining to a poset associated with tilings of the polygon. Finally, Section 7 completely describes this poset in the case of a freely braided permutation, as defined by Richard Green and Jozsef Losonczy in [5] and [6].

2. Basic definitions

The main definitions and notation that appear throughout the paper are discussed below. For more information about these objects, including proofs of elementary facts, see [3] and [9].

Let \mathfrak{S}_n denote the symmetric group on n elements. An element $w \in \mathfrak{S}_n$ permutes $\{1, \dots, n\}$ by mapping $i \mapsto w(i)$. This permutation will be written in one-line notation $w = w(1)w(2) \cdots w(n)$.

Example 2.1. $4213 \in \mathfrak{S}_4$ maps 1 to 4, 2 to itself, 3 to 1, and 4 to 3.

For $i \in \{1, \dots, n - 1\}$, the map s_i transposes i and $i + 1$, and fixes all other elements in a permutation. The symmetric group \mathfrak{S}_n is the Coxeter group of type A_{n-1} , and it is generated by the adjacent transpositions $\{s_i : i = 1, \dots, n - 1\}$. The adjacent transpositions satisfy the Coxeter relations:

$$\begin{aligned}
 s_i^2 &= 1 && \text{for all } i; \\
 s_i s_j &= s_j s_i && \text{if } |i - j| > 1; \\
 s_i s_{i+1} s_i &= s_{i+1} s_i s_{i+1} && \text{for } 1 \leq i \leq n - 2.
 \end{aligned}
 \tag{1}$$

$$\tag{2}$$

Equation (1) is called the *short braid relation*, and equation (2) is the *long braid relation*. A map is written to the left of its input, so $s_i w$ interchanges the positions of values i and $i + 1$ in the permutation w , while ws_i interchanges the values in positions i and $i + 1$ in w . If $w = w(1) \cdots w(n)$, then $ws_i = w(1) \cdots w(i + 1)w(i) \cdots w(n)$.

Because the symmetric group is generated by adjacent transpositions, any permutation $w \in \mathfrak{S}_n$ can be written as $w = s_{i_1} \cdots s_{i_\ell}$ for some $\{i_1, \dots, i_\ell\}$. The least such ℓ is the *length* of w , denoted $\ell(w)$. An *inversion* in w is a pair (i, j) where $i < j$ and $w(i) > w(j)$. The *inversion set* is $I(w) = \{(i, j) : (i, j) \text{ is an inversion}\}$. Since $I(w) \subseteq [1, n] \times [1, n]$, the inversion set can also be viewed as an array. The number of inversions in w is equal to $\ell(w)$ (see [9]). For obvious reasons, the permutation $w_0 := n \cdots 21 \in \mathfrak{S}_n$ is called the *longest element* in \mathfrak{S}_n .

Definition 2.2. For a permutation w with $\ell(w) = \ell$, a string $i_1 \cdots i_\ell$ such that $w = s_{i_1} \cdots s_{i_\ell}$ is a *reduced decomposition* of w . (Some sources call this a *reduced word*.) The set $R(w)$ consists of all reduced decompositions of w .

Definition 2.3. A *factor* is a consecutive substring of a reduced decomposition.

Similar to the Coxeter relations, a factor $j_1 j_2$ in a reduced decomposition will be called a *short braid move* if $|j_1 - j_2| > 1$, and a factor $j(j \pm 1)j$ will be called a *long braid move*. The set $R(w)$ has been studied in various contexts, notably by Stanley in [17]. There, Stanley computes $|R(w)|$ for several classes of permutations in terms of the number of standard Young tableaux of certain shapes. In the case of a vexillary permutation, this is equal to the number of standard Young tableaux of a single shape $\lambda(w)$ (see also Exercise 7.22 of [16]). The definition of vexillary permutations is postponed until Section 3, where they will be discussed in depth.

Definition 2.4. Let $w = w(1) \cdots w(n)$ and $p = p(1) \cdots p(k)$ for $k \leq n$. The permutation w *contains the pattern* p if there exist $i_1 < \cdots < i_k$ such that $w(i_1) \cdots w(i_k)$ is in the same relative order as $p(1) \cdots p(k)$. That is, $w(i_h) < w(i_j)$ if and only if $p(h) < p(j)$. If w does not contain p , then w *avoids* p , or is *p-avoiding*.

Suppose that w contains the pattern p , with $\{i_1, \dots, i_k\}$ as defined above. Then $w(i_1) \cdots w(i_k)$ is an occurrence of p in w . The notation $\langle p(j) \rangle$ will denote the value $w(i_j)$. If $\bar{p} = p(j)p(j + 1) \cdots p(j + m)$, then $\langle \bar{p} \rangle = w(i_j)w(i_{j+1}) \cdots w(i_{j+m})$.

Example 2.5. Let $w = 7413625$, $p = 1243$, and $q = 1234$. Then 1365 is an occurrence of p , with $\langle 1 \rangle = 1$, $\langle 2 \rangle = 3$, $\langle 4 \rangle = 6$, and $\langle 3 \rangle = 5$. Also, $\langle 24 \rangle = 36$. The permutation w is q -avoiding.

Definition 2.6. Let w contain the pattern p , and let $\langle p \rangle$ be a particular occurrence of p . If $w(j) \in \langle p \rangle$, then $w(j)$ is a *pattern entry* in w . Otherwise $w(j)$ is a *non-pattern entry*. If a non-pattern entry lies between two pattern entries in the one-line notation for w , then it is *inside* the pattern. Otherwise it is *outside* the pattern. “Inside” and “outside” are only defined for non-pattern entries.

Definition 2.7. Let $\langle p \rangle$ be an occurrence of $p \in \mathfrak{S}_k$ in w . Suppose that x is inside the pattern, that $\langle m \rangle < x < \langle m + 1 \rangle$ for some $m \in [1, k - 1]$, and that the values $\{\langle m \rangle, x, \langle m + 1 \rangle\}$ appear in increasing order in the one-line notation for w . Let $a, b \in \mathbb{N}$ be maximal so that the values

$$\{\langle m - a \rangle, \langle m - a + 1 \rangle, \dots, \langle m \rangle, x, \langle m + 1 \rangle, \dots, \langle m + b - 1 \rangle, \langle m + b \rangle\}$$

appear in increasing order in the one-line notation for w . The entry x is *obstructed to the left* if a pattern entry smaller than $\langle m - a \rangle$ appears between $\langle m - a \rangle$ and x in w . Likewise, x is *obstructed to the right* if a pattern entry larger than $\langle m + b \rangle$ appears between x and $\langle m + b \rangle$ in w .

Example 2.8. Let $w = 32451$ and $p = 3241$. Then 3241 and 3251 are both occurrences of p in w . Obstruction is only defined for the latter, with $x = 4$ and $m = 3$. Then $a = b = 0$, and 4 is obstructed to the left and not to the right.

Example 2.9. Let $w = 21354$ and $p = 2143$. Then 2154 is an occurrence of p in w . Using $x = 3$, $m = 2$ in Definition 2.7 shows that $a = b = 0$, and 3 is obstructed both to the left and to the right.

3. Vexillary characterization

Vexillary permutations first appeared in [8] and subsequent publications by Alain Lascoux and Marcel-Paul Schützenberger. They were also independently found by Stanley in [17]. There have since emerged several equivalent definitions of these permutations, and a thorough discussion of these occurs in [9]. The original definition of Lascoux and Schützenberger, and the one of most relevance to this discussion, is the following.

Definition 3.1. A permutation is *vexillary* if it is 2143-avoiding.

Example 3.2. The permutation 3641572 is vexillary, but 3641752 is not vexillary because 3175 is an occurrence of 2143 in the latter.

The following proposition is key to proving one direction of Theorem 3.8.

Proposition 3.3. *Let w contain the pattern p . Let x be inside the pattern, with $\langle m \rangle < x < \langle m + 1 \rangle$ and the values $\{\langle m \rangle, x, \langle m + 1 \rangle\}$ appearing in increasing order in w . If p is vexillary then x cannot be obstructed both to the left and to the right.*

Proof: Such obstructions would create a 2143-pattern in p . □

Example 2.9 illustrates a non-vexillary permutation which has an element x that is obstructed on both sides.

Equivalent characterizations of vexillarity concern the inversion set $I(w)$ or the following objects.

Definition 3.4. The *diagram* of a permutation w is $D(w) \subseteq [1, n] \times [1, n]$ where

$$(i, j) \in D(w) \text{ if and only if } i < w^{-1}(j) \text{ and } j < w(i).$$

Definition 3.5. The *code* of w is the vector $c(w) = (c_1(w), \dots, c_n(w))$ where $c_i(w)$ is the number of elements in row i of $I(w)$. The shape $\lambda(w)$ is the partition formed by writing the entries of the code in non-increasing order.

Proposition 3.6. *The following are equivalent definitions of vexillarity for a permutation w :*

- (V1) w is 2143-avoiding;
- (V2) The set of rows of $I(w)$ is totally ordered by inclusion;
- (V3) The set of columns of $I(w)$ is totally ordered by inclusion;
- (V4) The set of rows of $D(w)$ is totally ordered by inclusion;
- (V5) The set of columns of $D(w)$ is totally ordered by inclusion;
- (V6) $\lambda(w)' = \lambda(w^{-1})$, where $\lambda(w)'$ is the transpose of $\lambda(w)$.

Proof: See [9]. □

This section proves a new characterization of vexillary permutations, quite different from those in Proposition 3.6. A partial ordering can be placed on the set of all permutations $\mathfrak{S}_1 \cup \mathfrak{S}_2 \cup \mathfrak{S}_3 \cup \dots$, where $u < v$ if v contains the pattern u . Definition 3.1 determines vexillarity by a condition on the principal order ideal of a permutation. The new characterization, Theorem 3.8, depends on a particular condition holding for the principal *dual* order ideal.

Definition 3.7. Let $\mathbf{i} = i_1 \cdots i_\ell$ be a reduced decomposition of $w = w(1) \cdots w(n)$. For $M \in \mathbb{N}$, the *shift of \mathbf{i} by M* is

$$\mathbf{i}^M := (i_1 + M) \cdots (i_\ell + M) \in R(12 \cdots M(w(1) + M)(w(2) + M) \cdots (w(n) + M)).$$

Theorem 3.8. *The permutation p is vexillary if and only if, for every permutation w containing a p -pattern, there exists a reduced decomposition $\mathbf{j} \in R(w)$ containing some shift of an element $\mathbf{i} \in R(p)$ as a factor.*

Proof: First suppose that $p \in \mathfrak{S}_k$ is vexillary. Let $w \in \mathfrak{S}_n$ contain a p -pattern. Assume for the moment that there is a

$$\tilde{w} = (s_{I_1} \dots s_{I_q})w(s_{J_1} \dots s_{J_r}) \in \mathfrak{S}_n \tag{3}$$

such that

- (R1) $\ell(\tilde{w}) = \ell(w) - (q + r)$;
- (R2) \tilde{w} has a p -pattern in positions $\{1 + M, \dots, k + M\}$ for some $M \in [0, n - k]$.

Choose a reduced decomposition $\mathbf{i} \in R(p)$. Let $\tilde{w}' \in \mathfrak{S}_n$ be the permutation obtained from \tilde{w} by placing the values $\{\tilde{w}(1 + M), \dots, \tilde{w}(k + M)\}$ in increasing order and leaving all other entries unchanged. Choose any $\mathbf{h} \in R(\tilde{w}')$. Then

$$(I_q \dots I_1)\mathbf{h}\mathbf{i}^M(J_r \dots J_1) \in R(w). \tag{4}$$

It remains only to find a $\tilde{w} \in \mathfrak{S}_n$ satisfying (R1) and (R2). This will be done by an algorithm VEX that takes as input a permutation $w \in \mathfrak{S}_n$ containing a p -pattern and outputs the desired permutation $\tilde{w} \in \mathfrak{S}_n$. Because the details of this algorithm can be cumbersome, a brief description precedes each of the major steps.

Algorithm VEX

INPUT: $w \in \mathfrak{S}_n$ with an occurrence $\langle p \rangle$ of the pattern $p \in \mathfrak{S}_k$.

OUTPUT: $\tilde{w} \in \mathfrak{S}_n$ as in Eq. (3) satisfying (R1) and (R2).

Step 0: Initialize variables.

Set $w_{[0]} := w$ and $i := 0$.

Step 1: Check if ready to output.

If $w_{[i]}$ has no entries inside the pattern, then OUTPUT $w_{[i]}$. Otherwise, choose $x_{[i]}$ inside the pattern.

Step 2: Move all inside entries larger than $\langle k \rangle$ to the right of $\langle p \rangle$.

If $x_{[i]} > \langle k \rangle$, then BEGIN

- a. Let $B(x_{[i]}) = \{y \geq x_{[i]} : y \text{ is inside the pattern}\}$.
- b. Consider the elements of $B(x_{[i]})$ in decreasing order. Multiply $w_{[i]}$ on the right by adjacent transpositions (changing *positions* in the one-line notation) to move each element immediately to the right of $\langle p \rangle$.
- c. Let $w_{[i+1]}$ be the resulting permutation. Set $i := i + 1$ and GOTO Step 1.

Step 3: Move all inside entries smaller than $\langle 1 \rangle$ to the left of $\langle p \rangle$.

If $x_{[i]} < \langle 1 \rangle$, then BEGIN

- a. Let $S(x_{[i]}) = \{y \leq x_{[i]} : y \text{ is inside the pattern}\}$.
- b. Consider the elements of $S(x_{[i]})$ in increasing order. Multiply $w_{[i]}$ on the right by adjacent transpositions to move each element immediately to the left of $\langle p \rangle$.
- c. Let $w_{[i+1]}$ be the resulting permutation. Set $i := i + 1$ and GOTO Step 1.

Step 4: Determine bounds in the pattern for the inside entry.

Let $m \in [1, k - 1]$ be the unique value such that $\langle m \rangle < x_{[i]} < \langle m + 1 \rangle$.

Step 5: Change the occurrence of $\langle p \rangle$ and the inside entry so that it does not lie between its bounds in the pattern.

If the values $\{\langle m \rangle, x_{[i]}, \langle m + 1 \rangle\}$ appear in increasing order in $w_{[i]}$, then define a and b as in Definition 2.7 and BEGIN

a. If $x_{[i]}$ is unobstructed to the right, then BEGIN

- i. Let $R(x_{[i]})$ be the set of non-pattern entries at least as large as $x_{[i]}$ and lying between $x_{[i]}$ and $\langle m + b \rangle$ in the one-line notation of $w_{[i]}$.
- ii. Consider the elements of $R(x_{[i]})$ in decreasing order. For each $y \in R(x_{[i]})$, multiply on the right by adjacent transpositions until y is immediately to the right of $\langle m + b \rangle$, or the right neighbor of y is $z > y$. In the latter case, $z = \langle m + b' \rangle$ for some $b' \in [1, b]$ because all larger non-pattern entries are already to the right of $\langle m + b \rangle$. Interchange the roles of y and $\langle m + b' \rangle$, and move this new y to the right in the same manner, until it is to the right of (the redefined) $\langle m + b \rangle$.
- iii. Let $w_{[i+1]}$ be the resulting permutation, with $\langle p \rangle$ redefined as indicated. Let $x_{[i+1]}$ be the non-pattern entry in the final move after any interchange of roles. This is greater than $x_{[i]}$ and the newly redefined $\langle m + b \rangle$, and occurs to the right of the new $\langle m + b \rangle$. If $x_{[i+1]}$ is outside of the pattern, GOTO Step 1 with $i := i + 1$. Otherwise GOTO Step 2 with $i := i + 1$.

b. The entry $x_{[i]}$ is unobstructed to the left (Proposition 3.3). BEGIN

- i. Let $L(x_{[i]})$ be the set of non-pattern entries at most as large as $x_{[i]}$ and lying between $\langle m - a \rangle$ and $x_{[i]}$ in the one-line notation of $w_{[i]}$.
- ii. Consider the elements of $L(x_{[i]})$ in increasing order. For each $y \in L(x_{[i]})$, multiply on the right by adjacent transpositions until y is immediately to the left of $\langle m - a \rangle$, or the left neighbor of y is $z < y$. In the latter case, $z = \langle m - a' \rangle$ for some $a' \in [0, a]$ because all smaller non-pattern entries are already to the left of $\langle m - a \rangle$. Interchange the roles of y and $\langle m - a' \rangle$, and move this new y to the left in the same manner, until it is to the left of (the redefined) $\langle m - a \rangle$.
- iii. Let $w_{[i+1]}$ be the resulting permutation, with $\langle p \rangle$ redefined as indicated. Let $x_{[i+1]}$ be the non-pattern entry in the final move after any interchange of roles. This is less than $x_{[i]}$ and the newly redefined $\langle m - a \rangle$, and occurs to the left of the new $\langle m - a \rangle$. If $x_{[i+1]}$ is outside of the pattern, GOTO Step 1. Otherwise GOTO Step 3 with $i := i + 1$.

Step 6: Change the occurrence of $\langle p \rangle$, but not its position, so that the value of the inside entry increases but the values of $\langle p \rangle$ either stay the same or decrease. If $w_{[i]}(s) = \langle m + 1 \rangle$ and $w_{[i]}(t) = x_{[i]}$ with $s < t$, multiply $w_{[i]}$ on the left by adjacent transpositions (changing values in the one-line notation) to obtain $w_{[i+1]}$ with the values $[x_{[i]}, \langle m + 1 \rangle]$ in increasing order. Then $w_{[i+1]}(s)$ is in the half-open interval $[x_{[i]}, \langle m + 1 \rangle)$, and $w_{[i+1]}(t)$ is in the half-open interval $(x_{[i]}, \langle m + 1 \rangle]$. GOTO Step 2 with $x_{[i+1]} := w_{[i+1]}(t)$, the pattern redefined so that $\langle m + 1 \rangle := w_{[i+1]}(s)$, and $i := i + 1$.

Step 7: Change the occurrence of $\langle p \rangle$, but not its position, so that the value of the inside entry decreases but the values of $\langle p \rangle$ either stay the same or increase. If $w_{[i]}(s) = \langle m \rangle$ and $w_{[i]}(t) = x_{[i]}$ with $s > t$, multiply $w_{[i]}$ on the left by adjacent transpositions to obtain $w_{[i+1]}$ with the values $[\langle m \rangle, x_{[i]}]$ in increasing order. Then $w_{[i+1]}(s)$ is in the half-open interval $(\langle m \rangle, x_{[i]}]$, and $w_{[i+1]}(t)$ is in the half-open interval $[\langle m \rangle, x_{[i]})$. GOTO Step 3 with $x_{[i+1]} := w_{[i+1]}(t)$, the pattern redefined so that $\langle m \rangle := w_{[i+1]}(s)$, and $i := i + 1$.

Each subsequent visit to Step 1 involves a permutation with strictly fewer entries inside the pattern than on the previous visit. Each multiplication by an adjacent transposition indicated in the algorithm removes an inversion, and so decreases the length of the permutation. This is crucial because of requirement (R1).

Consider the progression of VEX:

- Step 1 \implies HALT or begin a pass through VEX;
- Step 2 \implies Step 1;
- Step 3 \implies Step 1;
- Step 5a \implies Steps 2 or 6;
- Step 5b \implies Steps 3 or 7;
- Step 6 \implies Steps 2, 5, or 6;
- Step 7 \implies Steps 3, 5, or 7.

Step 5a concludes with $x_{[i+1]}$ to the left of its lower pattern bound, and smaller pattern elements lying between $x_{[i+1]}$ and this bound. Therefore, no matter how often Step 6 is next called, the algorithm will never subsequently go to Step 5b before going to Step 1. Likewise, a visit to Step 5b means that Step 5a can never be visited until Step 1 is visited and a new entry inside the pattern is chosen.

Steps 2 and 3 do not change the relative positions of $\langle p \rangle$.

Steps 5a and 6 imply $x_{[i+1]} > x_{[i]}$, while $x_{[i+1]} < x_{[i]}$ after Steps 5b and 7. Let m be as in Step 4. Until revisiting Step 1, the values $\langle m' \rangle$, for $m' \geq m + 1$, do not increase if $x_{[i+1]} > x_{[i]}$. Nor do the values $\langle m' \rangle$, for $m' \leq m$, decrease if $x_{[i+1]} < x_{[i]}$. The other pattern values are unchanged. The definition of m means that the reordering of values in Steps 6 and 7 does not change the positions in which the pattern p occurs. Additionally, these steps change the value of the entry inside the pattern (that is, $x_{[i+1]} \neq x_{[i]}$), but not its position.

These observations indicate not only that VEX terminates, but that it outputs $\tilde{w} \in \mathfrak{S}_n$ as in Eq. (3) satisfying (R1) and (R2). This completes one direction of the proof.

Now suppose $p \in \mathfrak{S}_k$ is not vexillary. There is an occurrence (2143) such that

$$p = \cdots \langle 2 \rangle \cdots \langle 1 \rangle (\langle 2 \rangle + 1) (\langle 2 \rangle + 2) \cdots (\langle 3 \rangle - 2) (\langle 3 \rangle - 1) \langle 4 \rangle \cdots \langle 3 \rangle \cdots$$

Define z to be the index such that $p(z) = \langle 1 \rangle$. Define $w \in \mathfrak{S}_{k+1}$ by

$$w(m) = \begin{cases} p(m) & : m \leq z \text{ and } p(m) \leq \langle 2 \rangle; \\ p(m) + 1 & : m \leq z \text{ and } p(m) > \langle 2 \rangle; \\ \langle 2 \rangle + 1 & : m = z + 1; \\ p(m - 1) & : m > z + 1 \text{ and } p(m) \leq \langle 2 \rangle; \\ p(m - 1) + 1 & : m > z + 1 \text{ and } p(m) > \langle 2 \rangle. \end{cases}$$

For example, if $p = 2143$, then $w = 21354$.

If there is a reduced decomposition $\mathbf{j} \in R(w)$ such that $\mathbf{j} = \mathbf{j}_1 i^M \mathbf{j}_2$ for $i \in R(p)$ and $M \in \mathbb{N}$, then there is a $\tilde{w} \in \mathfrak{S}_{k+1}$ as in Eq. (3) satisfying (R1) and (R2). Keeping the values $\langle 1 \rangle, \langle 2 \rangle, \langle 3 \rangle,$ and $\langle 4 \rangle$ as defined above, the permutation w was constructed so that

$$w = \dots \langle 2 \rangle \dots \langle 1 \rangle (\langle 2 \rangle + 1) (\langle 2 \rangle + 2) \dots (\langle 3 \rangle - 2) (\langle 3 \rangle - 1) \langle 3 \rangle (\langle 4 \rangle + 1) \dots (\langle 3 \rangle + 1) \dots$$

One of the values in the consecutive subsequence $(\langle 2 \rangle + 1)(\langle 2 \rangle + 2) \dots \langle 3 \rangle$ must move to get a consecutive p -pattern in \tilde{w} . However, the values $\{\langle 2 \rangle, \dots, \langle 3 \rangle + 1\}$ appear in increasing order in w , and the consecutive subsequence

$$\langle 1 \rangle (\langle 2 \rangle + 1) (\langle 2 \rangle + 2) \dots (\langle 3 \rangle - 2) (\langle 3 \rangle - 1) \langle 3 \rangle (\langle 4 \rangle + 1)$$

in w is increasing. Therefore, there is no way to multiply w by adjacent transpositions, always eliminating an inversion, to obtain a consecutive p -pattern.

Hence, if p is not vexillary then there exists a permutation w containing a p -pattern such that no reduced decomposition of w contains a shift of a reduced decomposition of p as a factor. □

Example 3.9. If $w = \mathbf{314652}$ and $p = 231$, with the chosen occurrence $\langle p \rangle$ in bold, the algorithm VEX may proceed as follows.

- $w_{[0]} := \mathbf{314652}$.
- Step 1: $x_{[0]} := 1$.
- Step 3: $w_{[0]} \mapsto w_{[0]}s_1 = \mathbf{134652} =: w_{[1]}$.
- Step 1: $x_{[1]} := 5$.
- Step 6: $w_{[1]} \mapsto s_5w_{[1]} = \mathbf{134562} =: w_{[2]}$; $x_{[2]} := 6$.
- Step 2: $w_{[2]} \mapsto w_{[2]}s_5 = \mathbf{134526} =: w_{[3]}$.
- Step 1: $x_{[3]} := 4$.
- Step 5a: $w_{[3]} \mapsto w_{[3]} = \mathbf{134526} =: w_{[4]}$; $x_{[4]} := 5$.
- Step 2: $w_{[4]} \mapsto w_{[4]}s_4 = \mathbf{134256} =: w_{[5]}$.
- Step 1: output $\mathbf{134256}$.

Therefore $\tilde{w} = 134256 = s_5w_{[5]}$, and $\tilde{w}' = 123456$. Keeping the notation of Eq. (4) , $\mathbf{h} = \emptyset$ and $M = 1$. The unique reduced decomposition of 231 is 12, and indeed

$$(5)\emptyset(12)^1(451) = 523451 \in R(w).$$

Example 3.10. Let $w = 21354$ and $p = 2143$. No element of $R(w) = \{14, 41\}$ contains a shift of any element of $R(p) = \{13, 31\}$ as a factor.

Remark 3.11. Suppose that $j \in R(w)$ contains a shift of $i \in R(p)$ as a factor,

$$j = j_1 i^M j_2. \tag{5}$$

Then $i \in R(p)$ can be replaced by any $i' \in R(p)$ in Eq. (5)

Some care must be taken regarding factors in reduced decompositions. This is clarified in the following definition and lemma, the proof of which is straightforward.

Definition 3.12. Let $w \in \mathfrak{S}_n$ and $i \in R(w)$. Write $i = abc$, where $a \in R(u)$ and $c \in R(v)$. Suppose that b contains only letters in $S = \{1 + M, \dots, k - 1 + M\}$. If no element of $R(u)$ has an element of S as its rightmost character and no element of $R(v)$ has an element of S as its leftmost character, then b is *isolated* in i . Equivalently, the values $\{1 + M, \dots, k + M\}$ must appear in increasing order in v , and the positions $\{1 + M, \dots, k + M\}$ must comprise an increasing sequence in u .

If $b \in R(k \cdots 21)$ and a shift of b appears as a factor in a reduced decomposition of some permutation, then b is necessarily isolated. This is because b has maximal reduced length in the letters $\{1, \dots, k - 1\}$, so any factor of length greater than $\binom{k}{2}$ in the letters $\{1 + M, \dots, k - 1 + M\}$ is not reduced.

Lemma 3.13. *If a reduced decomposition of w contains an isolated shift of a reduced decomposition of p , then w contains the pattern p .*

The converse to Lemma 3.13 holds if p is vexillary.

The characterization of vexillary in Theorem 3.8 differs substantially from those in Proposition 3.6. There is not an obvious way to prove equivalence with any of the definitions (V2)–(V6), except via (V1). This raises the question of whether more may be understood about vexillary permutations (or perhaps other types, such as Grassmannian or dominant permutations) by studying their reduced decompositions or the permutations that contain those in question as patterns.

Theorem 3.8 has a number of consequences, and will be used often in the subsequent sections of this paper. Most immediately, notice that it generalizes the result of Billey, Jockusch, and Stanley mentioned earlier: 321-avoiding permutations are exactly those whose reduced decompositions contain no long braid moves, and observe that $R(321) = \{121, 212\}$.

4. The commutation relation

Recall the definition of short and long braid moves in a reduced decomposition, as well as the short and long braid relations described in Eqs. (1) and (2). It is well known that any element of $R(w)$ can be transformed into any other element of $R(w)$ by successive applications of the braid relations.

Because the short braid relation represents the commutativity of particular pairs of adjacent transpositions, the following equivalence relation is known as the *commutation relation*.

Definition 4.1. For a permutation w and $i, j \in R(w)$, write $i \sim j$ if i can be obtained from j by a sequence of short braid moves. Let $C(w)$ be the set of commutation classes of reduced decompositions of w , as defined by \sim .

Example 4.2. The commutation classes of $4231 \in \mathfrak{S}_4$ are $\{12321\}$, $\{32123\}$, and $\{13231, 31231, 13213, 31213\}$.

Definition 4.3. For a permutation w , the graph $G(w)$ has vertex set equal to $C(w)$, and two vertices share an edge if there exist representatives of the two classes that differ by a long braid move.

Elnitsky gives a very elegant representation of this graph in [4], which will be discussed in depth in Section 5. A consequence of his description, although not difficult to prove independent of his work, is the following.

Proposition 4.4. *The graph $G(w)$ is connected and bipartite.*

Proof: See [4]. □

Despite Proposition 4.4, much remains to be understood about the graph $G(w)$. For example, even the size of the graph for w_0 (that is, the number of commutation classes for the longest element) is unknown.

Billey, Jockusch, and Stanley characterize all permutations with a single commutation class, and hence whose graphs are a single vertex, as 321-avoiding permutations. A logical question to ask next is: for what permutations does each reduced decomposition contain at most one long braid move? More restrictively: what if this long braid move is required to be a specific shift of 121 or 212? Moreover, what are the graphs in these cases?

Definition 4.5. Let $U_n = \{w \in \mathfrak{S}_n : w \text{ has two long braid moves}\}$.

Theorem 4.6. *U_n is the set of permutations such that every 321-pattern in w has the same maximal element and the same minimal element.*

Proof: Assume w has a 321-pattern. Suppose that every occurrence of 321 in w has $\langle 3 \rangle = x$ and $\langle 1 \rangle = y$. Suppose that $j \in R(w)$ has at least one long braid move. Choose k so that $j_k j_{k+1} j_{k+2}$ is the first such. Each adjacent transposition in a reduced decomposition increases the length of the product. Then by the supposition,

$$s_{j_{k+2}} s_{j_{k+1}} s_{j_k} \cdots s_{j_1} w$$

is 321-avoiding, so $j_{k+3} \cdots j_\ell$ has no long braid moves. It remains only to consider when $j_{k+2} j_{k+3} j_{k+4}$ is also a long braid move. The only possible reduced configurations

for such a factor $j_k j_{k+1} j_{k+2} j_{k+3} j_{k+4}$ are shifts of 21232 and 23212. If either of these is not isolated, then it is part of a shift of 212321, 321232, 123212, or 232123. Notice that

- 212321, 321232, 123212, 232123 $\in R(4321)$;
- 23212 $\in R(4312)$;
- 21232 $\in R(3421)$.

If $j_k j_{k+1} j_{k+2} j_{k+3} j_{k+4}$ is isolated in \mathbf{j} then w contains a 4312- or 3421-pattern by Lemma 3.13. Otherwise, w contains a 4321-pattern. However, every 321-pattern in w has $\langle 3 \rangle = x$ and $\langle 1 \rangle = y$. Therefore $j_k j_{k+1} j_{k+2}$ is the only long braid move in \mathbf{j} , so $w \in U_n$.

Now let w be an element of U_n . If w has two 321-patterns that do not have the same maximal element and the same minimal element, then they intersect at most once or they create a 4321-, 4312-, or 3421-pattern. These three patterns are vexillary. Thus by Theorem 3.8 and the examples above, containing one of these patterns would imply that some element of $R(w)$ has more than one long braid move. If the two 321-patterns intersect at most once, their union may be a non-vexillary pattern, so Theorem 3.8 does not necessarily apply. However, a case analysis shows that it is possible to shorten w by adjacent transpositions and make one 321-pattern increasing (via a long braid move) without destroying the other 321-pattern. Thus an element of $R(w)$ would have more than one long braid move, contradicting $w \in U_n$. □

Definition 4.7. Let $U_n(j)$ consist of permutations with some 321-pattern, where every long braid move that occurs must be $j(j + 1)j$ or $(j + 1)j(j + 1)$.

Corollary 4.8. $U_n(j) = \{w \in \mathfrak{S}_n : w \text{ has a unique 321-pattern and } \langle 2 \rangle = j + 1\}$. If w has a unique 321-pattern, then $w(\langle 2 \rangle) = \langle 2 \rangle$.

Proof: A unique 321-pattern implies that $\{1, \dots, \langle 2 \rangle - 1\} \setminus \langle 1 \rangle$ all appear to the left of $\langle 2 \rangle$ in $w(1) \cdots w(n)$, and $\{\langle 2 \rangle + 1, \dots, n\} \setminus \langle 3 \rangle$ all appear to the right of $\langle 2 \rangle$, so the second statement follows.

Consider the long braid moves that may appear for elements of $U_n \supset U_n(j)$. Let $w \in U_n$ have k distinct 321-patterns. By Theorem 4.6, these form a pattern $p = (k + 2)23 \cdots k(k + 1)1 \in \mathfrak{S}_{k+2}$ in w . The permutation p is vexillary, so there exists $M \in \mathbb{N}$ and a reduced decomposition $\mathbf{j}_1 \mathbf{i}^M \mathbf{j}_2 \in R(w)$ for each $\mathbf{i} \in R(p)$. There are elements in $R(p)$ with long braid moves $i(i + 1)i$ for each $i \in [1, k]$. For example, $12 \cdots k(k + 1)k \cdots 21 \in R(p)$. Therefore, if $w \in U_n(j)$, then $k = 1$, so w has a unique 321-pattern.

Suppose that w has a unique 321-pattern. Because $w(\langle 2 \rangle) = \langle 2 \rangle$, the only possible long braid moves in reduced decompositions of w are $(\langle 2 \rangle - 1)\langle 2 \rangle(\langle 2 \rangle - 1)$ or $\langle 2 \rangle(\langle 2 \rangle - 1)\langle 2 \rangle$. □

Corollary 4.9. If $w \in U_n$ and w has k distinct 321-patterns, then $|C(w)| = k + 1$ and the graph $G(w)$ is a path of $k + 1$ vertices connected by k edges.

Proof: Because w contains the pattern $p = (k + 2)23 \cdots k(k + 1)1 \in \mathfrak{S}_{k+2}$, there is a subgraph of $G(w)$ that is a path of $k + 1$ vertices connected by k edges. Since p accounts for all of the 321-patterns in w , this is all of $G(w)$. □

Corollary 4.10. *If $w \in U_n(j)$, then $|C(w)| = 2$ and the graph $G(w)$ is a pair of vertices connected by an edge.*

5. Elnitsky’s polygon

In his doctoral thesis and in [4], Elnitsky developed a bijection between commutation classes of reduced decompositions of $w \in \mathfrak{S}_n$ and rhombic tilings of a particular $2n$ -gon $X(w)$. This bijection leads to a number of interesting questions about tilings of $X(w)$ and their relations to the permutation w itself. A number of these ideas are studied in this and the following section.

Definition 5.1. For $w \in \mathfrak{S}_n$, let $X(w)$ be the $2n$ -gon with all sides of unit length such that

- (1) Sides of $X(w)$ are labeled $1, \dots, n, w(n), \dots, w(1)$ in order;
- (2) The portion labeled $1, \dots, n$ is convex; and
- (3) Sides with the same label are parallel.

Orient the polygon so that the edge labeled 1 lies to the left of the top vertex and the edge labeled $w(1)$ lies to its right. This is *Elnitsky’s polygon*.

Example 5.2. For $w_0 \in \mathfrak{S}_n$, the polygon $X(w_0)$ is a centrally symmetric $2n$ -gon.

Definition 5.3. The hexagon $X(321)$ can be tiled by rhombi with sides of unit length in exactly two ways. Each of these tilings is the *flip* of the other.

Definition 5.4. Let $T(w)$ be the set of tilings of $X(w)$ by rhombi with sides of unit length. Define a graph $G'(w)$ with vertex set $T(w)$, and connect two tilings by an edge if they differ by a flip of the tiling of a single sub-hexagon.

Unless otherwise indicated, the term *tiling* refers to an element of $T(w)$.

Theorem 5.5 (Elnitsky). *The graphs $G(w)$ and $G'(w)$ are isomorphic.*

Henceforth, both graphs will be denoted $G(w)$.

Before discussing new results related to this polygon, it is important to understand Elnitsky’s bijection, outlined in the following algorithm. A more thorough treatment appears in [4].

Algorithm ELN

INPUT: $T \in T(w)$.

OUTPUT: An element of $C_T \in C(w)$.

Step 0. Set the polygon $P_{[0]} := X(w)$, the string $j_{[0]} := \emptyset$, and $i := 0$.

Step 1. If $P_{[i]}$ has no area, then OUTPUT $j_{[i]}$.

Step 2. There is at least one tile t_i that shares two edges with the right side of $P_{[i]}$.

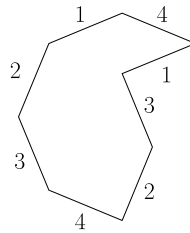


Fig. 1 The polygon $X(4132)$

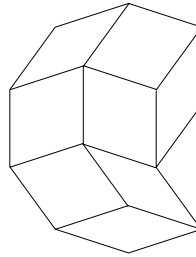


Fig. 2 A tiling in $T(53241)$

Step 3. If t_i includes the j^{th} and $(j + 1)^{\text{st}}$ edges from the top along the right side of $P_{[i]}$, set $\mathbf{j}_{[i+1]} := j\mathbf{j}_{[i]}$.

Step 4. Let $P_{[i+1]}$ be $P_{[i]}$ with the tile t_i removed. Set $i := i + 1$ and GOTO Step 1.

ELN yields the entire commutation class because of the choice of tile in Step 2.

Example 5.6. The tiling in Fig. 2 corresponds to the equivalence class consisting solely of the reduced decomposition $12343212 \in R(53241)$.

Corollary 5.7. If p is vexillary and w contains a p -pattern, then $G(p)$ is a subgraph of $G(w)$.

Proof: This follows from Theorems 3.8 and 5.5. □

Elnitsky’s correspondence, described in ELN, combined with Theorem 4.6 and Corollary 4.8, indicates that any tiling of $X(w)$ for $w \in U_n$ has at most one sub-hexagon (every tiling has exactly one sub-hexagon if w is not 321-avoiding). Moreover, the sub-hexagon has the same vertical position for all elements of $U_n(j)$.

Under certain circumstances, the polygon $X(w)$ for $w \in \mathfrak{S}_n$ can be rotated or reflected to give a polygon $X(w')$ for another $w' \in \mathfrak{S}_n$.

Corollary 5.8. Let $w = w(1) \cdots w(n)$ and $w^R = w(n) \cdots w(1)$. Then $|C(w)| = |C(w^R)|$ and $G(w) \simeq G(w^R)$.

Corollary 5.9. Let $w = w(1) \cdots w(n)$. If $w(1) = n, w(2) = n - 1, \dots, w(i) = n + 1 - i$, then $|C(w)| = |C(w^{(i)})|$ and $G(w) \simeq G(w^{(i)})$ where

$$w^{(i)} = (w(i + 1) + i)(w(i + 2) + i) \cdots (w(n) + i)i(i - 1) \cdots 21$$

and all entries are modulo n . Likewise, if $w(n) = 1, w(n - 1) = 2, \dots, w(n - j + 1) = j$, then $|C(w)| = |C(w_{(j)})|$ and $G(w) \simeq G(w_{(j)})$ where

$$w_{(j)} = n(n - 1) \cdots (n - j + 1)(w(1) - j)(w(2) - j) \cdots (w(n - j) - j)$$

and all entries are modulo n .

Elnitsky’s result interprets the commutation classes of $R(w)$ as rhombic tilings of $X(w)$, with long braid moves represented by flipping sub-hexagons. The following theorem utilizes this interpretation, and demonstrates that the number of commutation classes of a permutation is monotonically increasing with respect to pattern containment, thus generalizing one aspect of Corollary 5.7. Note that p is not required to be vexillary in Theorem 5.10, unlike in Theorem 3.8.

Theorem 5.10. *If w contains the pattern p , then $|C(w)| \geq |C(p)|$.*

Proof: Consider a tiling $T \in T(p)$. This represents a commutation class of $R(p)$. For an ordering of the tiles in T as defined by ELN, label the tile t_0 by $\ell(p)$, the tile t_1 by $\ell(p) - 1$, and so on. If the tile with label r corresponds to the adjacent transposition s_{i_r} , then $i_1 \cdots i_{\ell(p)} \in R(p)$.

Algorithm MONO

INPUT: w containing the pattern p and $T \in T(p)$ with tiles labeled as described.

OUTPUT: $T' \in T(w)$.

- Step 0. Set $w_{[0]} := w, p_{[0]} := p, T_{[0]} := T, T'_{[0]} := \emptyset$, and $i := 0$.
- Step 1. If $p_{[i]}$ is the identity permutation, then define $T'_{[i+1]}$ to be the tiles of $T'_{[i]}$ together with any tiling of $X(w_{[i]})$. OUTPUT $T'_{[i+1]}$.
- Step 2. Let $j_{[i]}$ be such that the tile labeled $\ell(p) - i$ includes edges $p_{[i]}(j_{[i]})$ and $p_{[i]}(j_{[i]} + 1)$. Note that $p_{[i]}(j_{[i]}) > p_{[i]}(j_{[i]} + 1)$.
- Step 3. Define $r < s$ so that $w_{[i]}(r) = \langle p_{[i]}(j_{[i]}) \rangle$ and $w_{[i]}(s) = \langle p_{[i]}(j_{[i]} + 1) \rangle$. Note that $w_{[i]}(t)$ is a non-pattern entry for $t \in (r, s)$.
- Step 4. Let $w_{[i+1]}$ be the permutation defined by

$$w_{[i+1]}(t) = \begin{cases} w_{[i]}(t) & : t < r \text{ or } t > s \\ \tilde{w}_{[i]}(t) & : r \leq t \leq s \end{cases}$$

where $(\tilde{w}_{[i]}(r), \dots, \tilde{w}_{[i]}(s))$ is $\{w_{[i]}(r), \dots, w_{[i]}(s)\}$ in increasing order.

- Step 5. The right boundaries of $X(w_{[i+1]})$ and $X(w_{[i]})$ differ only in the $r^{\text{th}}, \dots, s^{\text{th}}$ edges, and the left side of this difference (part of the boundary of $X(w_{[i+1]})$) is convex. Therefore, this difference has a rhombic tiling $t_{[i]}$. Define $T'_{[i+1]}$ to be the tiles in $T'_{[i]}$ together with the tiles in $t_{[i]}$.
- Step 6. Set $i := i + 1$ and GOTO Step 1.

The algorithm MONO takes a tiling $T \in T(p)$ and outputs one of possibly several tilings $T' \in T(w)$ due to the choice in Steps 1 and 5. A tiling $T' \in T(w)$ so obtained can only come from this T , although possibly with more than one labeling of the tiles.

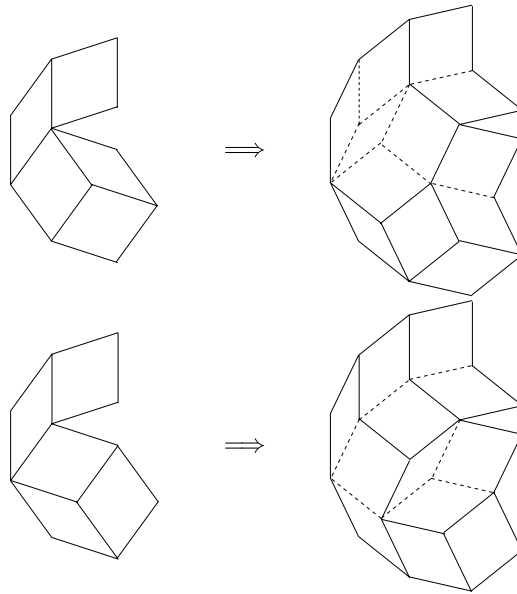


Fig. 3 The output of MONO, given each of the two elements of $T(31542)$. The dotted lines indicate the choice of tiling in Steps 1 and 5 of the algorithm

However, this labeling of the tiles merely reflects the choice of a representative from the commutation class, so indeed $|T(w)| \geq |T(p)|$, and $|C(w)| \geq |C(p)|$. \square

Example 5.11. Let $p = 31542$ and $w = 4617352$. The pattern p occurs in w as $\langle p \rangle = 41752$. Figure 3 depicts the output of MONO, given the two tilings of $X(p)$.

6. The poset of tilings

Elnitsky's bijection considers the rhombic tilings of the polygon $X(w)$. Rhombi are a special case of a more general class of objects known as zonotopes.

Definition 6.1. A polytope is a d -zonotope if it is the projection of a regular n -cube onto a d -dimensional subspace.

Centrally symmetric convex polygons are exactly the 2-zonotopes. These necessarily have an even number of sides.

Definition 6.2. A *zonotopal tiling* of a polygon is a tiling by centrally symmetric convex polygons.

Definition 6.3. Let $Z(w)$ be the set of zonotopal tilings of Elnitsky's polygon. Rhombi are centrally symmetric, so $T(w) \subseteq Z(w)$.

Theorem 6.4. *There is a tiling in $Z(w)$ containing a $2k$ -gon with sides parallel to the sides labeled $i_1 < \dots < i_k$ if and only if $i_k \dots i_1$ is an occurrence of $k \dots 1$ in w .*

Proof: Since the tiles are convex, a $2k$ -gon in the tiling with sides as described has right side labeled i_k, \dots, i_1 from top to bottom and left side labeled i_1, \dots, i_k from top to bottom. Therefore Elnitsky’s bijection shows that this tile (or rather, any decomposition of it into rhombi) transforms the sequence (i_1, \dots, i_k) into (i_k, \dots, i_1) . Reduced decompositions have minimal length, so no inversions can be “undone” by subsequent adjacent transpositions. Therefore $i_k \dots i_1$ must be an occurrence of $k \dots 1$ in w .

Conversely, suppose that $i_k \dots i_1$ is an occurrence of the vexillary pattern $k \dots 1$ in w . For a decreasing pattern, the algorithm VEX can be modified slightly to produce \tilde{w} as in Eq. (3), where the consecutive occurrence $\langle k \dots 1 \rangle$ is $i_k \dots i_1$. Let $\mathbf{i} \in R(k \dots 1)$ and $(I_q \dots I_1)\mathbf{h}^M(J_r \dots J_1) \in R(w)$ for $\mathbf{h} \in R(\tilde{w})$. Removing the rhombi that correspond to $s_{J_r} \dots s_{J_1}$ yields the polygon $X(\tilde{w})$, and the rhombi that correspond to \mathbf{i}^M form a sub- $2k$ -gon with sides parallel to the sides labeled $\{i_1, \dots, i_k\}$ in $X(w)$. □

Less specifically, Theorem 6.4 states that a tiling in $Z(w)$ can contain a $2k$ -gon if and only if w has a decreasing subsequence of length k .

Using a group theoretic argument, Pasechnik and Shapiro showed in [12] that no element of $Z(n \dots 21)$ consists entirely of hexagons for $n > 3$. Their result states that at least one rhombus must be present in a hexagonal/rhombic tiling. Kelly and Rottenberg had previously obtained a better bound in terms of arrangements of pseudolines in [7].

Working with reduced decompositions and Elnitsky’s polygons yields a different proof that no element of $Z(n \dots 21)$ can consist of entirely hexagonal tiles for $n > 3$, and generalizes the result to other types of tiles. Theorem 6.5 is, in a sense, a counterpart to Theorem 6.4.

Theorem 6.5. *Let w_0 be the longest element in \mathfrak{S}_n . There is a tiling $Z \in Z(w_0)$ consisting entirely of $2k$ -gons if and only if one of the following is true:*

- (1) $k = 2$; or
- (2) $k = n$.

Proof: If $k = 2$, the result holds for all n : every $X(w_0)$ can be tiled by rhombi with unit side length. For the remainder of the proof, assume that $k \geq 3$.

Suppose that there exists $Z \in Z(w_0)$ consisting entirely of $2k$ -gons. Then there exists $\mathbf{j}^{M_1} \dots \mathbf{j}^{M_r} \in R(w_0)$, for some $\mathbf{j} \in R(k \dots 21)$. Because $k \dots 21$ is the longest element in \mathfrak{S}_k , the factor \mathbf{j}^{M_i} can have any of $\{1 + M_i, \dots, k - 1 + M_i\}$ at either end. Thus, if $M_i = M_j = M$ for $i < j$, then $M \pm (k - 1) \in \{M_{i+1}, \dots, M_{j-1}\}$. Because $M_i \in [0, n - k]$, there is at most one shift by 0 and at most one shift by $n - k$. In fact, there is exactly one of each of these shifts, since all of $X(w_0)$ must be tiled and the shifts correspond to the vertical placement of the $2k$ -gons.

Consider the tile corresponding to \mathbf{j}^0 . This $2k$ -gon is as high vertically as possible and it is the only tile placed so high. Thus it shares the top vertex and its incident sides with $X(w_0)$. That is, two of the tile’s sides are labeled 1 and n . Similarly, the tile for \mathbf{j}^{n-k} also has two sides labeled 1 and n .

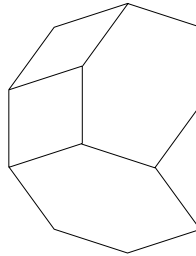


Fig. 4 A tiling in $Z(53241)$

By Theorem 6.4, each of these tiles corresponds to a $k \cdots 21$ -pattern with $\langle k \rangle = n$ and $\langle 1 \rangle = 1$. However, once the value 1 is to the right of the value n , it remains to the right as adjacent positions are transposed to lengthen the permutation. Therefore the two patterns, the tiles, and their shifts must be equal: $0 = n - k$.

Indeed, there is always a tiling $Z \in Z(w_0)$ consisting of a single $2n$ -gon. □

There is a poset $P(w)$ that arises naturally when studying $Z(w)$.

Definition 6.6. For a permutation w , let the poset $P(w)$ have elements equal to the zonotopal tilings $Z(w)$, partially ordered by reverse edge inclusion.

Example 6.7. In the poset $P(53241)$, the tiling in Fig. 2 is less than the tiling in Fig. 4.

Remark 6.8. For the longest element $w_0 \in \mathfrak{S}_n$, the poset $P(w_0)$ has a maximal element equal to the tiling in $Z(w_0)$ that consists of a single $2n$ -gon.

Remark 6.9. The minimal elements of $P(w)$ are the rhombic tilings, which are the vertices of the graph $G(w)$. Moreover, edges in the graph $G(w)$ correspond to flipping a single sub-hexagon in the tiling. Therefore these edges correspond to the elements of $P(w)$ that cover the minimal elements.

The relationships in Remark 6.9 are immediately apparent. Another relationship is not as obvious. This follows from a result of Boris Shapiro, Michael Shapiro, and Alek Vainshtein in [14].

Lemma 6.10 (Shapiro-Shapiro-Vainshtein). *The set of all 4- and 8-cycles in $G(w)$ form a system of generators for the first homology group $H_1(G(w), \mathbb{Z}/2\mathbb{Z})$.*

Additionally, Anders Björner noted that gluing 2-cells into those 4- and 8-cycles yields a simply connected complex ([2]).

In [14], Lemma 6.10 is stated only for $w = w_0$. However, the proof easily generalizes to all $w \in \mathfrak{S}_n$. A straightforward argument demonstrates that a 4-cycle in $G(w)$ corresponds to $Z \in Z(w)$ with rhombi and two hexagons, and an 8-cycle corresponds to $Z \in Z(w)$ with rhombi and an octagon. These are exactly the elements of $P(w)$ which cover those that correspond to edges of $G(w)$.

Corollary 6.11. *The elements of $P(w)$ that cover the elements (corresponding to edges of $G(w)$) covering the minimal elements (corresponding to vertices of $G(w)$) correspond to a system of generators for the first homology group $H_1(G(w), \mathbb{Z}/2\mathbb{Z})$.*

Little is known about the structure of the graph $G(w)$ for arbitrary w . However, in some cases a description can be given via Theorem 6.4 and Lemma 6.10.

Theorem 6.12. *The following statements are equivalent for a permutation w :*

- (1) $G(w)$ is a tree;
- (2) $G(w)$ is a path (that is, no vertex has more than two incident edges);
- (3) The maximal elements of $P(w)$ cover the minimal elements;
- (4) w is 4321-avoiding and any two 321-patterns intersect at least twice.

Proof: (1) \Leftrightarrow (3) by Corollary 6.11. From Theorem 6.4 and the discussion preceding Corollary 6.11, an 8-cycle in the graph is equivalent to having a 4321-pattern. Similarly, a 4-cycle is equivalent to two sub-hexagons whose intersection has zero area, so some reduced decomposition has two disjoint long braid moves. This implies that two 321-patterns intersect in at most one position. Therefore (1) \Leftrightarrow (4).

Finally, suppose that $G(w)$ is a tree and a vertex has three incident edges. The corresponding tiling has at least three sub-hexagons. However, it is impossible for every pair of these to overlap. This contradicts (1) \Leftrightarrow (3) \Leftrightarrow (4), so (1) \Leftrightarrow (2). \square

If C_n is the set of all $w \in \mathfrak{S}_n$ for which $G(w)$ is a path, then $U_n(j) \subseteq U_n \subseteq C_n$ by Corollaries 4.9 and 4.10.

Following convention, the unique maximal element in a poset, if it exists, is denoted $\widehat{1}$. Remark 6.8 noted that the poset $P(w_0)$ has a $\widehat{1}$. In fact, there are other w for which $P(w)$ has a $\widehat{1}$, as described below.

Theorem 6.13. *The poset $P(w)$ has a $\widehat{1}$ if and only if w is 4231-, 4312-, and 3421-avoiding.*

Proof: The definition of the poset $P(w)$ and Theorem 6.4 indicate that $P(w)$ has a $\widehat{1}$ if and only if the union of any two decreasing subsequences that intersect at least twice is itself a decreasing subsequence.

Suppose there are decreasing subsequences in w of lengths $k_1, k_2 \geq 3$ that intersect $i \geq 2$ times, for $i < k_1, k_2$. Let $k = i + 1$, and choose a $k + 1$ element subsequence of $\langle k_1 \cdots 1 \rangle \cup \langle k_2 \cdots 1 \rangle$ that includes $\langle k_1 \cdots 1 \rangle \cap \langle k_2 \cdots 1 \rangle$ and one more element from each descending subsequence. Let $p \in \mathfrak{S}_{k+1}$ be the resulting pattern. No $\widehat{1}$ in $P(w)$ is equivalent to there being subsequences so that

$$p = (k + 1)k \cdots (j + 2)j(j + 1)(j - 1) \cdots 21$$

for some $j \in [1, k]$.

There are two ways to place a $2k$ -gon in a zonotopal tiling of $X(p)$, but these overlapping $2k$ -gons do not both lie in any larger centrally symmetric polygon. The permutation p is always vexillary, so Theorem 3.8 implies that $P(w)$ will not have a $\widehat{1}$ if w contains such a p .

Therefore, considering the permutation p for each possible j , the poset $P(w)$ has a $\widehat{1}$ if and only if w is 4231-, 4312-, and 3421-avoiding. \square

The permutations for which $P(w)$ has a $\widehat{1}$ have recently been enumerated by Toufik Mansour in [10].

7. The freely braided case

Although the graph $G(w)$ and poset $P(w)$ are not known in general, there is a class of permutations for which these objects can be completely described. This paper concludes with a study of this special case.

In [5] and [6], Green and Losonczy introduce and study “freely braided” elements in simply laced Coxeter groups. In the case of type A , these are as follows.

Definition 7.1. A permutation w is *freely braided* if every pair of distinct 321-patterns in w intersects at most once.

Equivalently, w is freely braided if and only if w is 4321-, 4231-, 4312-, and 3421-avoiding. The poset of a freely braided permutation has a unique maximal element by Theorem 6.13.

Example 7.2. The permutation 35214 is not freely braided because 321 and 521 are both occurrences of the pattern 321, and they intersect twice. The permutation 52143 is freely braided.

Mansour enumerates freely braided permutations in [11].

In [5], Green and Losonczy show that a freely braided w with k distinct 321-patterns has

$$|C(w)| = 2^k. \quad (6)$$

Moreover, in [6] they show the following fact for any simply laced Coxeter group, here stated only for type A .

Proposition 7.3 (Green-Losonczy). *If a permutation w is freely braided with k distinct 321-patterns, then there exists $\mathbf{i} \in R(w)$ with k disjoint long braid moves.*

Remark 7.4. This means that there is a tiling of $X(w)$ with k sub-hexagons, none of which overlap. Furthermore, Eq. (6) implies that flipping any sequence of these sub-hexagons does not yield any new sub-hexagons. Hence every tiling of $X(w)$ has

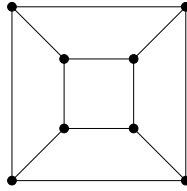


Fig. 5 $G(243196587)$

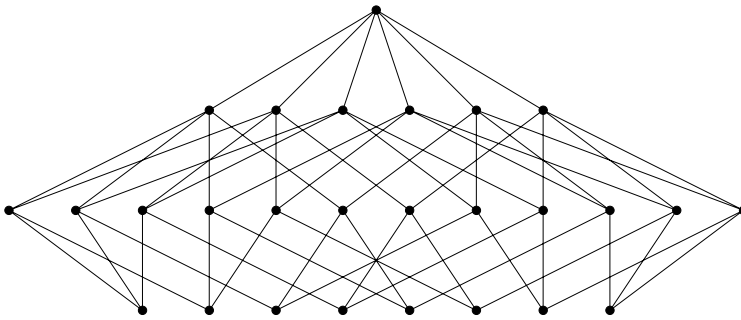


Fig. 6 $P(243196587)$

exactly k sub-hexagons, none of which overlap, and $\hat{1}$ in $P(w)$ corresponds to the zonotopal tiling with rhombi and k hexagons.

From Remark 7.4, the structures of the graph $G(w)$ and the poset $P(w)$ are clear for a freely braided permutation $w \in \mathfrak{S}_n$.

Theorem 7.5. *Let w be freely braided with k distinct 321-patterns. The graph $G(w)$ is the graph of the k -cube, and the poset $P(w)$ is isomorphic to the face lattice of the k -cube without its minimal element.*

Example 7.6. The permutation 243196587 is freely braided. Its three 321-patterns are 431, 965, and 987. Figures 5 and 6 depict its graph and poset.

Acknowledgements Particular thanks are due to Richard Stanley for his continued guidance and for the suggestion to study reduced decompositions. Anders Björner provided helpful advice and discussion, and together with Richard Stanley coordinated the semester on algebraic combinatorics at the Institut Mittag-Leffler, during which much of the research for this paper occurred. Thanks are also owed to John Stembridge for his referral to the work of Elnitsky and Green and Losonczy. Finally, the thoughtful suggestions of two anonymous referees have been greatly appreciated.

References

1. S.C. Billey, W. Jockusch, and R.P. Stanley, “Some combinatorial properties of Schubert polynomials,” *J. Alg. Combin.* **2** (1993), 345–374.
2. A. Björner, private communication, April 2005.
3. A. Björner and F. Brenti, *Combinatorics of Coxeter Groups*, Graduate Texts in Mathematics 231, Springer, New York, 2005.

4. S. Elnitsky, “Rhombic tilings of polygons and classes of reduced words in Coxeter groups,” *J. Combin. Theory, Ser. A* **77** (1997), 193–221.
5. R.M. Green and J. Losonczy, “Freely braided elements in Coxeter groups,” *Ann. Comb.* **6** (2002), 337–348.
6. R.M. Green and J. Losonczy, “Freely braided elements in Coxeter groups, II,” *Adv. in Appl. Math.* **33** (2004), 26–39.
7. L.M. Kelly and R. Rottenberg, “Simple points in pseudoline arrangements,” *Pacific J. Math.* **40** (1972), 617–622.
8. A. Lascoux and M.P. Schützenberger, “Polynômes de Schubert,” *C. R. Acad. Sci. Paris, Série I* **294** (1982), 447–450.
9. I.G. Macdonald, *Notes on Schubert Polynomials*, Laboratoire de combinatoire et d’informatique mathématique (LACIM), Université du Québec à Montréal, Montreal, 1991.
10. T. Mansour, “The enumeration of permutations whose posets have a maximal element,” preprint.
11. T. Mansour, “On an open problem of Green and Losonczy: Exact enumeration of freely braided permutations,” *Discrete Math. Theor. Comput. Sci.* **6** (2004), 461–470.
12. D.V. Pasechnik and B. Shapiro, “In search of higher permutahedra,” preprint.
13. V. Reiner, “Note on the expected number of Yang-Baxter moves applicable to reduced decompositions,” *Europ. J. Combin.* **26** (2005), 1019–1021.
14. B. Shapiro, M. Shapiro, and A. Vainshtein, “Connected components in the intersection of two open opposite Schubert cells in $SL_n(\mathbb{R})/B$,” *Intern. Math. Res. Notices*, no. 10 (1997), 469–493.
15. R. Simion and F.W. Schmidt, “Restricted permutations,” *European J. Combin.* **6** (1985), 383–406.
16. R.P. Stanley, *Enumerative Combinatorics, vol. 2*, Cambridge Studies in Advanced Mathematics, no. 62, Cambridge University Press, Cambridge, 1999.
17. R.P. Stanley, “On the number of reduced decompositions of elements of Coxeter groups,” *European J. Combin.* **5** (1984), 359–372.