

RECEIVED: February 8, 2019

REVISED: May 7, 2019

ACCEPTED: June 10, 2019

PUBLISHED: June 18, 2019

Stopping quirks at the LHC

Jared A. Evans^a and Markus A. Luty^b

^a*Department of Physics, University of Cincinnati,
Cincinnati, Ohio 45221, U.S.A.*

^b*Physics Department, University of California,
Davis, Davis, California 95616, U.S.A.*

E-mail: jaredaevans@gmail.com, luty@physics.ucdavis.edu

ABSTRACT: Quirks are exotic particles charged under a new confining gauge group that can give rise to unique collider signatures, depending on their vector-like mass, quantum numbers, and the confinement scale. In this work, we consider the possibility that quirks produced at the LHC lose all of their kinetic energy through ionization loss before escaping the detector, and annihilate at a time when there are no active pp collisions. We recast an existing CMS search for out-of-time decays of R -hadrons to place new limits on quirk parameter space. We propose several simple modifications to the existing out-of-time search strategy that can give these searches sensitivity in regions of quirk parameter space not covered by any existing or proposed search strategy.

KEYWORDS: Beyond Standard Model, Exotics, Hadron-Hadron scattering (experiments), Lifetime

ARXIV EPRINT: [1811.08903](https://arxiv.org/abs/1811.08903)

Contents

| | | |
|----------|---|-----------|
| 1 | Introduction | 1 |
| 2 | Quirk motion within the detector | 3 |
| 3 | Out-of-time annihilation | 6 |
| 4 | Limits on quirks | 9 |
| 5 | Improving sensitivity to quirks | 11 |
| 6 | Discussion | 13 |
| A | The modeling of the CMS detector | 15 |
| B | Energy loss at the atomic scale | 15 |
| | B.1 Infracolor glueball emission | 15 |
| | B.2 Electromagnetic radiation | 18 |
| | B.3 Induced currents | 20 |
| | B.4 Summary | 23 |

1 Introduction

The large hadron collider (LHC) has set impressive limits on many different models, but thus far has discovered no unambiguous signs for new physics beyond the Standard Model. One place where new physics could be hiding is in exotic detector objects, such as long-lived particles, which can arise in a variety of models, e.g. [1–5]. Long-lived particles and other exotic states could either be entirely missed by prompt LHC searches, or more weakly constrained than they would be by dedicated searches designed to look for the specific signatures characteristic of these particles [6–13]. Many such dedicated searches at CMS, ATLAS, and LHCb have now been conducted that probe these long-lived signatures directly as well (see e.g. [14–22]).

Quirks are one type of long-lived particle that has proven particularly difficult to probe with the existing LHC search program [3]. Quirks are exotic fermions Q charged under a new confining $SU(N)$ gauge group, referred to here as infracolor (IC). The lightest quirk has a vector like mass m_Q that is assumed to be much larger than the confinement scale Λ_{IC} . This hierarchy of scales implies that when the constituents of a $Q\bar{Q}$ pair are separated, the quirks remain connected by a macroscopic gauge flux tube [23–25], referred to as the string, which imparts a constant force on the quirks, $|\vec{F}| \sim \Lambda_{\text{IC}}^2$. Since the local energy density stored in the string is set by Λ_{IC} , it is never enough to pull new $Q\bar{Q}$ pairs out

of the vacuum, and therefore the string will not break. If the quirks additionally have standard model charges, the quirks on the end of the string can be produced at the LHC and interact with the detector. Quirks that are produced have a characteristic length scale for the string,

$$\ell \sim \frac{m_Q}{\Lambda_{\text{IC}}^2} \sim 10 \text{ cm} \left(\frac{m_Q}{1 \text{ TeV}} \right) \left(\frac{1 \text{ keV}}{\Lambda_{\text{IC}}} \right)^2, \quad (1.1)$$

which allows for quirks with different values of m_Q and Λ_{IC} to give rise to a wide variety of possible collider signatures [3].

For length scales less than the detector resolution ($\ell \lesssim 100 \mu\text{m}$), the signature is a straight, highly-ionizing track, which has been searched for at D0 [26]. Over a wide range of confinement scales, mono-jet searches [27, 28] can constrain quirks because the sparse collection of hits that quirks leave in the detector are not typically reconstructed by the tracking algorithm [29]. For length scales larger than the detector size ($\ell \gtrsim 10 \text{ m}$), where the effect of the string force is minimal, heavy stable charged particle (HSCP) searches [30] are able to place stringent limits on quirks [29]. A proposal to look in the monojet sample for coplanar hits that are unmatched to tracks may cover intermediate length scales ($1 \text{ mm} \lesssim \ell \lesssim 1 \text{ m}$) [31]. These efforts are only the first steps made in accessing the variety of novel quirky signatures that could potentially be discovered at colliders. These current and projected constraints are collected in figure 5 appearing later in this work.

Another possible search strategy is to target those quirks that stop within the experiment due to interactions with the detector material, then annihilate out-of-time with the active pp collisions. These produce the novel signature of energy deposits in the calorimeters when no collisions are taking place. Searches for stopped particles or out-of-time decays already exist at both ATLAS [32, 33] and CMS [34–36]. These searches were designed to search for R -hadrons, long-lived colored supersymmetric particles, such as the gluino or stop, that hadronize, lose their kinetic energy through material interactions, and then decay long after production [37]. These out-of-time searches are always less sensitive than searches for R -hadron tracks (HSCP searches), although the out-of-time approach could provide valuable information about the lifetime of a heavy superpartner discovered in a HSCP search.

However, the out-of-time annihilation of quirks exhibits substantially different properties than the out-of-time decay of an R -hadron. In particular, quirks are typically produced more forward and annihilate into significantly more visible energy than an R -hadron of the same mass would. We will show that simple modifications to the existing search efforts that capitalize on these features can greatly enhance sensitivity to quirks. In particular, the kinematics of quirks make them a perfect target signature for the new CMS endcap calorimeter that will be installed for Run IV [38].

In this paper, we recast the 13 TeV search at CMS for the out-of-time decay of stopped particles to place new limits on quirks. This paper is organized as follows. In section 2, we will discuss the production of quirks and their energy loss in the CMS detector, with simulation details discussed in appendix A. The resulting out-of-time annihilation and trigger efficiency is discussed in section 3. The results of recasting existing searches are presented in section 4. In section 5, we discuss improvements to the out-of-time search

strategy that can greatly enhance sensitivity to quirks across a broad range of confinement scales. In appendix B, we discuss energy loss mechanisms that are relevant for quirk pairs for short string lengths where ionization energy loss no longer applies.

2 Quirk motion within the detector

Quirks with Standard Model quantum numbers can be pair produced in LHC collisions through QCD or Drell-Yan-like interactions. In this work, we will focus on two different cases of quirk standard model gauge quantum numbers: quirks charged as a right-handed charged lepton and as a right-handed up-type quark. In $(SU(N)_{IC}, SU(3)_C, SU(2)_L)_{U(1)_Y}$ notation, these are

$$E' \sim (N, 1, 1)_1, \quad T' \sim (N, \bar{3}, 1)_{-\frac{2}{3}}, \quad (2.1)$$

together with the corresponding vector-like anti-particle. We will consider the specific case where the infracolor gauge group is $SU(2)$, since this will lead to the most conservative constraints. Larger groups lead to larger production cross-sections ($\sigma \propto N$), and lower branching fractions into invisible infracolor glueballs (see section 4 for more details). In both the E' and T' models, a pair of quirks with opposite electric charge is produced, and these propagate through the detector under the influence of the infracolor string force. In the T' model, the quirks also undergo hadronization due to QCD color interactions, forming hadrons that could be charged or neutral at the ends of the string.¹ To handle these effects, we modified Pythia 8 [39] to allow for a wide range of quirky hadrons to be formed. For simplicity all possible quirky hadrons are assumed to be detector stable, which is supported by spectrum expectations from HQET [40].

The quirk pairs are produced in a bound state with a highly excited radial mode and low angular momentum. In the lab frame, we can view the quirk system as having three separate components to the total energy,

$$E_{\text{tot}} = 2m_Q + E_{\text{int}} + E_{\text{cm}}, \quad (2.2)$$

the rest mass of the two quirks, the internal energy, and the center of mass energy. The invariant mass of the quirk pair system is $m_{\text{int}} = 2m_Q + E_{\text{int}}$. The internal energy E_{int} begins as kinetic energy, but it is turned into potential energy stored in the string as the quirks move apart. As the quirks oscillate, this internal energy moves from kinetic energy of the particles to potential energy in the string and back again. The center-of-mass energy E_{cm} is the kinetic energy contributing to the bound state's motion through the detector, i.e. in the quirk pair rest frame the center of mass energy is zero.

A charged particle moving through matter will lose energy via Bethe-Bloch ionization loss [41], see figure 1. Since we are primarily concerned with particles losing all of their energy rather than the energy deposited in individual detector systems, it is reasonable to consider the mean energy loss $\langle \frac{dE}{dx} \rangle$ rather than the most probable energy loss Δ_p . We

¹In less than 1% of events, a baryon with charge two, such as $T'uu$, can form. While these particles are included and modeled in our simulation, they are rare enough that they make no qualitative impact on the results.

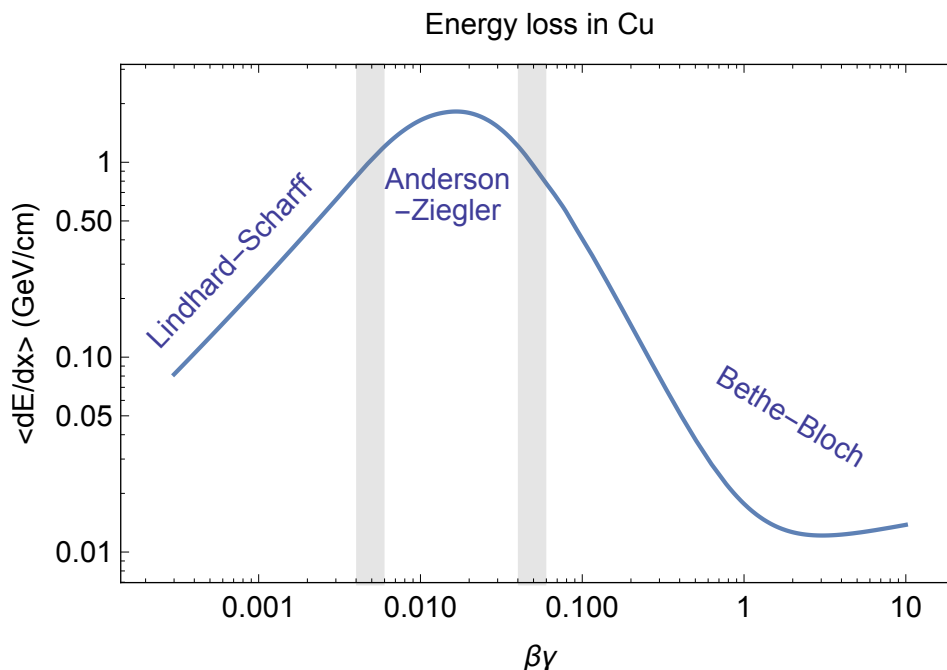


Figure 1. The average ionization loss of a charged particle moving through solid copper as a function of $\beta\gamma = v/\sqrt{1-v^2}$. The Bethe-Bloch and Lindhard-Scharff regions are well predicted by theory [41]. The Anderson-Ziegler region is an interpolation from data, and the gray bands denote the interface between these regions.

also use a continuous friction approximation rather than sampling the energy loss from a Landau distribution. These approximations make the propagation code computationally efficient, and are not expected to change the qualitative results. The specifics of our CMS detector simulation are described in appendix A.

For colored quirks, nuclear interactions can provide an additional source of energy loss, and allow for charge flipping to occur within the dense calorimeters. Generically, the inclusion of these effects ultimately results in a larger stopping fraction than the case of ionization loss alone [32]. For this study, we conservatively neglect nuclear interactions. QCD hadronization takes place independently for each quirk in a pair, and can result in either electrically charged or neutral quirky hadrons connected by an infracolor string. In this approximation neutral quirky hadrons do not lose energy in the detector.

The quirk motion is additionally affected by both the infracolor force due to the string and the magnetic field in the detector. While no energy is directly lost through these mechanisms, the modification to the quirk motion through the material greatly alters how much energy is lost overall. The infracolor force is [3]

$$\vec{F}_{\text{IC}} = -\Lambda_{\text{IC}}^2 \left(\sqrt{1-v_{\perp}^2} \hat{s} + \frac{|v_{\parallel}|}{\sqrt{1-v_{\perp}^2}} \vec{v}_{\perp} \right), \quad (2.3)$$

where \hat{s} is the direction of the string connecting to the quirk, and \vec{v}_{\parallel} and \vec{v}_{\perp} are the velocity of the quirks defined with respect to \hat{s} . In simulating the quirk propagation, we make the

simplifying “straight-string approximation” which assumes that in the quirk pair rest frame the string is straight and points between the two quirks so that $\hat{s} \propto (\vec{x}_1 - \vec{x}_2)$. As the quirks begin with no relative angular momentum and typically acquire very little relative to the overall excitation of the system, retarded time corrections can also be safely neglected. The net equation of motion governing the propagation of each quirk is then

$$\frac{d\vec{p}_i}{dt} = \vec{F}_{\text{IC}} - q_i^2 \left\langle \frac{dE}{dx} \right\rangle (\vec{x}_i, v_i) \hat{v}_i + q_i \vec{v}_i \times \vec{B}(\vec{x}_i) \quad (2.4)$$

where q_i is the charge of the quirk or quirky hadron, and the strength of the magnetic field in the barrel and end caps is approximately matched to data [42].

In the case of low confinement scales ($\Lambda_{\text{IC}} \lesssim 150 \text{ eV}$), the $\langle \frac{dE}{dx} \rangle$ value in the Anderson-Ziegler peak (figure 1) can be greater than $|F_{\text{IC}}|$ ($1 \text{ GeV/cm} = (140 \text{ eV})^2$), so that once the quirk velocity falls below this peak, the quirks have a terminal velocity $\beta_{\text{max}} \lesssim 10^{-2}$. For larger confinement scales, there is no terminal velocity and the quirks will oscillate freely. For these large confinement scales, the characteristic length is short enough that the quirks will typically undergo many oscillations during their motion through the detector. These oscillatory trajectories result in the quirks moving through more material over a much longer period of time than would be observed with a typical heavy stable charge particle. This effect is amplified when $E_{\text{int}} \gg E_{\text{cm}}$. Also, because charged particles lose more energy when they move slowly (see figure 1), and quirks tend to be moving slowest when the internal energy is stored entirely in the string, energy is lost more quickly from the center-of-mass kinetic energy than from the internal energy eq. (2.2). As a consequence, the quirks will often lose their center-of-mass energy while still having a fairly large internal energy remaining, so that they oscillate back-and-forth within the detector before annihilating. All of these effects work to increase the likelihood that the quirk pair will stop within the detector and annihilate out-of-time.

In principle, positively charged quirks could strip electrons from the material and become a neutral state. However, there is evidence from positive muons and muonium in matter that this will not be an issue [43]. Until the quirks have $v \lesssim \alpha_{\text{EM}}$ (the velocity of electrons around the nucleus), they will not hold electrons in a bound state. Once below this velocity, they will undergo rapid oscillation between an ionized and deionized state through interactions with the electron clouds in the Lindhard-Scharff-Fermi-Teller region of the Bethe-Bloch ionization loss curve (figure 1). Once the kinetic energy drops to $\sim 200 \text{ eV}$ [43] (corresponding to quirk velocities of $v \lesssim 10^{-4}$), the state will become a 100% neutral positive quirk-electron atom. When quirks are again accelerated by the infracolor force, they will reenter the rapid (de)ionization behavior before again failing to hold electrons. As this picture is supported by the muon and muonium data, we use it for our quirk modeling.

In figure 2, we show the percentage of the E' -like quirk pairs produced in 13 TeV collisions that stop within the fiducial volume used in the CMS out-of-time search, which includes both the ECal and HCal detector systems for pseudorapidity $|\eta| < 1.0$. At $\Lambda_{\text{IC}} \sim 10 \text{ eV}$, the characteristic separation length is of order 1 km, so the infracolor force does very little to impede the quirks, and they effectively need to stop independently within the

detector before slowly drifting toward one another at their very low terminal velocity.² As the confinement scale increases, the infracolor force is more effective at slowing the quirks, and the characteristic length becomes of order the detector size, so the probability for a pair to stop rises. Above $\Lambda_{\text{IC}} \sim 100 \text{ eV}$, the quirks no longer achieve a terminal velocity within the ECal. Above $\Lambda_{\text{IC}} \sim 150 \text{ eV}$, the quirks no longer have a terminal velocity in the HCal. The efficiency briefly drops as the dense iron return yoke of the muon system continues to provide a terminal velocity, slightly reducing the likelihood that quirks will stop in the calorimeters. At large confinement scales, $\Lambda_{\text{IC}} \gtrsim 300 \text{ eV}$, the probability for the quirks to stop does not change appreciably with increasing confinement scale. This is because the energy loss over one oscillation has a minimal impact on the quirk trajectory and each quirk travels approximately the same amount of distance independent of the confinement scale.³ The details of where these transition regions occur is in part a product of our simulation of the CMS detector. A more realistic treatment would surely induce small shifts in the precise value of these peaks and dips, but the qualitative features are expected to remain intact.

3 Out-of-time annihilation

Out-of-time decay searches capitalize on the timing (bunch train) structure of the LHC beams in order to achieve low backgrounds. The LHC ring at a given time consists of 3564 distinct 25 ns bunch crossing windows [44–46]. In a typical fill of the ring, roughly two thirds of the bunch windows are occupied with colliding bunches, one third are empty, and a few contain collisionless bunches. The CMS search looks within empty bunch windows that are at least two bunch crossings away from any colliding or non-colliding bunches.

For 2015–2016 data, most of the colliding bunches were chained together within a densely packed “batch” of ~ 50 sequential bunches with no empty bunches in between them (see [44–46] for more details). Between each batch, there is a gap of roughly 8 empty bunch crossings. After typically 2 to 4 batches, there is a larger injection gap of ~ 40 empty bunch crossings. Lastly, there is a single large abort gap in the beam of ~ 120 empty bunch crossings. The specifics of the bunch train filling scheme varies frequently during LHC running [46]. For the purposes of this study, we consider the exact pattern for the three largest fill schemes during 2016 that make up most of the data. We determine as a function of true displacement the probability for a quirk pair annihilating at time $t - d/c$ to annihilate within an empty bunch window. The results are shown in figure 3. For decay times larger than $4 \mu\text{s}$, we assume the average probability to decay within an acceptable trigger window, which is 21%. As the other fill schemes that are not used in this study typically are less densely packed, this value is conservative.

The annihilation of a quirk pair takes place in several stages. After production, each quirk in the pair will first propagate through the detector subject to the string force,

²At confinement scales even lower than this, the quirks can bind with the lattice and may never annihilate [3].

³Due to the computational feasibility of modeling the propagation when oscillation length gets very small, we only model confinement scales up to $\Lambda_{\text{IC}} = 1 \text{ keV}$. We verified up to $\Lambda_{\text{IC}} \sim 10 \text{ keV}$ that the stopping location and time is not appreciably perturbed from the 1 keV value.

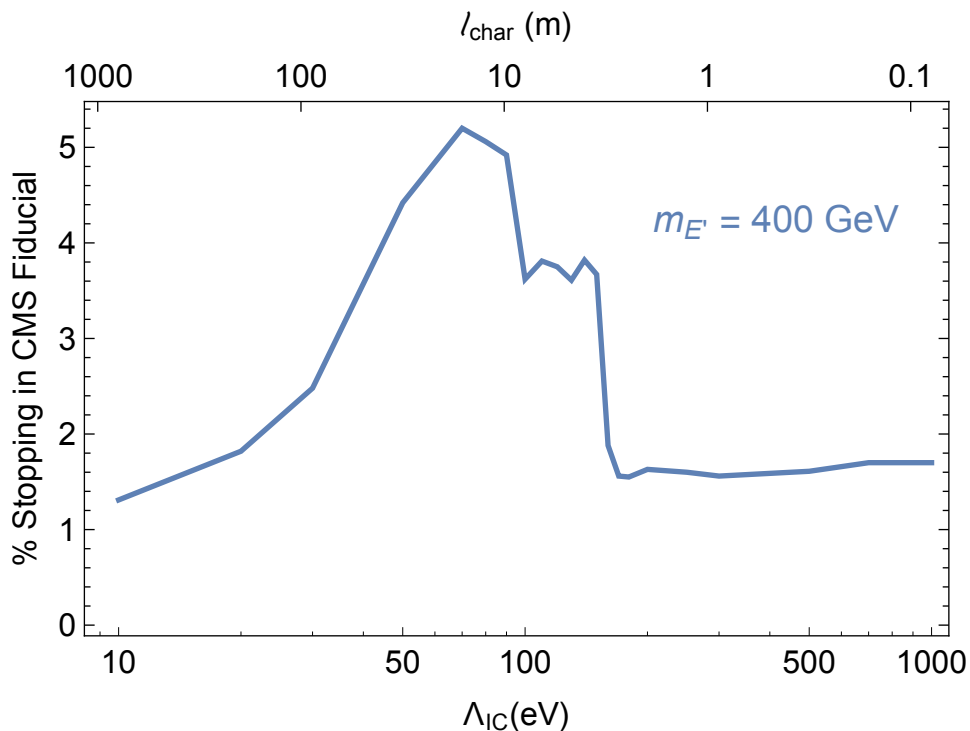


Figure 2. Percentage of E' -like quirk pairs that stop within the fiducial region of the CMS out-of-time search (ECal and HCal with $|\eta| < 1.0$) for $m_{E'} = 400$ GeV. Above $\Lambda_{IC} \sim 100$ (150) eV, the quirks no longer have a terminal velocity in the ECal (HCal), reducing the likelihood to stop. The characteristic separation length eq. (1.1) is shown above.

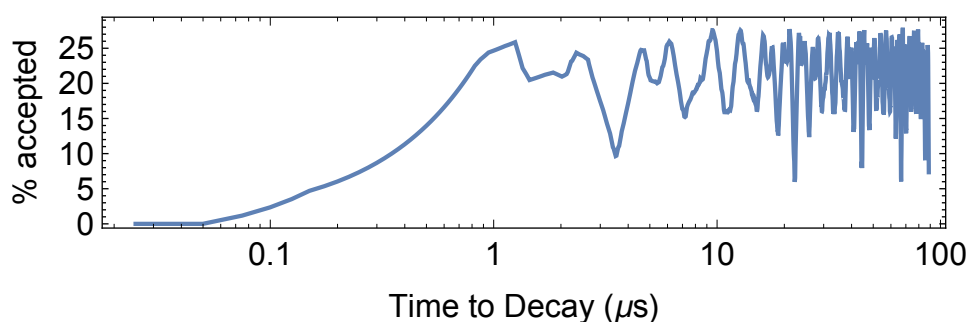


Figure 3. The percentage of produced particles decaying at a later time $t - d/c$, where d is the distance to the point of decay, that decay within a triggerable bunch window (at least two bunches away from filled bunch windows). For decay times $> 1\mu s$, the average is 21%.

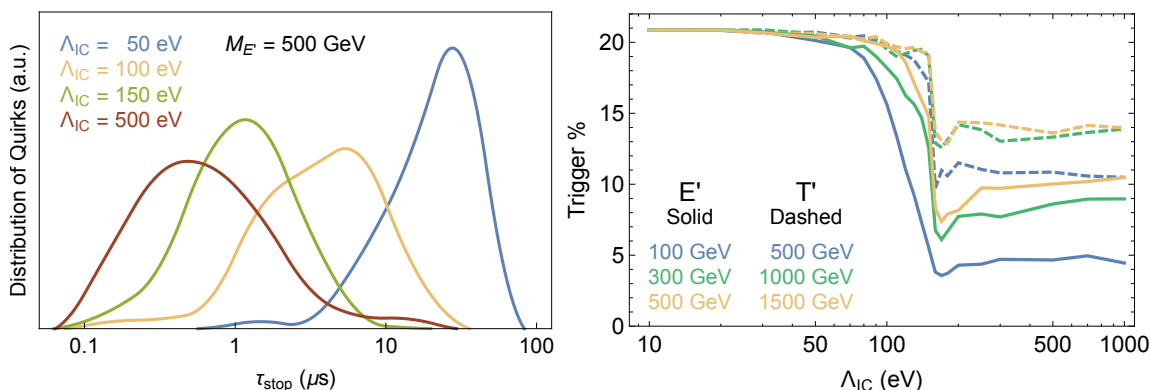


Figure 4. *Left:* Distribution of the time for E' -like quirks at 500 GeV to stop within the CMS fiducial region for several quirk confinement scales. For confinement scales above about 300 eV, the distribution does not change appreciably with increasing confinement scale. Decreasing the confinement scale once terminal velocities are achieved (see section 2) decreases the terminal velocity greatly, thus increasing the time to stop. The time to annihilate after stopping is conservatively assumed to be much quicker. *Right:* Probability for quirks that stop in the CMS fiducial region to annihilate during a triggerable bunch window (at least two bunches away from filled bunch windows). If the quirks can achieve a terminal velocity in the material, then the trigger percentage approaches the maximum of 21%. For $\Lambda_{\text{IC}} \gtrsim 300$ eV, the percent satisfying the trigger is fairly flat in Λ_{IC} , but increases with increasing mass due to the slower motion of the particles.

magnetic field, and frictional forces from ionization energy loss. We consider events where these effects combine to stop the quirks and bring them to rest inside the detector. The quirk pair will then de-excite and annihilate. The total time needed for this is therefore

$$\tau_{\text{tot}} = \tau_{\text{stop}} + \tau_{\text{de-excite}} + \tau_{\text{decay}}. \tag{3.1}$$

For the purposes of this study we will approximate $\tau_{\text{tot}} \simeq \tau_{\text{stop}}$, and assume that all other processes are rapid. The energy loss of a quirk pair becomes difficult to model when the size of the quirk pair is smaller than atomic sizes. In appendix B, we estimate the time to de-excite due to several mechanisms: electromagnetic radiation, infracolor interactions, and electric currents induced in the material by the oscillating dipole. These estimates support the assumption above for most of the parameter space. We emphasize that the assumption that the de-excitation process is prompt is a conservative one, since increasing the time to annihilation will make the search more sensitive, as long as the de-excitation time is shorter than 10^4 seconds [34], as is strongly suggested by multiple energy loss mechanisms considered in appendix B.

Our simulation of the quirk propagation determines τ_{stop} , the time it takes for the quirk pair to come to a stop within the detector with a separation of $\sim 1\text{\AA}$, and with negligible center-of-mass momentum. This time is sensitive to the confinement scale if a terminal velocity can be achieved, but is independent of the confinement scale for $\Lambda_{\text{IC}} \gtrsim 300$ eV. This stopping time for E' -like quirks with $m_{E'} = 500$ GeV and several choices of confinement scales is shown in figure 4.

After the quirk pair’s internal energy has been depleted, the pair will drop into a low-lying “quirkonium” bound state with a binding energy [47],

$$E_{B,E'}(n) \simeq -\frac{9\alpha_{\text{IC}}(m_{E'})^2}{16n^2}m_{E'} \quad E_{B,T'}(n) \simeq -\frac{4\alpha_s^2(m_{T'})}{9n^2}m_{T'}, \quad (3.2)$$

which is at most a few GeV. The decay of these bound states is prompt, with lifetimes of $\tau_{\text{decay}} \sim m_Q^{-1}\alpha^{-5} \sim 10^{-18}$ s.

4 Limits on quirks

Our signal comes from quirk annihilation to jets, photons, or electrons. We assume that other modes do not contribute to our signal. The relative probability into the major decay channels in the T' model are [3]

$$gg : q\bar{q} : \text{IC} = \frac{32}{27}\alpha_s^2 : \frac{2n_f}{9}\alpha_s^2 : \frac{N_{\text{IC}}^2 - 1}{6N_{\text{IC}}^2}\alpha_{\text{IC}}^2, \quad (4.1)$$

where n_f is the number of quark flavors ($n_f = 6$ over the entire range of interest) and

$$\alpha_{\text{IC}}(m) \simeq \frac{4\pi}{1 + \frac{22}{3}N_{\text{IC}} \ln \frac{4m}{\Lambda_{\text{IC}}}}. \quad (4.2)$$

Across the parameter space of interest, this results in a subpercent level branching fraction into the invisible infracolor glueballs.

The E' model on the other hand has important “invisible” decays into infracolor glueballs, muons and neutrinos. The relative probabilities are [3]

$$\gamma\gamma : f\bar{f} : \text{IC} = 2\alpha_{\text{EM}}^2 : \alpha_{\text{EM}}^2 c_f^2 : \frac{N_{\text{IC}}^2 - 1}{2N_{\text{IC}}^2}\alpha_{\text{IC}}^2 \quad (4.3)$$

where $c_f^2 \simeq (e_f + \tan\theta_W g_{Z,V}^{(f)})^2 + (\tan\theta_W g_{Z,A}^{(f)})^2$ is the combined γ^*/Z^* coupling of the quirks to standard model fermions. These relative branching fractions result in a 40–65% visible decay rate across the parameter space of interest.

Before the quirks reach the beam pipe, they are propagating in vacuum in a state with angular momentum $J \sim 1$. They therefore lose energy due to infracolor glueball emission. As shown in [3], for highly excited states the rate of glueball emission is inversely proportional to the classical crossing time, which we model by assuming that there is a probability ϵ_{emit} to emit $\mathcal{O}(\Lambda_{\text{IC}})$ of energy through infracolor glueballs in one classical crossing time. Infracolor glueball emission also changes the angular momentum of the quirk pair by $\Delta J \sim \pm 1$, effectively giving rise to a random walk for the angular momentum vector in space. Because this random walk is in 3 dimensions, it effectively prevents re-annihilation until the quirk pair loses all its energy.⁴ The distance the quirk pair can travel in vacuum is therefore

$$L_{\text{ann}} \simeq L_{\text{cross}} N_{\text{cross}} \simeq (\beta\gamma)_0 (\beta\gamma)_{\text{cm}} \frac{m_Q E_{\text{int}}}{\epsilon_{\text{emit}} \Lambda_{\text{IC}}^3}, \quad (4.4)$$

⁴Ref. [3] modeled this with a 1-dimensional random walk, and therefore concluded erroneously that there was an appreciable probability for quirks in vacuum to annihilate before losing all their energy to infracolor glueball emission.

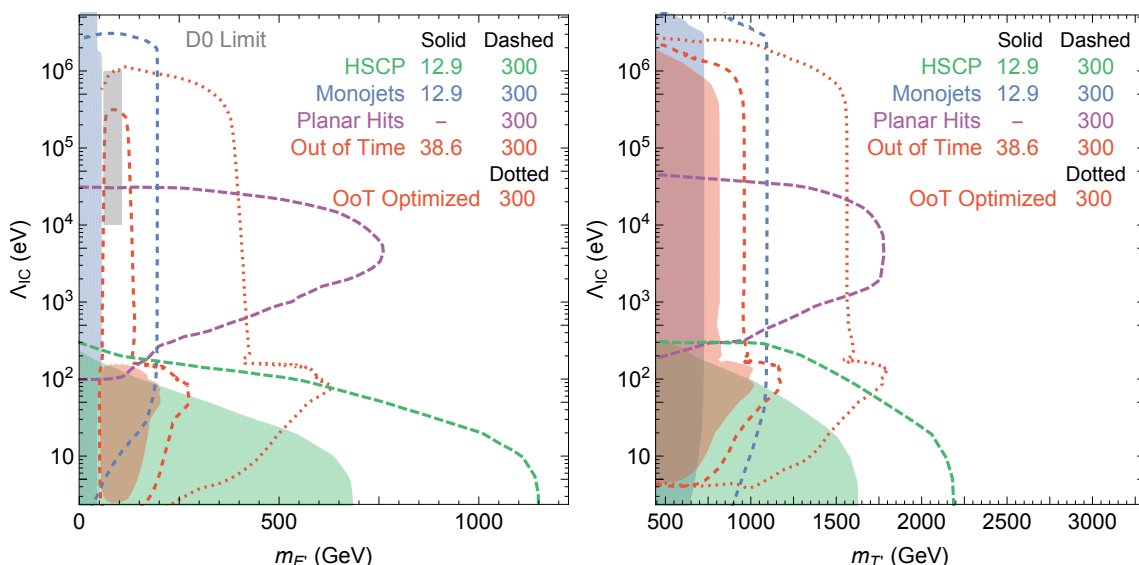


Figure 5. *Left:* Current and projected constraints on E' -like quirks (standard model quantum numbers of the right-handed electron $(1, 1)_1$) with a confining $SU(2)_{IC}$ force. *Right:* Current and projected constraints on T' -like quirks (standard model quantum numbers of the right-handed top quark $(\bar{3}, 1)_{-\frac{2}{3}}$) with a confining $SU(2)_{IC}$ force. The limits from the existing CMS out-of-time search [34] are shown in solid red. Projected limits at 300 fb^{-1} using a naïve extrapolation where an identical search strategy with the same acceptance is shown in dashed red. A hypothetical optimization of the search where the entire calorimeter is included, $|\eta| < 3$, and backgrounds are reduced to zero, e.g. via higher energy thresholds, to illustrate the possible sensitivity achievable through this method is shown with the dotted red line. Limits from HSCP and monojet searches [29] are shown in green and blue, respectively. The proposed planar hit search [31] is shown in purple for 300 fb^{-1} . The limit on E' -like quirks from D0 [26] is shown in gray.

where L_{cross} is the typical lab frame length traversed in one oscillation, N_{cross} is the number of oscillations required for the quirk pairs to lose all of their internal energy, $\gamma_0 = m_{\text{int}}/(2m_Q)$ is the boost factor of the quirks in their center-of-mass frame, $\gamma_{\text{cm}} = E_{\text{tot}}/m_{\text{int}}$ is the boost factor of the quirk system in the lab frame (see eq. (2.2)). The probability for a quirk pair to emit Λ_{IC} of energy in the form of infraglobes during one classical crossing time is ϵ_{emit} . As infraglobe emission originates from the non-perturbative dynamics of a strongly coupled system, we do not expect this unknown quantity to be too much smaller than 1. Fixing $\epsilon_{\text{emit}} = 0.1$ for simplicity, we require that the quirk pair reaches the beam pipe (1 cm transverse) prior to saturating the annihilation length.⁵ Changing ϵ_{emit} would shift the abrupt truncation in sensitivity at large Λ_{IC} by roughly $\text{Max}[\Lambda_{IC}] \sim (0.1/\epsilon_{\text{emit}})^{1/3} \text{MeV}$.

The CMS search requires a calorimeter jet with $E > 70 \text{ GeV}$ and $|\eta| < 1.0$ at least 2 bunch crossings away from pp collisions. To better reject cosmic muon backgrounds,

⁵It is possible that some of our quirks which in simulation did not stop in the fiducial region of the detector now would due to the additional energy loss prior to reaching the beam pipe. This effect should be qualitatively unimportant and subdominant to the sensitivity of changing the unknown ϵ_{emit} parameter.

CMS imposes a veto on a variety of drift tube (DT) patterns (12.3% of events). To reject beam halo muon backgrounds, the CMS search additionally vetoes events with any cathode strip chamber (CSC) segments having at least five reconstructed hits (5.6% of events). We include both of these vetoes as a fixed percentage reduction of our signal efficiency.

While the reconstruction efficiency for visibly decaying quirks, which give two back-to-back high-energy objects, is expected to be a bit better than for R -hadrons, where half of the energy goes invisibly, we conservatively use the energy dependent function for the gluino from ref. [34] that quickly asymptotes to 55% for our masses of interest.

In figure 5, we show in shaded red the limits from the out-of-time search for E' -like and T' -like quirks (left and right, respectively). The recast limits from monojet and HSCP searches [29] are shown in blue and green, respectively.⁶ For E' -like quirks, we include the limit from the D0 (in gray) [26]. Via dashed lines of the same colors we show projections to 300 fb^{-1} , adding (in purple) the projections for the planar hit reconstruction proposal [31]. We note that the dashed red lines illustrating the out-of-time decay search assume both the search and bunch train patterns remain identical in the larger dataset. The dotted red lines assume zero background and expands the calorimeter range out to $|\eta| \leq 3$, which should be viewed as a potentially achievable sensitivity under some simple modifications to improve the stopped particle search that will be discussed in the next section.

5 Improving sensitivity to quirks

At the LHC, the kinematics of quirks are very different than those of R -hadrons. In this section, we will discuss several simple changes to the search strategy that can greatly improve the sensitivity to quirks.

First, the quirk pair system tends to be produced at very high η . This is because any nonzero p_T of the quirk pair requires that it recoil against another hard object, typically a jet. Generally, the distribution peaks around $\eta \sim 3$, achieving higher values for lower quirk masses, while colored production tends to be a little less forward. This is in contrast to R -hadrons, which are produced centrally. The $|\eta| < 1.0$ cut applied in the CMS search is heavily impacting the signal efficiency. While it is also true that quirks in the far forward region will often have a higher E_{cm} (reducing the likelihood that they will stop), the net effect of including the full calorimeter is about a factor of three enhancement in signal acceptance, see figure 6. Additionally, quirks that stop in the forward region tend to take longer to stop due to the additional distance traversed at rather low velocities, which make them more likely to fall within a triggerable window at large confinement scales. On the other hand, beam halo backgrounds are expected to be much larger in this region, and the CSC veto used at CMS may no longer be sufficient. Imposing a large enough energy

⁶For the monojet limits, we estimate the reduction in sensitivity at high confinement scales due to annihilations within the beampipe eq. (4.4). The monojet constraints die off at larger confinement scales than the stopped particle limits as the fraction of the sample that meets the monojet requirements are typically more boosted and more likely to escape the beampipe. We assume that limits on quirks below $m_Z/2$ remain robust. Any modifications to the efficiency due to the presence of a straight, highly-ionizing track have not been addressed.

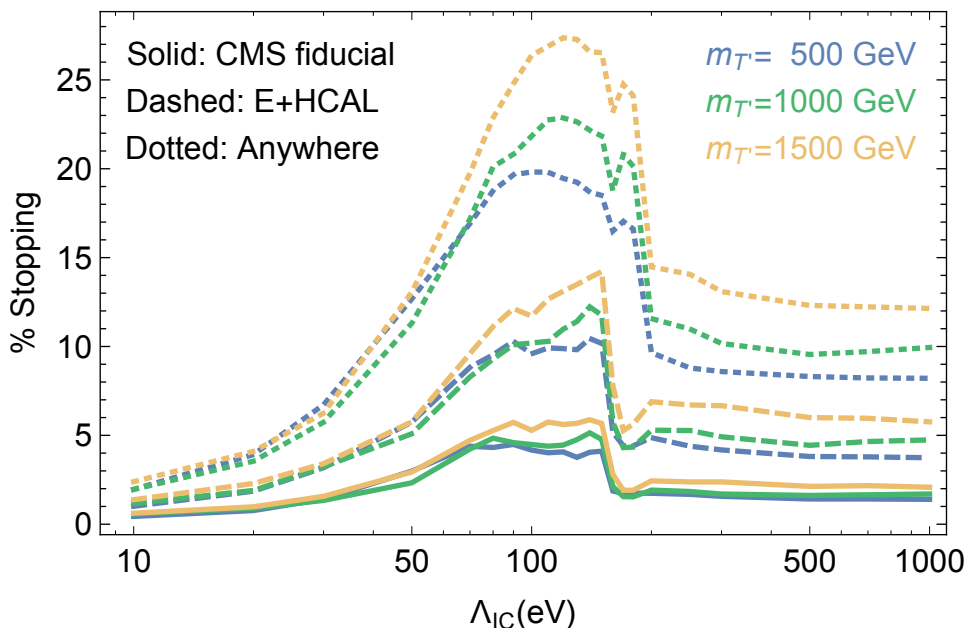


Figure 6. Percentage of T' -like quirks that stop in CMS for a given confinement scale. The solid lines show the fraction of quirks that stop in the CMS fiducial region ($|\eta| < 1.0$). Dashed lines display the fraction that stops in the entire calorimeter out to $|\eta| < 3.0$. Dotted lines display the fraction of quirks that stop anywhere in the CMS detector (mostly in the muon system). As the mass of the quirks increases, the fraction that stops also increases.

threshold for the signal in this region may be sufficient to suppress these backgrounds, but detailed experimental study would be required.

Second, while the visible energy emitted in an R -hadron decay is expected to be $E \lesssim \frac{m_R}{2}$, annihilating quirks deposit $E \sim 2m_Q$ into the detector. Especially in the case of T' -like quirks, this exceptionally high energy deposit should improve available triggering options. In other words, ~ 2 TeV of energy appearing in a few cells of the calorimeter is typically sufficient for triggering purposes even within an active bunch window. Additionally, as evidenced by the ATLAS stopped particle search at 8 TeV [32], the use of signal regions with higher energy thresholds greatly reduces beam halo backgrounds and substantially reduces cosmic muon backgrounds to the point that no events were observed in the signal region with a 300 GeV cut applied to the leading jet energy. Expanding the existing analysis to include multiple signal regions with increasing energy thresholds for background rejection and wider η ranges for enhanced acceptance would potentially allow for a nearly background free search with a very large signal acceptance for quirks. In figure 5, we show via a dotted red line the sensitivity that would be obtained in 300 fb^{-1} of data with the calorimeter range expanded to $|\eta| < 3$ and assuming no background. Any possible additional timing modifications that would affect the fraction of quirks annihilating within a triggerable window have not been included. While the background-free assumption may be overly aggressive, especially in the case of E' -like quirks, this curve is meant to illustrate what could potentially be achieved via reasonable modifications to the existing search strategy.

Additionally, CMS is constructing a new endcap calorimeter ($1.5 < |\eta| < 3.0$) that would have ~ 25 ps timing resolution and individually instrumented layers allowing for finely-grained 4d shower reconstruction [38]. The capabilities of this instrument are perfect for detecting out-of-time annihilation of quirks. It also has the potential to use the unique evolution pattern of annihilating quirks for reliably distinguishing the quirks from all backgrounds. Although challenging due to the mandatory reduced readout at L1, triggering on calorimeter shape observables may be possible. Given the typically large energies involved, L1 triggers may be employed in conjunction with dedicated methods in the HLT to capture quirks. As collisions typically happen only within the first 2.5 ns of a bunch crossing (and the overwhelming bulk of these collisions within a much smaller window of a few hundred ps), this instrument could potentially be used to capture exceptionally large, forward calorimeter energy deposits that are not offset by d/c in time from any collisions, potentially allowing the percent of quirks that decay within a window offset from collisions to be $\mathcal{O}(90\%)$.

Lastly, while many quirks stop within the calorimeters, approximately the same number again are expected to stop in the dense iron return yoke of the muon system, see figure 6. Especially in the case of heavy T' -like quirks, back-to-back TeV jets appearing in the drift tubes would look startlingly different than most backgrounds. While we make no effort to construct a search strategy around this possibility, we note that it would be an interesting option for CMS to consider in order to maximize sensitivity to heavy colored quirks. Unlike at CMS, the prospects for detecting quirks that stop within the more sparsely instrumented ATLAS muon chamber are slim.

6 Discussion

In this work we recast the CMS search for the out-of-time decay of stopped particles and apply it to the out-of-time annihilation of stopped quirks. We find that possible modifications to the search strategy could make an out-of-time search the most effective way of accessing quirks across a very wide range of confinement scales. While multiple assumptions were made throughout this work to facilitate our simulation and recasting, these assumptions should not have a qualitative impact on the basic search improvements proposed here. What is presented here should be superseded by a proper treatment within a sophisticated simulation framework (e.g., GEANT4 [48]) that is developed, tuned, and validated by an experimental collaboration.

While the existing stopped particle search places constraints competitive with those from monojet searches, a few straightforward modifications to the search strategy used in out-of-time searches could greatly enhance the sensitivity to quirks. The unique kinematics that manifest in quirky systems strongly encourage searches to probe higher pseudorapidities and use higher energy thresholds to beat down backgrounds. Several of the modifications proposed here could allow for out-of-time searches to become the discovery mode for quirks over a large range of confinement scales, whereas in the case of R -hadrons this approach is currently subdominant to the sensitivity obtained with heavy stable charge particle searches. Additionally, in the event an excess were seen in monojets, identify-

ing this excess as originating from quirks rather than the plethora of other possibilities, e.g., dark matter, would rely on either a dedicated search or a complementary excess in a different channel (such as an out-of-time search akin to the one recast in this work).

Although this study focused entirely on the 13 TeV CMS study, ATLAS, which to date only has 7 and 8 TeV results, would be expected to be able to achieve similar sensitivity. The cuts used in the existing searches at the two experiments have some important differences. ATLAS uses a slightly wider central range of $|\eta| < 1.2$ with a slightly lower jet energy threshold of 50 GeV. However, they require the signal to appear at least six bunch crossings after all filled selections, which for quirks would result in a substantially lower probability to decay within an acceptable trigger window. To reduce background from detector noise and muons, events where fewer than four calorimeter cells contain 90% of the leading jet energy are vetoed, the leading jet must have a p_T weighted width $\Delta R > 0.04$, and at least 50% of the leading jet's energy must be recorded in the barrel hadronic calorimeter of ATLAS. Together, these other important cuts reduce the reconstruction efficiency of their gluino samples considerably relative to CMS. On the other hand, ATLAS has multiple bins with increasing energy thresholds, allowing them to reduce their background, even down to zero observed events in their highest considered energy bin.

One assumption made in projecting the future reach for these out-of-time searches is that the fraction of quirks decaying within a triggerable window will not change substantially from the 2016 fill schemes. This assumption is particularly bold as LHC running has switched dominantly to an 8–4 scheme where eight colliding bunches are followed by four empty bunches. The incarnation of the CMS search recast for this study, which requires the signal to be at least two bunch crosses away from an active bunch, would have an extremely reduced sensitivity to this fill scheme, forcing it to rely entirely on the abort gap for sensitivity. It is important that the search strategy evolves to accommodate this new scheme without drastically reducing the trigger live time. New technologies with precision timing may be able to assist in expanding this live time further.

The out-of-time searches at ATLAS and CMS have the potential to probe quirks across a very large confinement scale range. This approach is complementary to the HSCP searches and could be much more sensitive than monojet searches if the simple modifications to the approach discussed in this work were implemented. Moving forward, we encourage both ATLAS and CMS to consider quirks as a benchmark in their out-of-time decay searches, and to design their signal regions to target these truly exotic particles.

Acknowledgments

We thank Juliette Alimena, Gordon Baym, Yuri Gershtein, Simone Pagan Griso, Roni Harnik, Simon Knapen, Ted Kolberg, Zhen Liu, and Yuhsin Tsai for useful discussions. We thank Christina Gao for collaboration in the early stages of this work. We are grateful to Simon Knapen for valuable comments on the manuscript. JAE is partially supported by the NSF CAREER grant PHY-1654502 and DOE grant DE-SC0011784. MAL was supported by DOE grant DE-FG02-91ER406746. JAE thanks the Aspen Center for Physics, which

is supported by National Science Foundation grant PHY-1607611, where part of this work was completed.

A The modeling of the CMS detector

We approximate the CMS detector as being cylindrically symmetric. As we are not concerned about the specific location of individual hits, but rather the overall energy loss, we break the detector into distinct zones of a uniform medium of the material in question. The Bethe-Bloch function can then be written

$$\left\langle \frac{dE}{dx} \right\rangle(\vec{x}_i, v_i) \simeq \zeta(\vec{x}) \rho_m(\vec{x}) \left\langle \frac{dE}{dx} \right\rangle(\beta\gamma), \quad (\text{A.1})$$

where most of the dependence on the material is contained in the density $\zeta\rho_m$, where ρ_m is the density of a solid of the material in question (either silicon, lead tungstate, copper [equivalent to brass], or iron) and $\zeta(\vec{x}) \leq 1$ is a numerical factor extracted from material budget studies where available [49–51], and approximated elsewhere. There is some slight dependence of $\langle dE/dx \rangle$ on the material [41] that is included in our simulation, but the majority of the material specific dependence is contained in the density. The layout of CMS is approximated as a series of coaxial cylindrical shells shown in table 1 [52]. In figure 7, we show the positions where simulated E' -like quirks with $m_{E'} = 500 \text{ GeV}$ and $\Lambda_{\text{IC}} = 1 \text{ keV}$ stop in the CMS detector. At this confinement scale, there are no regions within the detector where the quirks achieve a terminal velocity.

B Energy loss at the atomic scale

Once the size of the quirk bound state falls below $1 \text{ \AA} \sim 1/\text{keV}$, the quirks can no longer be viewed as independently ionizing objects. The quirks dominantly stop in the brass material in the hadronic calorimeter, and we will assume that when the quirk string length is of order 1 \AA the quirk pair is bound to the material and no longer moves. In order to annihilate, the quirk pair must lose the remainder of its energy and angular momentum. In this appendix, we consider several energy loss mechanisms that may be important in this regime: radiation of infracolor glueballs, electromagnetic radiation, and induced currents in the material due to the oscillating electric dipole of the quirks.

B.1 Infracolor glueball emission

The energy lost through the non-perturbative emission of infracolor glueballs is important when the impact parameter $b \lesssim \Lambda_{\text{IC}}^{-1}$. Impact parameters of this size are achieved when angular momentum is not too high

$$J \lesssim 10^4 \left(\frac{m_Q}{\text{TeV}} \right)^{1/2}. \quad (\text{B.1})$$

This can be compared to the maximum angular momentum at 1 \AA of

$$J_{\text{max}}(r = \text{\AA}) \sim 10^4 \left(\frac{m_Q}{\text{TeV}} \right)^{1/2} \left(\frac{\Lambda_{\text{IC}}}{\text{keV}} \right). \quad (\text{B.2})$$

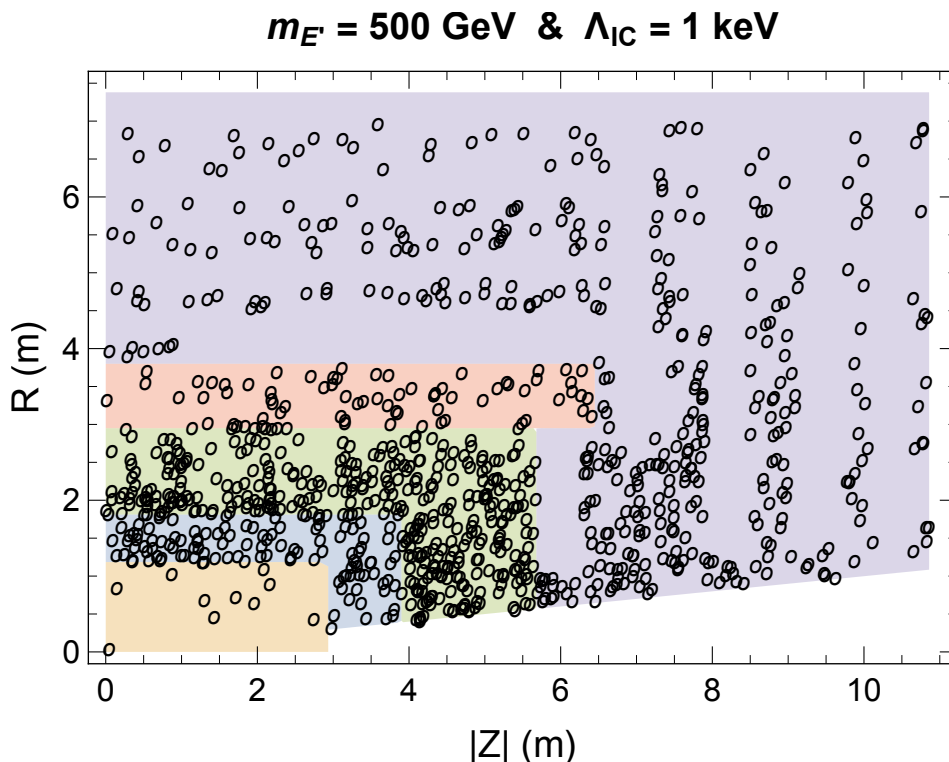


Figure 7. Positions where 983 E' -like quirks with $m_{E'} = 500$ GeV and $\Lambda_{\text{IC}} = 1$ keV stop in the CMS detector within a quadrant of $(R, |Z|)$. Moving outwards we have the tracker (gold), ECal (blue), HCal (green), magnet (red), and muon system (purple). The most dense systems (HCal, MS iron return yokes) stop the most particles, while the least dense (tracker, MS drift tubes) stop very few. Many quirks are seen to stop at high values of η , motivating an extension of the calorimeter η range used in the out-of-time searches.

Just as the forward motion of a quirk pair is drained more quickly than the internal motion, once the system slows, acquired angular momentum is drained much more quickly than the internal energy, so that $J \ll J_{\text{max}}$ appears to be generic by the time the quirks are within one \AA of each other. On the other hand, this is in part an artifact of approximating the ionization energy loss as a classical friction. A full simulation must take into account the fact that the individual ionization interactions will give the quirks a momentum transfer transverse to their motion that cancels out only on average. We have not attempted to model this effect. We can parameterize the emission of infracolor glueballs by assuming that at each classical crossing, the quirks have a probability ϵ_{emit} to emit Λ_{IC} of energy into infracolor glueballs, so that

$$\frac{dE}{dt} = -\frac{\epsilon_{\text{emit}}\Lambda_{\text{IC}}}{T}. \tag{B.3}$$

If $\Lambda_{\text{IC}} \gtrsim \text{\AA}^{-1}$, the potential begins in a linear regime $V(r) \sim \Lambda_{\text{IC}}^2 r$, where the quirks experience a constant acceleration, $a = \Lambda_{\text{IC}}^2 m_Q^{-1}$. The classical crossing time is $T \simeq \frac{2v}{a} = 2\Lambda_{\text{IC}}^{-2} \sqrt{2m_Q E}$, where we substituted $v = \sqrt{2E/m}$. Integrating eq. (B.3), we find the time required to lose $\Delta E \sim \Lambda_{\text{IC}}^2 \text{\AA}$ of energy stored in the string in order to enter the Coulombic

| Component | Material | ρ_m | ζ | R_{\min} | R_{\max} | $ Z_{\min} $ | $ Z_{\max} $ |
|---------------|--|----------|---------|------------|------------|--------------|--------------|
| Tracker | Silicon | 2.33 | 0.05 | 2.2 | 118.5 | 0 | 293.5 |
| ECal | Lead Tungstate (PbWO ₄) | 8.30 | 0.33 | 118.5 | 181.1 | 0 | 390.0 |
| | | | | $\eta = 3$ | 181.1 | 293.5 | 390.0 |
| HCal | Copper | 8.96 | 0.68 | 181.1 | 286.4 | 0 | 568.0 |
| | | | | $\eta = 3$ | 286.4 | 390.0 | 568.0 |
| Magnet | Iron | 7.87 | 0.5 | 295.0 | 380.0 | 0 | 645.0 |
| MS barrrel | Iron | 7.87 | 1 | 380 | 410 | 0 | 140.0 |
| | | | | 455 | 490.5 | 0 | 724.0 |
| | | | | 528.5 | 597.5 | 0 | 661.0 |
| | | | | 635.5 | 700 | 0 | 661.0 |
| MS endcap | Iron | 7.87 | 1 | $\eta = 3$ | 105 | 568 | 630 |
| | | | | $\eta = 3$ | 270 | 630 | 724 |
| | | | | $\eta = 3$ | 695.5 | 724 | 791.5 |
| | | | | $\eta = 3$ | 129 | 791.5 | 849.5 |
| | | | | $\eta = 3$ | 695.5 | 849.5 | 917 |
| | | | | $\eta = 3$ | 140 | 917 | 975 |
| | | | | $\eta = 3$ | 695.5 | 975 | 1005 |
| | | | | $\eta = 3$ | 150 | 1005 | 1063 |
| $\eta = 3$ | 695.5 | 1063 | 1083 | | | | |

Table 1. Details of the cylindrical CMS detector used in this study. ρ_m is in g/cm^3 , all R and Z dimensions are in cm. An R_{\min} value of $\eta = 3$ implies that for a given value of Z , the inner radius is set where $\eta = 3$. Outside of the beampipe vacuum, everywhere not mentioned in this table, notably the muon system drift chambers, is assumed to consist of air, $\rho_{\text{air}} = 0.001165 \text{ g}/\text{cm}^3$ and $\zeta = 1$.

region of the potential is

$$\tau_{\text{linear}} \sim \frac{4\sqrt{2m_Q}(\Delta E)^{3/2}}{3\epsilon_{\text{emit}}\Lambda_{\text{IC}}^3} \simeq 10^{-13} \text{ s} \left(\frac{m_Q}{\text{TeV}}\right)^{1/2} \left(\frac{0.1}{\epsilon_{\text{emit}}}\right) \quad \Lambda_{\text{IC}} \gtrsim \text{\AA}^{-1}, \quad (\text{B.4})$$

which is independent of Λ_{IC} . Once the quirk pair has shrunk to $r \lesssim \Lambda_{\text{IC}}^{-1}$, the bound state is in the Coulombic regime, where $V(r) \sim -\alpha_{\text{IC}}(r)/r$ and the classical crossing time (half a period) is dictated by Kepler's law, $T = \pi\sqrt{m_Q r^3 \alpha_{\text{IC}}^{-1}}$. From eq. (B.3), we can express the change in the binding energy $B = -V(r)$ as

$$\frac{dB}{dt} = \frac{\epsilon_{\text{emit}}\Lambda_{\text{IC}}B^{3/2}}{\pi\alpha_{\text{IC}}\sqrt{m_Q}}. \quad (\text{B.5})$$

Again integrating and noting that the initial binding energy $B_i \sim \Lambda_{\text{IC}}$ is much smaller than the final binding energy, $B_0 \sim \alpha_{\text{IC}}^2 m_Q$, the time to drop to the ground state is approximately

$$\tau_{\text{Coulomb}} \simeq \frac{2\pi\alpha_{\text{IC}}\sqrt{m_Q}}{\epsilon_{\text{emit}}\Lambda_{\text{IC}}^{3/2}} \simeq 10^{-12} \text{ s} \left(\frac{m_Q}{\text{TeV}}\right)^{1/2} \left(\frac{\text{keV}}{\Lambda_{\text{IC}}}\right)^{3/2} \left(\frac{0.1}{\epsilon_{\text{emit}}}\right) \quad \Lambda_{\text{IC}} \gtrsim \text{\AA}^{-1}, \quad (\text{B.6})$$

where we have used that $\alpha_{\text{IC}}(\Lambda_{\text{IC}}) \sim 1$. On the other hand if $\Lambda_{\text{IC}} \lesssim \text{\AA}^{-1}$, the quirks have already dropped into the Coulombic regime when $r \lesssim 1 \text{\AA}$ (and $\tau_{\text{linear}} = 0$). The same calculation as before eq. (B.5) can be used, but now with the initial binding energy moved from $\Lambda_{\text{IC}} \rightarrow \alpha_{\text{IC}}(\text{\AA}^{-1})\text{\AA}^{-1}$,

$$\tau_{\text{Coulomb}} \simeq \frac{2\pi\sqrt{\alpha_{\text{IC}}m_Q\text{\AA}}}{\epsilon_{\text{emit}}\Lambda_{\text{IC}}} \simeq 10^{-12} \text{ s} \left(\frac{m_Q}{\text{TeV}}\right)^{1/2} \left(\frac{\text{keV}}{\Lambda_{\text{IC}}}\right) \left(\frac{0.1}{\epsilon_{\text{emit}}}\right) \quad \Lambda_{\text{IC}} \lesssim \text{\AA}^{-1}. \quad (\text{B.7})$$

Across our parameter range of interest, $\tau_{\text{linear}} + \tau_{\text{Coulomb}} \lesssim 1 \text{ ns}$ unless ϵ_{emit} is very small. However, this depends crucially on the impact parameter being small enough for infracolor glueball emissions to happen at all. While for $\Lambda_{\text{IC}} \lesssim \text{keV}$, this is almost certain to be the initial state once the quirks stop, for $\Lambda_{\text{IC}} \sim \text{MeV}$, it seems less likely. Once the size of the quirk pair drops into the Coulomb regime $b < r \sim \Lambda_{\text{IC}}^{-1}$, the emission of infracolor glueballs should become an effective way to radiate the remaining energy.

B.2 Electromagnetic radiation

The quirks form an oscillating dipole that radiates away electromagnetic energy. In estimating this effect, it is important to take into account the effects of the conductor on electromagnetic radiation. We will use the Drude model, which assumes that conduction electrons can be described by drifting electrons with a phenomenological damping force due to collisions of the electrons with the lattice. That is, the current density in the conductor is given by

$$\vec{J} = -en_e\vec{v}_d, \quad (\text{B.8})$$

where the drift velocity \vec{v}_d satisfies the equation of motion

$$\frac{\partial\vec{v}_d}{\partial t} = -\frac{1}{\tau_c}\vec{v}_d - \frac{e}{m_e} \left(\vec{E} + \vec{v}_d \times \vec{B}\right). \quad (\text{B.9})$$

The phenomenological collision time is $\tau_c \sim 10^{-14} \text{ s}$ in copper, and we assume this value holds for the brass in the EM calorimeter. The effects of the magnetic field will be negligible for fields produced by non-relativistically moving quirks, and so we have

$$\frac{\partial\vec{J}}{\partial t} = -\frac{1}{\tau_c} \left(\vec{J} - \sigma\vec{E}\right), \quad (\text{B.10})$$

where

$$\sigma = \frac{e^2n_e\tau_c}{m_e} \quad (\text{B.11})$$

is the conductivity of the conductor. Electromagnetic plane waves in this material have the complex dispersion relation

$$k^2 = \frac{\omega^2}{c^2} + \frac{i\mu\sigma}{1 - i\omega\tau_c}\omega. \quad (\text{B.12})$$

For $\omega \ll 1/\tau_c$, this is approximately⁷

$$k^2 = \frac{\omega^2}{c^2} + i\mu\sigma\omega = \frac{\omega(\omega + i/\bar{\tau})}{c^2}, \quad (\text{B.13})$$

where

$$\bar{\tau} = \frac{\epsilon}{\sigma}. \quad (\text{B.14})$$

For typical metals, $\bar{\tau} \sim 10^{-18}$ s $\ll \tau_c$, and since $1/\bar{\tau} \gg 1/\tau_c \gg \omega$, k^2 is nearly pure imaginary. This means that the real and imaginary parts of k are nearly equal, and the electromagnetic wave is attenuated on a length scale equal to its wavelength. In the opposite limit, $\omega \gg 1/\tau_c$ we have

$$k^2 = \frac{1}{c^2} \left(\omega^2 - \frac{1}{\tau_c \bar{\tau}} \right). \quad (\text{B.15})$$

For $\omega \gtrsim 10^{16}$ s⁻¹, k is mostly real, so that EM waves will propagate freely in the material. This corresponds to confinement scales of $\Lambda_{\text{IC}} \gtrsim 100$ keV. Also, for photons with $E_\gamma \gtrsim 10$ eV ($\Lambda_{\text{IC}} \gtrsim 30$ keV), the photons are high enough energy to eject bound electrons in brass via the photoelectric effect. We conservatively include EM energy loss only for confinement scales above 100 keV.

The frequency of quirk oscillation, and thus of the emitted photons, is

$$\omega \sim \frac{\pi}{T} \sim \frac{\Lambda_{\text{IC}}}{\sqrt{2Rm_Q}} \sim 10^{14} \text{ s}^{-1} \left(\frac{\Lambda_{\text{IC}}}{\text{keV}} \right) \left(\frac{m_Q}{\text{TeV}} \right)^{-1/2}, \quad (\text{B.16})$$

so for confinement scales $\Lambda_{\text{IC}} \gtrsim \text{keV} \approx \text{\AA}^{-1}$, the energy lost via radiation of photons can be described using the Larmor formula [3, 53],

$$\frac{dE_\gamma}{dt} = \frac{16\pi}{3} \alpha_{\text{EM}} a^2. \quad (\text{B.17})$$

Since $\Lambda_{\text{IC}} \gtrsim \text{\AA}^{-1}$, the potential begins in a linear regime $V(r) \sim \Lambda_{\text{IC}}^2 r$, where the quirks experience a constant acceleration, $a = \Lambda_{\text{IC}}^2 m_Q^{-1}$. The time required to lose $\Delta E \sim \Lambda_{\text{IC}}^2 \text{\AA}$ of energy stored in the string in order to enter the Coulombic region of the potential is

$$\tau_{\text{linear}} \sim \frac{3m_Q^2 \text{\AA}}{16\pi\alpha_{\text{EM}}\Lambda_{\text{IC}}^2} \sim 2 \text{ s} \left(\frac{m_Q}{1 \text{ TeV}} \right)^2 \left(\frac{1 \text{ keV}}{\Lambda_{\text{IC}}} \right)^2 \quad (\text{B.18})$$

Once the quirk pair has shrunk to $r \lesssim \Lambda_{\text{IC}}^{-1}$, the bound state is in the Coulombic regime, where $V(r) \sim -\alpha_{\text{IC}}(r)/r$. The acceleration can be written in terms of the binding energy $B = -V(r)$, giving

$$\frac{dE}{dt} = \frac{dB}{dt} \sim \frac{16\pi\alpha_{\text{EM}}B^4}{3\alpha_{\text{IC}}^2 m_Q^2}. \quad (\text{B.19})$$

⁷Note that the phase velocity is larger than c

$$v_p^2 = \frac{\omega^2}{k^2} = c^2 \left(1 + \frac{\mu\sigma}{\tau_c k^2} \right),$$

but the group velocity is

$$v_g = \left(\frac{\partial k}{\partial \omega} \right)^{-1} = c^2 \frac{k}{\omega} = \frac{c}{1 + \mu\sigma/(\tau_c k^2)} < c.$$

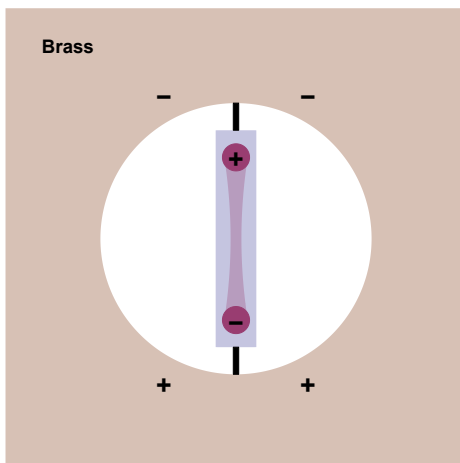


Figure 8. The quirk pair as an AC battery in brass (the CMS calorimeter material). The oscillating charges draw electrons to one side, then back again.

The time to drop to the ground state ($B_0 \sim \alpha_{\text{IC}}^2 m_Q$) is

$$\tau_{\text{Coulomb}} \sim \int_{\Lambda_{\text{IC}}}^{\alpha_{\text{IC}}^2 m_Q} \frac{dB}{dB/dt} \sim \frac{3m_Q^2}{16\pi\alpha_{\text{EM}}} \int_{\Lambda_{\text{IC}}}^{\alpha_{\text{IC}}^2 m_Q} \frac{\alpha_{\text{IC}}^2}{B^4}. \quad (\text{B.20})$$

As this integral is dominated by small B , we can use that $\alpha_{\text{IC}}(\Lambda_{\text{IC}}) \sim 1$ to approximate

$$\tau_{\text{Coulomb}} \sim \frac{m_Q^2}{16\pi\alpha_{\text{EM}}\Lambda_{\text{IC}}^3} \simeq 2 \text{ s} \left(\frac{m_Q}{1 \text{ TeV}} \right)^2 \left(\frac{1 \text{ keV}}{\Lambda_{\text{IC}}} \right)^3, \quad (\text{B.21})$$

which is always less than τ_{linear} .

B.3 Induced currents

A stopped quirk pair can also lose energy via interactions with the conductor that surrounds it. We will consider energy loss due to the generation of an oscillating current within the material induced by the oscillating electromagnetic field generated by the quirks. The oscillating dipole field will give rise to a current in this conductor, which in turn will give rise to energy loss *via* Ohmic losses. If we view the quirk pair as oscillating in a vacuum bubble of radius 1 \AA surrounded by a large volume of brass, see figure 8, we will see that the physics of this system can be viewed as a driven RLC circuit. There are other mechanisms for energy loss that we will not consider, e.g. exciting phonons or ejecting bound electrons.

To get a rough estimate of the energy losses due to induced currents in the conductor, we model the quirk as being in the center of a conducting cavity with radius $a \sim 1 \text{ \AA}$. This cavity is intended as a crude model of the short-distance cutoff of the continuum description of the conductor due to the atomic structure of the material. The electric fields in the material will induce a surface charge density on the boundary, which will screen the electric field inside the conductor. The quirks are non-relativistic, so we can describe the electric field generated by them using a potential, and neglect magnetic fields. We assume

that the potential inside the cavity can be described by the potential $\Phi = \Phi_d + \Phi_s$, where

$$\Phi_d(r, \theta, t) = \frac{1}{4\pi\epsilon_0} \frac{d(t) \cos \theta}{r^2}, \quad \Phi_s(r, \theta, t) = -\frac{1}{4\pi\epsilon_0} \frac{\bar{d}(t)r \cos \theta}{a^3}, \quad (\text{B.22})$$

where $d = qR$ is the quirk dipole moment, and \bar{d} is an “image” dipole moment that parameterizes the screening due to the electric charge induced on the boundary of the conductor. Here θ is the angle measured from the dipole moment direction. To justify this, note that for $\bar{d} = d$ this potential describes the potential of a static dipole in a conducting cavity with $\Phi = 0$ on the boundary. The electric potential inside the conductor is then determined by

$$\Phi(r, \theta, t) = \frac{1}{4\pi\epsilon_0} \frac{[d(t) - \bar{d}(t)] \cos \theta}{r^2}. \quad (\text{B.23})$$

The screening charge density is given by the discontinuity of the electric field at the boundary:

$$\rho_s = \epsilon_0 \Delta \vec{E} \cdot \hat{r} = -\frac{3\bar{d} \cos \theta}{4\pi a^3}. \quad (\text{B.24})$$

The screening charge is determined by the flow of current in the conductor, which is in turn sensitive to the screening. We are interested in the case where all quantities oscillate with frequency ω . (The motion of the quirks is periodic but not sinusoidal, however, it is an adequate approximation to estimate the energy loss for the dominant frequency $\omega \sim 2\pi/T$, where T is the period.) The current inside the conductor is then

$$\vec{J} = \frac{\sigma}{1 - i\omega\tau_c} \vec{E}, \quad (\text{B.25})$$

and we assume that the surface charge density ρ_s on the boundary is given by

$$\frac{\partial \rho_s}{\partial t} = -\vec{J} \cdot \hat{r} = \frac{1}{4\pi\epsilon_0} \frac{\sigma}{1 - i\omega\tau_c} \frac{2(d - \bar{d}) \cos \theta}{a^3}. \quad (\text{B.26})$$

This is local conservation of charge under the assumption that there are no surface currents. Note that the θ dependence matches eq. (B.24), so this model is consistent. Eqs. (B.24) and (B.26) then determine \bar{d} in terms of d :

$$-3i\omega\bar{d} = \frac{2\sigma/\epsilon_0}{1 - i\omega\tau_c} (d - \bar{d}). \quad (\text{B.27})$$

Using this we can compute the power dissipated by the current:

$$\langle P \rangle = \int dV \frac{1}{2} \text{Re}(\vec{J} \cdot \vec{E}^*) = \left(\frac{1}{4\pi\epsilon_0} \right)^2 \frac{4\pi\sigma(qR)^2}{3a^3} \frac{2}{1 + [\omega\tau_c - 2\sigma/(3\omega\epsilon_0)]^2}. \quad (\text{B.28})$$

Note that this vanishes in both the limits $\omega \rightarrow 0$ and $\omega \rightarrow \infty$. In the $\omega \rightarrow 0$ limit, the screening charge completely shields the electric field inside the conductor; in the $\omega \rightarrow \infty$ limit, the rapidly oscillating field does not allow the drift electrons to move far, and the induced current again vanishes.

The physics of this system can be understood as an RLC circuit. The oscillating quirk dipole creates a potential difference on the boundary of the conductor

$$V(t) = \frac{1}{4\pi\epsilon_0} \frac{qR}{a^2} \sin \omega t. \quad (\text{B.29})$$

This induces separated positive and negative charges on the boundary, which can be viewed as a capacitor with capacitance

$$C = 4\pi\epsilon_0 a. \quad (\text{B.30})$$

The capacitor is connected by the bulk of the conductor. This has a resistance that can be approximated by assuming that it is a shell of thickness a

$$R = \frac{3}{8\pi\sigma a}, \quad (\text{B.31})$$

where the numerical factors are chosen to get agreement with the model considered above. At high frequencies, the damping in the current is equivalent to an inductance

$$L = R\tau_c. \quad (\text{B.32})$$

The power dissipated in an RLC circuit is then given by

$$\langle P \rangle = \frac{\frac{1}{2}C^2V_0^2\omega^2R}{1 + (R^2C^2 - 2LC)\omega^2 + C^2L^2\omega^4} \quad (\text{B.33})$$

which is identical to eq. (B.28).

In brass, the power dissipated can be expressed numerically as

$$\langle P(w) \rangle \approx \frac{8.9 \times 10^{14} x^2 w^2}{13000 - 220w^2 + w^4} \frac{\text{keV}}{s}, \quad (\text{B.34})$$

where w is the frequency of oscillation given in PHz (10^{15}s^{-1}), and x is measured in Å. The dipole oscillation frequency in the $\Lambda_{\text{IC}} \sim \text{keV} - \text{MeV}$ range is in the PHz range,

$$\omega \sim \frac{\pi}{T} \sim \frac{\Lambda_{\text{IC}}}{\sqrt{2Rm_Q}} \sim 0.1 \text{ PHz} \left(\frac{\Lambda_{\text{IC}}}{\text{keV}} \right) \left(\frac{m_Q}{\text{TeV}} \right)^{-1/2}, \quad (\text{B.35})$$

so energy loss can be very efficient through current generation. Although this model has large uncertainties, we believe it is a reasonable estimate of the order of magnitude of the energy loss due to induced currents in the conductor.

Using $dE = \Lambda_{\text{IC}}^2 dx$, the time to de-excite to the point where infracolor glueball emission is efficient is,

$$\tau \sim \int \frac{dE}{\langle P(\omega) \rangle} \sim \left(\frac{\Lambda_{\text{IC}}}{\text{keV}} \right)^3 \frac{13000 - 220w^2 + w^4}{3.6w^2} \times 10^{-15} \text{s}, \quad (\text{B.36})$$

and, if $\omega \gg 10^{16} \text{s}^{-1}$,

$$\tau \approx 3 \left(\frac{\Lambda_{\text{IC}}}{\text{keV}} \right)^5 \times 10^{-18} \text{s}. \quad (\text{B.37})$$

In the most pessimistic case of $\Lambda_{\text{IC}} = \text{MeV}$, this results in a de-excitation time of $\tau_{\text{de-excite}} \sim 3 \text{ ms}$, but is typically much lower. For confinement scales $\Lambda_{\text{IC}} < 200 \text{ keV}$, $\tau_{\text{de-excite}} \lesssim \mu\text{s}$, the timescale where de-excitation can be viewed as prompt.

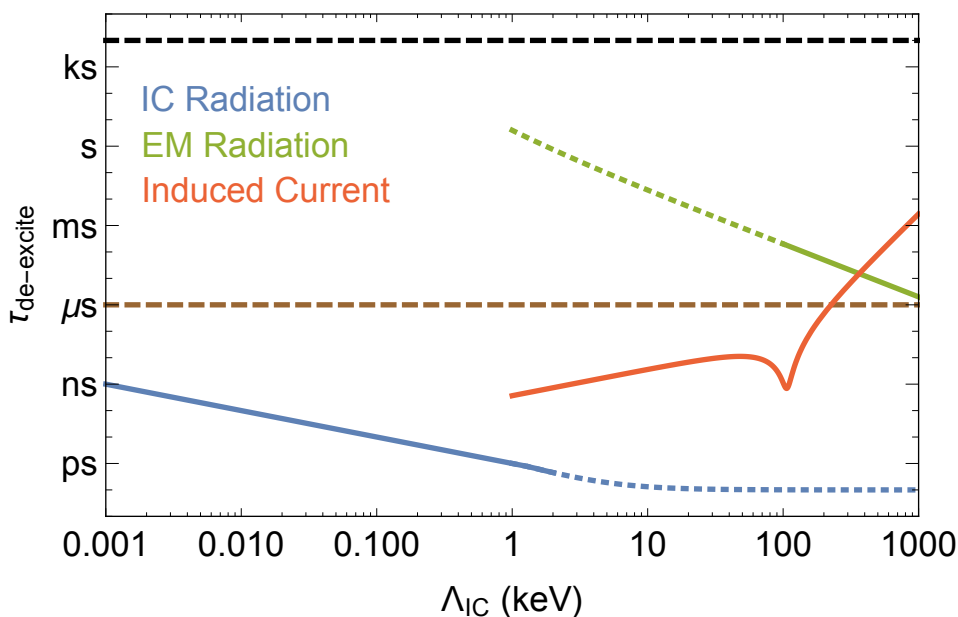


Figure 9. The different contributions to the de-excitation time through energy loss. Below $\Lambda_{IC} \sim \text{keV} \sim \text{\AA}^{-1}$, the infracolor glueball radiation dominates and leads to prompt annihilation. Above 1 keV, the impact parameter becomes too large and infracolor glueball radiation ceases (indicated with the dotted line). Similarly, below $\Lambda_{IC} \sim 100 \text{ keV}$, the conductor will screen propagating waves and our calculation may not be reliable. Induced current losses dominate until $\gtrsim 300 \text{ keV}$ when electromagnetic radiation losses become more important. Importantly, across the entire range, $\tau_{\text{de-excite}} \ll 10^4 \text{ s}$, where the stopped particle search begins to lose sensitivity due to very long particle lifetimes [34] (below dashed black line). For $\Lambda_{IC} \gtrsim 100 \text{ keV}$, the stopped particle searches may become more sensitive than the results predicted here (above dashed brown line).

B.4 Summary

The treatment of energy loss of a stopped quirk bound state is highly uncertain. The results of this appendix are summarized in figure 9. One important conclusion that is reliable is that the combination of effects discussed here will ensure that the lifetime of such a bound state is shorter than 10^4 s , so that the stopped particle search is efficient. Infracolor glueball emission and interactions between the quirks and the material may well give much more efficient energy loss mechanisms, but they are subject to large uncertainties. We therefore make the conservative assumption that the time for a stopped bound state to de-excite is prompt. We note that this may be significantly underestimating the reach, especially for the larger values of Λ_{IC} we consider. A better understanding of these mechanisms would be very useful in interpreting the results of this search, but we will not pursue this here.

Open Access. This article is distributed under the terms of the Creative Commons Attribution License ([CC-BY 4.0](https://creativecommons.org/licenses/by/4.0/)), which permits any use, distribution and reproduction in any medium, provided the original author(s) and source are credited.

References

- [1] G.F. Giudice and R. Rattazzi, *Theories with gauge mediated supersymmetry breaking*, *Phys. Rept.* **322** (1999) 419 [[hep-ph/9801271](#)] [[INSPIRE](#)].
- [2] R. Barbier et al., *R-parity violating supersymmetry*, *Phys. Rept.* **420** (2005) 1 [[hep-ph/0406039](#)] [[INSPIRE](#)].
- [3] J. Kang and M.A. Luty, *Macroscopic Strings and ‘Quirks’ at Colliders*, *JHEP* **11** (2009) 065 [[arXiv:0805.4642](#)] [[INSPIRE](#)].
- [4] A. Arvanitaki, N. Craig, S. Dimopoulos and G. Villadoro, *Mini-Split*, *JHEP* **02** (2013) 126 [[arXiv:1210.0555](#)] [[INSPIRE](#)].
- [5] Y. Cui and R. Sundrum, *Baryogenesis for weakly interacting massive particles*, *Phys. Rev. D* **87** (2013) 116013 [[arXiv:1212.2973](#)] [[INSPIRE](#)].
- [6] Y. Cui and B. Shuve, *Probing Baryogenesis with Displaced Vertices at the LHC*, *JHEP* **02** (2015) 049 [[arXiv:1409.6729](#)] [[INSPIRE](#)].
- [7] Z. Liu and B. Tweedie, *The Fate of Long-Lived Superparticles with Hadronic Decays after LHC Run 1*, *JHEP* **06** (2015) 042 [[arXiv:1503.05923](#)] [[INSPIRE](#)].
- [8] C. Csáki, E. Kuflik, S. Lombardo, O. Slone and T. Volansky, *Phenomenology of a Long-Lived LSP with R-Parity Violation*, *JHEP* **08** (2015) 016 [[arXiv:1505.00784](#)] [[INSPIRE](#)].
- [9] J.A. Evans and J. Shelton, *Long-Lived Staus and Displaced Leptons at the LHC*, *JHEP* **04** (2016) 056 [[arXiv:1601.01326](#)] [[INSPIRE](#)].
- [10] A. Coccaro, D. Curtin, H.J. Lubatti, H. Russell and J. Shelton, *Data-driven Model-independent Searches for Long-lived Particles at the LHC*, *Phys. Rev. D* **94** (2016) 113003 [[arXiv:1605.02742](#)] [[INSPIRE](#)].
- [11] J. Liu, Z. Liu and L.-T. Wang, *Enhancing Long-Lived Particles Searches at the LHC with Precision Timing Information*, *Phys. Rev. Lett.* **122** (2019) 131801 [[arXiv:1805.05957](#)] [[INSPIRE](#)].
- [12] D. Curtin et al., *Long-Lived Particles at the Energy Frontier: The MATHUSLA Physics Case*, [arXiv:1806.07396](#) [[INSPIRE](#)].
- [13] L. Lee, C. Ohm, A. Soffer and T.-T. Yu, *Collider Searches for Long-Lived Particles Beyond the Standard Model*, *Prog. Part. Nucl. Phys.* **106** (2019) 210 [[arXiv:1810.12602](#)] [[INSPIRE](#)].
- [14] CMS collaboration, *Search for Displaced Supersymmetry in events with an electron and a muon with large impact parameters*, *Phys. Rev. Lett.* **114** (2015) 061801 [[arXiv:1409.4789](#)] [[INSPIRE](#)].
- [15] ATLAS collaboration, *Search for heavy long-lived charged R-hadrons with the ATLAS detector in 3.2 fb^{-1} of proton–proton collision data at $\sqrt{s} = 13\text{ TeV}$* , *Phys. Lett. B* **760** (2016) 647 [[arXiv:1606.05129](#)] [[INSPIRE](#)].
- [16] LHCb collaboration, *Search for Higgs-like bosons decaying into long-lived exotic particles*, *Eur. Phys. J. C* **76** (2016) 664 [[arXiv:1609.03124](#)] [[INSPIRE](#)].
- [17] CMS collaboration, *Search for long-lived charged particles in proton-proton collisions at $\sqrt{s} = 13\text{ TeV}$* , *Phys. Rev. D* **94** (2016) 112004 [[arXiv:1609.08382](#)] [[INSPIRE](#)].
- [18] LHCb collaboration, *Search for massive long-lived particles decaying semileptonically in the LHCb detector*, *Eur. Phys. J. C* **77** (2017) 224 [[arXiv:1612.00945](#)] [[INSPIRE](#)].

- [19] LHCb collaboration, *Updated search for long-lived particles decaying to jet pairs*, *Eur. Phys. J. C* **77** (2017) 812 [[arXiv:1705.07332](#)] [[INSPIRE](#)].
- [20] ATLAS collaboration, *Search for long-lived, massive particles in events with displaced vertices and missing transverse momentum in $\sqrt{s} = 13$ TeV pp collisions with the ATLAS detector*, *Phys. Rev. D* **97** (2018) 052012 [[arXiv:1710.04901](#)] [[INSPIRE](#)].
- [21] CMS collaboration, *Search for new long-lived particles at $\sqrt{s} = 13$ TeV*, *Phys. Lett. B* **780** (2018) 432 [[arXiv:1711.09120](#)] [[INSPIRE](#)].
- [22] ATLAS collaboration, *Search for long-lived charginos based on a disappearing-track signature in pp collisions at $\sqrt{s} = 13$ TeV with the ATLAS detector*, *JHEP* **06** (2018) 022 [[arXiv:1712.02118](#)] [[INSPIRE](#)].
- [23] S. Mandelstam, *Vortices and quark confinement in non-abelian gauge theories*, *Phys. Lett.* **53B** (1975) 476 [[INSPIRE](#)].
- [24] Y. Nambu, *QCD and the String Model*, *Phys. Lett.* **80B** (1979) 372 [[INSPIRE](#)].
- [25] R. Sundrum, *Hadronic string from confinement*, [hep-ph/9702306](#) [[INSPIRE](#)].
- [26] D0 collaboration, *Search for New Fermions ('Quirks') at the Fermilab Tevatron Collider*, *Phys. Rev. Lett.* **105** (2010) 211803 [[arXiv:1008.3547](#)] [[INSPIRE](#)].
- [27] CMS collaboration, *Search for dark matter in final states with an energetic jet, or a hadronically decaying W or Z boson using 12.9 fb^{-1} of data at $\sqrt{s} = 13$ TeV*, [CMS-PAS-EXO-16-037](#).
- [28] ATLAS collaboration, *Search for new phenomena in final states with an energetic jet and large missing transverse momentum in pp collisions at $\sqrt{s} = 13$ TeV using the ATLAS detector*, *Phys. Rev. D* **94** (2016) 032005 [[arXiv:1604.07773](#)] [[INSPIRE](#)].
- [29] M. Farina and M. Low, *Constraining Quirky Tracks with Conventional Searches*, *Phys. Rev. Lett.* **119** (2017) 111801 [[arXiv:1703.00912](#)] [[INSPIRE](#)].
- [30] CMS collaboration, *Search for heavy stable charged particles with 12.9 fb^{-1} of 2016 data*, [CMS-PAS-EXO-16-036](#).
- [31] S. Knapen, H.K. Lou, M. Papucci and J. Setford, *Tracking down Quirks at the Large Hadron Collider*, *Phys. Rev. D* **96** (2017) 115015 [[arXiv:1708.02243](#)] [[INSPIRE](#)].
- [32] ATLAS collaboration, *Search for long-lived stopped R-hadrons decaying out-of-time with pp collisions using the ATLAS detector*, *Phys. Rev. D* **88** (2013) 112003 [[arXiv:1310.6584](#)] [[INSPIRE](#)].
- [33] ATLAS collaboration, *Search for decays of stopped, long-lived particles from 7 TeV pp collisions with the ATLAS detector*, *Eur. Phys. J. C* **72** (2012) 1965 [[arXiv:1201.5595](#)] [[INSPIRE](#)].
- [34] CMS collaboration, *Search for decays of stopped exotic long-lived particles produced in proton-proton collisions at $\sqrt{s} = 13$ TeV*, *JHEP* **05** (2018) 127 [[arXiv:1801.00359](#)] [[INSPIRE](#)].
- [35] CMS collaboration, *Search for Decays of Stopped Long-Lived Particles Produced in Proton-Proton Collisions at $\sqrt{s} = 8$ TeV*, *Eur. Phys. J. C* **75** (2015) 151 [[arXiv:1501.05603](#)] [[INSPIRE](#)].
- [36] CMS collaboration, *Search for stopped long-lived particles produced in pp collisions at $\sqrt{s} = 7$ TeV*, *JHEP* **08** (2012) 026 [[arXiv:1207.0106](#)] [[INSPIRE](#)].

- [37] A. Arvanitaki, S. Dimopoulos, A. Pierce, S. Rajendran and J.G. Wacker, *Stopping gluinos*, *Phys. Rev. D* **76** (2007) 055007 [[hep-ph/0506242](#)] [[INSPIRE](#)].
- [38] CMS collaboration, *The Phase-2 Upgrade of the CMS Endcap Calorimeter*, [CERN-LHCC-2017-023](#) (2017).
- [39] T. Sjöstrand et al., *An Introduction to PYTHIA 8.2*, *Comput. Phys. Commun.* **191** (2015) 159 [[arXiv:1410.3012](#)] [[INSPIRE](#)].
- [40] M. Neubert, *Heavy quark symmetry*, *Phys. Rept.* **245** (1994) 259 [[hep-ph/9306320](#)] [[INSPIRE](#)].
- [41] PARTICLE DATA GROUP collaboration, *Review of Particle Physics*, *Chin. Phys. C* **40** (2016) 100001 [[INSPIRE](#)].
- [42] CMS collaboration, *Precise Mapping of the Magnetic Field in the CMS Barrel Yoke using Cosmic Rays*, [2010 JINST 5 T03021](#) [[arXiv:0910.5530](#)] [[INSPIRE](#)].
- [43] J. Brewer, K. Crowe, F. Gygax and A. Schenck, *Positive muons and muonium in matter*, in *Muon Physics*, ed. V.W. Hughes and C.S. Wu, Vol. III, Academic Press, (1975), pp. 3–139.
- [44] R. Bailey and P. Collier, *Standard Filling Schemes for Various LHC Operation Modes*, [LHC-PROJECT-NOTE-323](#) (2003).
- [45] *Lhc filling scheme viewer*, https://lpc.web.cern.ch/cgi-bin/filling_schemes.py, Accessed: 2018-01-30.
- [46] *Filling schemes*, <http://lpc.web.cern.ch/cgi-bin/fillTable.py>, Accessed: 2018-01-30.
- [47] V. De Luca, A. Mitridate, M. Redi, J. Smirnov and A. Strumia, *Colored Dark Matter*, *Phys. Rev. D* **97** (2018) 115024 [[arXiv:1801.01135](#)] [[INSPIRE](#)].
- [48] GEANT4 collaboration, *GEANT4: A simulation toolkit*, *Nucl. Instrum. Meth. A* **506** (2003) 250 [[INSPIRE](#)].
- [49] CMS collaboration, *The CMS electromagnetic calorimeter project: Technical Design Report*, [CERN-LHCC-97-033](#) (1997).
- [50] CMS collaboration, *CMS Physics: Technical Design Report Volume 1: Detector Performance and Software*, Technical Design Report CMS, CERN, Geneva, 2006.
- [51] C. Amsler et al., *Mechanical Design and Material Budget of the CMS Barrel Pixel Detector*, [2009 JINST 4 P05003](#) [[arXiv:0904.4761](#)] [[INSPIRE](#)].
- [52] CMS collaboration, *Performance of the CMS Drift Tube Chambers with Cosmic Rays*, [2010 JINST 5 T03015](#) [[arXiv:0911.4855](#)] [[INSPIRE](#)].
- [53] G. Burdman, Z. Chacko, H.-S. Goh, R. Harnik and C.A. Krenke, *The Quirky Collider Signals of Folded Supersymmetry*, *Phys. Rev. D* **78** (2008) 075028 [[arXiv:0805.4667](#)] [[INSPIRE](#)].